


COLORADO DEPARTMENT OF EDUCATION  
PUPIL MEMBERSHIP AND CLASSROOM TEACHER DATA

COUNTY/DISTRICT NAME	PUPIL COUNT	ALL CLASSROOM TEACHERS				SELECTED CLASSROOM TEACHERS	
		F.T.E. TEACHERS	AVERAGE TEACHER SALARY	AVERAGE DAILY RATE	PUPIL/ TEACHER RATIO	F.T.E. TEACHERS	PUPIL/ TEACHER RATIO
<b>ADAMS</b>							
MAPLETON 1	5,704	284.5	45,120	242.58	20.1	228.5	25.0
ADAMS 12 FIVE STAR SCHOOLS	36,360	1,844.0	45,479	247.17	19.7	1,489.7	24.4
ADAMS COUNTY 14	6,638	407.7	45,520	242.13	16.3	325.4	20.4
BRIGHTON 27J	9,283	524.6	42,410	229.24	17.7	419.5	22.1
BENNETT 29J	1,133	62.4	35,656	191.70	18.2	54.0	21.0
STRASBURG 31J	932	49.3	36,258	199.22	18.9	42.6	21.9
WESTMINSTER 50	10,671	657.3	44,904	242.72	16.2	507.0	21.0
<b>ALAMOSA</b>							
ALAMOSA RE-11J	2,252	142.4	42,401	238.21	15.8	118.3	19.0
SANGRE DE CRISTO RE-22J	337	24.6	31,987	206.37	13.7	21.0	16.0
<b>ARAPAHOE</b>							
ENGLEWOOD 1	3,883	216.8	50,049	270.54	17.9	161.0	24.1
SHERIDAN 2	1,749	118.7	38,869	210.10	14.7	87.0	20.1
CHERRY CREEK 5	47,937	2,804.2	52,145	281.86	17.1	2,193.6	21.9
LITTLETON 6	16,245	947.2	49,411	265.65	17.2	763.3	21.3
DEER TRAIL 26J	230	21.6	36,353	201.96	10.6	17.8	13.0
ADAMS-ARAPAHOE 28J	32,251	1,749.6	48,259	258.07	18.4	1,355.1	23.8
BYERS 32J	535	36.1	34,693	192.74	14.8	28.8	18.6
<b>ARCHULETA</b>							
ARCHULETA COUNTY 50 JT	1,577	99.9	39,521	231.12	15.8	81.6	19.3
<b>BACA</b>							
WALSH RE-1	204	20.0	31,158	180.10	10.2	16.4	12.5
PRITCHETT RE-3	77	11.8	25,840	173.42	6.5	9.5	8.1
SPRINGFIELD RE-4	341	28.9	32,293	187.75	11.8	25.9	13.2
VILAS RE-5	448	14.0	28,606	163.47	32.0	11.0	40.7
CAMPO RE-6	75	10.2	27,732	173.32	7.4	9.2	8.2
<b>BENT</b>							
LAS ANIMAS RE-1	605	46.6	33,436	182.71	13.0	39.6	15.3
MC CLAVE RE-2	272	23.6	31,183	191.31	11.5	18.8	14.4
<b>BOULDER</b>							
ST VRAIN VALLEY RE 1J	22,180	1,223.2	41,751	229.40	18.1	971.1	22.8

COLORADO DEPARTMENT OF EDUCATION  
PUPIL MEMBERSHIP AND CLASSROOM TEACHER DATA

COUNTY/DISTRICT NAME	PUPIL COUNT	ALL CLASSROOM TEACHERS				SELECTED CLASSROOM TEACHERS	
		F.T.E. TEACHERS	AVERAGE TEACHER SALARY	AVERAGE DAILY RATE	PUPIL/ TEACHER RATIO	F.T.E. TEACHERS	PUPIL/ TEACHER RATIO
BOULDER (CONT.) BOULDER VALLEY RE 2	27,926	1,677.4	51,006	272.76	16.6	1,265.6	22.1
CHAFFEE							
BUENA VISTA R-31	968	70.2	35,510	200.62	13.8	52.8	18.4
SALIDA R-32	1,184	79.3	30,937	177.80	14.9	62.5	19.0
CHEYENNE							
KIT CARSON R-1	111	17.1	34,132	197.30	6.5	14.9	7.4
CHEYENNE COUNTY RE-5	261	27.6	32,573	189.38	9.5	24.1	10.8
CLEAR CREEK							
CLEAR CREEK RE-1	1,154	71.5	41,656	234.02	16.1	54.3	21.2
CONEJOS							
NORTH CONEJOS RE-1J	1,208	77.1	38,107	221.55	15.7	67.1	18.0
SANFORD 6J	360	24.0	36,903	244.39	15.0	21.3	16.9
SOUTH CONEJOS RE-10	309	31.1	34,709	231.39	9.9	25.8	12.0
COSTILLA							
CENTENNIAL R-1	263	25.0	34,589	230.59	10.5	19.8	13.3
SIERRA GRANDE R-30	294	23.5	36,798	252.04	12.5	19.5	15.1
CROWLEY							
CROWLEY COUNTY RE-1-J	579	41.4	32,209	213.30	14.0	32.4	17.9
CUSTER							
CUSTER COUNTY SCHOOL DISTRICT	527	38.3	33,533	216.34	13.7	31.2	16.9
DELTA							
DELTA COUNTY 50(J)	5,141	287.5	39,497	226.99	17.9	214.1	24.0
DENVER							
DENVER COUNTY 1	72,472	4,050.8	43,578	240.76	17.9	3,343.8	21.7



COLORADO DEPARTMENT OF EDUCATION  
PUPIL MEMBERSHIP AND CLASSROOM TEACHER DATA

COUNTY/DISTRICT NAME	PUPIL COUNT	ALL CLASSROOM TEACHERS-----				SELECTED CLASSROOM TEACHERS	
		F.T.E. TEACHERS	AVERAGE TEACHER SALARY	AVERAGE DAILY RATE	PUPIL/ TEACHER RATIO	F.T.E. TEACHERS	PUPIL/ TEACHER RATIO
<b>DOLORES</b>							
DOLORES COUNTY RE NO.2	270	25.1	32,445	209.32	10.8	21.9	12.3
<b>DOUGLAS</b>							
DOUGLAS COUNTY RE 1	44,761	2,482.1	47,090	254.54	18.0	1,964.8	22.8
<b>EAGLE</b>							
EAGLE COUNTY RE 50	5,157	364.3	44,814	244.89	14.2	316.8	16.3
<b>ELBERT</b>							
ELIZABETH C-1	2,841	163.5	35,800	195.63	17.4	129.8	21.9
KIOWA C-2	422	31.0	33,121	219.35	13.6	24.5	17.2
BIG SANDY 100J	331	26.9	34,940	218.38	12.3	23.0	14.4
ELBERT 200	300	21.8	32,868	210.18	13.8	16.9	17.8
AGATE 300	91	15.0	29,725	191.78	6.1	12.4	7.4
<b>EL PASO</b>							
CALHAN RJ-1	720	42.5	34,038	212.74	16.9	36.4	19.8
HARRISON 2	10,707	768.4	38,240	211.27	13.9	595.8	18.0
WIDEFIELD 3	8,508	483.6	42,086	237.78	17.6	370.9	22.9
FOUNTAIN 8	5,963	352.5	40,488	215.36	16.9	276.8	21.5
COLORADO SPRINGS 11	31,471	1,928.2	44,411	244.02	16.3	1,487.4	21.2
CHEYENNE MOUNTAIN 12	4,475	243.0	43,793	240.62	18.4	190.1	23.5
MANITOU SPRINGS 14	1,333	92.9	39,479	214.56	14.3	69.7	19.1
ACADEMY 20	19,825	1,206.7	40,889	224.67	16.4	971.8	20.4
ELLCOTT 22	966	60.3	34,093	206.62	16.0	48.1	20.1
PEYTON 23 JT	629	49.0	34,829	223.26	12.8	38.0	16.6
HANOVER 28	305	25.0	39,465	252.98	12.2	21.5	14.2
LEWIS-PALMER 38	5,610	335.2	40,027	217.54	16.7	261.8	21.4
FALCON 49	10,072	540.6	38,391	210.94	18.6	420.2	24.0
EDISON 54 JT	129	10.6	32,957	209.92	12.1	9.2	14.1
MIAMI/YODER 60 JT	402	27.0	33,831	211.45	14.9	22.4	17.9
<b>FREMONT</b>							
CANON CITY RE-1	4,025	244.0	45,162	248.14	16.5	188.4	21.4
FLORENCE RE-2	1,843	115.5	40,628	229.54	16.0	92.5	19.9

COLORADO DEPARTMENT OF EDUCATION  
PUPIL MEMBERSHIP AND CLASSROOM TEACHER DATA

COUNTY/DISTRICT NAME	PUPIL COUNT	ALL CLASSROOM TEACHERS				SELECTED CLASSROOM TEACHERS	
		F.T.E. TEACHERS	AVERAGE TEACHER SALARY	AVERAGE DAILY RATE	PUPIL/ TEACHER RATIO	F.T.E. TEACHERS	PUPIL/ TEACHER RATIO
FREMONT (CONT.)							
COTOPAXI RE-3	361	25.9	34,037	221.02	14.0	21.7	16.6
GARFIELD							
ROARING FORK RE-1	4,993	341.8	41,166	223.73	14.6	286.9	17.4
GARFIELD RE-2	3,879	209.3	39,077	210.09	18.5	173.7	22.3
GARFIELD 16	1,000	61.3	39,976	217.26	16.3	51.0	19.6
GILPIN							
GILPIN COUNTY RE-1	388	33.0	38,857	249.08	11.8	24.7	15.7
GRAND							
WEST GRAND 1-JT.	520	40.6	35,425	193.58	12.8	33.9	15.3
EAST GRAND 2	1,304	97.5	40,099	253.79	13.4	74.0	17.6
GUNNISON							
GUNNISON WATERSHED RE1J	1,604	118.5	39,560	227.35	13.5	92.0	17.4
HINSDALE							
HINSDALE COUNTY RE 1	83	9.5	32,619	210.44	8.7	7.0	11.8
HUERFANO							
HUERFANO RE-1	716	50.1	33,370	216.64	14.3	41.8	17.1
LA VETA RE-2	258	21.7	33,907	218.75	11.9	18.2	14.2
JACKSON							
NORTH PARK R-1	263	20.5	36,875	214.39	12.8	17.2	15.3
JEFFERSON							
JEFFERSON COUNTY R-1	86,930	4,657.0	48,006	256.72	18.7	3,574.5	24.3
KIOWA							
EADS RE-1	205	21.1	32,132	214.21	9.7	17.9	11.4




COLORADO DEPARTMENT OF EDUCATION  
PUPIL MEMBERSHIP AND CLASSROOM TEACHER DATA

COUNTY/DISTRICT NAME	PUPIL COUNT	ALL CLASSROOM TEACHERS				SELECTED CLASSROOM TEACHERS	
		F.T.E. TEACHERS	AVERAGE TEACHER SALARY	AVERAGE DAILY RATE	PUPIL/TEACHER RATIO	F.T.E. TEACHERS	PUPIL/TEACHER RATIO
KIOWA (CONT.)							
PLAINVIEW RE-2	58	8.1	31,341	200.90	7.2	7.3	8.0
KIT CARSON							
ARRIBA-FLAGLER C-20	226	19.2	36,275	200.42	11.8	16.9	13.3
HI-PLAINS R-23	125	15.8	33,982	217.83	7.9	13.8	9.0
STRATTON R-4	273	20.1	30,827	174.16	13.6	16.7	16.4
BETHUNE R-5	112	15.2	35,267	195.93	7.3	11.9	9.4
BURLINGTON RE-6J	826	54.5	34,210	190.06	15.1	43.5	19.0
LAKE							
LAKE COUNTY R-1	1,210	81.5	30,198	164.12	14.8	59.9	20.2
LA PLATA							
DURANGO 9-R	4,642	318.2	41,608	227.37	14.6	251.3	18.5
BAYFIELD 10 JT-R	1,246	75.8	36,752	211.22	16.4	64.3	19.4
IGNACIO 11 JT	738	61.8	36,560	211.33	11.9	51.3	14.4
LARIMER							
POUDRE R-1	25,000	1,493.9	43,722	238.92	16.7	1,123.2	22.3
THOMPSON R-2J	15,030	838.8	43,848	237.01	17.9	667.8	22.5
PARK (ESTES PARK) R-3	1,260	95.7	40,312	221.49	13.2	75.9	16.6
LAS ANIMAS							
TRINIDAD 1	1,522	93.0	39,328	223.45	16.4	79.6	19.1
PRIMERO REORGANIZED 2	246	17.4	36,370	250.83	14.1	15.8	15.6
HOEHNE REORGANIZED 3	358	24.4	41,589	286.82	14.7	20.3	17.7
AGUILAR REORGANIZED 6	151	16.8	36,348	201.93	9.0	14.4	10.5
BRANSON REORGANIZED 82	979	52.9	37,339	242.46	18.5	49.5	19.8
KIM REORGANIZED 88	63	9.9	26,451	179.94	6.4	7.9	8.0
LINCOLN							
GENOA-HUGO C113	203	21.3	33,016	200.10	9.5	16.5	12.3
LIMON RE-4J	572	40.5	35,949	207.80	14.1	33.9	16.9
KARVAL RE-23	167	15.4	30,487	206.00	10.8	12.6	13.3
LOGAN							
VALLEY RE-1	2,631	171.6	36,198	197.80	15.3	132.2	19.9




COLORADO DEPARTMENT OF EDUCATION  
PUPIL MEMBERSHIP AND CLASSROOM TEACHER DATA

COUNTY/DISTRICT NAME	PUPIL COUNT	ALL CLASSROOM TEACHERS				SELECTED CLASSROOM TEACHERS	
		F.T.E. TEACHERS	AVERAGE TEACHER SALARY	AVERAGE DAILY RATE	PUPIL/TEACHER RATIO	F.T.E. TEACHERS	PUPIL/TEACHER RATIO
LOGAN (CONT.)							
FRENCHMAN RE-3	215	20.9	31,775	198.59	10.3	16.9	12.7
BUFFALO RE-4	306	23.3	36,829	210.45	13.2	18.8	16.3
PLATEAU RE-5	168	17.8	32,949	183.05	9.5	15.1	11.1
MESA							
DE BEQUE 49JT	201	21.1	33,927	188.48	9.5	17.0	11.8
PLATEAU VALLEY 50	485	37.6	36,635	202.41	12.9	32.1	15.1
MESA COUNTY VALLEY 51	20,148	1,154.3	44,328	238.32	17.5	882.5	22.8
MINERAL							
CREEDE CONSOLIDATED 1	158	18.0	37,920	252.80	8.8	15.4	10.3
MOFFAT							
MOFFAT COUNTY RE:NO 1	2,402	146.0	44,432	241.48	16.5	112.4	21.4
MONTEZUMA							
MONTEZUMA-CORTEZ RE-1	3,375	205.5	38,176	210.92	16.4	158.8	21.3
DOLORIS RE-4A	742	50.8	33,796	192.02	14.6	40.8	18.2
MANCOS RE-6	430	35.5	35,226	200.15	12.1	30.0	14.3
MONTROSE							
MONTROSE COUNTY RE-1J	5,805	351.0	40,644	230.93	16.5	277.4	20.9
WEST END RE-2	402	28.1	32,974	195.14	14.3	23.3	17.3
MORGAN							
BRUSH RE-2(J)	1,537	106.6	34,522	188.64	14.4	88.6	17.4
FORT MORGAN RE-3	3,267	206.5	35,949	194.32	15.8	162.9	20.1
WELDON VALLEY RE-20(J)	215	18.2	34,672	219.44	11.8	16.1	13.3
WIGGINS RE-50(J)	620	42.2	33,054	176.76	14.7	36.2	17.1
OTERO							
EAST OTERO R-1	1,584	117.3	36,764	203.12	13.5	94.5	16.8
ROCKY FORD R-2	843	65.2	33,348	183.23	12.9	50.8	16.6
MANZANOLA 3J	204	21.1	34,262	194.67	9.7	17.5	11.7




COLORADO DEPARTMENT OF EDUCATION  
PUPIL MEMBERSHIP AND CLASSROOM TEACHER DATA

COUNTY/DISTRICT NAME	PUPIL COUNT	ALL CLASSROOM TEACHERS				SELECTED CLASSROOM TEACHERS	
		F.T.E. TEACHERS	AVERAGE TEACHER SALARY	AVERAGE DAILY RATE	PUPIL/TEACHER RATIO	F.T.E. TEACHERS	PUPIL/TEACHER RATIO
<b>OTERO (CONT.)</b>							
FOWLER R-4J	380	32.0	31,047	173.45	11.9	25.8	14.7
CHERAW 31	220	19.6	34,214	232.75	11.2	16.1	13.6
SWINK 33	390	31.5	34,775	194.27	12.4	26.4	14.8
<b>OURAY</b>							
OURAY R-1	278	24.0	39,191	223.95	11.6	18.9	14.7
RIDGWAY R-2	317	27.1	37,168	211.18	11.7	21.5	14.7
<b>PARK</b>							
PLATTE CANYON 1	1,380	76.6	40,099	216.75	18.0	58.0	23.8
PARK COUNTY RE-2	632	48.1	32,828	214.57	13.1	37.7	16.8
<b>PHILLIPS</b>							
HOLYOKE RE-1J	641	50.0	36,695	193.13	12.8	41.0	15.6
HAXTUN RE-2J	307	22.2	33,771	184.54	13.8	18.4	16.7
<b>PITKIN</b>							
ASPEN 1	1,604	127.5	49,770	270.49	12.6	107.4	14.9
<b>PROWERS</b>							
GRANADA RE-1	284	26.0	32,645	180.36	10.9	24.5	11.6
LAMAR RE-2	1,799	117.8	36,513	202.85	15.3	93.0	19.3
HOLLY RE-3	340	29.3	31,707	176.15	11.6	24.0	14.2
WILEY RE-13 JT	310	27.4	31,238	170.70	11.3	22.9	13.5
<b>PUEBLO</b>							
PUEBLO CITY 60	17,619	1,099.1	43,850	239.62	16.0	870.7	20.2
PUEBLO COUNTY RURAL 70	8,185	434.7	38,369	209.67	18.8	348.4	23.5
<b>RIO BLANCO</b>							
MEEKER RE1	637	36.9	45,762	251.44	17.2	31.8	20.1
RANGELY RE-4	517	29.0	36,212	201.18	17.8	23.0	22.5
<b>RIO GRANDE</b>							
DEL NORTE C-7	661	49.6	35,373	235.82	13.3	41.3	16.0



COLORADO DEPARTMENT OF EDUCATION  
PUPIL MEMBERSHIP AND CLASSROOM TEACHER DATA

COUNTY/DISTRICT NAME	PUPIL COUNT	ALL CLASSROOM TEACHERS				SELECTED CLASSROOM TEACHERS	
		F.T.E. TEACHERS	AVERAGE TEACHER SALARY	AVERAGE DAILY RATE	PUPIL/ TEACHER RATIO	F.T.E. TEACHERS	PUPIL/ TEACHER RATIO
RIO GRANDE (CONT.)							
MONTE VISTA C-8	1,291	88.3	37,709	215.48	14.6	72.6	17.8
SARGENT RE-33J	419	30.4	34,102	199.43	13.8	27.9	15.0
ROUTT							
HAYDEN RE-1	488	37.0	42,225	237.22	13.2	28.4	17.2
STEAMBOAT SPRINGS RE-2	1,930	130.2	44,885	242.62	14.8	98.4	19.6
SOUTH ROUTT RE 3	436	33.3	36,744	205.27	13.1	25.6	17.0
SAGUACHE							
MOUNTAIN VALLEY RE 1	152	17.4	30,146	212.30	8.7	15.1	10.1
MOFFAT 2	209	21.9	35,322	230.86	9.5	19.6	10.7
CENTER 26 JT	673	56.3	33,187	189.64	12.0	46.7	14.4
SAN JUAN							
SILVERTON 1	59	6.5	30,006	172.45	9.1	5.8	10.3
SAN MIGUEL							
TELLURIDE R-1	561	51.4	43,620	238.36	10.9	41.0	13.7
NORWOOD R-2J	292	22.9	37,329	207.38	12.8	18.0	16.2
SEDGWICK							
JULESBURG RE-1	318	23.8	39,034	221.79	13.4	20.0	15.9
PLATTE VALLEY RE-3	116	14.0	31,791	199.95	8.3	11.8	9.8
SUMMIT							
SUMMIT RE-1	2,909	212.1	48,702	269.07	13.7	171.3	17.0
TELLER							
CRIPPLE CREEK-VICTOR RE-1	596	40.1	32,479	206.88	14.9	33.6	17.7
WOODLAND PARK RE-2	3,101	198.2	40,017	226.09	15.6	152.3	20.4
WASHINGTON							
AKRON R-1	423	35.6	33,653	185.93	11.9	31.5	13.4





COLORADO DEPARTMENT OF EDUCATION  
PUPIL MEMBERSHIP AND CLASSROOM TEACHER DATA

COUNTY/DISTRICT NAME	PUPIL COUNT	ALL CLASSROOM TEACHERS				SELECTED CLASSROOM TEACHERS	
		F.T.E. TEACHERS	AVERAGE TEACHER SALARY	AVERAGE DAILY RATE	PUPIL/ TEACHER RATIO	F.T.E. TEACHERS	PUPIL/ TEACHER RATIO
WASHINGTON (CONT.)							
ARICKAREE R-2	98	15.8	31,844	191.83	6.2	15.5	6.3
OTIS R-3	189	19.0	30,348	170.50	9.9	15.6	12.1
LONE STAR 101	109	15.2	34,292	225.60	7.2	13.5	8.1
WOODLIN R-104	119	13.7	31,556	194.79	8.7	10.0	11.8
WELD							
WELD COUNTY RE-1	2,021	146.9	38,957	212.88	13.8	122.4	16.5
EATON RE-2	1,593	96.2	37,772	205.28	16.6	80.6	19.8
KEENESBURG RE-3(J)	1,936	133.7	35,287	197.13	14.5	107.9	17.9
WINDSOR RE-4	3,152	196.1	37,432	202.34	16.1	150.6	20.9
JOHNSTOWN-MILLIKEN RE-5J	2,368	146.5	39,211	211.95	16.2	122.0	19.4
GREELEY 6	18,083	1,074.5	42,385	229.11	16.8	829.2	21.8
PLATTE VALLEY RE-7	1,141	76.0	36,848	205.85	15.0	62.3	18.3
WELD COUNTY S/D RE-8	2,565	150.8	36,990	203.24	17.0	114.2	22.5
AULT-HIGHLAND RE-9	870	65.4	33,640	184.84	13.3	51.7	16.8
BRIGGS DALE RE-10	141	16.5	29,532	175.78	8.5	14.7	9.6
PRAIRIE RE-11	138	16.6	32,464	210.80	8.3	13.2	10.4
PAWNEE RE-12	122	17.5	36,238	209.47	7.0	14.3	8.5
YUMA							
YUMA 1	928	63.8	33,641	186.90	14.5	53.3	17.4
WRAY RD-2	701	50.3	32,398	179.00	13.9	39.3	17.8
IDALIA RJ-3	148	15.9	32,367	179.82	9.3	13.1	11.3
LIBERTY J-4	92	13.9	29,264	192.53	6.6	11.8	7.8
COLORADO BOCES							
EAST CENTRAL BOCES	0	5.2	32,913	176.95	0.0	0.8	0.0
MOUNTAIN BOCES	131	22.4	39,478	212.25	5.8	7.0	18.7
CENTENNIAL BOCES	123	21.1	34,603	187.04	5.8	7.0	17.5
NORTHEAST BOCES	0	2.8	37,702	203.79	0.0	0.0	0.0
PIKES PEAK BOCES	0	31.0	41,432	221.56	0.0	7.6	0.0
SAN JUAN BOCES	0	1.0	43,257	238.99	0.0	0.0	0.0
SAN LUIS VALLEY BOCES	0	16.3	32,062	181.14	0.0	0.0	0.0
SOUTH CENTRAL BOCES	0	3.6	28,660	154.92	0.0	2.5	0.0
SOUTH PLATTE VALLEY BOCES	0	0.0	0	0.00	0.0	0.0	0.0
SOUTHEASTERN BOCES	0	1.0	31,503	175.02	0.0	0.0	0.0
SOUTHWEST BOCES	0	2.0	19,327	95.68	0.0	2.0	0.0
NORTHWEST COLO BOCES	0	3.6	32,464	175.48	0.0	2.0	0.0

COLORADO DEPARTMENT OF EDUCATION  
PUPIL MEMBERSHIP AND CLASSROOM TEACHER DATA

COUNTY/DISTRICT NAME	PUPIL COUNT	ALL CLASSROOM TEACHERS				SELECTED CLASSROOM TEACHERS	
		F.T.E. TEACHERS	AVERAGE TEACHER SALARY	AVERAGE DAILY RATE	PUPIL/ TEACHER RATIO	F.T.E. TEACHERS	PUPIL/ TEACHER RATIO
COLORADO BOCES (CONT.)							
LARIMER BOCES	0	0.0	0	0.00	0.0	0.0	0.0
ADAMS COUNTY BOCES	0	0.0	0	0.00	0.0	0.0	0.0
RIO BLANCO BOCES	0	10.0	36,439	202.44	0.0	2.0	0.0
EXPEDITIONARY BOCES	334	19.6	42,391	223.11	17.0	16.0	20.9
GRAND VALLEY BOCES	0	0.0	0	0.00	0.0	0.0	0.0
MT EVANS BOCES	0	0.0	0	0.00	0.0	0.0	0.0
UNCOMPAHGRE BOCES	0	0.0	0	0.00	0.0	0.0	0.0
SANTA FE TRAIL BOCES	0	5.1	32,739	182.90	0.0	0.0	0.0
FRONT RANGE BOCES	0	0.0	0	0.00	0.0	0.0	0.0
STATE TOTALS	766,657	45,339.3	43,965	240.38	16.9	35,757.0	21.4

