



COLORADO DEPARTMENT OF EDUCATION
FALL 2007 PUPIL MEMBERSHIP BY DISTRICT, SCHOOL, GRADE, RACE/ETHNICITY, AND GENDER

District Code	DISTRICT	School Code	SCHOOL	GRADE	AMERICAN INDIAN OR ALASKAN NATIVE		ASIAN OR PACIFIC ISLANDER		BLACK (NOT HISPANIC)		HISPANIC		WHITE (NOT HISPANIC)		Total
					FEMALE	MALE	FEMALE	MALE	FEMALE	MALE	FEMALE	MALE	FEMALE	MALE	
0010	MAPLETON 1	0187	MAPLETON EXPEDITIONARY SCHOOL OF THE ARTS	7TH	2	0	1	2	2	2	23	34	14	21	101
0010	MAPLETON 1	0187	MAPLETON EXPEDITIONARY SCHOOL OF THE ARTS	8TH	1	2	1	2	2	2	22	29	16	24	101
0010	MAPLETON 1	0187	MAPLETON EXPEDITIONARY SCHOOL OF THE ARTS	9TH	2	0	1	1	0	1	26	31	12	20	94
0010	MAPLETON 1	0187	MAPLETON EXPEDITIONARY SCHOOL OF THE ARTS	10TH	0	0	1	0	1	1	21	24	14	12	74
0010	MAPLETON 1	0187	MAPLETON EXPEDITIONARY SCHOOL OF THE ARTS	11TH	0	2	1	1	0	0	12	14	16	15	61
0010	MAPLETON 1	0187	MAPLETON EXPEDITIONARY SCHOOL OF THE ARTS	12TH	1	0	3	0	0	0	15	9	14	4	46
0010	MAPLETON 1	0187	MAPLETON EXPEDITIONARY SCHOOL OF THE ARTS	SCHOOL 1	6	4	8	6	5	6	119	141	86	96	477
0010	MAPLETON 1	0212	FRONT RANGE EARLY COLLEGE	9TH	0	1	0	0	0	0	8	1	10	9	30
0010	MAPLETON 1	0212	FRONT RANGE EARLY COLLEGE	10TH	1	0	1	0	0	1	11	7	10	1	32
0010	MAPLETON 1	0212	FRONT RANGE EARLY COLLEGE	11TH	0	0	0	0	0	0	10	6	10	0	26
0010	MAPLETON 1	0212	FRONT RANGE EARLY COLLEGE	12TH	0	0	0	0	3	1	8	4	4	1	21
0010	MAPLETON 1	0212	FRONT RANGE EARLY COLLEGE	SCHOOL 1	1	1	2	0	3	2	37	18	34	11	109
0010	MAPLETON 1	0221	WELBY NEW TECHNOLOGY	9TH	2	0	1	0	0	2	29	45	8	13	100
0010	MAPLETON 1	0221	WELBY NEW TECHNOLOGY	10TH	2	1	1	3	0	1	22	30	7	21	88
0010	MAPLETON 1	0221	WELBY NEW TECHNOLOGY	11TH	0	1	0	0	0	1	23	21	6	13	65
0010	MAPLETON 1	0221	WELBY NEW TECHNOLOGY	12TH	0	0	3	2	0	0	11	6	5	6	33
0010	MAPLETON 1	0221	WELBY NEW TECHNOLOGY	SCHOOL 1	4	2	5	5	0	4	85	102	26	53	286
0010	MAPLETON 1	0263	GLOBAL LEADERSHIP ACADEMY	HALF DAY	0	0	0	1	0	0	10	8	1	1	21
0010	MAPLETON 1	0263	GLOBAL LEADERSHIP ACADEMY	1ST	1	0	0	0	1	0	13	10	1	2	28
0010	MAPLETON 1	0263	GLOBAL LEADERSHIP ACADEMY	2ND	0	0	0	0	0	0	16	6	2	1	25
0010	MAPLETON 1	0263	GLOBAL LEADERSHIP ACADEMY	3RD	0	0	0	0	0	0	6	7	2	3	18
0010	MAPLETON 1	0263	GLOBAL LEADERSHIP ACADEMY	4TH	0	0	0	0	0	0	10	5	2	5	22
0010	MAPLETON 1	0263	GLOBAL LEADERSHIP ACADEMY	5TH	0	0	0	0	0	0	11	7	2	2	22
0010	MAPLETON 1	0263	GLOBAL LEADERSHIP ACADEMY	6TH	0	0	0	0	0	0	7	8	3	2	20
0010	MAPLETON 1	0263	GLOBAL LEADERSHIP ACADEMY	7TH	0	0	0	0	0	0	15	23	7	6	51
0010	MAPLETON 1	0263	GLOBAL LEADERSHIP ACADEMY	8TH	0	0	0	0	0	0	14	18	7	1	41
0010	MAPLETON 1	0263	GLOBAL LEADERSHIP ACADEMY	9TH	0	0	0	0	0	0	25	14	3	5	47
0010	MAPLETON 1	0263	GLOBAL LEADERSHIP ACADEMY	10TH	0	0	1	0	0	0	11	5	1	3	21
0010	MAPLETON 1	0263	GLOBAL LEADERSHIP ACADEMY	11TH	0	0	1	0	0	1	3	7	3	2	17
0010	MAPLETON 1	0263	GLOBAL LEADERSHIP ACADEMY	12TH	0	0	0	0	0	0	7	7	1	5	20
0010	MAPLETON 1	0263	GLOBAL LEADERSHIP ACADEMY	SCHOOL 1	1	1	2	1	1	1	148	125	35	38	353
0010	MAPLETON 1	0309	SKYVIEW ACADEMY HIGH SCHOOL	9TH	1	1	6	1	0	1	21	27	9	15	81
0010	MAPLETON 1	0309	SKYVIEW ACADEMY HIGH SCHOOL	10TH	0	0	2	1	0	1	33	29	14	10	90
0010	MAPLETON 1	0309	SKYVIEW ACADEMY HIGH SCHOOL	11TH	0	0	0	2	1	0	19	15	4	13	56
0010	MAPLETON 1	0309	SKYVIEW ACADEMY HIGH SCHOOL	12TH	0	0	2	5	1	0	20	30	22	19	101
0010	MAPLETON 1	0309	SKYVIEW ACADEMY HIGH SCHOOL	SCHOOL 1	1	2	9	2	4	93	101	49	57	328	
0010	MAPLETON 1	0311	MAPLETON PREPARATORY HIGH SCHOOL	9TH	0	0	0	0	0	0	3	5	2	5	15
0010	MAPLETON 1	0311	MAPLETON PREPARATORY HIGH SCHOOL	10TH	0	0	0	0	0	1	7	10	1	6	26
0010	MAPLETON 1	0311	MAPLETON PREPARATORY HIGH SCHOOL	11TH	0	1	0	1	1	0	9	1	6	4	23
0010	MAPLETON 1	0311	MAPLETON PREPARATORY HIGH SCHOOL	12TH	0	0	2	1	0	2	5	6	6	6	23
0010	MAPLETON 1	0311	MAPLETON PREPARATORY HIGH SCHOOL	SCHOOL 1	0	3	0	3	2	1	21	21	15	21	87
0010	MAPLETON 1	0501	MONTEREY COMMUNITY SCHOOL	HALF DAY	0	0	0	0	0	0	11	18	2	7	39
0010	MAPLETON 1	0501	MONTEREY COMMUNITY SCHOOL	1ST	0	0	1	1	3	0	12	20	1	8	46
0010	MAPLETON 1	0501	MONTEREY COMMUNITY SCHOOL	2ND	0	1	1	0	0	0	24	19	6	4	55
0010	MAPLETON 1	0501	MONTEREY COMMUNITY SCHOOL	3RD	0	0	0	1	1	0	18	19	10	7	56
0010	MAPLETON 1	0501	MONTEREY COMMUNITY SCHOOL	4TH	0	1	0	0	0	0	14	17	7	7	46
0010	MAPLETON 1	0501	MONTEREY COMMUNITY SCHOOL	5TH	0	1	1	0	1	0	14	13	10	3	43
0010	MAPLETON 1	0501	MONTEREY COMMUNITY SCHOOL	6TH	1	1	1	1	0	0	15	16	9	10	54
0010	MAPLETON 1	0501	MONTEREY COMMUNITY SCHOOL	7TH	1	0	0	0	1	0	11	10	4	2	29
0010	MAPLETON 1	0501	MONTEREY COMMUNITY SCHOOL	8TH	1	0	0	1	0	0	7	9	3	8	29
0010	MAPLETON 1	0501	MONTEREY COMMUNITY SCHOOL	SCHOOL 1	3	4	4	4	6	1	126	141	52	56	397
0010	MAPLETON 1	0502	MEADOW COMMUNITY SCHOOL	HALF DAY	0	0	0	2	1	0	14	19	8	5	49
0010	MAPLETON 1	0502	MEADOW COMMUNITY SCHOOL	1ST	0	0	0	5	0	0	15	20	8	6	54
0010	MAPLETON 1	0502	MEADOW COMMUNITY SCHOOL	2ND	1	0	1	0	0	0	10	17	5	7	41
0010	MAPLETON 1	0502	MEADOW COMMUNITY SCHOOL	3RD	0	0	1	2	1	2	10	15	3	11	45
0010	MAPLETON 1	0502	MEADOW COMMUNITY SCHOOL	4TH	1	0	3	2	1	0	15	18	4	8	52
0010	MAPLETON 1	0502	MEADOW COMMUNITY SCHOOL	5TH	0	0	1	2	4	0	17	13	7	3	47
0010	MAPLETON 1	0502	MEADOW COMMUNITY SCHOOL	6TH	0	1	2	2	1	1	11	21	1	8	48
0010	MAPLETON 1	0502	MEADOW COMMUNITY SCHOOL	7TH	0	1	1	1	1	0	15	13	2	8	42
0010	MAPLETON 1	0502	MEADOW COMMUNITY SCHOOL	8TH	0	0	0	0	0	1	3	12	4	5	25
0010	MAPLETON 1	0502	MEADOW COMMUNITY SCHOOL	SCHOOL 1	2	2	9	16	9	4	110	148	42	61	403
0010	MAPLETON 1	0503	YORK INTERNATIONAL	HALF DAY	0	0	1	0	0	0	18	7	6	4	36
0010	MAPLETON 1	0503	YORK INTERNATIONAL	KINDERG/	0	0	0	0	0	0	6	6	0	3	15
0010	MAPLETON 1	0503	YORK INTERNATIONAL	1ST	0	0	1	1	0	0	15	22	8	4	51
0010	MAPLETON 1	0503	YORK INTERNATIONAL	2ND	0	0	0	0	2	1	19	14	7	7	50
0010	MAPLETON 1	0503	YORK INTERNATIONAL	3RD	0	1	1	2	3	0	18	13	9	5	52
0010	MAPLETON 1	0503	YORK INTERNATIONAL	4TH	0	0	0	1	2	0	23	13	9	8	56
0010	MAPLETON 1	0503	YORK INTERNATIONAL	5TH	0	1	1	0	1	1	19	19	8	3	53



COLORADO DEPARTMENT OF EDUCATION
FALL 2007 PUPIL MEMBERSHIP BY DISTRICT, SCHOOL, GRADE, RACE/ETHNICITY, AND GENDER

District Code	DISTRICT	School Code	SCHOOL	GRADE	AMERICAN INDIAN OR ALASKAN NATIVE		ASIAN OR PACIFIC ISLANDER		BLACK (NOT HISPANIC)		HISPANIC		WHITE (NOT HISPANIC)		Total
					FEMALE	MALE	FEMALE	MALE	FEMALE	MALE	FEMALE	MALE	FEMALE	MALE	
0010	MAPLETON 1	0503	YORK INTERNATIONAL	6TH	2	0	1	1	0	1	21	8	14	9	57
0010	MAPLETON 1	0503	YORK INTERNATIONAL	7TH	0	0	1	1	2	1	18	16	10	10	59
0010	MAPLETON 1	0503	YORK INTERNATIONAL	8TH	0	0	0	1	1	0	17	15	11	8	53
0010	MAPLETON 1	0503	YORK INTERNATIONAL	9TH	0	0	1	1	1	0	17	21	8	9	58
0010	MAPLETON 1	0503	YORK INTERNATIONAL	10TH	0	0	0	0	0	0	0	0	0	1	1
0010	MAPLETON 1	0503	YORK INTERNATIONAL	11TH	0	0	0	0	0	1	0	0	0	4	5
0010	MAPLETON 1	0503	YORK INTERNATIONAL	12TH	0	0	1	0	0	1	1	3	2	5	13
0010	MAPLETON 1	0503	YORK INTERNATIONAL	SCHOOL 1	2	2	8	8	12	6	192	157	92	80	559
0010	MAPLETON 1	0504	HIGHLAND MONTESSORI SCHOOL	PK	0	1	1	0	1	1	16	14	2	7	43
0010	MAPLETON 1	0504	HIGHLAND MONTESSORI SCHOOL	HALF DAY	2	0	0	3	0	0	7	15	13	7	47
0010	MAPLETON 1	0504	HIGHLAND MONTESSORI SCHOOL	1ST	0	1	0	1	0	1	5	7	8	6	29
0010	MAPLETON 1	0504	HIGHLAND MONTESSORI SCHOOL	2ND	0	0	0	0	1	5	7	5	5	23	5
0010	MAPLETON 1	0504	HIGHLAND MONTESSORI SCHOOL	3RD	0	0	0	0	0	0	5	6	3	2	16
0010	MAPLETON 1	0504	HIGHLAND MONTESSORI SCHOOL	SCHOOL 1	2	2	1	4	1	3	38	49	31	27	158
0010	MAPLETON 1	0505	ACHIEVE ACADEMY	HALF DAY	0	0	0	2	0	0	10	17	1	1	31
0010	MAPLETON 1	0505	ACHIEVE ACADEMY	1ST	0	0	1	0	0	0	18	15	7	2	43
0010	MAPLETON 1	0505	ACHIEVE ACADEMY	2ND	0	0	2	2	0	2	14	14	2	4	40
0010	MAPLETON 1	0505	ACHIEVE ACADEMY	3RD	0	1	0	0	0	0	21	14	6	4	46
0010	MAPLETON 1	0505	ACHIEVE ACADEMY	4TH	0	0	2	1	1	0	17	17	4	6	48
0010	MAPLETON 1	0505	ACHIEVE ACADEMY	5TH	0	0	1	1	0	0	15	13	4	7	41
0010	MAPLETON 1	0505	ACHIEVE ACADEMY	6TH	0	1	0	2	0	0	17	17	5	11	53
0010	MAPLETON 1	0505	ACHIEVE ACADEMY	7TH	0	0	1	1	0	0	15	15	7	5	46
0010	MAPLETON 1	0505	ACHIEVE ACADEMY	8TH	0	0	0	2	0	0	12	11	3	9	37
0010	MAPLETON 1	0505	ACHIEVE ACADEMY	SCHOOL 1	2	2	7	11	1	2	139	133	39	49	385
0010	MAPLETON 1	0506	EXPLORE ELEMENTARY	HALF DAY	0	0	0	0	0	0	17	4	10	8	39
0010	MAPLETON 1	0506	EXPLORE ELEMENTARY	1ST	0	0	0	0	2	0	10	17	8	13	50
0010	MAPLETON 1	0506	EXPLORE ELEMENTARY	2ND	0	0	0	0	1	1	10	15	11	13	51
0010	MAPLETON 1	0506	EXPLORE ELEMENTARY	3RD	0	0	0	0	0	1	11	19	4	11	46
0010	MAPLETON 1	0506	EXPLORE ELEMENTARY	4TH	0	0	1	0	0	1	14	14	14	12	56
0010	MAPLETON 1	0506	EXPLORE ELEMENTARY	5TH	0	0	0	1	0	2	8	10	8	12	41
0010	MAPLETON 1	0506	EXPLORE ELEMENTARY	6TH	2	0	0	0	0	0	10	14	3	6	35
0010	MAPLETON 1	0506	EXPLORE ELEMENTARY	SCHOOL 1	0	1	1	3	5	80	93	58	75	318	
0010	MAPLETON 1	0507	ADVENTURE ELEMENTARY	HALF DAY	0	0	0	0	1	0	14	15	1	3	34
0010	MAPLETON 1	0507	ADVENTURE ELEMENTARY	1ST	0	0	0	0	0	0	15	26	2	2	45
0010	MAPLETON 1	0507	ADVENTURE ELEMENTARY	2ND	0	0	1	0	0	1	11	17	6	1	39
0010	MAPLETON 1	0507	ADVENTURE ELEMENTARY	3RD	0	0	0	0	0	0	18	17	2	4	41
0010	MAPLETON 1	0507	ADVENTURE ELEMENTARY	4TH	0	0	0	0	0	0	17	14	3	4	38
0010	MAPLETON 1	0507	ADVENTURE ELEMENTARY	5TH	1	0	1	0	1	0	19	18	10	1	51
0010	MAPLETON 1	0507	ADVENTURE ELEMENTARY	6TH	0	0	0	0	0	0	11	9	3	3	26
0010	MAPLETON 1	0507	ADVENTURE ELEMENTARY	SCHOOL 1	2	1	2	0	2	1	105	116	27	18	274
0010	MAPLETON 1	0508	ENRICHMENT ACADEMY	HALF DAY	0	0	0	0	0	0	10	21	0	1	32
0010	MAPLETON 1	0508	ENRICHMENT ACADEMY	1ST	0	0	1	0	0	0	11	14	2	6	34
0010	MAPLETON 1	0508	ENRICHMENT ACADEMY	2ND	0	0	0	0	0	0	14	18	0	4	36
0010	MAPLETON 1	0508	ENRICHMENT ACADEMY	3RD	0	0	0	0	0	1	14	22	1	1	39
0010	MAPLETON 1	0508	ENRICHMENT ACADEMY	4TH	0	1	0	0	0	0	13	12	2	3	31
0010	MAPLETON 1	0508	ENRICHMENT ACADEMY	5TH	0	0	0	0	0	0	9	17	0	1	27
0010	MAPLETON 1	0508	ENRICHMENT ACADEMY	6TH	0	0	0	2	0	0	11	15	5	0	33
0010	MAPLETON 1	0508	ENRICHMENT ACADEMY	SCHOOL 1	0	1	1	2	0	1	82	119	10	16	232
0010	MAPLETON 1	0509	CLAYTON PARTNERSHIP SCHOOL	HALF DAY	1	0	1	2	1	0	18	12	3	6	44
0010	MAPLETON 1	0509	CLAYTON PARTNERSHIP SCHOOL	1ST	0	0	3	0	0	0	9	20	9	11	53
0010	MAPLETON 1	0509	CLAYTON PARTNERSHIP SCHOOL	2ND	0	0	1	0	2	1	9	10	3	4	30
0010	MAPLETON 1	0509	CLAYTON PARTNERSHIP SCHOOL	3RD	0	0	0	1	0	0	19	16	3	11	50
0010	MAPLETON 1	0509	CLAYTON PARTNERSHIP SCHOOL	4TH	0	1	0	2	3	0	17	14	4	10	51
0010	MAPLETON 1	0509	CLAYTON PARTNERSHIP SCHOOL	5TH	1	1	0	1	1	0	19	13	7	8	51
0010	MAPLETON 1	0509	CLAYTON PARTNERSHIP SCHOOL	6TH	0	1	2	1	2	1	8	17	13	8	53
0010	MAPLETON 1	0509	CLAYTON PARTNERSHIP SCHOOL	7TH	0	0	1	1	1	0	10	5	5	6	28
0010	MAPLETON 1	0509	CLAYTON PARTNERSHIP SCHOOL	8TH	1	1	3	1	2	0	12	13	4	2	39
0010	MAPLETON 1	0509	CLAYTON PARTNERSHIP SCHOOL	SCHOOL 1	4	4	10	9	12	2	121	120	51	66	399
0010	MAPLETON 1	5539	MAPLETON EARLY LEARNING CENTER	PK	1	3	6	2	2	2	84	85	40	39	264
0010	MAPLETON 1	5539	MAPLETON EARLY LEARNING CENTER	HALF DAY	1	0	1	1	0	0	3	7	4	3	20
0010	MAPLETON 1	5539	MAPLETON EARLY LEARNING CENTER	KINDERG/	0	0	0	0	1	0	7	4	1	2	15
0010	MAPLETON 1	5539	MAPLETON EARLY LEARNING CENTER	SCHOOL 1	2	3	7	3	3	2	94	96	45	44	299
0010	MAPLETON 1	9036	VALLEY VIEW ELEMENTARY	HALF DAY	1	0	0	0	0	0	13	10	7	7	38
0010	MAPLETON 1	9036	VALLEY VIEW ELEMENTARY	1ST	1	2	1	0	0	0	13	18	8	4	47
0010	MAPLETON 1	9036	VALLEY VIEW ELEMENTARY	2ND	2	0	0	1	0	1	14	14	6	12	50
0010	MAPLETON 1	9036	VALLEY VIEW ELEMENTARY	3RD	0	0	1	3	0	0	19	11	7	7	48
0010	MAPLETON 1	9036	VALLEY VIEW ELEMENTARY	4TH	1	0	1	0	0	0	13	17	10	9	51



COLORADO DEPARTMENT OF EDUCATION
FALL 2007 PUPIL MEMBERSHIP BY DISTRICT, SCHOOL, GRADE, RACE/ETHNICITY, AND GENDER

District Code	DISTRICT	School Code	SCHOOL	GRADE	AMERICAN INDIAN OR ALASKAN NATIVE	AMERICAN INDIAN OR ALASKAN NATIVE	ASIAN OR PACIFIC ISLANDER	ASIAN OR PACIFIC ISLANDER	BLACK (NOT HISPANIC)	BLACK (NOT HISPANIC)	HISPANIC	HISPANIC	WHITE (NOT HISPANIC)	WHITE (NOT HISPANIC)	Total
					FEMALE	MALE	FEMALE	MALE	FEMALE	MALE	FEMALE	MALE	FEMALE	MALE	
0010	MAPLETON 1	9036	VALLEY VIEW ELEMENTARY	5TH	0	0	0	1	0	0	16	12	7	10	46
0010	MAPLETON 1	9036	VALLEY VIEW ELEMENTARY	6TH	0	0	0	1	0	0	14	20	13	6	54
0010	MAPLETON 1	9036	VALLEY VIEW ELEMENTARY	7TH	0	2	1	0	1	0	19	14	9	7	53
0010	MAPLETON 1	9036	VALLEY VIEW ELEMENTARY	8TH	0	0	0	0	0	0	13	14	10	5	42
0010	MAPLETON 1	9036	VALLEY VIEW ELEMENTARY	SCHOOL 1	5	4	4	6	1	1	134	130	77	67	429
0010	MAPLETON 1		DISTRICT TOTAL		39	38	81	88	63	46	1,724	1,810	769	835	5,493
0020	ADAMS 12 FIVE STAR SCHOOLS	0000	NOT IN A SCHOOL	6TH	0	0	0	0	0	0	0	1	0	0	1
0020	ADAMS 12 FIVE STAR SCHOOLS	0000	NOT IN A SCHOOL	7TH	0	0	0	0	1	0	2	0	0	0	4
0020	ADAMS 12 FIVE STAR SCHOOLS	0000	NOT IN A SCHOOL	8TH	0	0	0	0	0	0	0	0	1	0	1
0020	ADAMS 12 FIVE STAR SCHOOLS	0000	NOT IN A SCHOOL	SCHOOL 1	0	0	0	0	1	1	0	3	1	0	6
0020	ADAMS 12 FIVE STAR SCHOOLS	0014	GLACIER PEAK ELEMENTARY SCHOOL	HALF DAY	2	1	2	2	0	3	15	14	26	23	88
0020	ADAMS 12 FIVE STAR SCHOOLS	0014	GLACIER PEAK ELEMENTARY SCHOOL	1ST	0	1	8	3	0	1	14	11	33	30	101
0020	ADAMS 12 FIVE STAR SCHOOLS	0014	GLACIER PEAK ELEMENTARY SCHOOL	2ND	0	1	1	3	2	2	14	17	27	18	85
0020	ADAMS 12 FIVE STAR SCHOOLS	0014	GLACIER PEAK ELEMENTARY SCHOOL	3RD	0	0	3	2	0	0	22	14	32	44	117
0020	ADAMS 12 FIVE STAR SCHOOLS	0014	GLACIER PEAK ELEMENTARY SCHOOL	4TH	0	2	0	3	0	4	7	18	32	33	99
0020	ADAMS 12 FIVE STAR SCHOOLS	0014	GLACIER PEAK ELEMENTARY SCHOOL	5TH	0	0	2	3	2	0	18	11	28	30	94
0020	ADAMS 12 FIVE STAR SCHOOLS	0014	GLACIER PEAK ELEMENTARY SCHOOL	SCHOOL 1	2	5	16	16	4	10	90	85	178	178	584
0020	ADAMS 12 FIVE STAR SCHOOLS	0015	ACADEMY OF CHARTER SCHOOLS	HALF DAY	0	0	1	1	0	0	6	1	7	11	27
0020	ADAMS 12 FIVE STAR SCHOOLS	0015	ACADEMY OF CHARTER SCHOOLS	KINDERG/	0	0	2	1	0	1	8	5	20	17	54
0020	ADAMS 12 FIVE STAR SCHOOLS	0015	ACADEMY OF CHARTER SCHOOLS	1ST	1	1	2	1	1	0	15	6	33	21	81
0020	ADAMS 12 FIVE STAR SCHOOLS	0015	ACADEMY OF CHARTER SCHOOLS	2ND	0	1	1	2	1	1	11	4	29	31	81
0020	ADAMS 12 FIVE STAR SCHOOLS	0015	ACADEMY OF CHARTER SCHOOLS	3RD	1	0	4	2	1	0	13	9	25	27	82
0020	ADAMS 12 FIVE STAR SCHOOLS	0015	ACADEMY OF CHARTER SCHOOLS	4TH	1	0	4	0	2	0	7	11	34	21	81
0020	ADAMS 12 FIVE STAR SCHOOLS	0015	ACADEMY OF CHARTER SCHOOLS	5TH	1	0	1	2	3	1	12	6	29	25	80
0020	ADAMS 12 FIVE STAR SCHOOLS	0015	ACADEMY OF CHARTER SCHOOLS	6TH	0	0	3	0	0	2	12	10	32	22	81
0020	ADAMS 12 FIVE STAR SCHOOLS	0015	ACADEMY OF CHARTER SCHOOLS	7TH	0	0	3	0	3	2	10	11	42	29	100
0020	ADAMS 12 FIVE STAR SCHOOLS	0015	ACADEMY OF CHARTER SCHOOLS	8TH	0	0	3	3	2	3	13	7	44	35	110
0020	ADAMS 12 FIVE STAR SCHOOLS	0015	ACADEMY OF CHARTER SCHOOLS	9TH	0	0	3	0	3	3	13	10	48	29	106
0020	ADAMS 12 FIVE STAR SCHOOLS	0015	ACADEMY OF CHARTER SCHOOLS	10TH	1	0	2	0	2	1	15	11	34	36	102
0020	ADAMS 12 FIVE STAR SCHOOLS	0015	ACADEMY OF CHARTER SCHOOLS	11TH	1	0	0	2	1	0	16	8	34	22	84
0020	ADAMS 12 FIVE STAR SCHOOLS	0015	ACADEMY OF CHARTER SCHOOLS	12TH	1	0	1	1	0	2	8	5	38	32	88
0020	ADAMS 12 FIVE STAR SCHOOLS	0015	ACADEMY OF CHARTER SCHOOLS	SCHOOL 1	7	3	27	18	15	17	159	104	449	358	1,157
0020	ADAMS 12 FIVE STAR SCHOOLS	0057	ROCKY TOP MIDDLE SCHOOL	6TH	1	2	12	8	3	3	25	30	113	143	340
0020	ADAMS 12 FIVE STAR SCHOOLS	0057	ROCKY TOP MIDDLE SCHOOL	7TH	2	0	6	14	5	5	30	35	123	133	353
0020	ADAMS 12 FIVE STAR SCHOOLS	0057	ROCKY TOP MIDDLE SCHOOL	8TH	0	2	4	10	6	5	27	28	98	108	289
0020	ADAMS 12 FIVE STAR SCHOOLS	0057	ROCKY TOP MIDDLE SCHOOL	SCHOOL 1	4	4	22	32	14	13	82	93	334	384	982
0020	ADAMS 12 FIVE STAR SCHOOLS	0059	MERIDIAN ELEMENTARY SCHOOL	PK	0	0	1	3	1	2	1	2	2	21	33
0020	ADAMS 12 FIVE STAR SCHOOLS	0059	MERIDIAN ELEMENTARY SCHOOL	HALF DAY	0	0	0	1	0	1	1	2	15	26	46
0020	ADAMS 12 FIVE STAR SCHOOLS	0059	MERIDIAN ELEMENTARY SCHOOL	KINDERG/	0	0	3	1	0	1	2	1	18	22	48
0020	ADAMS 12 FIVE STAR SCHOOLS	0059	MERIDIAN ELEMENTARY SCHOOL	1ST	0	0	5	5	0	3	3	3	38	49	104
0020	ADAMS 12 FIVE STAR SCHOOLS	0059	MERIDIAN ELEMENTARY SCHOOL	2ND	1	0	4	5	0	3	5	6	40	43	107
0020	ADAMS 12 FIVE STAR SCHOOLS	0059	MERIDIAN ELEMENTARY SCHOOL	3RD	0	0	3	2	0	1	4	2	47	56	115
0020	ADAMS 12 FIVE STAR SCHOOLS	0059	MERIDIAN ELEMENTARY SCHOOL	4TH	0	0	2	0	1	0	4	2	43	42	94
0020	ADAMS 12 FIVE STAR SCHOOLS	0059	MERIDIAN ELEMENTARY SCHOOL	5TH	0	0	1	2	1	4	3	11	45	25	92
0020	ADAMS 12 FIVE STAR SCHOOLS	0059	MERIDIAN ELEMENTARY SCHOOL	SCHOOL 1	1	0	19	19	4	12	23	29	248	284	639
0020	ADAMS 12 FIVE STAR SCHOOLS	0210	VANTAGE POINT	9TH	0	0	0	1	0	0	9	11	5	12	38
0020	ADAMS 12 FIVE STAR SCHOOLS	0210	VANTAGE POINT	10TH	0	1	0	0	0	0	12	17	19	13	62
0020	ADAMS 12 FIVE STAR SCHOOLS	0210	VANTAGE POINT	11TH	1	2	0	1	0	0	10	11	14	28	67
0020	ADAMS 12 FIVE STAR SCHOOLS	0210	VANTAGE POINT	12TH	1	0	2	1	1	0	23	14	26	25	93
0020	ADAMS 12 FIVE STAR SCHOOLS	0210	VANTAGE POINT	SCHOOL 1	2	3	2	3	1	0	54	53	64	78	260
0020	ADAMS 12 FIVE STAR SCHOOLS	0301	ARAPAHOE RIDGE ELEMENTARY SCHOOL	HALF DAY	1	0	4	4	1	0	7	7	26	36	86
0020	ADAMS 12 FIVE STAR SCHOOLS	0301	ARAPAHOE RIDGE ELEMENTARY SCHOOL	KINDERG/	0	0	0	0	0	2	1	0	11	10	24
0020	ADAMS 12 FIVE STAR SCHOOLS	0301	ARAPAHOE RIDGE ELEMENTARY SCHOOL	1ST	1	0	3	5	1	1	11	9	47	33	111
0020	ADAMS 12 FIVE STAR SCHOOLS	0301	ARAPAHOE RIDGE ELEMENTARY SCHOOL	2ND	0	0	0	1	2	2	10	9	40	31	95
0020	ADAMS 12 FIVE STAR SCHOOLS	0301	ARAPAHOE RIDGE ELEMENTARY SCHOOL	3RD	0	1	5	3	0	0	11	10	36	47	113
0020	ADAMS 12 FIVE STAR SCHOOLS	0301	ARAPAHOE RIDGE ELEMENTARY SCHOOL	4TH	1	0	3	3	1	2	14	9	30	53	116
0020	ADAMS 12 FIVE STAR SCHOOLS	0301	ARAPAHOE RIDGE ELEMENTARY SCHOOL	5TH	0	0	4	5	2	2	9	13	31	33	99
0020	ADAMS 12 FIVE STAR SCHOOLS	0301	ARAPAHOE RIDGE ELEMENTARY SCHOOL	SCHOOL 1	3	1	19	21	7	9	63	57	221	243	644
0020	ADAMS 12 FIVE STAR SCHOOLS	1020	BRIGHT HORIZONS PRE-KINDERGARTEN SCHOOL	PK	0	0	4	3	0	0	10	9	21	25	72
0020	ADAMS 12 FIVE STAR SCHOOLS	1020	BRIGHT HORIZONS PRE-KINDERGARTEN SCHOOL	SCHOOL 1	0	0	4	3	0	0	10	9	21	25	72
0020	ADAMS 12 FIVE STAR SCHOOLS	1388	CENTENNIAL ELEMENTARY SCHOOL	PK	0	0	1	4	0	1	9	8	11	11	45
0020	ADAMS 12 FIVE STAR SCHOOLS	1388	CENTENNIAL ELEMENTARY SCHOOL	HALF DAY	0	0	0	2	0	0	11	12	17	20	62
0020	ADAMS 12 FIVE STAR SCHOOLS	1388	CENTENNIAL ELEMENTARY SCHOOL	KINDERG/	0	0	0	1	0	0	4	2	10	5	22
0020	ADAMS 12 FIVE STAR SCHOOLS	1388	CENTENNIAL ELEMENTARY SCHOOL	1ST	1	0	1	3	1	0	12	8	34	17	77
0020	ADAMS 12 FIVE STAR SCHOOLS	1388	CENTENNIAL ELEMENTARY SCHOOL	2ND	2	1	1	1	0	1	12	10	36	25	89
0020	ADAMS 12 FIVE STAR SCHOOLS	1388	CENTENNIAL ELEMENTARY SCHOOL	3RD	0	0	0	1	1	0	10	15	39	29	95
0020	ADAMS 12 FIVE STAR SCHOOLS	1388	CENTENNIAL ELEMENTARY SCHOOL	4TH	0	1	6	2	2	1	7	14	29	34	96

COLORADO DEPARTMENT OF EDUCATION
FALL 2007 PUPIL MEMBERSHIP BY DISTRICT, SCHOOL, GRADE, RACE/ETHNICITY, AND GENDER

District Code	DISTRICT	School Code	SCHOOL	GRADE	AMERICAN INDIAN OR ALASKAN NATIVE		ASIAN OR PACIFIC ISLANDER		BLACK (NOT HISPANIC)		HISPANIC		WHITE (NOT HISPANIC)		Total
					FEMALE	MALE	FEMALE	MALE	FEMALE	MALE	FEMALE	MALE	FEMALE	MALE	
0020	ADAMS 12 FIVE STAR SCHOOLS	1388	CENTENNIAL ELEMENTARY SCHOOL	5TH	0	2	2	4	1	0	11	8	26	18	72
0020	ADAMS 12 FIVE STAR SCHOOLS	1388	CENTENNIAL ELEMENTARY SCHOOL	SCHOOL 1	3	4	11	18	5	3	76	77	202	159	558
0020	ADAMS 12 FIVE STAR SCHOOLS	1480	CENTURY MIDDLE SCHOOL	6TH	1	0	9	13	4	5	31	28	122	119	332
0020	ADAMS 12 FIVE STAR SCHOOLS	1480	CENTURY MIDDLE SCHOOL	7TH	0	0	6	8	3	3	44	25	116	113	318
0020	ADAMS 12 FIVE STAR SCHOOLS	1480	CENTURY MIDDLE SCHOOL	8TH	1	1	5	8	3	2	34	30	122	107	313
0020	ADAMS 12 FIVE STAR SCHOOLS	1480	CENTURY MIDDLE SCHOOL	SCHOOL 1	2	1	20	29	10	10	109	83	360	339	963
0020	ADAMS 12 FIVE STAR SCHOOLS	1519	STARGATE CHARTER SCHOOL	HALF DAY	0	0	1	0	0	0	0	0	6	5	12
0020	ADAMS 12 FIVE STAR SCHOOLS	1519	STARGATE CHARTER SCHOOL	KINDERG/	0	0	6	9	1	0	3	2	19	11	51
0020	ADAMS 12 FIVE STAR SCHOOLS	1519	STARGATE CHARTER SCHOOL	1ST	0	0	2	5	0	1	1	5	22	30	66
0020	ADAMS 12 FIVE STAR SCHOOLS	1519	STARGATE CHARTER SCHOOL	2ND	0	0	5	4	1	0	3	1	35	23	72
0020	ADAMS 12 FIVE STAR SCHOOLS	1519	STARGATE CHARTER SCHOOL	3RD	0	0	5	7	2	0	3	3	23	29	72
0020	ADAMS 12 FIVE STAR SCHOOLS	1519	STARGATE CHARTER SCHOOL	4TH	0	0	8	4	1	0	3	1	25	30	72
0020	ADAMS 12 FIVE STAR SCHOOLS	1519	STARGATE CHARTER SCHOOL	5TH	0	0	6	4	1	0	4	2	35	23	75
0020	ADAMS 12 FIVE STAR SCHOOLS	1519	STARGATE CHARTER SCHOOL	6TH	1	0	7	5	0	2	1	0	20	33	69
0020	ADAMS 12 FIVE STAR SCHOOLS	1519	STARGATE CHARTER SCHOOL	7TH	0	1	7	5	0	0	4	5	19	26	67
0020	ADAMS 12 FIVE STAR SCHOOLS	1519	STARGATE CHARTER SCHOOL	8TH	0	1	3	7	1	1	1	6	12	22	54
0020	ADAMS 12 FIVE STAR SCHOOLS	1519	STARGATE CHARTER SCHOOL	SCHOOL 1	1	2	50	50	7	4	23	25	216	232	610
0020	ADAMS 12 FIVE STAR SCHOOLS	1752	COLORADO VIRTUAL ACADEMY (COVA)	HALF DAY	3	0	3	2	1	12	8	13	141	114	297
0020	ADAMS 12 FIVE STAR SCHOOLS	1752	COLORADO VIRTUAL ACADEMY (COVA)	1ST	3	1	3	3	3	6	16	18	153	127	333
0020	ADAMS 12 FIVE STAR SCHOOLS	1752	COLORADO VIRTUAL ACADEMY (COVA)	2ND	2	4	4	2	2	3	10	14	108	152	301
0020	ADAMS 12 FIVE STAR SCHOOLS	1752	COLORADO VIRTUAL ACADEMY (COVA)	3RD	1	2	3	2	4	3	13	13	134	149	324
0020	ADAMS 12 FIVE STAR SCHOOLS	1752	COLORADO VIRTUAL ACADEMY (COVA)	4TH	0	2	2	1	4	4	13	15	109	127	277
0020	ADAMS 12 FIVE STAR SCHOOLS	1752	COLORADO VIRTUAL ACADEMY (COVA)	5TH	1	2	3	6	6	5	7	12	121	115	278
0020	ADAMS 12 FIVE STAR SCHOOLS	1752	COLORADO VIRTUAL ACADEMY (COVA)	6TH	2	4	3	4	7	5	15	12	124	132	308
0020	ADAMS 12 FIVE STAR SCHOOLS	1752	COLORADO VIRTUAL ACADEMY (COVA)	7TH	3	1	3	4	7	6	16	15	104	119	278
0020	ADAMS 12 FIVE STAR SCHOOLS	1752	COLORADO VIRTUAL ACADEMY (COVA)	8TH	2	6	4	1	5	7	20	20	147	159	371
0020	ADAMS 12 FIVE STAR SCHOOLS	1752	COLORADO VIRTUAL ACADEMY (COVA)	9TH	3	4	1	3	4	4	24	11	93	106	250
0020	ADAMS 12 FIVE STAR SCHOOLS	1752	COLORADO VIRTUAL ACADEMY (COVA)	10TH	2	1	2	1	3	2	18	6	102	81	218
0020	ADAMS 12 FIVE STAR SCHOOLS	1752	COLORADO VIRTUAL ACADEMY (COVA)	11TH	0	0	2	1	3	3	13	2	34	48	106
0020	ADAMS 12 FIVE STAR SCHOOLS	1752	COLORADO VIRTUAL ACADEMY (COVA)	SCHOOL 1	22	24	33	30	49	60	173	151	1,370	1,429	3,341
0020	ADAMS 12 FIVE STAR SCHOOLS	1878	CORONADO HILLS ELEMENTARY SCHOOL	PK	0	0	0	0	0	0	8	13	2	3	26
0020	ADAMS 12 FIVE STAR SCHOOLS	1878	CORONADO HILLS ELEMENTARY SCHOOL	KINDERG/	0	0	1	1	2	0	37	42	6	10	99
0020	ADAMS 12 FIVE STAR SCHOOLS	1878	CORONADO HILLS ELEMENTARY SCHOOL	1ST	0	0	0	1	2	1	39	39	2	14	98
0020	ADAMS 12 FIVE STAR SCHOOLS	1878	CORONADO HILLS ELEMENTARY SCHOOL	2ND	0	0	0	1	1	1	39	30	5	5	82
0020	ADAMS 12 FIVE STAR SCHOOLS	1878	CORONADO HILLS ELEMENTARY SCHOOL	3RD	0	0	0	0	0	0	36	31	8	6	81
0020	ADAMS 12 FIVE STAR SCHOOLS	1878	CORONADO HILLS ELEMENTARY SCHOOL	4TH	0	0	0	2	0	2	37	31	7	6	86
0020	ADAMS 12 FIVE STAR SCHOOLS	1878	CORONADO HILLS ELEMENTARY SCHOOL	5TH	0	0	0	0	0	1	24	25	7	6	63
0020	ADAMS 12 FIVE STAR SCHOOLS	1878	CORONADO HILLS ELEMENTARY SCHOOL	SCHOOL 1	0	1	1	5	6	4	220	211	37	50	535
0020	ADAMS 12 FIVE STAR SCHOOLS	1914	COTTON CREEK ELEMENTARY SCHOOL	PK	0	0	1	2	0	1	1	5	3	14	27
0020	ADAMS 12 FIVE STAR SCHOOLS	1914	COTTON CREEK ELEMENTARY SCHOOL	HALF DAY	0	0	6	5	2	0	6	6	27	17	69
0020	ADAMS 12 FIVE STAR SCHOOLS	1914	COTTON CREEK ELEMENTARY SCHOOL	KINDERG/	0	0	0	3	0	0	2	0	11	8	24
0020	ADAMS 12 FIVE STAR SCHOOLS	1914	COTTON CREEK ELEMENTARY SCHOOL	1ST	1	0	5	7	1	13	5	46	48	127	
0020	ADAMS 12 FIVE STAR SCHOOLS	1914	COTTON CREEK ELEMENTARY SCHOOL	2ND	0	1	3	5	0	0	7	6	35	52	109
0020	ADAMS 12 FIVE STAR SCHOOLS	1914	COTTON CREEK ELEMENTARY SCHOOL	3RD	0	1	3	6	1	1	5	5	37	35	94
0020	ADAMS 12 FIVE STAR SCHOOLS	1914	COTTON CREEK ELEMENTARY SCHOOL	4TH	0	0	7	4	2	2	4	10	47	32	108
0020	ADAMS 12 FIVE STAR SCHOOLS	1914	COTTON CREEK ELEMENTARY SCHOOL	5TH	0	0	6	8	0	1	6	6	31	31	89
0020	ADAMS 12 FIVE STAR SCHOOLS	1914	COTTON CREEK ELEMENTARY SCHOOL	SCHOOL 1	1	2	31	40	6	6	44	43	237	237	647
0020	ADAMS 12 FIVE STAR SCHOOLS	1937	COYOTE RIDGE ELEMENTARY SCHOOL	HALF DAY	0	0	11	5	0	0	2	3	30	32	83
0020	ADAMS 12 FIVE STAR SCHOOLS	1937	COYOTE RIDGE ELEMENTARY SCHOOL	1ST	0	0	5	6	0	0	1	0	35	48	95
0020	ADAMS 12 FIVE STAR SCHOOLS	1937	COYOTE RIDGE ELEMENTARY SCHOOL	2ND	1	0	7	4	0	0	2	3	32	39	88
0020	ADAMS 12 FIVE STAR SCHOOLS	1937	COYOTE RIDGE ELEMENTARY SCHOOL	3RD	0	0	4	8	1	0	3	3	35	28	82
0020	ADAMS 12 FIVE STAR SCHOOLS	1937	COYOTE RIDGE ELEMENTARY SCHOOL	4TH	0	0	7	3	0	0	1	4	33	34	82
0020	ADAMS 12 FIVE STAR SCHOOLS	1937	COYOTE RIDGE ELEMENTARY SCHOOL	5TH	0	0	5	3	0	4	1	3	25	30	71
0020	ADAMS 12 FIVE STAR SCHOOLS	1937	COYOTE RIDGE ELEMENTARY SCHOOL	SCHOOL 1	1	0	39	29	1	4	10	16	190	211	501
0020	ADAMS 12 FIVE STAR SCHOOLS	2031	CROSSROAD ALTERNATIVE SCHOOL	6TH	0	0	0	0	0	0	0	2	0	3	5
0020	ADAMS 12 FIVE STAR SCHOOLS	2031	CROSSROAD ALTERNATIVE SCHOOL	7TH	1	0	0	0	0	0	0	1	0	4	6
0020	ADAMS 12 FIVE STAR SCHOOLS	2031	CROSSROAD ALTERNATIVE SCHOOL	8TH	0	1	0	0	1	1	5	10	2	13	33
0020	ADAMS 12 FIVE STAR SCHOOLS	2031	CROSSROAD ALTERNATIVE SCHOOL	9TH	0	0	0	0	0	1	4	0	3	8	15
0020	ADAMS 12 FIVE STAR SCHOOLS	2031	CROSSROAD ALTERNATIVE SCHOOL	SCHOOL 1	1	1	0	0	1	1	6	17	2	23	52
0020	ADAMS 12 FIVE STAR SCHOOLS	2361	EAGLEVIEW ELEMENTARY SCHOOL	HALF DAY	0	0	1	0	1	3	6	8	17	17	53
0020	ADAMS 12 FIVE STAR SCHOOLS	2361	EAGLEVIEW ELEMENTARY SCHOOL	KINDERG/	0	0	2	3	0	0	2	6	23	11	47
0020	ADAMS 12 FIVE STAR SCHOOLS	2361	EAGLEVIEW ELEMENTARY SCHOOL	1ST	0	1	0	1	1	2	10	10	31	42	98
0020	ADAMS 12 FIVE STAR SCHOOLS	2361	EAGLEVIEW ELEMENTARY SCHOOL	2ND	0	2	2	0	2	1	12	11	30	38	98
0020	ADAMS 12 FIVE STAR SCHOOLS	2361	EAGLEVIEW ELEMENTARY SCHOOL	3RD	2	0	4	2	3	2	10	9	43	46	121
0020	ADAMS 12 FIVE STAR SCHOOLS	2361	EAGLEVIEW ELEMENTARY SCHOOL	4TH	0	0	4	5	1	1	13	7	42	49	122
0020	ADAMS 12 FIVE STAR SCHOOLS	2361	EAGLEVIEW ELEMENTARY SCHOOL	5TH	0	0	3	3	2	0	13	13	40	39	113
0020	ADAMS 12 FIVE STAR SCHOOLS	2361	EAGLEVIEW ELEMENTARY SCHOOL	SCHOOL 1	2	3	16	14	10	9	66	64	226	242	652

COLORADO DEPARTMENT OF EDUCATION
FALL 2007 PUPIL MEMBERSHIP BY DISTRICT, SCHOOL, GRADE, RACE/ETHNICITY, AND GENDER

District Code	DISTRICT	School Code	SCHOOL	GRADE	AMERICAN INDIAN OR ALASKAN NATIVE	AMERICAN INDIAN OR ALASKAN NATIVE	ASIAN OR PACIFIC ISLANDER	ASIAN OR PACIFIC ISLANDER	BLACK (NOT HISPANIC)	BLACK (NOT HISPANIC)	HISPANIC	HISPANIC	WHITE (NOT HISPANIC)	WHITE (NOT HISPANIC)	Total
					FEMALE	MALE	FEMALE	MALE	FEMALE	MALE	FEMALE	MALE	FEMALE	MALE	
0020	ADAMS 12 FIVE STAR SCHOOLS	2410	TARVER ELEMENTARY SCHOOL	PK	0	0	4	3	1	1	6	7	16	24	62
0020	ADAMS 12 FIVE STAR SCHOOLS	2410	TARVER ELEMENTARY SCHOOL	HALF DAY	0	1	3	1	1	2	5	5	26	16	60
0020	ADAMS 12 FIVE STAR SCHOOLS	2410	TARVER ELEMENTARY SCHOOL	KINDERG/	0	0	0	0	0	0	2	0	14	7	23
0020	ADAMS 12 FIVE STAR SCHOOLS	2410	TARVER ELEMENTARY SCHOOL	1ST	0	0	0	4	0	0	8	3	34	32	81
0020	ADAMS 12 FIVE STAR SCHOOLS	2410	TARVER ELEMENTARY SCHOOL	2ND	0	0	0	4	1	3	9	2	33	46	98
0020	ADAMS 12 FIVE STAR SCHOOLS	2410	TARVER ELEMENTARY SCHOOL	3RD	1	0	2	1	0	1	8	7	45	38	103
0020	ADAMS 12 FIVE STAR SCHOOLS	2410	TARVER ELEMENTARY SCHOOL	4TH	0	0	4	1	1	2	8	8	40	28	92
0020	ADAMS 12 FIVE STAR SCHOOLS	2410	TARVER ELEMENTARY SCHOOL	5TH	1	0	1	0	0	1	3	5	33	37	81
0020	ADAMS 12 FIVE STAR SCHOOLS	2410	TARVER ELEMENTARY SCHOOL	SCHOOL 1	2	1	14	14	4	10	49	37	241	228	600
0020	ADAMS 12 FIVE STAR SCHOOLS	2576	CHERRY DRIVE ELEMENTARY SCHOOL	HALF DAY	1	0	2	3	1	0	7	7	23	22	66
0020	ADAMS 12 FIVE STAR SCHOOLS	2576	CHERRY DRIVE ELEMENTARY SCHOOL	KINDERG/	0	0	0	0	1	0	2	4	7	11	25
0020	ADAMS 12 FIVE STAR SCHOOLS	2576	CHERRY DRIVE ELEMENTARY SCHOOL	1ST	0	0	2	0	0	18	14	16	27	78	
0020	ADAMS 12 FIVE STAR SCHOOLS	2576	CHERRY DRIVE ELEMENTARY SCHOOL	2ND	0	0	2	2	3	1	15	12	24	29	88
0020	ADAMS 12 FIVE STAR SCHOOLS	2576	CHERRY DRIVE ELEMENTARY SCHOOL	3RD	2	0	5	1	4	1	15	19	22	28	97
0020	ADAMS 12 FIVE STAR SCHOOLS	2576	CHERRY DRIVE ELEMENTARY SCHOOL	4TH	1	1	2	1	1	0	21	15	29	34	105
0020	ADAMS 12 FIVE STAR SCHOOLS	2576	CHERRY DRIVE ELEMENTARY SCHOOL	5TH	0	1	2	3	2	3	12	10	37	34	104
0020	ADAMS 12 FIVE STAR SCHOOLS	2576	CHERRY DRIVE ELEMENTARY SCHOOL	SCHOOL 1	4	2	15	10	13	5	90	81	158	185	563
0020	ADAMS 12 FIVE STAR SCHOOLS	2578	SKYVIEW ELEMENTARY SCHOOL	HALF DAY	1	0	1	2	1	1	11	9	26	36	88
0020	ADAMS 12 FIVE STAR SCHOOLS	2578	SKYVIEW ELEMENTARY SCHOOL	1ST	1	0	2	1	0	2	13	17	26	37	99
0020	ADAMS 12 FIVE STAR SCHOOLS	2578	SKYVIEW ELEMENTARY SCHOOL	2ND	0	1	0	2	0	3	9	15	38	37	105
0020	ADAMS 12 FIVE STAR SCHOOLS	2578	SKYVIEW ELEMENTARY SCHOOL	3RD	1	2	3	2	0	2	20	13	22	24	89
0020	ADAMS 12 FIVE STAR SCHOOLS	2578	SKYVIEW ELEMENTARY SCHOOL	4TH	0	2	1	1	0	2	7	11	35	20	79
0020	ADAMS 12 FIVE STAR SCHOOLS	2578	SKYVIEW ELEMENTARY SCHOOL	5TH	0	0	4	0	2	1	12	17	31	28	95
0020	ADAMS 12 FIVE STAR SCHOOLS	2578	SKYVIEW ELEMENTARY SCHOOL	SCHOOL 1	3	5	11	8	3	11	72	82	178	182	555
0020	ADAMS 12 FIVE STAR SCHOOLS	2580	HUNTERS GLEN ELEMENTARY SCHOOL	HALF DAY	0	1	1	3	2	0	7	3	19	26	62
0020	ADAMS 12 FIVE STAR SCHOOLS	2580	HUNTERS GLEN ELEMENTARY SCHOOL	KINDERG/	0	0	2	1	0	6	1	21	15	48	
0020	ADAMS 12 FIVE STAR SCHOOLS	2580	HUNTERS GLEN ELEMENTARY SCHOOL	1ST	1	2	3	3	2	1	4	8	44	40	108
0020	ADAMS 12 FIVE STAR SCHOOLS	2580	HUNTERS GLEN ELEMENTARY SCHOOL	2ND	1	0	4	4	0	1	11	8	41	35	105
0020	ADAMS 12 FIVE STAR SCHOOLS	2580	HUNTERS GLEN ELEMENTARY SCHOOL	3RD	1	0	3	2	0	3	4	8	43	44	109
0020	ADAMS 12 FIVE STAR SCHOOLS	2580	HUNTERS GLEN ELEMENTARY SCHOOL	4TH	1	0	2	2	3	1	8	7	44	47	114
0020	ADAMS 12 FIVE STAR SCHOOLS	2580	HUNTERS GLEN ELEMENTARY SCHOOL	5TH	1	0	3	4	2	3	12	9	52	41	127
0020	ADAMS 12 FIVE STAR SCHOOLS	2580	HUNTERS GLEN ELEMENTARY SCHOOL	SCHOOL 1	9	4	18	19	10	9	52	44	264	248	673
0020	ADAMS 12 FIVE STAR SCHOOLS	2582	ROCKY MOUNTAIN ELEMENTARY SCHOOL	PK	0	0	4	1	0	1	15	15	1	6	43
0020	ADAMS 12 FIVE STAR SCHOOLS	2582	ROCKY MOUNTAIN ELEMENTARY SCHOOL	HALF DAY	1	0	2	0	0	1	15	12	9	11	51
0020	ADAMS 12 FIVE STAR SCHOOLS	2582	ROCKY MOUNTAIN ELEMENTARY SCHOOL	KINDERG/	0	0	0	0	0	1	9	13	4	3	30
0020	ADAMS 12 FIVE STAR SCHOOLS	2582	ROCKY MOUNTAIN ELEMENTARY SCHOOL	1ST	0	2	1	2	0	0	29	24	23	27	108
0020	ADAMS 12 FIVE STAR SCHOOLS	2582	ROCKY MOUNTAIN ELEMENTARY SCHOOL	2ND	0	0	0	1	1	2	22	28	11	13	78
0020	ADAMS 12 FIVE STAR SCHOOLS	2582	ROCKY MOUNTAIN ELEMENTARY SCHOOL	3RD	0	0	0	1	1	0	28	26	12	19	87
0020	ADAMS 12 FIVE STAR SCHOOLS	2582	ROCKY MOUNTAIN ELEMENTARY SCHOOL	4TH	0	1	1	1	1	1	17	15	12	15	64
0020	ADAMS 12 FIVE STAR SCHOOLS	2582	ROCKY MOUNTAIN ELEMENTARY SCHOOL	5TH	1	0	1	1	1	0	15	21	16	17	73
0020	ADAMS 12 FIVE STAR SCHOOLS	2582	ROCKY MOUNTAIN ELEMENTARY SCHOOL	SCHOOL 1	2	3	9	7	4	6	150	154	88	111	534
0020	ADAMS 12 FIVE STAR SCHOOLS	2584	RIVERDALE ELEMENTARY SCHOOL	PK	0	1	3	0	1	1	11	11	18	21	67
0020	ADAMS 12 FIVE STAR SCHOOLS	2584	RIVERDALE ELEMENTARY SCHOOL	HALF DAY	0	0	1	4	0	1	9	13	23	41	92
0020	ADAMS 12 FIVE STAR SCHOOLS	2584	RIVERDALE ELEMENTARY SCHOOL	1ST	0	0	0	1	3	2	11	12	22	23	74
0020	ADAMS 12 FIVE STAR SCHOOLS	2584	RIVERDALE ELEMENTARY SCHOOL	2ND	0	0	0	5	1	0	13	9	18	20	66
0020	ADAMS 12 FIVE STAR SCHOOLS	2584	RIVERDALE ELEMENTARY SCHOOL	3RD	0	0	1	6	2	0	13	12	22	13	69
0020	ADAMS 12 FIVE STAR SCHOOLS	2584	RIVERDALE ELEMENTARY SCHOOL	4TH	1	0	3	0	0	2	2	14	22	30	74
0020	ADAMS 12 FIVE STAR SCHOOLS	2584	RIVERDALE ELEMENTARY SCHOOL	5TH	0	1	2	0	1	0	8	12	24	27	75
0020	ADAMS 12 FIVE STAR SCHOOLS	2584	RIVERDALE ELEMENTARY SCHOOL	SCHOOL 1	1	1	8	19	8	6	67	83	149	175	517
0020	ADAMS 12 FIVE STAR SCHOOLS	2918	FEDERAL HEIGHTS ELEMENTARY SCHOOL	PK	0	0	1	0	1	0	10	10	4	7	33
0020	ADAMS 12 FIVE STAR SCHOOLS	2918	FEDERAL HEIGHTS ELEMENTARY SCHOOL	KINDERG/	2	0	1	0	1	0	42	51	15	11	123
0020	ADAMS 12 FIVE STAR SCHOOLS	2918	FEDERAL HEIGHTS ELEMENTARY SCHOOL	1ST	1	0	0	2	1	0	36	30	17	13	100
0020	ADAMS 12 FIVE STAR SCHOOLS	2918	FEDERAL HEIGHTS ELEMENTARY SCHOOL	2ND	0	0	3	0	2	0	46	27	10	15	103
0020	ADAMS 12 FIVE STAR SCHOOLS	2918	FEDERAL HEIGHTS ELEMENTARY SCHOOL	3RD	1	0	1	0	2	1	40	27	11	17	100
0020	ADAMS 12 FIVE STAR SCHOOLS	2918	FEDERAL HEIGHTS ELEMENTARY SCHOOL	4TH	0	0	1	1	0	0	26	23	12	19	82
0020	ADAMS 12 FIVE STAR SCHOOLS	2918	FEDERAL HEIGHTS ELEMENTARY SCHOOL	5TH	0	0	0	0	0	0	29	24	8	12	73
0020	ADAMS 12 FIVE STAR SCHOOLS	2918	FEDERAL HEIGHTS ELEMENTARY SCHOOL	SCHOOL 1	4	0	7	3	7	1	229	192	77	94	614
0020	ADAMS 12 FIVE STAR SCHOOLS	4000	HILLCREST ELEMENTARY SCHOOL	PK	0	1	2	1	0	0	2	8	5	10	29
0020	ADAMS 12 FIVE STAR SCHOOLS	4000	HILLCREST ELEMENTARY SCHOOL	HALF DAY	0	0	3	3	0	2	5	6	7	7	33
0020	ADAMS 12 FIVE STAR SCHOOLS	4000	HILLCREST ELEMENTARY SCHOOL	KINDERG/	0	0	1	1	0	2	11	6	7	10	38
0020	ADAMS 12 FIVE STAR SCHOOLS	4000	HILLCREST ELEMENTARY SCHOOL	1ST	1	0	2	2	0	1	11	24	18	13	72
0020	ADAMS 12 FIVE STAR SCHOOLS	4000	HILLCREST ELEMENTARY SCHOOL	2ND	0	0	3	2	1	1	12	13	14	7	53
0020	ADAMS 12 FIVE STAR SCHOOLS	4000	HILLCREST ELEMENTARY SCHOOL	3RD	0	0	1	4	2	2	15	14	10	18	66
0020	ADAMS 12 FIVE STAR SCHOOLS	4000	HILLCREST ELEMENTARY SCHOOL	4TH	0	1	4	3	1	0	24	14	14	17	78
0020	ADAMS 12 FIVE STAR SCHOOLS	4000	HILLCREST ELEMENTARY SCHOOL	5TH	0	0	2	2	1	0	12	26	20	12	75
0020	ADAMS 12 FIVE STAR SCHOOLS	4000	HILLCREST ELEMENTARY SCHOOL	SCHOOL 1	1	2	18	18	5	8	92	111	95	94	444
0020	ADAMS 12 FIVE STAR SCHOOLS	4108	HORIZON HIGH SCHOOL	9TH	4	1	8	15	9	3	53	50	152	139	434

COLORADO DEPARTMENT OF EDUCATION
FALL 2007 PUPIL MEMBERSHIP BY DISTRICT, SCHOOL, GRADE, RACE/ETHNICITY, AND GENDER

District Code	DISTRICT	School Code	SCHOOL	GRADE	AMERICAN INDIAN OR ALASKAN NATIVE	AMERICAN INDIAN OR ALASKAN NATIVE	ASIAN OR PACIFIC ISLANDER	ASIAN OR PACIFIC ISLANDER	BLACK (NOT HISPANIC)	BLACK (NOT HISPANIC)	HISPANIC	HISPANIC	WHITE (NOT HISPANIC)	WHITE (NOT HISPANIC)	Total
					FEMALE	MALE	FEMALE	MALE	FEMALE	MALE	FEMALE	MALE	FEMALE	MALE	
0020	ADAMS 12 FIVE STAR SCHOOLS	4108	HORIZON HIGH SCHOOL	10TH	0	2	11	12	6	8	56	54	169	159	477
0020	ADAMS 12 FIVE STAR SCHOOLS	4108	HORIZON HIGH SCHOOL	11TH	1	1	16	19	4	7	54	65	195	164	526
0020	ADAMS 12 FIVE STAR SCHOOLS	4108	HORIZON HIGH SCHOOL	12TH	3	6	13	8	11	9	72	61	213	246	642
0020	ADAMS 12 FIVE STAR SCHOOLS	4108	HORIZON HIGH SCHOOL	SCHOOL 1	8	10	48	54	30	27	235	230	729	708	2,079
0020	ADAMS 12 FIVE STAR SCHOOLS	4172	HULSTROM ELEMENTARY SCHOOL	HALF DAY	0	0	7	2	0	0	1	1	17	21	49
0020	ADAMS 12 FIVE STAR SCHOOLS	4172	HULSTROM ELEMENTARY SCHOOL	KINDERG/	0	0	3	5	0	1	2	1	18	20	50
0020	ADAMS 12 FIVE STAR SCHOOLS	4172	HULSTROM ELEMENTARY SCHOOL	1ST	0	1	4	5	2	1	3	4	32	23	75
0020	ADAMS 12 FIVE STAR SCHOOLS	4172	HULSTROM ELEMENTARY SCHOOL	2ND	0	2	6	3	0	0	2	5	31	26	75
0020	ADAMS 12 FIVE STAR SCHOOLS	4172	HULSTROM ELEMENTARY SCHOOL	3RD	0	0	4	4	1	0	6	5	31	24	75
0020	ADAMS 12 FIVE STAR SCHOOLS	4172	HULSTROM ELEMENTARY SCHOOL	4TH	1	1	4	6	1	0	5	6	26	26	76
0020	ADAMS 12 FIVE STAR SCHOOLS	4172	HULSTROM ELEMENTARY SCHOOL	5TH	3	1	6	1	0	0	4	5	29	27	76
0020	ADAMS 12 FIVE STAR SCHOOLS	4172	HULSTROM ELEMENTARY SCHOOL	6TH	1	1	5	1	0	0	7	6	28	23	72
0020	ADAMS 12 FIVE STAR SCHOOLS	4172	HULSTROM ELEMENTARY SCHOOL	7TH	0	0	3	2	0	0	1	3	14	11	34
0020	ADAMS 12 FIVE STAR SCHOOLS	4172	HULSTROM ELEMENTARY SCHOOL	8TH	0	1	1	3	0	0	4	2	8	5	24
0020	ADAMS 12 FIVE STAR SCHOOLS	4172	HULSTROM ELEMENTARY SCHOOL	SCHOOL 1	5	7	43	32	4	2	35	38	234	206	606
0020	ADAMS 12 FIVE STAR SCHOOLS	4187	SILVER HILLS MIDDLE SCHOOL	6TH	1	3	9	12	2	6	40	47	100	119	339
0020	ADAMS 12 FIVE STAR SCHOOLS	4187	SILVER HILLS MIDDLE SCHOOL	7TH	1	2	15	11	3	5	34	47	98	124	340
0020	ADAMS 12 FIVE STAR SCHOOLS	4187	SILVER HILLS MIDDLE SCHOOL	8TH	1	1	10	9	2	5	39	30	109	112	318
0020	ADAMS 12 FIVE STAR SCHOOLS	4187	SILVER HILLS MIDDLE SCHOOL	SCHOOL 1	3	6	34	32	7	16	113	124	307	355	997
0020	ADAMS 12 FIVE STAR SCHOOLS	5043	LEGACY HIGH SCHOOL	9TH	0	1	15	18	3	7	40	31	182	169	466
0020	ADAMS 12 FIVE STAR SCHOOLS	5043	LEGACY HIGH SCHOOL	10TH	1	0	15	25	3	9	35	53	175	187	503
0020	ADAMS 12 FIVE STAR SCHOOLS	5043	LEGACY HIGH SCHOOL	11TH	0	2	16	24	6	4	27	37	176	180	472
0020	ADAMS 12 FIVE STAR SCHOOLS	5043	LEGACY HIGH SCHOOL	12TH	1	0	12	18	6	4	32	38	192	174	477
0020	ADAMS 12 FIVE STAR SCHOOLS	5043	LEGACY HIGH SCHOOL	SCHOOL 1	2	3	58	85	18	24	134	159	725	710	1,918
0020	ADAMS 12 FIVE STAR SCHOOLS	5058	LEROY DRIVE ELEMENTARY SCHOOL	HALF DAY	0	0	2	3	4	0	11	11	13	13	55
0020	ADAMS 12 FIVE STAR SCHOOLS	5058	LEROY DRIVE ELEMENTARY SCHOOL	KINDERG/	0	0	0	1	0	2	9	7	1	9	29
0020	ADAMS 12 FIVE STAR SCHOOLS	5058	LEROY DRIVE ELEMENTARY SCHOOL	1ST	0	0	0	0	3	2	16	19	15	15	70
0020	ADAMS 12 FIVE STAR SCHOOLS	5058	LEROY DRIVE ELEMENTARY SCHOOL	2ND	1	1	0	2	4	1	13	14	18	15	69
0020	ADAMS 12 FIVE STAR SCHOOLS	5058	LEROY DRIVE ELEMENTARY SCHOOL	3RD	0	0	1	0	1	0	19	14	21	12	69
0020	ADAMS 12 FIVE STAR SCHOOLS	5058	LEROY DRIVE ELEMENTARY SCHOOL	4TH	0	0	1	2	2	3	13	20	11	15	67
0020	ADAMS 12 FIVE STAR SCHOOLS	5058	LEROY DRIVE ELEMENTARY SCHOOL	5TH	1	1	1	1	1	0	15	23	16	17	76
0020	ADAMS 12 FIVE STAR SCHOOLS	5058	LEROY DRIVE ELEMENTARY SCHOOL	SCHOOL 1	2	3	4	10	14	9	96	108	93	96	435
0020	ADAMS 12 FIVE STAR SCHOOLS	5418	MALLEY DRIVE ELEMENTARY SCHOOL	HALF DAY	0	0	3	2	0	0	11	11	6	13	46
0020	ADAMS 12 FIVE STAR SCHOOLS	5418	MALLEY DRIVE ELEMENTARY SCHOOL	KINDERG/	0	0	0	0	0	0	13	11	4	2	30
0020	ADAMS 12 FIVE STAR SCHOOLS	5418	MALLEY DRIVE ELEMENTARY SCHOOL	1ST	0	2	2	1	0	2	15	19	26	17	84
0020	ADAMS 12 FIVE STAR SCHOOLS	5418	MALLEY DRIVE ELEMENTARY SCHOOL	2ND	1	0	1	0	0	2	14	24	19	16	77
0020	ADAMS 12 FIVE STAR SCHOOLS	5418	MALLEY DRIVE ELEMENTARY SCHOOL	3RD	0	0	1	0	0	1	21	15	14	30	82
0020	ADAMS 12 FIVE STAR SCHOOLS	5418	MALLEY DRIVE ELEMENTARY SCHOOL	4TH	0	0	0	1	1	1	14	17	17	14	65
0020	ADAMS 12 FIVE STAR SCHOOLS	5418	MALLEY DRIVE ELEMENTARY SCHOOL	5TH	0	0	0	3	1	0	14	23	22	21	84
0020	ADAMS 12 FIVE STAR SCHOOLS	5418	MALLEY DRIVE ELEMENTARY SCHOOL	SCHOOL 1	2	2	7	6	2	6	102	120	108	113	468
0020	ADAMS 12 FIVE STAR SCHOOLS	5706	MC ELWAIN ELEMENTARY SCHOOL	PK	0	0	0	0	0	0	21	26	2	6	55
0020	ADAMS 12 FIVE STAR SCHOOLS	5706	MC ELWAIN ELEMENTARY SCHOOL	KINDERG/	0	0	0	0	2	3	43	43	7	5	103
0020	ADAMS 12 FIVE STAR SCHOOLS	5706	MC ELWAIN ELEMENTARY SCHOOL	1ST	0	1	0	0	1	1	26	39	3	5	76
0020	ADAMS 12 FIVE STAR SCHOOLS	5706	MC ELWAIN ELEMENTARY SCHOOL	2ND	0	1	0	0	3	0	42	24	3	6	79
0020	ADAMS 12 FIVE STAR SCHOOLS	5706	MC ELWAIN ELEMENTARY SCHOOL	3RD	0	0	0	0	0	2	29	25	5	4	65
0020	ADAMS 12 FIVE STAR SCHOOLS	5706	MC ELWAIN ELEMENTARY SCHOOL	4TH	0	0	0	0	1	2	23	22	3	1	52
0020	ADAMS 12 FIVE STAR SCHOOLS	5706	MC ELWAIN ELEMENTARY SCHOOL	5TH	0	0	0	0	1	1	21	27	2	1	53
0020	ADAMS 12 FIVE STAR SCHOOLS	5706	MC ELWAIN ELEMENTARY SCHOOL	SCHOOL 1	0	2	0	0	8	9	205	206	25	28	483
0020	ADAMS 12 FIVE STAR SCHOOLS	5814	THORNTON MIDDLE SCHOOL	6TH	0	2	5	5	2	1	85	87	30	20	237
0020	ADAMS 12 FIVE STAR SCHOOLS	5814	THORNTON MIDDLE SCHOOL	7TH	0	2	7	1	2	8	73	84	16	28	221
0020	ADAMS 12 FIVE STAR SCHOOLS	5814	THORNTON MIDDLE SCHOOL	8TH	2	2	0	2	2	3	86	93	23	18	231
0020	ADAMS 12 FIVE STAR SCHOOLS	5814	THORNTON MIDDLE SCHOOL	SCHOOL 1	2	6	12	8	6	12	244	264	69	66	689
0020	ADAMS 12 FIVE STAR SCHOOLS	5816	THORNTON HIGH SCHOOL	9TH	4	5	14	22	7	8	192	178	112	95	637
0020	ADAMS 12 FIVE STAR SCHOOLS	5816	THORNTON HIGH SCHOOL	10TH	1	1	15	6	12	7	119	151	92	83	487
0020	ADAMS 12 FIVE STAR SCHOOLS	5816	THORNTON HIGH SCHOOL	11TH	4	3	19	16	7	4	93	83	76	72	377
0020	ADAMS 12 FIVE STAR SCHOOLS	5816	THORNTON HIGH SCHOOL	12TH	2	3	16	15	8	8	115	119	130	73	489
0020	ADAMS 12 FIVE STAR SCHOOLS	5816	THORNTON HIGH SCHOOL	SCHOOL 1	11	12	64	59	34	27	519	531	410	323	1,990
0020	ADAMS 12 FIVE STAR SCHOOLS	6060	MOUNTAIN RANGE HIGH SCHOOL	9TH	7	4	6	13	7	6	50	65	191	191	540
0020	ADAMS 12 FIVE STAR SCHOOLS	6060	MOUNTAIN RANGE HIGH SCHOOL	10TH	2	7	15	12	5	4	58	60	204	213	580
0020	ADAMS 12 FIVE STAR SCHOOLS	6060	MOUNTAIN RANGE HIGH SCHOOL	11TH	1	1	5	7	3	7	36	45	93	125	323
0020	ADAMS 12 FIVE STAR SCHOOLS	6060	MOUNTAIN RANGE HIGH SCHOOL	SCHOOL 1	10	12	26	32	15	17	144	170	488	529	1,443
0020	ADAMS 12 FIVE STAR SCHOOLS	6150	MOUNTAIN VIEW ELEMENTARY SCHOOL	PK	0	1	1	0	1	0	4	4	4	1	16
0020	ADAMS 12 FIVE STAR SCHOOLS	6150	MOUNTAIN VIEW ELEMENTARY SCHOOL	HALF DAY	1	0	4	6	1	2	5	4	28	24	75
0020	ADAMS 12 FIVE STAR SCHOOLS	6150	MOUNTAIN VIEW ELEMENTARY SCHOOL	KINDERG/	0	0	0	2	0	0	1	3	12	14	32
0020	ADAMS 12 FIVE STAR SCHOOLS	6150	MOUNTAIN VIEW ELEMENTARY SCHOOL	1ST	0	1	6	6	1	0	10	7	47	31	109
0020	ADAMS 12 FIVE STAR SCHOOLS	6150	MOUNTAIN VIEW ELEMENTARY SCHOOL	2ND	1	1	6	5	2	2	4	7	33	51	112
0020	ADAMS 12 FIVE STAR SCHOOLS	6150	MOUNTAIN VIEW ELEMENTARY SCHOOL	3RD	0	0	2	1	1	1	9	8	35	35	92

COLORADO DEPARTMENT OF EDUCATION
FALL 2007 PUPIL MEMBERSHIP BY DISTRICT, SCHOOL, GRADE, RACE/ETHNICITY, AND GENDER

District Code	DISTRICT	School Code	SCHOOL	GRADE	AMERICAN INDIAN OR ALASKAN NATIVE	AMERICAN INDIAN OR ALASKAN NATIVE	ASIAN OR PACIFIC ISLANDER	ASIAN OR PACIFIC ISLANDER	BLACK (NOT HISPANIC)	BLACK (NOT HISPANIC)	HISPANIC	HISPANIC	WHITE (NOT HISPANIC)	WHITE (NOT HISPANIC)	Total
					FEMALE	MALE	FEMALE	MALE	FEMALE	MALE	FEMALE	MALE	FEMALE	MALE	
0020	ADAMS 12 FIVE STAR SCHOOLS	6150	MOUNTAIN VIEW ELEMENTARY SCHOOL	4TH	2	0	5	5	1	1	7	5	34	31	91
0020	ADAMS 12 FIVE STAR SCHOOLS	6150	MOUNTAIN VIEW ELEMENTARY SCHOOL	5TH	1	0	10	6	1	1	6	5	28	45	103
0020	ADAMS 12 FIVE STAR SCHOOLS	6150	MOUNTAIN VIEW ELEMENTARY SCHOOL	SCHOOL 1	5	3	34	31	8	7	46	43	221	232	630
0020	ADAMS 12 FIVE STAR SCHOOLS	6261	NEW AMERICA SCHOOL	9TH	0	0	0	1	0	3	45	56	1	1	107
0020	ADAMS 12 FIVE STAR SCHOOLS	6261	NEW AMERICA SCHOOL	10TH	1	0	0	1	0	2	36	34	1	1	76
0020	ADAMS 12 FIVE STAR SCHOOLS	6261	NEW AMERICA SCHOOL	11TH	0	1	0	0	1	0	26	14	1	0	43
0020	ADAMS 12 FIVE STAR SCHOOLS	6261	NEW AMERICA SCHOOL	12TH	0	0	0	0	2	1	16	8	1	1	29
0020	ADAMS 12 FIVE STAR SCHOOLS	6261	NEW AMERICA SCHOOL	SCHOOL 1	1	1	0	2	3	6	123	112	4	3	255
0020	ADAMS 12 FIVE STAR SCHOOLS	6342	SHADOW RIDGE MIDDLE SCHOOL	6TH	1	3	6	3	3	2	61	53	110	115	357
0020	ADAMS 12 FIVE STAR SCHOOLS	6342	SHADOW RIDGE MIDDLE SCHOOL	7TH	3	2	10	3	8	5	54	44	120	112	361
0020	ADAMS 12 FIVE STAR SCHOOLS	6342	SHADOW RIDGE MIDDLE SCHOOL	8TH	2	3	12	9	7	8	44	52	117	127	381
0020	ADAMS 12 FIVE STAR SCHOOLS	6342	SHADOW RIDGE MIDDLE SCHOOL	SCHOOL 1	6	8	28	15	18	15	159	149	347	354	1,099
0020	ADAMS 12 FIVE STAR SCHOOLS	6355	NORTH MOR ELEMENTARY SCHOOL	PK	0	1	0	1	2	0	19	19	14	15	71
0020	ADAMS 12 FIVE STAR SCHOOLS	6355	NORTH MOR ELEMENTARY SCHOOL	HALF DAY	0	0	0	1	2	0	3	0	6	8	20
0020	ADAMS 12 FIVE STAR SCHOOLS	6355	NORTH MOR ELEMENTARY SCHOOL	KINDERG/	0	0	0	3	0	1	15	12	5	9	45
0020	ADAMS 12 FIVE STAR SCHOOLS	6355	NORTH MOR ELEMENTARY SCHOOL	1ST	0	0	0	1	2	3	26	22	11	6	71
0020	ADAMS 12 FIVE STAR SCHOOLS	6355	NORTH MOR ELEMENTARY SCHOOL	2ND	0	0	0	1	2	0	19	20	17	8	67
0020	ADAMS 12 FIVE STAR SCHOOLS	6355	NORTH MOR ELEMENTARY SCHOOL	3RD	2	1	0	1	2	1	19	23	9	16	74
0020	ADAMS 12 FIVE STAR SCHOOLS	6355	NORTH MOR ELEMENTARY SCHOOL	4TH	0	0	1	1	3	0	10	17	11	17	60
0020	ADAMS 12 FIVE STAR SCHOOLS	6355	NORTH MOR ELEMENTARY SCHOOL	5TH	0	0	0	1	1	1	23	12	5	10	53
0020	ADAMS 12 FIVE STAR SCHOOLS	6355	NORTH MOR ELEMENTARY SCHOOL	SCHOOL 1	2	2	1	10	13	7	134	125	78	89	461
0020	ADAMS 12 FIVE STAR SCHOOLS	6376	NORTH STAR ELEMENTARY SCHOOL	KINDERG/	1	1	1	1	2	1	28	23	5	6	68
0020	ADAMS 12 FIVE STAR SCHOOLS	6376	NORTH STAR ELEMENTARY SCHOOL	1ST	0	0	1	2	1	1	33	35	9	3	85
0020	ADAMS 12 FIVE STAR SCHOOLS	6376	NORTH STAR ELEMENTARY SCHOOL	2ND	0	2	0	0	1	1	23	38	11	10	86
0020	ADAMS 12 FIVE STAR SCHOOLS	6376	NORTH STAR ELEMENTARY SCHOOL	3RD	0	2	0	3	1	1	35	32	7	9	90
0020	ADAMS 12 FIVE STAR SCHOOLS	6376	NORTH STAR ELEMENTARY SCHOOL	4TH	0	2	0	2	0	2	31	29	7	14	85
0020	ADAMS 12 FIVE STAR SCHOOLS	6376	NORTH STAR ELEMENTARY SCHOOL	5TH	1	1	1	1	1	2	35	28	4	7	80
0020	ADAMS 12 FIVE STAR SCHOOLS	6376	NORTH STAR ELEMENTARY SCHOOL	SCHOOL 1	1	5	5	7	8	6	185	185	43	49	494
0020	ADAMS 12 FIVE STAR SCHOOLS	6398	NORTHGLENN MIDDLE SCHOOL	6TH	1	2	1	4	4	3	54	54	41	60	224
0020	ADAMS 12 FIVE STAR SCHOOLS	6398	NORTHGLENN MIDDLE SCHOOL	7TH	0	1	3	5	5	4	55	60	45	85	263
0020	ADAMS 12 FIVE STAR SCHOOLS	6398	NORTHGLENN MIDDLE SCHOOL	8TH	2	0	4	6	4	5	50	53	39	54	217
0020	ADAMS 12 FIVE STAR SCHOOLS	6398	NORTHGLENN MIDDLE SCHOOL	SCHOOL 1	3	3	8	15	13	12	159	167	125	199	704
0020	ADAMS 12 FIVE STAR SCHOOLS	6402	NORTHGLENN HIGH SCHOOL	9TH	3	2	9	10	9	11	108	113	125	112	502
0020	ADAMS 12 FIVE STAR SCHOOLS	6402	NORTHGLENN HIGH SCHOOL	10TH	6	2	9	11	8	11	103	111	135	142	538
0020	ADAMS 12 FIVE STAR SCHOOLS	6402	NORTHGLENN HIGH SCHOOL	11TH	2	2	17	19	11	7	73	86	135	140	492
0020	ADAMS 12 FIVE STAR SCHOOLS	6402	NORTHGLENN HIGH SCHOOL	12TH	1	3	18	13	6	7	82	96	130	154	510
0020	ADAMS 12 FIVE STAR SCHOOLS	6402	NORTHGLENN HIGH SCHOOL	SCHOOL 1	12	9	53	53	34	36	366	406	525	548	2,042
0020	ADAMS 12 FIVE STAR SCHOOLS	6830	NIVER CREEK MIDDLE SCHOOL	6TH	1	1	3	3	3	4	64	80	21	34	214
0020	ADAMS 12 FIVE STAR SCHOOLS	6830	NIVER CREEK MIDDLE SCHOOL	7TH	0	0	7	8	5	7	69	85	34	34	249
0020	ADAMS 12 FIVE STAR SCHOOLS	6830	NIVER CREEK MIDDLE SCHOOL	8TH	1	1	6	4	3	5	62	81	44	37	244
0020	ADAMS 12 FIVE STAR SCHOOLS	6830	NIVER CREEK MIDDLE SCHOOL	SCHOOL 1	2	2	16	15	11	16	195	246	99	105	707
0020	ADAMS 12 FIVE STAR SCHOOLS	7155	PRAIRIE HILLS ELEMENTARY SCHOOL	HALF DAY	0	4	6	2	1	8	3	38	24	86	86
0020	ADAMS 12 FIVE STAR SCHOOLS	7155	PRAIRIE HILLS ELEMENTARY SCHOOL	1ST	0	0	3	3	1	0	4	7	32	46	96
0020	ADAMS 12 FIVE STAR SCHOOLS	7155	PRAIRIE HILLS ELEMENTARY SCHOOL	2ND	0	0	2	7	0	2	5	12	24	32	85
0020	ADAMS 12 FIVE STAR SCHOOLS	7155	PRAIRIE HILLS ELEMENTARY SCHOOL	3RD	0	0	6	0	0	0	9	3	23	19	60
0020	ADAMS 12 FIVE STAR SCHOOLS	7155	PRAIRIE HILLS ELEMENTARY SCHOOL	4TH	0	0	5	6	0	1	2	7	36	33	90
0020	ADAMS 12 FIVE STAR SCHOOLS	7155	PRAIRIE HILLS ELEMENTARY SCHOOL	5TH	0	0	2	3	1	0	4	3	27	23	63
0020	ADAMS 12 FIVE STAR SCHOOLS	7155	PRAIRIE HILLS ELEMENTARY SCHOOL	SCHOOL 1	1	0	22	25	4	4	32	35	180	177	480
0020	ADAMS 12 FIVE STAR SCHOOLS	7795	SILVER CREEK ELEMENTARY	HALF DAY	0	0	3	2	1	1	3	4	28	27	69
0020	ADAMS 12 FIVE STAR SCHOOLS	7795	SILVER CREEK ELEMENTARY	KINDERG/	0	0	0	0	0	0	5	2	17	22	46
0020	ADAMS 12 FIVE STAR SCHOOLS	7795	SILVER CREEK ELEMENTARY	1ST	0	0	4	5	1	1	9	10	36	40	106
0020	ADAMS 12 FIVE STAR SCHOOLS	7795	SILVER CREEK ELEMENTARY	2ND	0	0	9	8	0	0	3	7	39	44	110
0020	ADAMS 12 FIVE STAR SCHOOLS	7795	SILVER CREEK ELEMENTARY	3RD	0	0	6	3	1	0	9	9	39	43	110
0020	ADAMS 12 FIVE STAR SCHOOLS	7795	SILVER CREEK ELEMENTARY	4TH	0	0	4	1	1	1	7	3	38	44	99
0020	ADAMS 12 FIVE STAR SCHOOLS	7795	SILVER CREEK ELEMENTARY	5TH	0	0	3	4	2	1	9	7	35	36	97
0020	ADAMS 12 FIVE STAR SCHOOLS	7795	SILVER CREEK ELEMENTARY	SCHOOL 1	0	0	29	23	6	4	45	42	232	256	637
0020	ADAMS 12 FIVE STAR SCHOOLS	8225	STELLAR ELEMENTARY SCHOOL	HALF DAY	0	0	5	1	1	3	12	17	27	27	93
0020	ADAMS 12 FIVE STAR SCHOOLS	8225	STELLAR ELEMENTARY SCHOOL	KINDERG/	0	0	0	0	0	0	2	4	9	10	25
0020	ADAMS 12 FIVE STAR SCHOOLS	8225	STELLAR ELEMENTARY SCHOOL	1ST	0	0	6	2	2	0	9	12	24	38	93
0020	ADAMS 12 FIVE STAR SCHOOLS	8225	STELLAR ELEMENTARY SCHOOL	2ND	1	1	3	7	3	4	14	15	26	24	98
0020	ADAMS 12 FIVE STAR SCHOOLS	8225	STELLAR ELEMENTARY SCHOOL	3RD	0	0	1	3	3	2	11	19	29	22	90
0020	ADAMS 12 FIVE STAR SCHOOLS	8225	STELLAR ELEMENTARY SCHOOL	4TH	0	0	2	3	2	4	22	14	19	35	101
0020	ADAMS 12 FIVE STAR SCHOOLS	8225	STELLAR ELEMENTARY SCHOOL	5TH	0	0	3	2	2	2	15	14	19	29	86
0020	ADAMS 12 FIVE STAR SCHOOLS	8225	STELLAR ELEMENTARY SCHOOL	SCHOOL 1	1	1	20	18	13	15	85	95	153	185	586
0020	ADAMS 12 FIVE STAR SCHOOLS	8361	STUKEY ELEMENTARY SCHOOL	HALF DAY	0	0	0	1	2	3	10	13	14	6	49
0020	ADAMS 12 FIVE STAR SCHOOLS	8361	STUKEY ELEMENTARY SCHOOL	KINDERG/	0	0	0	0	1	0	8	10	2	8	29
0020	ADAMS 12 FIVE STAR SCHOOLS	8361	STUKEY ELEMENTARY SCHOOL	1ST	0	0	1	2	2	3	22	22	10	15	77

COLORADO DEPARTMENT OF EDUCATION
FALL 2007 PUPIL MEMBERSHIP BY DISTRICT, SCHOOL, GRADE, RACE/ETHNICITY, AND GENDER

District Code	DISTRICT	School Code	SCHOOL	GRADE	AMERICAN INDIAN OR ALASKAN NATIVE	AMERICAN INDIAN OR ALASKAN NATIVE	ASIAN OR PACIFIC ISLANDER	ASIAN OR PACIFIC ISLANDER	BLACK (NOT HISPANIC)	BLACK (NOT HISPANIC)	HISPANIC	HISPANIC	WHITE (NOT HISPANIC)	WHITE (NOT HISPANIC)	Total
					FEMALE	MALE	FEMALE	MALE	FEMALE	MALE	FEMALE	MALE	FEMALE	MALE	
0020	ADAMS 12 FIVE STAR SCHOOLS	8361	STUKEY ELEMENTARY SCHOOL	2ND	0	2	0	2	3	2	15	20	20	22	86
0020	ADAMS 12 FIVE STAR SCHOOLS	8361	STUKEY ELEMENTARY SCHOOL	3RD	2	0	2	1	1	5	21	14	15	15	76
0020	ADAMS 12 FIVE STAR SCHOOLS	8361	STUKEY ELEMENTARY SCHOOL	4TH	0	0	0	1	3	3	19	16	16	19	77
0020	ADAMS 12 FIVE STAR SCHOOLS	8361	STUKEY ELEMENTARY SCHOOL	5TH	0	1	3	1	1	2	17	11	18	17	71
0020	ADAMS 12 FIVE STAR SCHOOLS	8361	STUKEY ELEMENTARY SCHOOL	SCHOOL 1	2	3	6	8	13	18	112	106	95	102	465
0020	ADAMS 12 FIVE STAR SCHOOLS	8842	THORNTON ELEMENTARY SCHOOL	KINDERG/	0	0	2	4	2	0	36	27	7	13	91
0020	ADAMS 12 FIVE STAR SCHOOLS	8842	THORNTON ELEMENTARY SCHOOL	1ST	0	0	3	2	0	1	25	34	14	8	87
0020	ADAMS 12 FIVE STAR SCHOOLS	8842	THORNTON ELEMENTARY SCHOOL	2ND	0	0	1	1	2	0	34	29	8	4	79
0020	ADAMS 12 FIVE STAR SCHOOLS	8842	THORNTON ELEMENTARY SCHOOL	3RD	0	2	2	1	1	1	29	39	5	5	85
0020	ADAMS 12 FIVE STAR SCHOOLS	8842	THORNTON ELEMENTARY SCHOOL	4TH	0	0	2	0	0	0	25	33	4	7	72
0020	ADAMS 12 FIVE STAR SCHOOLS	8842	THORNTON ELEMENTARY SCHOOL	5TH	0	0	4	2	0	2	24	29	1	11	73
0020	ADAMS 12 FIVE STAR SCHOOLS	8842	THORNTON ELEMENTARY SCHOOL	SCHOOL 1	0	2	14	10	6	4	173	191	39	48	487
0020	ADAMS 12 FIVE STAR SCHOOLS	9444	WESTLAKE MIDDLE SCHOOL	6TH	0	0	3	7	2	5	29	23	124	103	296
0020	ADAMS 12 FIVE STAR SCHOOLS	9444	WESTLAKE MIDDLE SCHOOL	7TH	3	1	16	11	4	2	22	35	114	103	311
0020	ADAMS 12 FIVE STAR SCHOOLS	9444	WESTLAKE MIDDLE SCHOOL	8TH	1	3	10	8	1	4	25	26	100	98	276
0020	ADAMS 12 FIVE STAR SCHOOLS	9444	WESTLAKE MIDDLE SCHOOL	SCHOOL 1	4	4	29	26	7	11	76	84	338	304	883
0020	ADAMS 12 FIVE STAR SCHOOLS	9494	WESTVIEW ELEMENTARY SCHOOL	PK	0	0	1	4	0	0	13	12	10	8	48
0020	ADAMS 12 FIVE STAR SCHOOLS	9494	WESTVIEW ELEMENTARY SCHOOL	HALF DAY	0	0	1	1	0	0	5	3	3	6	19
0020	ADAMS 12 FIVE STAR SCHOOLS	9494	WESTVIEW ELEMENTARY SCHOOL	KINDERG/	0	0	3	2	0	1	12	11	20	14	63
0020	ADAMS 12 FIVE STAR SCHOOLS	9494	WESTVIEW ELEMENTARY SCHOOL	1ST	0	0	4	1	0	1	13	21	22	24	86
0020	ADAMS 12 FIVE STAR SCHOOLS	9494	WESTVIEW ELEMENTARY SCHOOL	2ND	0	0	2	4	2	2	23	17	31	18	99
0020	ADAMS 12 FIVE STAR SCHOOLS	9494	WESTVIEW ELEMENTARY SCHOOL	3RD	1	0	4	5	1	2	15	9	19	22	78
0020	ADAMS 12 FIVE STAR SCHOOLS	9494	WESTVIEW ELEMENTARY SCHOOL	4TH	0	0	3	1	1	2	15	10	23	23	78
0020	ADAMS 12 FIVE STAR SCHOOLS	9494	WESTVIEW ELEMENTARY SCHOOL	5TH	1	0	0	0	4	1	15	16	26	15	79
0020	ADAMS 12 FIVE STAR SCHOOLS	9494	WESTVIEW ELEMENTARY SCHOOL	SCHOOL 1	2	0	18	22	5	9	111	99	154	130	550
0020	ADAMS 12 FIVE STAR SCHOOLS	9682	WOODGLEN ELEMENTARY SCHOOL	PK	0	0	2	2	2	0	7	13	16	19	62
0020	ADAMS 12 FIVE STAR SCHOOLS	9682	WOODGLEN ELEMENTARY SCHOOL	HALF DAY	1	1	1	2	1	3	9	11	19	24	72
0020	ADAMS 12 FIVE STAR SCHOOLS	9682	WOODGLEN ELEMENTARY SCHOOL	1ST	0	0	1	2	2	2	10	8	36	29	90
0020	ADAMS 12 FIVE STAR SCHOOLS	9682	WOODGLEN ELEMENTARY SCHOOL	2ND	0	0	1	0	0	1	12	6	23	23	67
0020	ADAMS 12 FIVE STAR SCHOOLS	9682	WOODGLEN ELEMENTARY SCHOOL	3RD	0	0	1	1	1	0	16	14	27	25	85
0020	ADAMS 12 FIVE STAR SCHOOLS	9682	WOODGLEN ELEMENTARY SCHOOL	4TH	0	0	0	1	0	1	9	13	31	27	82
0020	ADAMS 12 FIVE STAR SCHOOLS	9682	WOODGLEN ELEMENTARY SCHOOL	5TH	0	0	1	0	0	1	5	14	23	28	72
0020	ADAMS 12 FIVE STAR SCHOOLS	9682	WOODGLEN ELEMENTARY SCHOOL	SCHOOL 1	1	3	7	8	6	8	68	79	175	175	530
0020	ADAMS 12 FIVE STAR SCHOOLS		DISTRICT TOTAL		162	181	996	1,031	501	546	5,905	6,018	11,602	11,879	38,821
0030	ADAMS COUNTY 14	0020	ADAMS CITY MIDDLE SCHOOL	6TH	1	1	0	0	0	3	62	86	27	27	207
0030	ADAMS COUNTY 14	0020	ADAMS CITY MIDDLE SCHOOL	7TH	5	3	0	0	0	0	77	76	16	17	195
0030	ADAMS COUNTY 14	0020	ADAMS CITY MIDDLE SCHOOL	8TH	2	1	0	1	6	2	66	89	21	21	209
0030	ADAMS COUNTY 14	0020	ADAMS CITY MIDDLE SCHOOL	SCHOOL 1	8	5	0	1	7	5	205	251	64	65	611
0030	ADAMS COUNTY 14	0022	LESTER R ARNOLD HIGH SCHOOL	9TH	1	0	1	1	1	0	30	7	7	9	57
0030	ADAMS COUNTY 14	0022	LESTER R ARNOLD HIGH SCHOOL	10TH	1	1	0	1	2	0	13	12	14	3	47
0030	ADAMS COUNTY 14	0022	LESTER R ARNOLD HIGH SCHOOL	11TH	1	0	0	0	0	0	22	6	8	3	40
0030	ADAMS COUNTY 14	0022	LESTER R ARNOLD HIGH SCHOOL	12TH	0	0	0	0	0	3	29	28	5	4	69
0030	ADAMS COUNTY 14	0022	LESTER R ARNOLD HIGH SCHOOL	SCHOOL 1	3	1	1	2	3	3	94	53	34	19	213
0030	ADAMS COUNTY 14	0024	ADAMS CITY HIGH SCHOOL	9TH	2	4	0	2	6	3	148	158	33	36	392
0030	ADAMS COUNTY 14	0024	ADAMS CITY HIGH SCHOOL	10TH	1	5	0	2	7	10	142	164	36	39	406
0030	ADAMS COUNTY 14	0024	ADAMS CITY HIGH SCHOOL	11TH	4	4	2	2	6	13	147	139	37	40	394
0030	ADAMS COUNTY 14	0024	ADAMS CITY HIGH SCHOOL	12TH	2	0	0	2	4	3	82	94	20	29	236
0030	ADAMS COUNTY 14	0024	ADAMS CITY HIGH SCHOOL	SCHOOL 1	9	13	2	8	23	29	519	555	126	144	1,428
0030	ADAMS COUNTY 14	0124	ACSD 14 CHILD CARE CENTER	PK	0	0	0	0	0	0	15	17	6	5	43
0030	ADAMS COUNTY 14	0124	ACSD 14 CHILD CARE CENTER	KINDERG/	0	0	0	0	0	0	18	43	6	5	72
0030	ADAMS COUNTY 14	0124	ACSD 14 CHILD CARE CENTER	SCHOOL 1	0	0	0	0	0	0	33	60	12	10	115
0030	ADAMS COUNTY 14	0186	ALSUP ELEMENTARY SCHOOL	PK	0	0	0	0	0	1	10	16	2	3	32
0030	ADAMS COUNTY 14	0186	ALSUP ELEMENTARY SCHOOL	HALF DAY	1	0	0	0	0	1	20	25	2	4	53
0030	ADAMS COUNTY 14	0186	ALSUP ELEMENTARY SCHOOL	KINDERG/	0	0	0	0	0	1	5	9	0	1	16
0030	ADAMS COUNTY 14	0186	ALSUP ELEMENTARY SCHOOL	1ST	1	0	0	0	0	0	35	36	7	7	86
0030	ADAMS COUNTY 14	0186	ALSUP ELEMENTARY SCHOOL	2ND	0	0	0	0	1	0	35	40	9	5	90
0030	ADAMS COUNTY 14	0186	ALSUP ELEMENTARY SCHOOL	3RD	2	1	0	0	0	0	33	36	10	13	95
0030	ADAMS COUNTY 14	0186	ALSUP ELEMENTARY SCHOOL	4TH	0	0	0	0	4	2	20	45	6	6	82
0030	ADAMS COUNTY 14	0186	ALSUP ELEMENTARY SCHOOL	5TH	0	0	0	1	2	1	33	21	7	18	83
0030	ADAMS COUNTY 14	0186	ALSUP ELEMENTARY SCHOOL	SCHOOL 1	4	1	0	1	4	8	191	228	43	57	537
0030	ADAMS COUNTY 14	1426	CENTRAL ELEMENTARY SCHOOL	PK	0	0	0	1	0	0	15	15	0	3	34
0030	ADAMS COUNTY 14	1426	CENTRAL ELEMENTARY SCHOOL	HALF DAY	0	0	0	0	2	3	42	25	7	2	81
0030	ADAMS COUNTY 14	1426	CENTRAL ELEMENTARY SCHOOL	KINDERG/	0	0	0	0	0	1	7	7	1	0	16
0030	ADAMS COUNTY 14	1426	CENTRAL ELEMENTARY SCHOOL	1ST	1	1	0	0	2	2	47	38	5	5	101
0030	ADAMS COUNTY 14	1426	CENTRAL ELEMENTARY SCHOOL	2ND	1	0	0	0	1	2	41	46	5	8	104
0030	ADAMS COUNTY 14	1426	CENTRAL ELEMENTARY SCHOOL	3RD	1	0	0	0	1	4	24	37	3	5	75
0030	ADAMS COUNTY 14	1426	CENTRAL ELEMENTARY SCHOOL	4TH	1	0	0	1	4	3	32	32	4	7	84

COLORADO DEPARTMENT OF EDUCATION
FALL 2007 PUPIL MEMBERSHIP BY DISTRICT, SCHOOL, GRADE, RACE/ETHNICITY, AND GENDER


District Code	DISTRICT	School Code	SCHOOL	GRADE	AMERICAN INDIAN OR ALASKAN NATIVE		ASIAN OR PACIFIC ISLANDER		BLACK (NOT HISPANIC)		HISPANIC		WHITE (NOT HISPANIC)		Total
					FEMALE	MALE	FEMALE	MALE	FEMALE	MALE	FEMALE	MALE	FEMALE	MALE	
0030	ADAMS COUNTY 14	1426	CENTRAL ELEMENTARY SCHOOL	5TH	0	0	0	0	2	1	26	24	6	9	68
0030	ADAMS COUNTY 14	1426	CENTRAL ELEMENTARY SCHOOL	SCHOOL 1	4	1	0	2	12	16	234	224	31	39	563
0030	ADAMS COUNTY 14	1882	COMMUNITY LEADERSHIP ACADEMY	KINDERG/	0	0	0	0	1	2	27	15	1	5	51
0030	ADAMS COUNTY 14	1882	COMMUNITY LEADERSHIP ACADEMY	1ST	1	0	0	1	0	0	28	18	4	2	54
0030	ADAMS COUNTY 14	1882	COMMUNITY LEADERSHIP ACADEMY	2ND	0	0	0	1	1	0	25	16	6	1	50
0030	ADAMS COUNTY 14	1882	COMMUNITY LEADERSHIP ACADEMY	3RD	1	0	0	0	0	0	19	23	8	2	53
0030	ADAMS COUNTY 14	1882	COMMUNITY LEADERSHIP ACADEMY	4TH	1	0	0	0	1	1	22	15	5	3	48
0030	ADAMS COUNTY 14	1882	COMMUNITY LEADERSHIP ACADEMY	5TH	0	1	0	0	0	0	25	16	3	2	47
0030	ADAMS COUNTY 14	1882	COMMUNITY LEADERSHIP ACADEMY	6TH	0	0	0	0	0	0	20	10	2	1	33
0030	ADAMS COUNTY 14	1882	COMMUNITY LEADERSHIP ACADEMY	7TH	1	0	0	0	0	0	24	18	3	5	51
0030	ADAMS COUNTY 14	1882	COMMUNITY LEADERSHIP ACADEMY	8TH	0	1	1	0	0	0	20	18	4	4	48
0030	ADAMS COUNTY 14	1882	COMMUNITY LEADERSHIP ACADEMY	SCHOOL 1	4	2	1	2	3	3	210	149	36	25	435
0030	ADAMS COUNTY 14	2308	DUPONT ELEMENTARY SCHOOL	PK	0	0	0	0	0	0	10	15	2	5	32
0030	ADAMS COUNTY 14	2308	DUPONT ELEMENTARY SCHOOL	HALF DAY	0	0	0	0	1	0	28	27	4	10	70
0030	ADAMS COUNTY 14	2308	DUPONT ELEMENTARY SCHOOL	KINDERG/	0	0	0	0	0	0	8	8	0	0	16
0030	ADAMS COUNTY 14	2308	DUPONT ELEMENTARY SCHOOL	1ST	0	0	0	0	1	2	33	41	7	12	96
0030	ADAMS COUNTY 14	2308	DUPONT ELEMENTARY SCHOOL	2ND	1	1	0	1	1	0	40	46	5	8	103
0030	ADAMS COUNTY 14	2308	DUPONT ELEMENTARY SCHOOL	3RD	0	0	0	1	0	0	22	30	7	9	70
0030	ADAMS COUNTY 14	2308	DUPONT ELEMENTARY SCHOOL	4TH	1	0	0	0	0	1	28	32	9	11	82
0030	ADAMS COUNTY 14	2308	DUPONT ELEMENTARY SCHOOL	5TH	0	0	0	0	1	0	33	31	4	13	82
0030	ADAMS COUNTY 14	2308	DUPONT ELEMENTARY SCHOOL	SCHOOL 1	2	1	0	2	4	4	202	230	38	68	551
0030	ADAMS COUNTY 14	4516	KEARNEY MIDDLE SCHOOL	6TH	0	3	0	0	4	5	96	64	9	16	197
0030	ADAMS COUNTY 14	4516	KEARNEY MIDDLE SCHOOL	7TH	1	0	0	0	4	4	82	60	11	9	168
0030	ADAMS COUNTY 14	4516	KEARNEY MIDDLE SCHOOL	8TH	0	2	1	0	4	1	69	82	8	11	178
0030	ADAMS COUNTY 14	4516	KEARNEY MIDDLE SCHOOL	SCHOOL 1	1	6	1	0	8	10	247	206	28	36	543
0030	ADAMS COUNTY 14	4536	KEMP ELEMENTARY SCHOOL	PK	0	0	0	0	0	2	16	14	2	4	38
0030	ADAMS COUNTY 14	4536	KEMP ELEMENTARY SCHOOL	HALF DAY	0	0	0	0	0	0	21	20	6	2	49
0030	ADAMS COUNTY 14	4536	KEMP ELEMENTARY SCHOOL	1ST	1	0	0	0	2	3	21	29	2	5	63
0030	ADAMS COUNTY 14	4536	KEMP ELEMENTARY SCHOOL	2ND	0	0	0	0	2	0	21	26	3	9	61
0030	ADAMS COUNTY 14	4536	KEMP ELEMENTARY SCHOOL	3RD	1	0	0	0	1	1	23	25	4	4	58
0030	ADAMS COUNTY 14	4536	KEMP ELEMENTARY SCHOOL	4TH	0	0	0	0	1	1	19	16	5	8	50
0030	ADAMS COUNTY 14	4536	KEMP ELEMENTARY SCHOOL	5TH	1	0	0	0	0	0	13	20	7	5	46
0030	ADAMS COUNTY 14	4536	KEMP ELEMENTARY SCHOOL	SCHOOL 1	3	0	0	0	5	7	134	150	29	37	365
0030	ADAMS COUNTY 14	5880	MILDRED L SANVILLE PRESCHOOL	PK	1	0	0	0	1	1	36	41	6	6	92
0030	ADAMS COUNTY 14	5880	MILDRED L SANVILLE PRESCHOOL	SCHOOL 1	0	0	0	0	1	1	36	41	6	6	92
0030	ADAMS COUNTY 14	5982	MONACO ELEMENTARY SCHOOL	PK	0	0	0	0	1	0	13	13	1	2	30
0030	ADAMS COUNTY 14	5982	MONACO ELEMENTARY SCHOOL	HALF DAY	0	0	0	0	0	0	18	28	3	8	57
0030	ADAMS COUNTY 14	5982	MONACO ELEMENTARY SCHOOL	1ST	0	0	0	0	1	0	24	29	1	4	59
0030	ADAMS COUNTY 14	5982	MONACO ELEMENTARY SCHOOL	2ND	0	0	0	0	1	0	24	35	4	4	68
0030	ADAMS COUNTY 14	5982	MONACO ELEMENTARY SCHOOL	3RD	0	0	0	0	0	1	28	34	7	9	79
0030	ADAMS COUNTY 14	5982	MONACO ELEMENTARY SCHOOL	4TH	1	0	0	0	0	0	21	32	4	6	64
0030	ADAMS COUNTY 14	5982	MONACO ELEMENTARY SCHOOL	5TH	0	2	0	0	2	3	33	29	5	7	78
0030	ADAMS COUNTY 14	5982	MONACO ELEMENTARY SCHOOL	SCHOOL 1	1	2	0	0	3	3	161	200	25	40	435
0030	ADAMS COUNTY 14	6534	HANSON ELEMENTARY SCHOOL	PK	0	0	0	0	0	0	11	16	2	2	31
0030	ADAMS COUNTY 14	6534	HANSON ELEMENTARY SCHOOL	HALF DAY	0	0	0	0	0	1	31	20	2	5	59
0030	ADAMS COUNTY 14	6534	HANSON ELEMENTARY SCHOOL	1ST	0	0	0	0	0	1	19	25	1	6	52
0030	ADAMS COUNTY 14	6534	HANSON ELEMENTARY SCHOOL	2ND	1	0	0	0	0	0	13	29	3	2	48
0030	ADAMS COUNTY 14	6534	HANSON ELEMENTARY SCHOOL	3RD	0	0	0	0	0	0	29	17	2	2	50
0030	ADAMS COUNTY 14	6534	HANSON ELEMENTARY SCHOOL	4TH	0	0	0	1	0	0	18	18	0	3	40
0030	ADAMS COUNTY 14	6534	HANSON ELEMENTARY SCHOOL	5TH	0	0	1	0	0	0	17	15	1	3	37
0030	ADAMS COUNTY 14	6534	HANSON ELEMENTARY SCHOOL	6TH	0	0	2	0	0	0	17	13	3	2	37
0030	ADAMS COUNTY 14	6534	HANSON ELEMENTARY SCHOOL	7TH	0	0	0	0	0	0	14	18	0	2	34
0030	ADAMS COUNTY 14	6534	HANSON ELEMENTARY SCHOOL	8TH	0	0	0	1	0	0	23	11	1	1	37
0030	ADAMS COUNTY 14	6534	HANSON ELEMENTARY SCHOOL	SCHOOL 1	1	3	2	2	2	2	192	182	15	28	425
0030	ADAMS COUNTY 14	7500	ROSE HILL ELEMENTARY SCHOOL	PK	0	0	0	0	0	0	15	11	1	2	29
0030	ADAMS COUNTY 14	7500	ROSE HILL ELEMENTARY SCHOOL	HALF DAY	0	0	0	1	3	1	20	21	4	2	52
0030	ADAMS COUNTY 14	7500	ROSE HILL ELEMENTARY SCHOOL	KINDERG/	0	0	0	0	0	0	7	7	2	0	16
0030	ADAMS COUNTY 14	7500	ROSE HILL ELEMENTARY SCHOOL	1ST	0	1	0	0	0	1	21	39	7	2	71
0030	ADAMS COUNTY 14	7500	ROSE HILL ELEMENTARY SCHOOL	2ND	0	1	0	0	2	1	26	24	3	3	60
0030	ADAMS COUNTY 14	7500	ROSE HILL ELEMENTARY SCHOOL	3RD	0	0	0	0	2	0	26	29	1	4	62
0030	ADAMS COUNTY 14	7500	ROSE HILL ELEMENTARY SCHOOL	4TH	0	0	0	0	1	2	40	23	4	2	72
0030	ADAMS COUNTY 14	7500	ROSE HILL ELEMENTARY SCHOOL	5TH	0	1	1	1	0	2	22	22	3	4	56
0030	ADAMS COUNTY 14	7500	ROSE HILL ELEMENTARY SCHOOL	SCHOOL 1	0	2	2	2	8	7	177	176	25	19	418
0030	ADAMS COUNTY 14		DISTRICT TOTAL		41	34	10	22	81	98	2,635	2,705	512	593	6,731
0040	BRIGHTON 27J	0700	BELLE CREEK CHARTER SCHOOL	HALF DAY	0	0	2	0	0	0	1	0	2	2	7
0040	BRIGHTON 27J	0700	BELLE CREEK CHARTER SCHOOL	KINDERG/	0	1	2	2	0	2	13	21	18	35	94
0040	BRIGHTON 27J	0700	BELLE CREEK CHARTER SCHOOL	1ST	0	1	1	1	3	2	12	16	21	22	79

COLORADO DEPARTMENT OF EDUCATION
FALL 2007 PUPIL MEMBERSHIP BY DISTRICT, SCHOOL, GRADE, RACE/ETHNICITY, AND GENDER

District Code	DISTRICT	School Code	SCHOOL	GRADE	AMERICAN INDIAN OR ALASKAN NATIVE	AMERICAN INDIAN OR ALASKAN NATIVE	ASIAN OR PACIFIC ISLANDER	ASIAN OR PACIFIC ISLANDER	BLACK (NOT HISPANIC)	BLACK (NOT HISPANIC)	HISPANIC	HISPANIC	WHITE (NOT HISPANIC)	WHITE (NOT HISPANIC)	Total
					FEMALE	MALE	FEMALE	MALE	FEMALE	MALE	FEMALE	MALE	FEMALE	MALE	
0040	BRIGHTON 27J	0700	BELLE CREEK CHARTER SCHOOL	2ND	1	3	4	1	1	2	8	17	35	29	101
0040	BRIGHTON 27J	0700	BELLE CREEK CHARTER SCHOOL	3RD	0	1	1	0	1	1	14	18	24	19	79
0040	BRIGHTON 27J	0700	BELLE CREEK CHARTER SCHOOL	4TH	0	0	3	1	0	1	10	12	22	29	78
0040	BRIGHTON 27J	0700	BELLE CREEK CHARTER SCHOOL	5TH	0	0	0	2	1	0	10	8	15	13	49
0040	BRIGHTON 27J	0700	BELLE CREEK CHARTER SCHOOL	6TH	0	2	0	2	2	18	14	15	11	66	
0040	BRIGHTON 27J	0700	BELLE CREEK CHARTER SCHOOL	7TH	0	0	0	2	0	19	9	24	12	66	
0040	BRIGHTON 27J	0700	BELLE CREEK CHARTER SCHOOL	8TH	0	0	1	0	1	7	5	10	7	31	
0040	BRIGHTON 27J	0700	BELLE CREEK CHARTER SCHOOL	SCHOOL 1	1	8	14	9	10	11	112	120	186	179	650
0040	BRIGHTON 27J	1021	BRIGHTON HERITAGE ACADEMY	6TH	0	0	0	0	0	0	0	0	0	1	1
0040	BRIGHTON 27J	1021	BRIGHTON HERITAGE ACADEMY	7TH	0	0	0	0	0	4	6	1	1	12	1
0040	BRIGHTON 27J	1021	BRIGHTON HERITAGE ACADEMY	8TH	0	0	0	0	0	10	17	3	7	37	0
0040	BRIGHTON 27J	1021	BRIGHTON HERITAGE ACADEMY	9TH	1	0	2	2	1	26	40	18	26	117	0
0040	BRIGHTON 27J	1021	BRIGHTON HERITAGE ACADEMY	10TH	0	1	0	2	0	13	23	10	11	60	0
0040	BRIGHTON 27J	1021	BRIGHTON HERITAGE ACADEMY	11TH	0	0	0	3	0	12	12	5	8	41	0
0040	BRIGHTON 27J	1021	BRIGHTON HERITAGE ACADEMY	12TH	0	0	0	0	0	6	3	3	8	20	0
0040	BRIGHTON 27J	1021	BRIGHTON HERITAGE ACADEMY	SCHOOL 1	1	2	7	1	2	71	101	40	62	288	0
0040	BRIGHTON 27J	1022	BRIGHTON HIGH SCHOOL	9TH	2	1	6	5	0	105	99	113	435	0	0
0040	BRIGHTON 27J	1022	BRIGHTON HIGH SCHOOL	10TH	1	0	3	2	1	81	76	105	101	374	0
0040	BRIGHTON 27J	1022	BRIGHTON HIGH SCHOOL	11TH	0	1	4	3	1	67	63	93	82	317	0
0040	BRIGHTON 27J	1022	BRIGHTON HIGH SCHOOL	12TH	0	1	6	11	6	72	66	107	104	376	0
0040	BRIGHTON 27J	1022	BRIGHTON HIGH SCHOOL	SCHOOL 1	3	3	19	21	8	15	325	304	404	400	1,502
0040	BRIGHTON 27J	1027	BRIGHTON COLLEGIATE HIGH SCHOOL	9TH	1	0	0	2	0	22	15	37	32	111	0
0040	BRIGHTON 27J	1027	BRIGHTON COLLEGIATE HIGH SCHOOL	10TH	0	0	0	2	2	0	15	16	21	17	74
0040	BRIGHTON 27J	1027	BRIGHTON COLLEGIATE HIGH SCHOOL	11TH	0	0	2	0	0	13	11	19	19	64	0
0040	BRIGHTON 27J	1027	BRIGHTON COLLEGIATE HIGH SCHOOL	12TH	0	1	0	0	0	14	9	22	11	57	0
0040	BRIGHTON 27J	1027	BRIGHTON COLLEGIATE HIGH SCHOOL	SCHOOL 1	1	2	2	4	2	64	51	99	79	306	0
0040	BRIGHTON 27J	1052	BROMLEY EAST CHARTER SCHOOL	HALF DAY	1	1	1	1	0	6	4	15	13	41	0
0040	BRIGHTON 27J	1052	BROMLEY EAST CHARTER SCHOOL	KINDERG/	0	0	0	1	0	4	3	19	37	64	0
0040	BRIGHTON 27J	1052	BROMLEY EAST CHARTER SCHOOL	1ST	0	0	2	3	1	3	10	9	37	32	97
0040	BRIGHTON 27J	1052	BROMLEY EAST CHARTER SCHOOL	2ND	0	0	0	1	1	10	15	31	36	94	0
0040	BRIGHTON 27J	1052	BROMLEY EAST CHARTER SCHOOL	3RD	0	0	5	3	1	12	12	30	33	97	0
0040	BRIGHTON 27J	1052	BROMLEY EAST CHARTER SCHOOL	4TH	0	1	2	1	0	13	9	35	30	92	0
0040	BRIGHTON 27J	1052	BROMLEY EAST CHARTER SCHOOL	5TH	0	1	0	2	0	9	10	32	26	81	0
0040	BRIGHTON 27J	1052	BROMLEY EAST CHARTER SCHOOL	6TH	1	0	4	1	1	13	11	30	30	92	0
0040	BRIGHTON 27J	1052	BROMLEY EAST CHARTER SCHOOL	7TH	0	1	3	3	0	13	10	34	30	96	0
0040	BRIGHTON 27J	1052	BROMLEY EAST CHARTER SCHOOL	8TH	1	1	2	2	0	8	12	18	12	56	0
0040	BRIGHTON 27J	1052	BROMLEY EAST CHARTER SCHOOL	SCHOOL 1	2	5	18	19	5	98	95	281	279	810	0
0040	BRIGHTON 27J	3900	HENDERSON ELEMENTARY SCHOOL	PK	1	2	2	2	1	16	35	37	55	152	0
0040	BRIGHTON 27J	3900	HENDERSON ELEMENTARY SCHOOL	HALF DAY	0	0	2	1	1	10	16	17	19	67	0
0040	BRIGHTON 27J	3900	HENDERSON ELEMENTARY SCHOOL	1ST	0	0	0	2	1	13	7	18	13	54	0
0040	BRIGHTON 27J	3900	HENDERSON ELEMENTARY SCHOOL	2ND	0	0	0	2	3	0	15	14	9	16	59
0040	BRIGHTON 27J	3900	HENDERSON ELEMENTARY SCHOOL	3RD	0	0	1	0	1	5	14	12	20	54	0
0040	BRIGHTON 27J	3900	HENDERSON ELEMENTARY SCHOOL	4TH	0	0	0	1	0	12	13	14	13	54	0
0040	BRIGHTON 27J	3900	HENDERSON ELEMENTARY SCHOOL	5TH	0	0	0	0	1	8	16	9	18	52	0
0040	BRIGHTON 27J	3900	HENDERSON ELEMENTARY SCHOOL	6TH	0	0	0	2	0	11	15	13	13	54	0
0040	BRIGHTON 27J	3900	HENDERSON ELEMENTARY SCHOOL	SCHOOL 1	1	2	5	10	9	90	130	129	167	546	0
0040	BRIGHTON 27J	4950	LANDMARK ACADEMY AT REUNION	HALF DAY	0	0	0	1	1	1	7	5	18	8	41
0040	BRIGHTON 27J	4950	LANDMARK ACADEMY AT REUNION	KINDERG/	0	0	1	0	0	4	5	18	12	41	0
0040	BRIGHTON 27J	4950	LANDMARK ACADEMY AT REUNION	1ST	1	0	2	1	1	6	8	38	23	81	0
0040	BRIGHTON 27J	4950	LANDMARK ACADEMY AT REUNION	2ND	0	0	0	0	2	8	7	25	28	73	0
0040	BRIGHTON 27J	4950	LANDMARK ACADEMY AT REUNION	3RD	0	0	2	1	1	12	10	13	18	59	0
0040	BRIGHTON 27J	4950	LANDMARK ACADEMY AT REUNION	4TH	0	0	2	0	3	2	9	5	20	20	61
0040	BRIGHTON 27J	4950	LANDMARK ACADEMY AT REUNION	5TH	0	1	0	0	3	8	4	17	17	50	0
0040	BRIGHTON 27J	4950	LANDMARK ACADEMY AT REUNION	SCHOOL 1	2	1	7	3	11	54	44	149	126	406	0
0040	BRIGHTON 27J	5615	MARY E PENNOCK K-8 ELEMENTARY SCHOOL	HALF DAY	0	1	1	3	1	27	24	39	46	144	0
0040	BRIGHTON 27J	5615	MARY E PENNOCK K-8 ELEMENTARY SCHOOL	1ST	3	1	3	0	3	26	33	35	44	149	0
0040	BRIGHTON 27J	5615	MARY E PENNOCK K-8 ELEMENTARY SCHOOL	2ND	1	0	2	6	1	16	28	35	45	136	0
0040	BRIGHTON 27J	5615	MARY E PENNOCK K-8 ELEMENTARY SCHOOL	3RD	0	2	3	1	2	25	21	30	35	121	0
0040	BRIGHTON 27J	5615	MARY E PENNOCK K-8 ELEMENTARY SCHOOL	4TH	2	3	0	2	1	18	20	30	41	118	0
0040	BRIGHTON 27J	5615	MARY E PENNOCK K-8 ELEMENTARY SCHOOL	5TH	1	1	4	1	0	16	29	20	34	106	0
0040	BRIGHTON 27J	5615	MARY E PENNOCK K-8 ELEMENTARY SCHOOL	6TH	0	0	2	2	0	17	10	28	28	87	0
0040	BRIGHTON 27J	5615	MARY E PENNOCK K-8 ELEMENTARY SCHOOL	SCHOOL 1	7	8	15	15	8	145	165	217	273	861	0
0040	BRIGHTON 27J	6294	NORTH ELEMENTARY SCHOOL	PK	0	0	0	0	0	17	25	9	11	62	0
0040	BRIGHTON 27J	6294	NORTH ELEMENTARY SCHOOL	HALF DAY	0	0	0	0	0	16	12	3	3	34	0
0040	BRIGHTON 27J	6294	NORTH ELEMENTARY SCHOOL	KINDERG/	0	0	0	1	0	13	15	3	2	34	0
0040	BRIGHTON 27J	6294	NORTH ELEMENTARY SCHOOL	1ST	1	0	1	0	0	25	20	3	5	55	0
0040	BRIGHTON 27J	6294	NORTH ELEMENTARY SCHOOL	2ND	1	0	2	2	0	26	23	5	3	63	0

COLORADO DEPARTMENT OF EDUCATION
FALL 2007 PUPIL MEMBERSHIP BY DISTRICT, SCHOOL, GRADE, RACE/ETHNICITY, AND GENDER

District Code	DISTRICT	School Code	SCHOOL	GRADE	AMERICAN INDIAN OR ALASKAN NATIVE	AMERICAN INDIAN OR ALASKAN NATIVE	ASIAN OR PACIFIC ISLANDER	ASIAN OR PACIFIC ISLANDER	BLACK (NOT HISPANIC)	BLACK (NOT HISPANIC)	HISPANIC	HISPANIC	WHITE (NOT HISPANIC)	WHITE (NOT HISPANIC)	Total
					FEMALE	MALE	FEMALE	MALE	FEMALE	MALE	FEMALE	MALE	FEMALE	MALE	
0040	BRIGHTON 27J	6294	NORTH ELEMENTARY SCHOOL	3RD	0	0	0	0	0	0	26	31	9	0	66
0040	BRIGHTON 27J	6294	NORTH ELEMENTARY SCHOOL	4TH	0	0	1	1	0	0	29	27	3	4	65
0040	BRIGHTON 27J	6294	NORTH ELEMENTARY SCHOOL	5TH	0	0	0	1	0	0	25	29	7	0	62
0040	BRIGHTON 27J	6294	NORTH ELEMENTARY SCHOOL	SCHOOL 1	2	0	4	5	0	1	177	182	42	28	441
0040	BRIGHTON 27J	6395	NORTHEAST ELEMENTARY SCHOOL	PK	0	1	0	0	0	0	9	9	6	6	31
0040	BRIGHTON 27J	6395	NORTHEAST ELEMENTARY SCHOOL	HALF DAY	0	0	0	1	0	1	16	21	11	16	66
0040	BRIGHTON 27J	6395	NORTHEAST ELEMENTARY SCHOOL	KINDERG/	0	1	0	0	0	0	5	8	1	1	16
0040	BRIGHTON 27J	6395	NORTHEAST ELEMENTARY SCHOOL	1ST	1	0	0	1	1	1	27	30	21	23	105
0040	BRIGHTON 27J	6395	NORTHEAST ELEMENTARY SCHOOL	2ND	1	0	0	0	0	2	26	32	24	22	107
0040	BRIGHTON 27J	6395	NORTHEAST ELEMENTARY SCHOOL	3RD	2	0	0	0	0	0	20	36	26	18	102
0040	BRIGHTON 27J	6395	NORTHEAST ELEMENTARY SCHOOL	4TH	1	0	0	0	1	0	26	25	22	18	93
0040	BRIGHTON 27J	6395	NORTHEAST ELEMENTARY SCHOOL	5TH	0	0	0	2	1	0	28	20	27	20	98
0040	BRIGHTON 27J	6395	NORTHEAST ELEMENTARY SCHOOL	SCHOOL 1	5	2	0	4	3	4	157	181	138	124	618
0040	BRIGHTON 27J	6638	OVERLAND TRAIL MIDDLE SCHOOL	6TH	1	0	1	1	2	1	43	58	32	41	180
0040	BRIGHTON 27J	6638	OVERLAND TRAIL MIDDLE SCHOOL	7TH	1	4	2	6	1	3	61	52	40	53	223
0040	BRIGHTON 27J	6638	OVERLAND TRAIL MIDDLE SCHOOL	8TH	0	0	0	1	1	3	45	55	41	38	186
0040	BRIGHTON 27J	6638	OVERLAND TRAIL MIDDLE SCHOOL	SCHOOL 1	4	4	3	8	4	7	149	165	113	132	589
0040	BRIGHTON 27J	7129	PRAIRIE VIEW	7TH	1	2	10	14	9	7	55	67	89	96	350
0040	BRIGHTON 27J	7129	PRAIRIE VIEW	8TH	1	1	8	9	7	8	86	69	84	97	370
0040	BRIGHTON 27J	7129	PRAIRIE VIEW	9TH	3	4	19	8	10	14	105	95	82	106	446
0040	BRIGHTON 27J	7129	PRAIRIE VIEW	10TH	2	3	6	8	12	14	70	81	78	76	350
0040	BRIGHTON 27J	7129	PRAIRIE VIEW	11TH	1	2	6	6	5	10	36	27	54	55	202
0040	BRIGHTON 27J	7129	PRAIRIE VIEW	SCHOOL 1	8	12	49	45	43	53	352	339	387	430	1,718
0040	BRIGHTON 27J	7714	SECOND CREEK K-8 ELEMENTARY SCHOOL	HALF DAY	1	0	6	4	6	7	18	21	32	26	121
0040	BRIGHTON 27J	7714	SECOND CREEK K-8 ELEMENTARY SCHOOL	1ST	0	0	4	6	3	3	23	27	30	44	140
0040	BRIGHTON 27J	7714	SECOND CREEK K-8 ELEMENTARY SCHOOL	2ND	0	0	5	4	4	8	25	19	29	26	120
0040	BRIGHTON 27J	7714	SECOND CREEK K-8 ELEMENTARY SCHOOL	3RD	0	0	4	3	2	9	30	26	39	31	144
0040	BRIGHTON 27J	7714	SECOND CREEK K-8 ELEMENTARY SCHOOL	4TH	0	0	5	3	8	5	24	17	23	37	123
0040	BRIGHTON 27J	7714	SECOND CREEK K-8 ELEMENTARY SCHOOL	5TH	1	1	7	5	5	5	17	22	27	29	119
0040	BRIGHTON 27J	7714	SECOND CREEK K-8 ELEMENTARY SCHOOL	SCHOOL 1	2	2	31	25	28	37	137	132	180	193	767
0040	BRIGHTON 27J	8032	JOHN W THIMMIG ELEMENTARY SCHOOL	HALF DAY	1	0	0	2	2	2	17	21	18	20	83
0040	BRIGHTON 27J	8032	JOHN W THIMMIG ELEMENTARY SCHOOL	1ST	0	0	1	2	2	1	30	11	18	31	99
0040	BRIGHTON 27J	8032	JOHN W THIMMIG ELEMENTARY SCHOOL	2ND	1	1	0	3	0	0	34	17	23	17	96
0040	BRIGHTON 27J	8032	JOHN W THIMMIG ELEMENTARY SCHOOL	3RD	1	0	0	1	0	0	14	30	18	33	97
0040	BRIGHTON 27J	8032	JOHN W THIMMIG ELEMENTARY SCHOOL	4TH	0	1	2	1	0	0	27	25	25	28	109
0040	BRIGHTON 27J	8032	JOHN W THIMMIG ELEMENTARY SCHOOL	5TH	0	0	2	1	2	1	25	21	26	32	110
0040	BRIGHTON 27J	8032	JOHN W THIMMIG ELEMENTARY SCHOOL	6TH	0	0	4	4	10	7	61	48	77	69	280
0040	BRIGHTON 27J	8032	JOHN W THIMMIG ELEMENTARY SCHOOL	SCHOOL 1	3	5	9	14	16	11	208	173	205	230	874
0040	BRIGHTON 27J	8060	SOUTH ELEMENTARY SCHOOL	HALF DAY	0	0	0	0	1	1	28	18	5	12	65
0040	BRIGHTON 27J	8060	SOUTH ELEMENTARY SCHOOL	KINDERG/	0	0	0	0	0	0	11	7	0	0	18
0040	BRIGHTON 27J	8060	SOUTH ELEMENTARY SCHOOL	1ST	0	0	1	0	1	0	33	41	10	9	95
0040	BRIGHTON 27J	8060	SOUTH ELEMENTARY SCHOOL	2ND	0	1	0	0	0	0	35	25	18	10	89
0040	BRIGHTON 27J	8060	SOUTH ELEMENTARY SCHOOL	3RD	0	0	0	0	0	1	28	45	15	14	103
0040	BRIGHTON 27J	8060	SOUTH ELEMENTARY SCHOOL	4TH	0	0	1	0	0	1	27	31	8	18	86
0040	BRIGHTON 27J	8060	SOUTH ELEMENTARY SCHOOL	5TH	0	0	0	0	0	0	21	27	8	9	65
0040	BRIGHTON 27J	8060	SOUTH ELEMENTARY SCHOOL	SCHOOL 1	0	1	2	0	2	3	183	194	64	72	521
0040	BRIGHTON 27J	8130	SOUTHEAST ELEMENTARY SCHOOL	PK	1	0	0	1	1	0	12	31	15	29	90
0040	BRIGHTON 27J	8130	SOUTHEAST ELEMENTARY SCHOOL	HALF DAY	1	1	3	1	1	1	22	23	19	22	94
0040	BRIGHTON 27J	8130	SOUTHEAST ELEMENTARY SCHOOL	1ST	0	0	3	1	1	0	18	26	28	24	101
0040	BRIGHTON 27J	8130	SOUTHEAST ELEMENTARY SCHOOL	2ND	0	0	0	0	0	1	25	34	23	22	105
0040	BRIGHTON 27J	8130	SOUTHEAST ELEMENTARY SCHOOL	3RD	0	0	1	0	0	0	27	24	26	24	102
0040	BRIGHTON 27J	8130	SOUTHEAST ELEMENTARY SCHOOL	4TH	0	1	0	1	0	0	17	29	27	24	99
0040	BRIGHTON 27J	8130	SOUTHEAST ELEMENTARY SCHOOL	5TH	1	0	1	0	1	0	28	22	23	33	109
0040	BRIGHTON 27J	8130	SOUTHEAST ELEMENTARY SCHOOL	SCHOOL 1	3	2	8	4	4	2	149	189	161	178	700
0040	BRIGHTON 27J	9230	VIKAN MIDDLE SCHOOL	6TH	0	1	0	0	0	2	55	36	39	32	165
0040	BRIGHTON 27J	9230	VIKAN MIDDLE SCHOOL	7TH	0	0	0	2	0	1	47	45	34	44	173
0040	BRIGHTON 27J	9230	VIKAN MIDDLE SCHOOL	8TH	0	1	0	0	1	1	42	49	38	31	163
0040	BRIGHTON 27J	9230	VIKAN MIDDLE SCHOOL	SCHOOL 1	0	2	0	2	1	4	144	130	111	107	501
0040	BRIGHTON 27J	9426	WEST RIDGE ELEMENTARY	PK	0	1	6	3	1	0	8	10	6	22	57
0040	BRIGHTON 27J	9426	WEST RIDGE ELEMENTARY	HALF DAY	0	1	4	9	1	2	9	5	25	37	93
0040	BRIGHTON 27J	9426	WEST RIDGE ELEMENTARY	1ST	0	0	5	11	0	0	6	8	25	16	71
0040	BRIGHTON 27J	9426	WEST RIDGE ELEMENTARY	2ND	0	0	1	2	1	3	8	3	16	27	61
0040	BRIGHTON 27J	9426	WEST RIDGE ELEMENTARY	3RD	0	0	5	6	3	0	8	9	18	21	70
0040	BRIGHTON 27J	9426	WEST RIDGE ELEMENTARY	4TH	0	0	3	7	2	1	6	9	14	20	62
0040	BRIGHTON 27J	9426	WEST RIDGE ELEMENTARY	5TH	1	0	4	7	0	0	4	5	16	19	56
0040	BRIGHTON 27J	9426	WEST RIDGE ELEMENTARY	6TH	0	0	2	3	2	1	3	4	13	12	40
0040	BRIGHTON 27J	9426	WEST RIDGE ELEMENTARY	SCHOOL 1	1	2	30	48	10	7	52	53	133	174	510



COLORADO DEPARTMENT OF EDUCATION
FALL 2007 PUPIL MEMBERSHIP BY DISTRICT, SCHOOL, GRADE, RACE/ETHNICITY, AND GENDER

District Code	DISTRICT	School Code	SCHOOL	GRADE	AMERICAN	AMERICAN	ASIAN OR	ASIAN OR	BLACK	BLACK (NOT	HISPANIC	HISPANIC	WHITE (NOT	WHITE (NOT	Total
					INDIAN OR ALASKAN NATIVE	INDIAN OR ALASKAN NATIVE	PACIFIC ISLANDER	PACIFIC ISLANDER	(NOT HISPANIC)	HISPANIC)			HISPANIC)	HISPANIC)	
0040	BRIGHTON 27J		DISTRICT TOTAL		46	62	218	243	165	187	2,667	2,748	3,039	3,233	12,608
0050	BENNETT 29J	0763	BENNETT PRESCHOOL	PK	0	1	0	0	0	1	0	1	18	42	63
0050	BENNETT 29J	0763	BENNETT PRESCHOOL	SCHOOL 1	0	1	0	0	0	1	0	1	18	42	63
0050	BENNETT 29J	0770	BENNETT ELEMENTARY SCHOOL	KINDERG/	0	0	0	0	0	2	5	28	36	71	
0050	BENNETT 29J	0770	BENNETT ELEMENTARY SCHOOL	1ST	0	1	0	0	0	6	8	20	21	56	
0050	BENNETT 29J	0770	BENNETT ELEMENTARY SCHOOL	2ND	0	0	1	0	0	7	6	27	24	66	
0050	BENNETT 29J	0770	BENNETT ELEMENTARY SCHOOL	3RD	0	0	0	0	1	1	2	5	22	38	69
0050	BENNETT 29J	0770	BENNETT ELEMENTARY SCHOOL	4TH	0	4	0	1	1	0	6	7	21	25	65
0050	BENNETT 29J	0770	BENNETT ELEMENTARY SCHOOL	5TH	1	0	0	0	0	5	4	21	27	58	
0050	BENNETT 29J	0770	BENNETT ELEMENTARY SCHOOL	SCHOOL 1	1	5	1	1	2	28	35	139	171	385	
0050	BENNETT 29J	0774	BENNETT MIDDLE SCHOOL	6TH	0	2	0	0	0	5	5	21	29	62	
0050	BENNETT 29J	0774	BENNETT MIDDLE SCHOOL	7TH	1	0	0	0	0	11	6	32	30	81	
0050	BENNETT 29J	0774	BENNETT MIDDLE SCHOOL	8TH	1	1	0	1	0	7	3	33	28	74	
0050	BENNETT 29J	0774	BENNETT MIDDLE SCHOOL	SCHOOL 1	2	3	0	1	0	23	14	86	87	217	
0050	BENNETT 29J	0775	BENNETT HIGH SCHOOL	9TH	1	0	0	0	1	8	15	52	53	131	
0050	BENNETT 29J	0775	BENNETT HIGH SCHOOL	10TH	0	0	0	0	0	2	4	26	37	69	
0050	BENNETT 29J	0775	BENNETT HIGH SCHOOL	11TH	0	1	0	0	1	0	6	30	46	84	
0050	BENNETT 29J	0775	BENNETT HIGH SCHOOL	12TH	0	1	0	0	3	3	3	27	38	75	
0050	BENNETT 29J	0775	BENNETT HIGH SCHOOL	SCHOOL 1	1	2	0	0	2	4	13	28	135	174	359
0050	BENNETT 29J	1889	CORRIDOR COMMUNITY ACADEMY	KINDERG/	0	0	0	0	0	0	0	8	7	15	
0050	BENNETT 29J	1889	CORRIDOR COMMUNITY ACADEMY	1ST	1	0	0	0	0	3	1	11	9	25	
0050	BENNETT 29J	1889	CORRIDOR COMMUNITY ACADEMY	2ND	0	1	1	0	0	1	0	5	10	18	
0050	BENNETT 29J	1889	CORRIDOR COMMUNITY ACADEMY	3RD	0	0	0	0	0	0	0	7	5	12	
0050	BENNETT 29J	1889	CORRIDOR COMMUNITY ACADEMY	4TH	0	0	0	0	0	1	0	7	7	15	
0050	BENNETT 29J	1889	CORRIDOR COMMUNITY ACADEMY	5TH	0	0	0	0	0	0	0	4	11	15	
0050	BENNETT 29J	1889	CORRIDOR COMMUNITY ACADEMY	6TH	0	0	0	0	0	1	0	3	1	5	
0050	BENNETT 29J	1889	CORRIDOR COMMUNITY ACADEMY	7TH	0	0	0	0	0	1	1	5	6	13	
0050	BENNETT 29J	1889	CORRIDOR COMMUNITY ACADEMY	8TH	0	0	0	0	0	0	0	3	7	10	
0050	BENNETT 29J	1889	CORRIDOR COMMUNITY ACADEMY	SCHOOL 1	1	1	0	0	1	6	2	53	63	128	
0050	BENNETT 29J		DISTRICT TOTAL		5	12	2	4	9	70	80	431	537	1,152	
0060	STRASBURG 31J	7133	PRAIRIE CREEKS CHARTER SCHOOL	10TH	0	0	0	0	0	0	1	2	0	3	
0060	STRASBURG 31J	7133	PRAIRIE CREEKS CHARTER SCHOOL	14TH	0	0	0	0	0	0	0	0	2	2	
0060	STRASBURG 31J	7133	PRAIRIE CREEKS CHARTER SCHOOL	12TH	0	0	0	0	0	0	1	0	0	1	
0060	STRASBURG 31J	7133	PRAIRIE CREEKS CHARTER SCHOOL	SCHOOL 1	0	0	0	0	0	0	2	2	2	6	
0060	STRASBURG 31J	8328	STRASBURG ELEMENTARY SCHOOL	PK	0	1	0	1	1	3	8	28	31	73	
0060	STRASBURG 31J	8328	STRASBURG ELEMENTARY SCHOOL	KINDERG/	0	0	0	0	3	2	5	22	36	68	
0060	STRASBURG 31J	8328	STRASBURG ELEMENTARY SCHOOL	1ST	0	0	0	1	0	3	3	28	26	61	
0060	STRASBURG 31J	8328	STRASBURG ELEMENTARY SCHOOL	2ND	0	0	1	0	2	3	3	26	27	62	
0060	STRASBURG 31J	8328	STRASBURG ELEMENTARY SCHOOL	3RD	0	0	1	0	0	4	2	29	34	70	
0060	STRASBURG 31J	8328	STRASBURG ELEMENTARY SCHOOL	4TH	0	0	0	2	1	8	2	26	39	79	
0060	STRASBURG 31J	8328	STRASBURG ELEMENTARY SCHOOL	5TH	0	0	1	0	0	6	9	27	33	76	
0060	STRASBURG 31J	8328	STRASBURG ELEMENTARY SCHOOL	SCHOOL 1	0	0	3	3	3	7	29	32	186	226	489
0060	STRASBURG 31J	8332	HEMPHILL MIDDLE SCHOOL	6TH	1	1	0	0	3	0	2	5	33	35	80
0060	STRASBURG 31J	8332	HEMPHILL MIDDLE SCHOOL	7TH	0	1	1	0	0	2	5	24	24	57	
0060	STRASBURG 31J	8332	HEMPHILL MIDDLE SCHOOL	8TH	1	0	2	0	2	1	3	6	37	39	91
0060	STRASBURG 31J	8332	HEMPHILL MIDDLE SCHOOL	SCHOOL 1	2	1	3	1	5	7	16	94	98	228	
0060	STRASBURG 31J	8334	STRASBURG HIGH SCHOOL	9TH	0	1	2	1	1	0	1	2	26	33	67
0060	STRASBURG 31J	8334	STRASBURG HIGH SCHOOL	10TH	0	0	1	0	0	4	2	27	37	71	
0060	STRASBURG 31J	8334	STRASBURG HIGH SCHOOL	11TH	0	0	1	0	0	4	1	43	31	80	
0060	STRASBURG 31J	8334	STRASBURG HIGH SCHOOL	12TH	1	0	1	0	1	2	3	28	29	65	
0060	STRASBURG 31J	8334	STRASBURG HIGH SCHOOL	SCHOOL 1	1	1	5	1	2	11	8	124	130	283	
0060	STRASBURG 31J		DISTRICT TOTAL		3	2	11	5	10	8	47	58	406	456	1,006
0070	WESTMINSTER 50	0496	BAKER ELEMENTARY SCHOOL	PK	0	0	0	0	0	18	12	0	2	32	
0070	WESTMINSTER 50	0496	BAKER ELEMENTARY SCHOOL	HALF DAY	1	0	0	1	0	17	21	3	4	47	
0070	WESTMINSTER 50	0496	BAKER ELEMENTARY SCHOOL	1ST	0	1	0	1	0	27	33	3	1	66	
0070	WESTMINSTER 50	0496	BAKER ELEMENTARY SCHOOL	2ND	1	1	1	1	1	26	21	4	3	59	
0070	WESTMINSTER 50	0496	BAKER ELEMENTARY SCHOOL	3RD	1	0	2	0	0	24	18	4	2	51	
0070	WESTMINSTER 50	0496	BAKER ELEMENTARY SCHOOL	4TH	0	1	0	1	1	20	21	3	1	48	
0070	WESTMINSTER 50	0496	BAKER ELEMENTARY SCHOOL	5TH	0	0	1	1	0	20	27	5	3	57	
0070	WESTMINSTER 50	0496	BAKER ELEMENTARY SCHOOL	SCHOOL 1	3	2	4	4	3	152	153	22	16	360	
0070	WESTMINSTER 50	0788	BERKELEY GARDENS ELEMENTARY SCHOOL	HALF DAY	0	0	0	2	0	2	14	23	4	8	53
0070	WESTMINSTER 50	0788	BERKELEY GARDENS ELEMENTARY SCHOOL	1ST	0	0	2	0	0	27	21	3	3	56	
0070	WESTMINSTER 50	0788	BERKELEY GARDENS ELEMENTARY SCHOOL	2ND	0	0	0	1	0	18	21	4	6	50	
0070	WESTMINSTER 50	0788	BERKELEY GARDENS ELEMENTARY SCHOOL	3RD	0	0	0	0	0	14	16	1	6	37	
0070	WESTMINSTER 50	0788	BERKELEY GARDENS ELEMENTARY SCHOOL	4TH	1	0	0	0	1	18	16	1	4	41	
0070	WESTMINSTER 50	0788	BERKELEY GARDENS ELEMENTARY SCHOOL	5TH	0	0	0	0	1	20	23	4	3	51	
0070	WESTMINSTER 50	0788	BERKELEY GARDENS ELEMENTARY SCHOOL	SCHOOL 1	1	0	2	3	2	111	120	17	30	288	

COLORADO DEPARTMENT OF EDUCATION
FALL 2007 PUPIL MEMBERSHIP BY DISTRICT, SCHOOL, GRADE, RACE/ETHNICITY, AND GENDER

District Code	DISTRICT	School Code	SCHOOL	GRADE	AMERICAN INDIAN OR ALASKAN NATIVE	AMERICAN INDIAN OR ALASKAN NATIVE	ASIAN OR PACIFIC ISLANDER	ASIAN OR PACIFIC ISLANDER	BLACK (NOT HISPANIC)	BLACK (NOT HISPANIC)	HISPANIC	HISPANIC	WHITE (NOT HISPANIC)	WHITE (NOT HISPANIC)	Total
					FEMALE	MALE	FEMALE	MALE	FEMALE	MALE	FEMALE	MALE	FEMALE	MALE	
0070	WESTMINSTER 50	1622	CLARA E. METZ ELEMENTARY SCHOOL	HALF DAY	1	0	2	1	0	0	21	24	4	3	56
0070	WESTMINSTER 50	1622	CLARA E. METZ ELEMENTARY SCHOOL	1ST	1	1	2	1	2	3	28	34	1	3	76
0070	WESTMINSTER 50	1622	CLARA E. METZ ELEMENTARY SCHOOL	2ND	2	0	3	3	0	0	30	34	3	2	77
0070	WESTMINSTER 50	1622	CLARA E. METZ ELEMENTARY SCHOOL	3RD	0	0	1	2	2	0	27	32	4	5	73
0070	WESTMINSTER 50	1622	CLARA E. METZ ELEMENTARY SCHOOL	4TH	1	0	1	2	1	1	25	33	5	4	73
0070	WESTMINSTER 50	1622	CLARA E. METZ ELEMENTARY SCHOOL	5TH	0	2	1	1	0	1	33	23	5	4	70
0070	WESTMINSTER 50	1622	CLARA E. METZ ELEMENTARY SCHOOL	SCHOOL 1	5	3	10	10	5	5	164	180	22	21	425
0070	WESTMINSTER 50	1666	CLEAR LAKE MIDDLE SCHOOL	6TH	3	0	13	10	2	3	82	71	19	21	224
0070	WESTMINSTER 50	1666	CLEAR LAKE MIDDLE SCHOOL	7TH	2	0	9	8	3	5	89	76	17	24	233
0070	WESTMINSTER 50	1666	CLEAR LAKE MIDDLE SCHOOL	8TH	3	2	14	12	2	1	112	82	26	22	276
0070	WESTMINSTER 50	1666	CLEAR LAKE MIDDLE SCHOOL	SCHOOL 1	8	2	36	30	7	9	283	229	62	67	733
0070	WESTMINSTER 50	2035	CROWN POINTE CHARTER ACADEMY	HALF DAY	1	2	1	1	0	0	6	10	21	9	51
0070	WESTMINSTER 50	2035	CROWN POINTE CHARTER ACADEMY	1ST	0	0	1	0	1	1	10	8	12	18	51
0070	WESTMINSTER 50	2035	CROWN POINTE CHARTER ACADEMY	2ND	0	0	0	0	0	0	7	5	8	6	26
0070	WESTMINSTER 50	2035	CROWN POINTE CHARTER ACADEMY	3RD	1	0	1	0	0	0	5	4	6	9	26
0070	WESTMINSTER 50	2035	CROWN POINTE CHARTER ACADEMY	4TH	0	1	1	1	0	0	3	5	11	5	26
0070	WESTMINSTER 50	2035	CROWN POINTE CHARTER ACADEMY	5TH	0	0	1	1	0	0	4	2	7	11	26
0070	WESTMINSTER 50	2035	CROWN POINTE CHARTER ACADEMY	6TH	0	0	0	1	2	2	5	3	6	11	30
0070	WESTMINSTER 50	2035	CROWN POINTE CHARTER ACADEMY	7TH	1	0	0	0	0	0	3	7	5	8	24
0070	WESTMINSTER 50	2035	CROWN POINTE CHARTER ACADEMY	8TH	0	0	1	1	0	0	2	3	6	9	22
0070	WESTMINSTER 50	2035	CROWN POINTE CHARTER ACADEMY	SCHOOL 1	3	2	6	5	3	3	45	47	82	86	282
0070	WESTMINSTER 50	2876	FAIRVIEW ELEMENTARY SCHOOL	HALF DAY	1	0	0	0	0	1	18	28	2	1	51
0070	WESTMINSTER 50	2876	FAIRVIEW ELEMENTARY SCHOOL	1ST	0	0	1	1	0	0	16	22	2	5	47
0070	WESTMINSTER 50	2876	FAIRVIEW ELEMENTARY SCHOOL	2ND	0	0	3	3	1	0	27	17	5	3	59
0070	WESTMINSTER 50	2876	FAIRVIEW ELEMENTARY SCHOOL	3RD	1	0	3	1	0	0	19	26	2	2	54
0070	WESTMINSTER 50	2876	FAIRVIEW ELEMENTARY SCHOOL	4TH	1	0	1	1	1	1	19	24	5	2	55
0070	WESTMINSTER 50	2876	FAIRVIEW ELEMENTARY SCHOOL	5TH	0	0	0	0	0	1	21	23	2	4	51
0070	WESTMINSTER 50	2876	FAIRVIEW ELEMENTARY SCHOOL	SCHOOL 1	2	0	8	6	2	3	120	140	18	17	317
0070	WESTMINSTER 50	3144	FRANCIS M. DAY ELEMENTARY SCHOOL	PK	0	0	0	0	0	0	10	17	0	1	28
0070	WESTMINSTER 50	3144	FRANCIS M. DAY ELEMENTARY SCHOOL	HALF DAY	1	0	0	1	0	0	23	35	1	1	62
0070	WESTMINSTER 50	3144	FRANCIS M. DAY ELEMENTARY SCHOOL	1ST	1	2	1	4	0	0	23	23	0	3	57
0070	WESTMINSTER 50	3144	FRANCIS M. DAY ELEMENTARY SCHOOL	2ND	1	1	1	0	0	0	28	28	2	2	63
0070	WESTMINSTER 50	3144	FRANCIS M. DAY ELEMENTARY SCHOOL	3RD	0	0	0	1	0	0	17	19	0	1	38
0070	WESTMINSTER 50	3144	FRANCIS M. DAY ELEMENTARY SCHOOL	4TH	0	0	2	0	0	0	18	18	0	2	40
0070	WESTMINSTER 50	3144	FRANCIS M. DAY ELEMENTARY SCHOOL	5TH	0	0	1	1	0	0	17	16	2	0	38
0070	WESTMINSTER 50	3144	FRANCIS M. DAY ELEMENTARY SCHOOL	SCHOOL 1	3	2	5	6	0	0	136	156	5	10	326
0070	WESTMINSTER 50	3649	GREGORY HILL PRESCHOOL	PK	1	0	4	8	0	3	89	113	22	26	266
0070	WESTMINSTER 50	3649	GREGORY HILL PRESCHOOL	HALF DAY	0	0	0	1	0	0	1	1	0	1	4
0070	WESTMINSTER 50	3649	GREGORY HILL PRESCHOOL	KINDERG	0	0	0	0	0	0	13	15	1	7	36
0070	WESTMINSTER 50	3649	GREGORY HILL PRESCHOOL	SCHOOL 1	1	0	4	9	0	3	103	129	23	34	306
0070	WESTMINSTER 50	3792	HARRIS PARK ELEMENTARY SCHOOL	HALF DAY	0	0	4	1	2	4	17	14	7	9	58
0070	WESTMINSTER 50	3792	HARRIS PARK ELEMENTARY SCHOOL	1ST	0	0	1	3	2	2	17	42	10	8	85
0070	WESTMINSTER 50	3792	HARRIS PARK ELEMENTARY SCHOOL	2ND	0	0	2	3	1	0	23	26	16	14	85
0070	WESTMINSTER 50	3792	HARRIS PARK ELEMENTARY SCHOOL	3RD	0	0	1	1	2	1	25	22	8	13	72
0070	WESTMINSTER 50	3792	HARRIS PARK ELEMENTARY SCHOOL	4TH	0	1	2	1	0	1	23	21	4	14	67
0070	WESTMINSTER 50	3792	HARRIS PARK ELEMENTARY SCHOOL	5TH	0	0	1	6	0	0	19	23	11	11	71
0070	WESTMINSTER 50	3792	HARRIS PARK ELEMENTARY SCHOOL	SCHOOL 1	0	1	10	15	7	8	124	148	56	69	438
0070	WESTMINSTER 50	3931	HIDDEN LAKE HIGH SCHOOL	9TH	0	2	1	1	0	0	26	16	5	8	59
0070	WESTMINSTER 50	3931	HIDDEN LAKE HIGH SCHOOL	10TH	0	0	0	1	0	0	15	13	1	4	34
0070	WESTMINSTER 50	3931	HIDDEN LAKE HIGH SCHOOL	11TH	0	0	0	0	1	0	14	16	6	4	41
0070	WESTMINSTER 50	3931	HIDDEN LAKE HIGH SCHOOL	12TH	0	0	0	0	0	0	12	5	4	6	27
0070	WESTMINSTER 50	3931	HIDDEN LAKE HIGH SCHOOL	SCHOOL 1	0	2	1	2	1	0	67	50	16	22	161
0070	WESTMINSTER 50	4326	IVER C. RANUM HIGH SCHOOL	9TH	2	3	16	13	3	4	151	161	49	61	463
0070	WESTMINSTER 50	4326	IVER C. RANUM HIGH SCHOOL	10TH	1	0	12	8	5	3	108	93	45	36	311
0070	WESTMINSTER 50	4326	IVER C. RANUM HIGH SCHOOL	11TH	2	1	11	11	2	1	87	84	40	30	269
0070	WESTMINSTER 50	4326	IVER C. RANUM HIGH SCHOOL	12TH	0	0	9	12	1	3	81	61	48	51	266
0070	WESTMINSTER 50	4326	IVER C. RANUM HIGH SCHOOL	SCHOOL 1	5	4	48	44	11	11	427	399	182	178	1,309
0070	WESTMINSTER 50	5388	M. SCOTT CARPENTER MIDDLE SCHOOL	6TH	0	0	0	1	2	4	107	102	8	19	243
0070	WESTMINSTER 50	5388	M. SCOTT CARPENTER MIDDLE SCHOOL	7TH	1	2	4	7	2	4	87	95	14	11	227
0070	WESTMINSTER 50	5388	M. SCOTT CARPENTER MIDDLE SCHOOL	8TH	0	2	1	1	3	76	94	18	13	208	
0070	WESTMINSTER 50	5388	M. SCOTT CARPENTER MIDDLE SCHOOL	SCHOOL 1	1	2	6	9	5	11	270	291	40	43	678
0070	WESTMINSTER 50	5834	MESA ELEMENTARY SCHOOL	PK	1	0	0	1	0	0	6	3	7	2	20
0070	WESTMINSTER 50	5834	MESA ELEMENTARY SCHOOL	HALF DAY	0	0	3	1	1	0	37	21	11	8	82
0070	WESTMINSTER 50	5834	MESA ELEMENTARY SCHOOL	1ST	0	0	3	2	0	0	28	24	12	19	88
0070	WESTMINSTER 50	5834	MESA ELEMENTARY SCHOOL	2ND	0	1	2	5	1	0	27	24	11	17	88
0070	WESTMINSTER 50	5834	MESA ELEMENTARY SCHOOL	3RD	0	1	3	1	1	1	17	8	13	10	55
0070	WESTMINSTER 50	5834	MESA ELEMENTARY SCHOOL	4TH	0	0	1	3	0	1	20	21	14	15	75

COLORADO DEPARTMENT OF EDUCATION
FALL 2007 PUPIL MEMBERSHIP BY DISTRICT, SCHOOL, GRADE, RACE/ETHNICITY, AND GENDER

District Code	DISTRICT	School Code	SCHOOL	GRADE	AMERICAN INDIAN OR ALASKAN NATIVE	AMERICAN INDIAN OR ALASKAN NATIVE	ASIAN OR PACIFIC ISLANDER	ASIAN OR PACIFIC ISLANDER	BLACK (NOT HISPANIC)	BLACK (NOT HISPANIC)	HISPANIC	HISPANIC	WHITE (NOT HISPANIC)	WHITE (NOT HISPANIC)	Total
					FEMALE	MALE	FEMALE	MALE	FEMALE	MALE	FEMALE	MALE	FEMALE	MALE	
0070	WESTMINSTER 50	5834	MESA ELEMENTARY SCHOOL	5TH	0	0	1	4	0	0	13	16	14	16	64
0070	WESTMINSTER 50	5834	MESA ELEMENTARY SCHOOL	SCHOOL 1	1	2	13	17	3	2	148	117	82	87	472
0070	WESTMINSTER 50	7810	FLYNN ELEMENTARY SCHOOL	HALF DAY	1	0	3	1	1	0	8	12	12	10	48
0070	WESTMINSTER 50	7810	FLYNN ELEMENTARY SCHOOL	1ST	0	0	3	1	1	0	18	22	12	11	68
0070	WESTMINSTER 50	7810	FLYNN ELEMENTARY SCHOOL	2ND	0	0	2	1	0	0	11	26	13	11	64
0070	WESTMINSTER 50	7810	FLYNN ELEMENTARY SCHOOL	3RD	0	0	4	1	1	0	13	14	12	24	69
0070	WESTMINSTER 50	7810	FLYNN ELEMENTARY SCHOOL	4TH	1	0	2	2	1	3	15	17	11	9	61
0070	WESTMINSTER 50	7810	FLYNN ELEMENTARY SCHOOL	5TH	0	0	5	2	1	1	18	14	11	11	63
0070	WESTMINSTER 50	7810	FLYNN ELEMENTARY SCHOOL	SCHOOL 1	2	0	19	8	5	4	83	105	71	76	373
0070	WESTMINSTER 50	7812	SHAW HEIGHTS MIDDLE SCHOOL	6TH	3	1	6	6	4	3	68	60	39	57	247
0070	WESTMINSTER 50	7812	SHAW HEIGHTS MIDDLE SCHOOL	7TH	3	0	10	8	2	4	64	51	51	50	243
0070	WESTMINSTER 50	7812	SHAW HEIGHTS MIDDLE SCHOOL	8TH	4	4	9	14	4	3	53	49	53	61	252
0070	WESTMINSTER 50	7812	SHAW HEIGHTS MIDDLE SCHOOL	SCHOOL 1	8	5	25	28	10	10	185	160	143	168	742
0070	WESTMINSTER 50	7860	SHERRELWOOD ELEMENTARY SCHOOL	HALF DAY	0	0	1	1	0	0	15	17	2	3	39
0070	WESTMINSTER 50	7860	SHERRELWOOD ELEMENTARY SCHOOL	1ST	1	0	0	0	1	0	17	24	3	7	53
0070	WESTMINSTER 50	7860	SHERRELWOOD ELEMENTARY SCHOOL	2ND	0	0	0	1	0	1	20	22	5	5	54
0070	WESTMINSTER 50	7860	SHERRELWOOD ELEMENTARY SCHOOL	3RD	1	1	2	0	1	1	25	19	3	3	56
0070	WESTMINSTER 50	7860	SHERRELWOOD ELEMENTARY SCHOOL	4TH	1	1	2	1	1	0	18	17	4	3	47
0070	WESTMINSTER 50	7860	SHERRELWOOD ELEMENTARY SCHOOL	5TH	1	0	0	0	0	0	16	22	1	2	42
0070	WESTMINSTER 50	7860	SHERRELWOOD ELEMENTARY SCHOOL	SCHOOL 1*	4	1	5	3	3	2	111	121	18	23	291
0070	WESTMINSTER 50	7952	SKYLINE VISTA ELEMENTARY SCHOOL	PK	0	0	3	1	0	0	13	11	1	3	32
0070	WESTMINSTER 50	7952	SKYLINE VISTA ELEMENTARY SCHOOL	HALF DAY	0	0	1	2	0	0	25	30	3	2	63
0070	WESTMINSTER 50	7952	SKYLINE VISTA ELEMENTARY SCHOOL	1ST	2	1	1	2	0	0	27	26	1	4	64
0070	WESTMINSTER 50	7952	SKYLINE VISTA ELEMENTARY SCHOOL	2ND	1	0	1	0	0	0	25	28	2	4	61
0070	WESTMINSTER 50	7952	SKYLINE VISTA ELEMENTARY SCHOOL	3RD	0	1	0	3	0	0	26	29	4	3	66
0070	WESTMINSTER 50	7952	SKYLINE VISTA ELEMENTARY SCHOOL	4TH	0	1	3	3	0	0	20	31	3	3	64
0070	WESTMINSTER 50	7952	SKYLINE VISTA ELEMENTARY SCHOOL	5TH	0	0	2	2	0	0	12	27	0	3	46
0070	WESTMINSTER 50	7952	SKYLINE VISTA ELEMENTARY SCHOOL	SCHOOL 1	3	3	11	13	0	0	148	182	14	22	396
0070	WESTMINSTER 50	8406	SUNSET RIDGE ELEMENTARY SCHOOL	HALF DAY	0	0	0	2	0	1	16	17	9	10	56
0070	WESTMINSTER 50	8406	SUNSET RIDGE ELEMENTARY SCHOOL	1ST	2	0	5	0	0	2	18	16	7	15	65
0070	WESTMINSTER 50	8406	SUNSET RIDGE ELEMENTARY SCHOOL	2ND	0	1	2	3	0	0	16	24	14	13	73
0070	WESTMINSTER 50	8406	SUNSET RIDGE ELEMENTARY SCHOOL	3RD	0	1	1	2	1	0	15	27	11	11	68
0070	WESTMINSTER 50	8406	SUNSET RIDGE ELEMENTARY SCHOOL	4TH	0	0	1	2	0	1	18	16	10	9	57
0070	WESTMINSTER 50	8406	SUNSET RIDGE ELEMENTARY SCHOOL	5TH	0	0	0	1	0	0	13	13	8	11	46
0070	WESTMINSTER 50	8406	SUNSET RIDGE ELEMENTARY SCHOOL	SCHOOL 1	2	2	9	10	1	4	96	113	59	69	365
0070	WESTMINSTER 50	8798	TENNYSON KNOLLS ELEMENTARY SCHOOL	HALF DAY	1	1	1	3	3	0	14	26	6	8	62
0070	WESTMINSTER 50	8798	TENNYSON KNOLLS ELEMENTARY SCHOOL	1ST	1	0	5	3	0	0	15	18	1	6	49
0070	WESTMINSTER 50	8798	TENNYSON KNOLLS ELEMENTARY SCHOOL	2ND	0	1	6	2	0	0	12	17	6	4	48
0070	WESTMINSTER 50	8798	TENNYSON KNOLLS ELEMENTARY SCHOOL	3RD	0	0	4	3	1	2	17	22	6	5	60
0070	WESTMINSTER 50	8798	TENNYSON KNOLLS ELEMENTARY SCHOOL	4TH	0	1	3	3	0	0	17	20	2	7	53
0070	WESTMINSTER 50	8798	TENNYSON KNOLLS ELEMENTARY SCHOOL	5TH	0	0	1	4	1	0	22	22	5	9	64
0070	WESTMINSTER 50	8798	TENNYSON KNOLLS ELEMENTARY SCHOOL	SCHOOL 1	2	3	22	18	2	2	97	125	26	39	336
0070	WESTMINSTER 50	9462	WESTMINSTER ELEMENTARY SCHOOL	HALF DAY	0	1	1	0	1	0	17	22	6	6	54
0070	WESTMINSTER 50	9462	WESTMINSTER ELEMENTARY SCHOOL	1ST	1	0	0	0	0	2	20	16	7	7	53
0070	WESTMINSTER 50	9462	WESTMINSTER ELEMENTARY SCHOOL	2ND	0	1	0	1	0	0	19	24	4	6	55
0070	WESTMINSTER 50	9462	WESTMINSTER ELEMENTARY SCHOOL	3RD	1	1	0	1	1	1	13	17	4	4	43
0070	WESTMINSTER 50	9462	WESTMINSTER ELEMENTARY SCHOOL	4TH	0	2	1	0	0	0	12	12	1	6	34
0070	WESTMINSTER 50	9462	WESTMINSTER ELEMENTARY SCHOOL	5TH	0	1	0	0	0	1	19	13	3	3	40
0070	WESTMINSTER 50	9462	WESTMINSTER ELEMENTARY SCHOOL	SCHOOL 1	2	6	2	2	2	4	100	104	25	32	279
0070	WESTMINSTER 50	9466	WESTMINSTER HIGH SCHOOL	9TH	1	4	7	18	3	5	118	122	68	64	410
0070	WESTMINSTER 50	9466	WESTMINSTER HIGH SCHOOL	10TH	1	2	15	17	2	1	60	46	36	38	218
0070	WESTMINSTER 50	9466	WESTMINSTER HIGH SCHOOL	11TH	0	1	11	13	1	5	60	74	34	51	250
0070	WESTMINSTER 50	9466	WESTMINSTER HIGH SCHOOL	12TH	2	0	9	12	3	6	61	44	35	42	214
0070	WESTMINSTER 50	9466	WESTMINSTER HIGH SCHOOL	SCHOOL 1	4	7	42	60	9	17	299	286	173	195	1,092
0070	WESTMINSTER 50		DISTRICT TOTAL		60	53	288	302	81	101	3,269	3,355	1,156	1,304	9,969
0100	ALAMOSA RE-11J	0114	ORTEGA MIDDLE SCHOOL	6TH	1	0	0	1	0	2	39	56	28	32	159
0100	ALAMOSA RE-11J	0114	ORTEGA MIDDLE SCHOOL	7TH	0	2	1	1	1	1	35	41	31	45	158
0100	ALAMOSA RE-11J	0114	ORTEGA MIDDLE SCHOOL	8TH	1	0	1	1	0	0	48	55	22	33	161
0100	ALAMOSA RE-11J	0114	ORTEGA MIDDLE SCHOOL	SCHOOL 1	2	2	2	3	1	3	122	152	81	110	478
0100	ALAMOSA RE-11J	0118	ALAMOSA HIGH SCHOOL	9TH	2	0	2	0	0	0	50	50	33	33	170
0100	ALAMOSA RE-11J	0118	ALAMOSA HIGH SCHOOL	10TH	1	2	1	0	0	0	45	48	34	37	168
0100	ALAMOSA RE-11J	0118	ALAMOSA HIGH SCHOOL	11TH	0	0	4	5	1	0	46	32	36	27	151
0100	ALAMOSA RE-11J	0118	ALAMOSA HIGH SCHOOL	12TH	1	0	0	1	0	1	25	31	29	29	117
0100	ALAMOSA RE-11J	0118	ALAMOSA HIGH SCHOOL	SCHOOL 1	4	2	7	6	1	1	166	161	132	126	606
0100	ALAMOSA RE-11J	0119	ALAMOSA OPEN SCHOOL	9TH	0	0	0	0	0	0	4	4	2	1	11
0100	ALAMOSA RE-11J	0119	ALAMOSA OPEN SCHOOL	10TH	0	0	0	0	0	0	6	5	4	1	16
0100	ALAMOSA RE-11J	0119	ALAMOSA OPEN SCHOOL	11TH	0	0	0	0	0	0	9	3	1	1	14

COLORADO DEPARTMENT OF EDUCATION
FALL 2007 PUPIL MEMBERSHIP BY DISTRICT, SCHOOL, GRADE, RACE/ETHNICITY, AND GENDER

District Code	DISTRICT	School Code	SCHOOL	GRADE	AMERICAN INDIAN OR ALASKAN NATIVE	AMERICAN INDIAN OR ALASKAN NATIVE	ASIAN OR PACIFIC ISLANDER	ASIAN OR PACIFIC ISLANDER	BLACK (NOT HISPANIC)	BLACK (NOT HISPANIC)	HISPANIC	HISPANIC	WHITE (NOT HISPANIC)	WHITE (NOT HISPANIC)	Total
					FEMALE	MALE	FEMALE	MALE	FEMALE	MALE	FEMALE	MALE	FEMALE	MALE	
0100	ALAMOSA RE-11J	0119	ALAMOSA OPEN SCHOOL	12TH	0	0	0	0	0	0	5	5	4	0	14
0100	ALAMOSA RE-11J	0119	ALAMOSA OPEN SCHOOL	SCHOOL 1	0	0	0	0	0	0	24	17	11	3	55
0100	ALAMOSA RE-11J	0944	BOYD ELEMENTARY SCHOOL	2ND	0	1	1	0	0	1	56	46	35	29	168
0100	ALAMOSA RE-11J	0944	BOYD ELEMENTARY SCHOOL	3RD	3	1	1	0	0	0	42	47	32	25	151
0100	ALAMOSA RE-11J	0944	BOYD ELEMENTARY SCHOOL	SCHOOL 1	3	1	2	0	0	1	98	93	67	54	319
0100	ALAMOSA RE-11J	2402	POLSTON ELEMENTARY SCHOOL	HALF DAY	1	1	0	0	0	1	12	18	14	7	54
0100	ALAMOSA RE-11J	2402	POLSTON ELEMENTARY SCHOOL	KINDERG/	1	0	1	0	0	1	32	39	16	11	101
0100	ALAMOSA RE-11J	2402	POLSTON ELEMENTARY SCHOOL	1ST	1	0	1	0	1	3	63	57	27	33	186
0100	ALAMOSA RE-11J	2402	POLSTON ELEMENTARY SCHOOL	SCHOOL 1	3	1	2	0	1	5	107	114	57	51	341
0100	ALAMOSA RE-11J	2818	EVANS ELEMENTARY SCHOOL	4TH	1	0	0	0	0	0	62	47	43	39	192
0100	ALAMOSA RE-11J	2818	EVANS ELEMENTARY SCHOOL	5TH	1	0	0	0	0	1	42	55	26	31	156
0100	ALAMOSA RE-11J	2818	EVANS ELEMENTARY SCHOOL	SCHOOL 1	2	0	0	0	0	1	104	102	69	70	348
0100	ALAMOSA RE-11J		DISTRICT TOTAL		14	6	13	9	3	11	621	639	417	414	2,147
0110	SANGRE DE CRISTO RE-22J	7626	SANGRE DE CRISTO ELEMENTARY SCHOOL	PK	0	0	0	0	0	0	2	2	8	3	15
0110	SANGRE DE CRISTO RE-22J	7626	SANGRE DE CRISTO ELEMENTARY SCHOOL	KINDERG/	0	0	0	0	0	0	6	3	16	5	30
0110	SANGRE DE CRISTO RE-22J	7626	SANGRE DE CRISTO ELEMENTARY SCHOOL	1ST	0	0	0	0	0	0	2	3	5	10	20
0110	SANGRE DE CRISTO RE-22J	7626	SANGRE DE CRISTO ELEMENTARY SCHOOL	2ND	0	0	0	0	0	0	3	2	4	9	18
0110	SANGRE DE CRISTO RE-22J	7626	SANGRE DE CRISTO ELEMENTARY SCHOOL	3RD	0	0	0	0	0	0	4	2	5	10	21
0110	SANGRE DE CRISTO RE-22J	7626	SANGRE DE CRISTO ELEMENTARY SCHOOL	4TH	0	0	0	1	0	0	4	2	10	8	25
0110	SANGRE DE CRISTO RE-22J	7626	SANGRE DE CRISTO ELEMENTARY SCHOOL	5TH	0	0	1	0	0	0	3	4	8	7	23
0110	SANGRE DE CRISTO RE-22J	7626	SANGRE DE CRISTO ELEMENTARY SCHOOL	6TH	0	0	0	0	0	0	2	2	4	14	22
0110	SANGRE DE CRISTO RE-22J	7626	SANGRE DE CRISTO ELEMENTARY SCHOOL	SCHOOL 1	0	0	1	1	0	0	26	20	60	66	174
0110	SANGRE DE CRISTO RE-22J	7630	SANGRE DE CRISTO UNDIVIDED HIGH SCHOOL	7TH	0	0	0	3	0	0	2	6	7	8	26
0110	SANGRE DE CRISTO RE-22J	7630	SANGRE DE CRISTO UNDIVIDED HIGH SCHOOL	8TH	0	0	0	1	0	0	4	0	6	16	27
0110	SANGRE DE CRISTO RE-22J	7630	SANGRE DE CRISTO UNDIVIDED HIGH SCHOOL	9TH	3	1	1	1	0	0	4	2	8	10	30
0110	SANGRE DE CRISTO RE-22J	7630	SANGRE DE CRISTO UNDIVIDED HIGH SCHOOL	10TH	0	0	0	0	0	1	1	4	6	7	22
0110	SANGRE DE CRISTO RE-22J	7630	SANGRE DE CRISTO UNDIVIDED HIGH SCHOOL	11TH	0	0	0	2	0	0	4	3	11	9	29
0110	SANGRE DE CRISTO RE-22J	7630	SANGRE DE CRISTO UNDIVIDED HIGH SCHOOL	12TH	0	0	1	0	1	0	1	1	10	8	22
0110	SANGRE DE CRISTO RE-22J	7630	SANGRE DE CRISTO UNDIVIDED HIGH SCHOOL	SCHOOL 1	5	2	2	7	1	1	16	16	48	58	156
0110	SANGRE DE CRISTO RE-22J		DISTRICT TOTAL		5	2	3	8	1	1	42	36	108	124	330
0120	ENGLEWOOD 1	0206	COLORADO'S FINEST ALTERNATIVE HIGH SCHOOL	9TH	1	5	0	0	1	4	18	19	26	19	93
0120	ENGLEWOOD 1	0206	COLORADO'S FINEST ALTERNATIVE HIGH SCHOOL	10TH	3	2	1	1	2	4	36	31	34	39	153
0120	ENGLEWOOD 1	0206	COLORADO'S FINEST ALTERNATIVE HIGH SCHOOL	11TH	1	1	2	2	4	1	26	28	42	56	163
0120	ENGLEWOOD 1	0206	COLORADO'S FINEST ALTERNATIVE HIGH SCHOOL	12TH	1	1	0	3	0	3	15	21	41	49	131
0120	ENGLEWOOD 1	0206	COLORADO'S FINEST ALTERNATIVE HIGH SCHOOL	SCHOOL 1	6	9	3	3	10	9	95	99	143	163	540
0120	ENGLEWOOD 1	1514	CHARLES HAY ELEMENTARY SCHOOL	HALF DAY	0	0	0	0	0	0	0	1	1	0	2
0120	ENGLEWOOD 1	1514	CHARLES HAY ELEMENTARY SCHOOL	KINDERG/	0	0	1	0	0	0	5	2	10	10	28
0120	ENGLEWOOD 1	1514	CHARLES HAY ELEMENTARY SCHOOL	1ST	0	1	0	1	0	1	5	4	9	21	42
0120	ENGLEWOOD 1	1514	CHARLES HAY ELEMENTARY SCHOOL	2ND	2	0	0	2	1	2	6	3	10	13	39
0120	ENGLEWOOD 1	1514	CHARLES HAY ELEMENTARY SCHOOL	3RD	2	0	1	0	1	0	5	4	11	6	30
0120	ENGLEWOOD 1	1514	CHARLES HAY ELEMENTARY SCHOOL	4TH	0	0	1	0	0	1	2	3	9	18	34
0120	ENGLEWOOD 1	1514	CHARLES HAY ELEMENTARY SCHOOL	5TH	0	0	0	0	0	0	6	8	11	9	34
0120	ENGLEWOOD 1	1514	CHARLES HAY ELEMENTARY SCHOOL	SCHOOL 1	4	1	3	3	2	4	29	25	61	77	209
0120	ENGLEWOOD 1	1556	CHERRELYN ELEMENTARY SCHOOL	HALF DAY	1	0	0	0	0	0	1	1	6	3	12
0120	ENGLEWOOD 1	1556	CHERRELYN ELEMENTARY SCHOOL	KINDERG/	0	1	0	0	1	1	2	3	9	10	27
0120	ENGLEWOOD 1	1556	CHERRELYN ELEMENTARY SCHOOL	1ST	0	0	2	2	0	2	4	4	15	16	45
0120	ENGLEWOOD 1	1556	CHERRELYN ELEMENTARY SCHOOL	2ND	0	1	0	0	0	3	2	5	10	12	33
0120	ENGLEWOOD 1	1556	CHERRELYN ELEMENTARY SCHOOL	3RD	2	0	0	1	2	0	4	6	14	18	47
0120	ENGLEWOOD 1	1556	CHERRELYN ELEMENTARY SCHOOL	4TH	3	0	0	1	0	1	7	7	20	14	47
0120	ENGLEWOOD 1	1556	CHERRELYN ELEMENTARY SCHOOL	5TH	1	3	0	0	0	2	2	4	17	19	48
0120	ENGLEWOOD 1	1556	CHERRELYN ELEMENTARY SCHOOL	SCHOOL 1	7	5	2	4	3	9	16	30	91	92	259
0120	ENGLEWOOD 1	1652	CLAYTON ELEMENTARY SCHOOL	HALF DAY	0	0	0	0	1	3	2	4	7	18	34
0120	ENGLEWOOD 1	1652	CLAYTON ELEMENTARY SCHOOL	KINDERG/	0	2	0	0	0	3	9	4	11	11	40
0120	ENGLEWOOD 1	1652	CLAYTON ELEMENTARY SCHOOL	1ST	1	0	1	0	1	3	10	10	19	13	58
0120	ENGLEWOOD 1	1652	CLAYTON ELEMENTARY SCHOOL	2ND	3	3	1	0	2	5	8	14	18	16	70
0120	ENGLEWOOD 1	1652	CLAYTON ELEMENTARY SCHOOL	3RD	0	0	0	1	0	4	7	11	16	10	49
0120	ENGLEWOOD 1	1652	CLAYTON ELEMENTARY SCHOOL	4TH	0	1	0	0	3	3	10	14	18	18	67
0120	ENGLEWOOD 1	1652	CLAYTON ELEMENTARY SCHOOL	5TH	0	0	0	0	2	2	7	9	17	13	50
0120	ENGLEWOOD 1	1652	CLAYTON ELEMENTARY SCHOOL	SCHOOL 1	4	6	2	1	9	21	54	64	103	88	352
0120	ENGLEWOOD 1	2746	ENGLEWOOD HIGH SCHOOL	9TH	5	4	1	2	6	1	21	33	63	73	209
0120	ENGLEWOOD 1	2746	ENGLEWOOD HIGH SCHOOL	10TH	0	1	2	2	7	7	28	35	68	76	226
0120	ENGLEWOOD 1	2746	ENGLEWOOD HIGH SCHOOL	11TH	4	1	3	1	3	3	23	24	70	63	195
0120	ENGLEWOOD 1	2746	ENGLEWOOD HIGH SCHOOL	12TH	2	0	4	4	6	5	19	17	54	77	188
0120	ENGLEWOOD 1	2746	ENGLEWOOD HIGH SCHOOL	SCHOOL 1	11	6	10	9	22	16	91	109	255	289	818
0120	ENGLEWOOD 1	2750	ENGLEWOOD LEADERSHIP ACADEMY	6TH	0	0	1	0	0	1	2	0	7	5	16
0120	ENGLEWOOD 1	2750	ENGLEWOOD LEADERSHIP ACADEMY	7TH	2	0	1	0	0	0	1	0	14	5	23
0120	ENGLEWOOD 1	2750	ENGLEWOOD LEADERSHIP ACADEMY	8TH	0	0	0	1	1	1	4	0	6	6	19

COLORADO DEPARTMENT OF EDUCATION
FALL 2007 PUPIL MEMBERSHIP BY DISTRICT, SCHOOL, GRADE, RACE/ETHNICITY, AND GENDER

District Code	DISTRICT	School Code	SCHOOL	GRADE	AMERICAN	AMERICAN	ASIAN OR	ASIAN OR	BLACK	BLACK (NOT	HISPANIC	HISPANIC	WHITE (NOT	WHITE (NOT	Total
					INDIAN OR ALASKAN NATIVE	INDIAN OR ALASKAN NATIVE	PACIFIC ISLANDER	PACIFIC ISLANDER	(NOT HISPANIC)	HISPANIC)			HISPANIC)	HISPANIC)	
0120	ENGLEWOOD 1	2750	ENGLEWOOD LEADERSHIP ACADEMY	SCHOOL 1	2	0	2	1	1	2	7	0	27	16	58
0120	ENGLEWOOD 1	2752	ENGLEWOOD MIDDLE SCHOOL	6TH	2	3	1	1	3	8	31	13	35	52	149
0120	ENGLEWOOD 1	2752	ENGLEWOOD MIDDLE SCHOOL	7TH	1	1	2	0	4	3	38	23	53	57	182
0120	ENGLEWOOD 1	2752	ENGLEWOOD MIDDLE SCHOOL	8TH	2	3	1	0	6	7	25	21	54	70	189
0120	ENGLEWOOD 1	2752	ENGLEWOOD MIDDLE SCHOOL	SCHOOL 1	5	7	4	1	13	18	94	57	142	179	520
0120	ENGLEWOOD 1	5318	LOWELL PREKINDERGARTEN	PK	1	3	1	3	4	5	43	51	46	46	203
0120	ENGLEWOOD 1	5318	LOWELL PREKINDERGARTEN	SCHOOL 1	1	3	1	3	4	5	43	51	46	46	203
0120	ENGLEWOOD 1	5398	MADDOX ELEMENTARY SCHOOL	HALF DAY	0	0	0	0	0	0	3	1	3	2	9
0120	ENGLEWOOD 1	5398	MADDOX ELEMENTARY SCHOOL	KINDERG/	0	1	0	0	0	0	6	10	3	11	31
0120	ENGLEWOOD 1	5398	MADDOX ELEMENTARY SCHOOL	1ST	0	0	0	0	0	1	13	9	9	6	38
0120	ENGLEWOOD 1	5398	MADDOX ELEMENTARY SCHOOL	2ND	0	0	0	0	1	0	8	7	11	6	33
0120	ENGLEWOOD 1	5398	MADDOX ELEMENTARY SCHOOL	3RD	1	0	0	0	0	0	10	10	11	14	46
0120	ENGLEWOOD 1	5398	MADDOX ELEMENTARY SCHOOL	4TH	1	0	0	0	0	2	7	11	11	10	42
0120	ENGLEWOOD 1	5398	MADDOX ELEMENTARY SCHOOL	5TH	0	1	0	0	1	0	6	7	6	15	36
0120	ENGLEWOOD 1	5398	MADDOX ELEMENTARY SCHOOL	SCHOOL 1	2	2	0	0	2	3	53	55	54	64	235
0120	ENGLEWOOD 1	9620	WM E BISHOP ELEMENTARY SCHOOL	HALF DAY	0	0	0	0	2	0	4	6	3	4	19
0120	ENGLEWOOD 1	9620	WM E BISHOP ELEMENTARY SCHOOL	KINDERG/	1	0	0	0	2	3	8	10	4	5	33
0120	ENGLEWOOD 1	9620	WM E BISHOP ELEMENTARY SCHOOL	1ST	0	0	0	0	2	0	7	6	6	4	26
0120	ENGLEWOOD 1	9620	WM E BISHOP ELEMENTARY SCHOOL	2ND	1	0	1	2	1	0	14	13	3	8	43
0120	ENGLEWOOD 1	9620	WM E BISHOP ELEMENTARY SCHOOL	3RD	0	0	0	0	0	0	10	12	8	8	38
0120	ENGLEWOOD 1	9620	WM E BISHOP ELEMENTARY SCHOOL	4TH	1	0	0	0	3	1	8	7	5	5	30
0120	ENGLEWOOD 1	9620	WM E BISHOP ELEMENTARY SCHOOL	5TH	2	0	0	0	0	1	8	10	5	3	29
0120	ENGLEWOOD 1	9620	WM E BISHOP ELEMENTARY SCHOOL	6TH	0	0	0	0	1	1	3	3	4	3	15
0120	ENGLEWOOD 1	9620	WM E BISHOP ELEMENTARY SCHOOL	SCHOOL 1	6	0	1	2	11	6	62	67	38	40	233
0120	ENGLEWOOD 1		DISTRICT TOTAL		48	39	28	27	77	93	544	557	960	1,054	3,427
0123	SHERIDAN 2	0138	ALICE TERRY ELEMENTARY SCHOOL	KINDERG/	2	3	3	0	5	1	41	39	16	16	126
0123	SHERIDAN 2	0138	ALICE TERRY ELEMENTARY SCHOOL	1ST	1	0	2	3	3	3	37	40	14	17	120
0123	SHERIDAN 2	0138	ALICE TERRY ELEMENTARY SCHOOL	2ND	1	0	2	2	2	2	37	33	17	16	112
0123	SHERIDAN 2	0138	ALICE TERRY ELEMENTARY SCHOOL	SCHOOL 1	4	3	7	5	10	6	115	112	47	49	358
0123	SHERIDAN 2	3054	FORT LOGAN ELEMENTARY SCHOOL	3RD	2	1	1	1	3	3	32	22	8	15	88
0123	SHERIDAN 2	3054	FORT LOGAN ELEMENTARY SCHOOL	4TH	0	1	0	1	0	2	28	34	13	12	91
0123	SHERIDAN 2	3054	FORT LOGAN ELEMENTARY SCHOOL	5TH	1	1	1	3	2	2	27	38	10	8	93
0123	SHERIDAN 2	3054	FORT LOGAN ELEMENTARY SCHOOL	SCHOOL 1	3	3	2	5	5	7	87	94	31	35	272
0123	SHERIDAN 2	7837	SHERIDAN MIDDLE SCHOOL	6TH	0	1	1	0	1	3	42	38	21	11	118
0123	SHERIDAN 2	7837	SHERIDAN MIDDLE SCHOOL	7TH	0	2	2	3	2	2	36	27	12	11	95
0123	SHERIDAN 2	7837	SHERIDAN MIDDLE SCHOOL	8TH	1	1	0	3	1	3	39	44	14	18	124
0123	SHERIDAN 2	7837	SHERIDAN MIDDLE SCHOOL	SCHOOL 1	1	2	3	6	4	8	117	109	47	40	337
0123	SHERIDAN 2	7842	SHERIDAN HIGH SCHOOL	9TH	1	1	3	2	1	1	39	43	13	12	116
0123	SHERIDAN 2	7842	SHERIDAN HIGH SCHOOL	10TH	1	1	1	2	2	1	23	24	8	14	77
0123	SHERIDAN 2	7842	SHERIDAN HIGH SCHOOL	11TH	1	0	2	1	3	2	40	24	18	13	104
0123	SHERIDAN 2	7842	SHERIDAN HIGH SCHOOL	12TH	1	0	2	0	0	1	38	38	14	25	119
0123	SHERIDAN 2	7842	SHERIDAN HIGH SCHOOL	SCHOOL 1	4	2	8	5	6	5	140	129	53	64	416
0123	SHERIDAN 2	7843	EARLY CHILDHOOD EDUCATION CENTER	PK	0	0	2	5	2	2	49	51	12	13	136
0123	SHERIDAN 2	7843	EARLY CHILDHOOD EDUCATION CENTER	SCHOOL 1	0	0	2	5	2	2	49	51	12	13	136
0123	SHERIDAN 2		DISTRICT TOTAL		12	10	22	26	27	28	508	495	190	201	1,519
0130	CHERRY CREEK 5	0000	NOT IN A SCHOOL	PK	0	0	1	1	0	1	0	1	4	5	13
0130	CHERRY CREEK 5	0000	NOT IN A SCHOOL	8TH	0	0	1	2	0	0	0	0	0	0	3
0130	CHERRY CREEK 5	0000	NOT IN A SCHOOL	9TH	0	0	0	2	0	1	0	0	0	2	5
0130	CHERRY CREEK 5	0000	NOT IN A SCHOOL	10TH	0	0	0	0	1	1	0	1	0	3	6
0130	CHERRY CREEK 5	0000	NOT IN A SCHOOL	11TH	0	0	0	0	0	0	0	0	0	2	2
0130	CHERRY CREEK 5	0000	NOT IN A SCHOOL	12TH	0	0	0	0	0	1	0	0	0	0	1
0130	CHERRY CREEK 5	0000	NOT IN A SCHOOL	SCHOOL 1	0	2	5	1	4	0	2	4	12	30	
0130	CHERRY CREEK 5	0016	FOX HOLLOW ELEMENTARY SCHOOL	PK	0	0	3	3	3	1	0	0	14	11	35
0130	CHERRY CREEK 5	0016	FOX HOLLOW ELEMENTARY SCHOOL	HALF DAY	1	0	8	12	1	5	6	7	42	55	137
0130	CHERRY CREEK 5	0016	FOX HOLLOW ELEMENTARY SCHOOL	1ST	0	0	12	12	5	9	4	4	47	46	139
0130	CHERRY CREEK 5	0016	FOX HOLLOW ELEMENTARY SCHOOL	2ND	0	0	13	10	4	6	3	8	46	47	137
0130	CHERRY CREEK 5	0016	FOX HOLLOW ELEMENTARY SCHOOL	3RD	0	1	12	10	3	7	7	5	28	49	122
0130	CHERRY CREEK 5	0016	FOX HOLLOW ELEMENTARY SCHOOL	4TH	1	0	12	6	3	4	3	49	33	114	
0130	CHERRY CREEK 5	0016	FOX HOLLOW ELEMENTARY SCHOOL	5TH	0	1	7	10	3	6	3	4	38	49	121
0130	CHERRY CREEK 5	0016	FOX HOLLOW ELEMENTARY SCHOOL	SCHOOL 1	2	2	67	63	22	37	27	31	264	290	805
0130	CHERRY CREEK 5	0018	LIBERTY MIDDLE SCHOOL	6TH	0	1	17	19	13	17	20	17	128	135	367
0130	CHERRY CREEK 5	0018	LIBERTY MIDDLE SCHOOL	7TH	0	1	29	18	25	24	10	19	160	151	437
0130	CHERRY CREEK 5	0018	LIBERTY MIDDLE SCHOOL	8TH	2	0	20	26	17	18	21	19	144	161	428
0130	CHERRY CREEK 5	0018	LIBERTY MIDDLE SCHOOL	SCHOOL 1	2	2	66	63	55	59	51	55	432	447	1,232
0130	CHERRY CREEK 5	0141	SKY VISTA MIDDLE SCHOOL	6TH	1	1	16	11	30	23	18	16	88	72	276
0130	CHERRY CREEK 5	0141	SKY VISTA MIDDLE SCHOOL	7TH	2	1	17	13	16	15	11	14	97	100	286
0130	CHERRY CREEK 5	0141	SKY VISTA MIDDLE SCHOOL	8TH	0	0	14	13	21	27	19	29	82	82	287

COLORADO DEPARTMENT OF EDUCATION
FALL 2007 PUPIL MEMBERSHIP BY DISTRICT, SCHOOL, GRADE, RACE/ETHNICITY, AND GENDER

District Code	DISTRICT	School Code	SCHOOL	GRADE	AMERICAN INDIAN OR ALASKAN NATIVE	AMERICAN INDIAN OR ALASKAN NATIVE	ASIAN OR PACIFIC ISLANDER	ASIAN OR PACIFIC ISLANDER	BLACK (NOT HISPANIC)	BLACK (NOT HISPANIC)	HISPANIC	HISPANIC	WHITE (NOT HISPANIC)	WHITE (NOT HISPANIC)	Total
					FEMALE	MALE	FEMALE	MALE	FEMALE	MALE	FEMALE	MALE	FEMALE	MALE	
0130	CHERRY CREEK 5	0141	SKY VISTA MIDDLE SCHOOL	SCHOOL 1	3	2	47	37	67	65	48	59	267	254	849
0130	CHERRY CREEK 5	0242	ANTELOPE RIDGE ELEMENTARY SCHOOL	PK	0	0	1	1	5	0	2	4	15	15	43
0130	CHERRY CREEK 5	0242	ANTELOPE RIDGE ELEMENTARY SCHOOL	HALF DAY	0	1	1	8	5	6	2	39	56	123	
0130	CHERRY CREEK 5	0242	ANTELOPE RIDGE ELEMENTARY SCHOOL	1ST	0	1	9	7	4	8	10	51	44	141	
0130	CHERRY CREEK 5	0242	ANTELOPE RIDGE ELEMENTARY SCHOOL	2ND	0	0	6	7	9	6	10	13	50	50	151
0130	CHERRY CREEK 5	0242	ANTELOPE RIDGE ELEMENTARY SCHOOL	3RD	1	0	0	5	11	7	4	4	41	29	102
0130	CHERRY CREEK 5	0242	ANTELOPE RIDGE ELEMENTARY SCHOOL	4TH	0	0	9	2	9	5	6	7	35	47	120
0130	CHERRY CREEK 5	0242	ANTELOPE RIDGE ELEMENTARY SCHOOL	5TH	1	0	7	5	4	5	5	9	32	40	108
0130	CHERRY CREEK 5	0242	ANTELOPE RIDGE ELEMENTARY SCHOOL	SCHOOL 1	2	2	33	35	50	32	41	49	263	281	788
0130	CHERRY CREEK 5	0243	COYOTE HILLS ELEMENTARY SCHOOL	PK	0	0	1	3	1	1	4	3	19	32	64
0130	CHERRY CREEK 5	0243	COYOTE HILLS ELEMENTARY SCHOOL	HALF DAY	1	0	3	5	2	5	2	2	32	39	91
0130	CHERRY CREEK 5	0243	COYOTE HILLS ELEMENTARY SCHOOL	1ST	0	1	3	5	3	1	1	1	22	40	77
0130	CHERRY CREEK 5	0243	COYOTE HILLS ELEMENTARY SCHOOL	2ND	0	1	2	3	0	5	2	2	44	43	102
0130	CHERRY CREEK 5	0243	COYOTE HILLS ELEMENTARY SCHOOL	3RD	0	1	4	3	3	2	6	35	32	86	
0130	CHERRY CREEK 5	0243	COYOTE HILLS ELEMENTARY SCHOOL	4TH	0	0	3	3	2	2	0	0	25	37	72
0130	CHERRY CREEK 5	0243	COYOTE HILLS ELEMENTARY SCHOOL	5TH	1	2	2	2	2	3	1	4	21	24	62
0130	CHERRY CREEK 5	0243	COYOTE HILLS ELEMENTARY SCHOOL	SCHOOL 1	2	4	15	25	13	20	12	18	198	247	554
0130	CHERRY CREEK 5	0348	ARROWHEAD ELEMENTARY SCHOOL	PK	0	0	1	0	0	0	0	0	0	0	1
0130	CHERRY CREEK 5	0348	ARROWHEAD ELEMENTARY SCHOOL	HALF DAY	0	1	7	6	17	5	4	12	26	32	110
0130	CHERRY CREEK 5	0348	ARROWHEAD ELEMENTARY SCHOOL	1ST	1	1	2	6	10	14	14	22	33	113	
0130	CHERRY CREEK 5	0348	ARROWHEAD ELEMENTARY SCHOOL	2ND	1	0	4	1	8	9	12	10	28	31	104
0130	CHERRY CREEK 5	0348	ARROWHEAD ELEMENTARY SCHOOL	3RD	0	0	2	3	8	11	13	16	44	33	130
0130	CHERRY CREEK 5	0348	ARROWHEAD ELEMENTARY SCHOOL	4TH	0	4	6	4	3	7	10	10	25	16	85
0130	CHERRY CREEK 5	0348	ARROWHEAD ELEMENTARY SCHOOL	5TH	0	0	2	4	6	9	7	13	26	33	100
0130	CHERRY CREEK 5	0348	ARROWHEAD ELEMENTARY SCHOOL	SCHOOL 1	2	6	23	25	52	51	60	75	171	178	643
0130	CHERRY CREEK 5	0442	ASPEN CROSSING ELEMENTARY SCHOOL	PK	4	3	5	4	6	6	4	20	20	68	
0130	CHERRY CREEK 5	0442	ASPEN CROSSING ELEMENTARY SCHOOL	HALF DAY	1	0	3	2	4	7	3	4	26	25	75
0130	CHERRY CREEK 5	0442	ASPEN CROSSING ELEMENTARY SCHOOL	1ST	0	0	2	6	6	6	4	4	27	19	74
0130	CHERRY CREEK 5	0442	ASPEN CROSSING ELEMENTARY SCHOOL	2ND	0	0	9	4	5	7	8	4	17	20	74
0130	CHERRY CREEK 5	0442	ASPEN CROSSING ELEMENTARY SCHOOL	3RD	0	1	3	3	9	4	3	15	25	66	
0130	CHERRY CREEK 5	0442	ASPEN CROSSING ELEMENTARY SCHOOL	4TH	0	0	2	2	5	3	2	6	20	17	57
0130	CHERRY CREEK 5	0442	ASPEN CROSSING ELEMENTARY SCHOOL	5TH	0	0	6	4	5	2	11	3	8	19	58
0130	CHERRY CREEK 5	0442	ASPEN CROSSING ELEMENTARY SCHOOL	SCHOOL 1	1	1	28	26	32	40	38	28	133	145	472
0130	CHERRY CREEK 5	0714	BELLEVIEW ELEMENTARY SCHOOL	PK	0	0	0	0	0	0	0	0	0	1	1
0130	CHERRY CREEK 5	0714	BELLEVIEW ELEMENTARY SCHOOL	HALF DAY	0	1	7	8	1	2	2	1	19	32	73
0130	CHERRY CREEK 5	0714	BELLEVIEW ELEMENTARY SCHOOL	1ST	1	0	7	4	1	3	1	4	33	41	95
0130	CHERRY CREEK 5	0714	BELLEVIEW ELEMENTARY SCHOOL	2ND	1	0	3	6	2	3	1	5	27	41	89
0130	CHERRY CREEK 5	0714	BELLEVIEW ELEMENTARY SCHOOL	3RD	0	0	5	7	3	1	3	3	38	42	102
0130	CHERRY CREEK 5	0714	BELLEVIEW ELEMENTARY SCHOOL	4TH	0	0	4	10	0	1	2	4	33	46	100
0130	CHERRY CREEK 5	0714	BELLEVIEW ELEMENTARY SCHOOL	5TH	0	0	12	8	1	4	1	4	40	42	109
0130	CHERRY CREEK 5	0714	BELLEVIEW ELEMENTARY SCHOOL	SCHOOL 1	2	1	38	43	8	11	13	18	190	245	569
0130	CHERRY CREEK 5	1155	BUFFALO TRAIL ELEMENTARY SCHOOL	PK	0	0	4	2	6	9	5	7	32	39	104
0130	CHERRY CREEK 5	1155	BUFFALO TRAIL ELEMENTARY SCHOOL	HALF DAY	0	0	1	3	5	8	1	2	25	25	70
0130	CHERRY CREEK 5	1155	BUFFALO TRAIL ELEMENTARY SCHOOL	1ST	0	0	7	3	8	2	4	5	23	22	74
0130	CHERRY CREEK 5	1155	BUFFALO TRAIL ELEMENTARY SCHOOL	2ND	0	0	2	4	3	4	1	6	15	25	60
0130	CHERRY CREEK 5	1155	BUFFALO TRAIL ELEMENTARY SCHOOL	3RD	0	0	2	1	3	4	3	5	20	13	51
0130	CHERRY CREEK 5	1155	BUFFALO TRAIL ELEMENTARY SCHOOL	4TH	0	0	3	1	3	3	1	4	21	29	65
0130	CHERRY CREEK 5	1155	BUFFALO TRAIL ELEMENTARY SCHOOL	5TH	0	0	1	4	1	4	1	6	18	17	52
0130	CHERRY CREEK 5	1155	BUFFALO TRAIL ELEMENTARY SCHOOL	SCHOOL 1	0	0	20	18	29	34	16	35	154	170	476
0130	CHERRY CREEK 5	1273	CANYON CREEK ELEMENTARY SCHOOL	PK	0	0	0	3	2	0	1	2	16	14	38
0130	CHERRY CREEK 5	1273	CANYON CREEK ELEMENTARY SCHOOL	HALF DAY	0	1	3	2	4	2	8	5	60	41	126
0130	CHERRY CREEK 5	1273	CANYON CREEK ELEMENTARY SCHOOL	1ST	0	1	9	5	11	4	5	8	40	40	123
0130	CHERRY CREEK 5	1273	CANYON CREEK ELEMENTARY SCHOOL	2ND	0	0	5	6	6	5	5	9	38	36	110
0130	CHERRY CREEK 5	1273	CANYON CREEK ELEMENTARY SCHOOL	3RD	0	0	5	5	6	5	8	4	26	43	102
0130	CHERRY CREEK 5	1273	CANYON CREEK ELEMENTARY SCHOOL	4TH	0	0	0	8	12	10	9	5	48	36	128
0130	CHERRY CREEK 5	1273	CANYON CREEK ELEMENTARY SCHOOL	5TH	0	0	4	4	8	10	8	6	41	46	127
0130	CHERRY CREEK 5	1273	CANYON CREEK ELEMENTARY SCHOOL	SCHOOL 1	0	2	26	33	49	36	44	39	269	256	754
0130	CHERRY CREEK 5	1510	CHALLENGE SCHOOL	HALF DAY	0	0	5	2	1	0	0	0	7	7	22
0130	CHERRY CREEK 5	1510	CHALLENGE SCHOOL	1ST	0	0	6	0	3	2	1	2	13	14	41
0130	CHERRY CREEK 5	1510	CHALLENGE SCHOOL	2ND	0	0	4	8	4	0	2	2	17	14	51
0130	CHERRY CREEK 5	1510	CHALLENGE SCHOOL	3RD	0	0	7	4	0	2	2	2	27	17	61
0130	CHERRY CREEK 5	1510	CHALLENGE SCHOOL	4TH	0	0	8	7	4	1	1	0	22	19	62
0130	CHERRY CREEK 5	1510	CHALLENGE SCHOOL	5TH	0	0	8	3	3	2	1	2	24	31	74
0130	CHERRY CREEK 5	1510	CHALLENGE SCHOOL	6TH	0	0	7	7	3	1	0	2	28	29	77
0130	CHERRY CREEK 5	1510	CHALLENGE SCHOOL	7TH	0	0	10	5	3	2	2	1	25	29	77
0130	CHERRY CREEK 5	1510	CHALLENGE SCHOOL	8TH	0	0	9	9	0	2	1	1	25	22	69
0130	CHERRY CREEK 5	1510	CHALLENGE SCHOOL	SCHOOL 1	0	0	64	45	21	12	10	12	188	182	534

COLORADO DEPARTMENT OF EDUCATION
FALL 2007 PUPIL MEMBERSHIP BY DISTRICT, SCHOOL, GRADE, RACE/ETHNICITY, AND GENDER


District Code	DISTRICT	School Code	SCHOOL	GRADE	AMERICAN INDIAN OR ALASKAN NATIVE		AMERICAN INDIAN OR ALASKAN NATIVE		ASIAN OR PACIFIC ISLANDER		ASIAN OR PACIFIC ISLANDER		BLACK (NOT HISPANIC)		BLACK (NOT HISPANIC)		WHITE (NOT HISPANIC)		WHITE (NOT HISPANIC)		Total
					FEMALE	MALE	FEMALE	MALE	FEMALE	MALE	FEMALE	MALE	FEMALE	MALE	FEMALE	MALE	FEMALE	MALE	FEMALE	MALE	
0130	CHERRY CREEK 5	1551	CHEROKEE TRAIL HIGH SCHOOL	9TH	1	2	23	16	33	38	27	28	196	208	572						
0130	CHERRY CREEK 5	1551	CHEROKEE TRAIL HIGH SCHOOL	10TH	2	1	15	16	30	37	24	22	175	193	515						
0130	CHERRY CREEK 5	1551	CHEROKEE TRAIL HIGH SCHOOL	11TH	0	1	18	16	21	41	21	17	147	161	443						
0130	CHERRY CREEK 5	1551	CHEROKEE TRAIL HIGH SCHOOL	12TH	0	0	10	10	20	31	23	22	129	152	397						
0130	CHERRY CREEK 5	1551	CHEROKEE TRAIL HIGH SCHOOL	SCHOOL 1	3	4	66	58	104	147	95	89	647	714	1,927						
0130	CHERRY CREEK 5	1566	CAMPUS MIDDLE SCHOOL	6TH	3	1	27	27	10	6	10	17	165	198	464						
0130	CHERRY CREEK 5	1566	CAMPUS MIDDLE SCHOOL	7TH	0	2	18	19	8	11	18	21	180	209	486						
0130	CHERRY CREEK 5	1566	CAMPUS MIDDLE SCHOOL	8TH	0	1	20	27	9	5	11	23	139	185	420						
0130	CHERRY CREEK 5	1566	CAMPUS MIDDLE SCHOOL	SCHOOL 1	3	4	65	73	27	22	39	61	484	592	1,370						
0130	CHERRY CREEK 5	1568	WEST MIDDLE SCHOOL	6TH	0	1	11	10	6	5	19	21	155	167	395						
0130	CHERRY CREEK 5	1568	WEST MIDDLE SCHOOL	7TH	0	1	11	13	13	13	19	16	164	141	391						
0130	CHERRY CREEK 5	1568	WEST MIDDLE SCHOOL	8TH	1	1	8	9	10	6	18	17	158	177	405						
0130	CHERRY CREEK 5	1568	WEST MIDDLE SCHOOL	SCHOOL 1	1	3	30	32	29	24	56	54	477	485	1,191						
0130	CHERRY CREEK 5	1570	CHERRY CREEK HIGH SCHOOL	9TH	0	2	34	36	17	15	23	24	347	357	855						
0130	CHERRY CREEK 5	1570	CHERRY CREEK HIGH SCHOOL	10TH	2	1	27	35	15	21	19	26	391	397	934						
0130	CHERRY CREEK 5	1570	CHERRY CREEK HIGH SCHOOL	11TH	0	4	21	27	12	24	18	25	379	444	954						
0130	CHERRY CREEK 5	1570	CHERRY CREEK HIGH SCHOOL	12TH	1	0	29	30	16	17	29	23	408	423	976						
0130	CHERRY CREEK 5	1570	CHERRY CREEK HIGH SCHOOL	SCHOOL 1	3	7	111	128	60	77	89	98	1,525	1,621	3,719						
0130	CHERRY CREEK 5	1571	CHERRY CREEK CHARTER ACADEMY	HALF DAY	0	0	3	2	0	1	3	2	18	19	48						
0130	CHERRY CREEK 5	1571	CHERRY CREEK CHARTER ACADEMY	1ST	0	0	3	1	0	1	7	1	20	17	52						
0130	CHERRY CREEK 5	1571	CHERRY CREEK CHARTER ACADEMY	2ND	0	0	1	2	2	0	1	0	23	23	52						
0130	CHERRY CREEK 5	1571	CHERRY CREEK CHARTER ACADEMY	3RD	0	0	1	2	4	2	1	1	19	22	52						
0130	CHERRY CREEK 5	1571	CHERRY CREEK CHARTER ACADEMY	4TH	0	0	0	1	3	2	2	2	24	18	52						
0130	CHERRY CREEK 5	1571	CHERRY CREEK CHARTER ACADEMY	5TH	0	0	1	1	2	1	1	1	28	17	52						
0130	CHERRY CREEK 5	1571	CHERRY CREEK CHARTER ACADEMY	6TH	0	0	2	1	3	0	5	2	29	24	66						
0130	CHERRY CREEK 5	1571	CHERRY CREEK CHARTER ACADEMY	7TH	0	0	1	3	3	2	2	2	19	12	44						
0130	CHERRY CREEK 5	1571	CHERRY CREEK CHARTER ACADEMY	8TH	0	0	1	0	2	0	1	0	18	14	36						
0130	CHERRY CREEK 5	1571	CHERRY CREEK CHARTER ACADEMY	SCHOOL 1	0	0	13	13	19	16	17	12	198	166	454						
0130	CHERRY CREEK 5	1572	HIGH PLAINS ELEMENTARY SCHOOL	PK	0	0	0	1	0	0	0	0	0	0	1						
0130	CHERRY CREEK 5	1572	HIGH PLAINS ELEMENTARY SCHOOL	HALF DAY	0	0	3	4	2	1	3	11	20	23	67						
0130	CHERRY CREEK 5	1572	HIGH PLAINS ELEMENTARY SCHOOL	1ST	0	0	3	3	0	2	14	8	25	21	76						
0130	CHERRY CREEK 5	1572	HIGH PLAINS ELEMENTARY SCHOOL	2ND	0	0	3	4	2	2	5	2	25	23	66						
0130	CHERRY CREEK 5	1572	HIGH PLAINS ELEMENTARY SCHOOL	3RD	0	0	5	5	0	6	5	9	27	23	80						
0130	CHERRY CREEK 5	1572	HIGH PLAINS ELEMENTARY SCHOOL	4TH	0	0	4	2	2	7	4	24	21	64	83						
0130	CHERRY CREEK 5	1572	HIGH PLAINS ELEMENTARY SCHOOL	5TH	0	0	8	0	2	4	8	27	34	83	107						
0130	CHERRY CREEK 5	1572	HIGH PLAINS ELEMENTARY SCHOOL	SCHOOL 1	0	0	14	29	6	15	38	42	148	145	437						
0130	CHERRY CREEK 5	1574	CHERRY HILLS VILLAGE ELEMENTARY SCHOOL	PK	0	0	0	0	0	0	1	0	2	0	3						
0130	CHERRY CREEK 5	1574	CHERRY HILLS VILLAGE ELEMENTARY SCHOOL	HALF DAY	0	0	3	2	0	1	1	0	47	43	97						
0130	CHERRY CREEK 5	1574	CHERRY HILLS VILLAGE ELEMENTARY SCHOOL	1ST	0	0	1	3	1	0	0	1	33	49	88						
0130	CHERRY CREEK 5	1574	CHERRY HILLS VILLAGE ELEMENTARY SCHOOL	2ND	0	0	2	1	0	2	2	2	37	44	90						
0130	CHERRY CREEK 5	1574	CHERRY HILLS VILLAGE ELEMENTARY SCHOOL	3RD	0	0	2	1	0	0	0	1	39	41	84						
0130	CHERRY CREEK 5	1574	CHERRY HILLS VILLAGE ELEMENTARY SCHOOL	4TH	0	0	1	3	1	2	0	0	41	40	88						
0130	CHERRY CREEK 5	1574	CHERRY HILLS VILLAGE ELEMENTARY SCHOOL	5TH	0	0	1	0	1	0	0	2	45	45	94						
0130	CHERRY CREEK 5	1574	CHERRY HILLS VILLAGE ELEMENTARY SCHOOL	SCHOOL 1	0	0	10	10	3	5	4	6	244	262	544						
0130	CHERRY CREEK 5	1614	CIMARRON ELEMENTARY SCHOOL	PK	0	0	1	0	4	7	9	7	18	19	65						
0130	CHERRY CREEK 5	1614	CIMARRON ELEMENTARY SCHOOL	HALF DAY	0	0	3	4	11	14	11	8	20	25	96						
0130	CHERRY CREEK 5	1614	CIMARRON ELEMENTARY SCHOOL	1ST	0	1	1	3	3	10	10	10	20	28	86						
0130	CHERRY CREEK 5	1614	CIMARRON ELEMENTARY SCHOOL	2ND	1	1	0	2	4	12	8	9	25	20	82						
0130	CHERRY CREEK 5	1614	CIMARRON ELEMENTARY SCHOOL	3RD	1	2	4	1	13	11	7	9	16	17	81						
0130	CHERRY CREEK 5	1614	CIMARRON ELEMENTARY SCHOOL	4TH	0	1	2	2	9	9	4	9	23	33	92						
0130	CHERRY CREEK 5	1614	CIMARRON ELEMENTARY SCHOOL	5TH	0	1	2	2	9	21	10	12	21	24	102						
0130	CHERRY CREEK 5	1614	CIMARRON ELEMENTARY SCHOOL	SCHOOL 1	2	6	13	14	53	84	59	64	143	166	604						
0130	CHERRY CREEK 5	1916	COTTONWOOD CREEK ELEMENTARY SCHOOL	PK	0	0	0	1	0	0	0	0	0	0	1						
0130	CHERRY CREEK 5	1916	COTTONWOOD CREEK ELEMENTARY SCHOOL	HALF DAY	0	0	8	7	0	1	0	0	35	47	98						
0130	CHERRY CREEK 5	1916	COTTONWOOD CREEK ELEMENTARY SCHOOL	1ST	0	0	5	7	0	0	3	1	37	37	90						
0130	CHERRY CREEK 5	1916	COTTONWOOD CREEK ELEMENTARY SCHOOL	2ND	0	0	7	4	1	1	1	1	45	31	91						
0130	CHERRY CREEK 5	1916	COTTONWOOD CREEK ELEMENTARY SCHOOL	3RD	0	1	7	5	4	0	1	1	41	43	103						
0130	CHERRY CREEK 5	1916	COTTONWOOD CREEK ELEMENTARY SCHOOL	4TH	0	0	11	6	0	2	0	4	45	46	111						
0130	CHERRY CREEK 5	1916	COTTONWOOD CREEK ELEMENTARY SCHOOL	5TH	0	0	5	3	0	2	1	3	46	46	106						
0130	CHERRY CREEK 5	1916	COTTONWOOD CREEK ELEMENTARY SCHOOL	SCHOOL 1	0	1	43	33	6	4	8	6	249	250	600						
0130	CHERRY CREEK 5	1970	CREEKSIDE ELEMENTARY SCHOOL	PK	0	0	3	2	2	2	2	3	25	34	73						
0130	CHERRY CREEK 5	1970	CREEKSIDE ELEMENTARY SCHOOL	HALF DAY	1	0	2	3	6	0	2	46	42	103	103						
0130	CHERRY CREEK 5	1970	CREEKSIDE ELEMENTARY SCHOOL	1ST	0	0	4	4	5	3	4	42	35	102	102						
0130	CHERRY CREEK 5	1970	CREEKSIDE ELEMENTARY SCHOOL	2ND	0	0	8	1	3	5	2	3	27	42	91						
0130	CHERRY CREEK 5	1970	CREEKSIDE ELEMENTARY SCHOOL	3RD	0	0	3	7	2	2	4	2	47	52	119						
0130	CHERRY CREEK 5	1970	CREEKSIDE ELEMENTARY SCHOOL	4TH	0	0	8	5	4	1	6	4	36	55	119						
0130	CHERRY CREEK 5	1970	CREEKSIDE ELEMENTARY SCHOOL	5TH	0	0	4	3	3	4	3	2	44	41	104						

COLORADO DEPARTMENT OF EDUCATION
FALL 2007 PUPIL MEMBERSHIP BY DISTRICT, SCHOOL, GRADE, RACE/ETHNICITY, AND GENDER

District Code	DISTRICT	School Code	SCHOOL	GRADE	AMERICAN INDIAN OR ALASKAN NATIVE	AMERICAN INDIAN OR ALASKAN NATIVE	ASIAN OR PACIFIC ISLANDER	ASIAN OR PACIFIC ISLANDER	BLACK (NOT HISPANIC)	BLACK (NOT HISPANIC)	HISPANIC	HISPANIC	WHITE (NOT HISPANIC)	WHITE (NOT HISPANIC)	Total
					FEMALE	MALE	FEMALE	MALE	FEMALE	MALE	FEMALE	MALE	FEMALE	MALE	
0130	CHERRY CREEK 5	1970	CREEKSIDE ELEMENTARY SCHOOL	SCHOOL 1	1	0	31	24	22	25	20	20	267	301	711
0130	CHERRY CREEK 5	2094	DAKOTA VALLEY ELEMENTARY SCHOOL	PK	0	0	0	0	1	2	5	5	11	9	33
0130	CHERRY CREEK 5	2094	DAKOTA VALLEY ELEMENTARY SCHOOL	HALF DAY	1	0	4	5	5	6	7	3	40	63	134
0130	CHERRY CREEK 5	2094	DAKOTA VALLEY ELEMENTARY SCHOOL	1ST	1	0	10	5	12	11	8	9	32	54	142
0130	CHERRY CREEK 5	2094	DAKOTA VALLEY ELEMENTARY SCHOOL	2ND	1	1	8	11	4	9	5	11	40	36	126
0130	CHERRY CREEK 5	2094	DAKOTA VALLEY ELEMENTARY SCHOOL	3RD	0	0	9	7	11	12	10	8	47	45	149
0130	CHERRY CREEK 5	2094	DAKOTA VALLEY ELEMENTARY SCHOOL	4TH	0	1	4	11	8	10	8	10	44	41	137
0130	CHERRY CREEK 5	2094	DAKOTA VALLEY ELEMENTARY SCHOOL	5TH	1	1	6	7	8	10	11	5	30	50	129
0130	CHERRY CREEK 5	2094	DAKOTA VALLEY ELEMENTARY SCHOOL	SCHOOL 1	4	3	41	46	49	60	54	51	244	298	850
0130	CHERRY CREEK 5	2292	DRY CREEK ELEMENTARY SCHOOL	HALF DAY	0	0	3	4	4	2	2	6	27	21	69
0130	CHERRY CREEK 5	2292	DRY CREEK ELEMENTARY SCHOOL	1ST	0	0	3	7	2	3	6	3	25	23	72
0130	CHERRY CREEK 5	2292	DRY CREEK ELEMENTARY SCHOOL	2ND	0	1	5	1	2	2	2	4	21	30	67
0130	CHERRY CREEK 5	2292	DRY CREEK ELEMENTARY SCHOOL	3RD	0	0	2	3	3	0	0	2	29	32	71
0130	CHERRY CREEK 5	2292	DRY CREEK ELEMENTARY SCHOOL	4TH	0	0	2	4	3	0	3	2	23	17	54
0130	CHERRY CREEK 5	2292	DRY CREEK ELEMENTARY SCHOOL	5TH	0	0	0	1	4	0	2	1	21	29	58
0130	CHERRY CREEK 5	2292	DRY CREEK ELEMENTARY SCHOOL	SCHOOL 1	0	1	15	20	17	7	15	18	146	152	391
0130	CHERRY CREEK 5	2357	EAGLECREST HIGH SCHOOL	9TH	1	3	23	29	53	56	50	43	180	185	623
0130	CHERRY CREEK 5	2357	EAGLECREST HIGH SCHOOL	10TH	2	3	28	22	61	58	40	30	171	186	601
0130	CHERRY CREEK 5	2357	EAGLECREST HIGH SCHOOL	11TH	2	1	24	26	62	59	43	45	173	190	625
0130	CHERRY CREEK 5	2357	EAGLECREST HIGH SCHOOL	12TH	0	1	21	33	39	41	38	39	193	191	596
0130	CHERRY CREEK 5	2357	EAGLECREST HIGH SCHOOL	SCHOOL 1	5	8	96	110	215	214	171	157	717	752	2,445
0130	CHERRY CREEK 5	2428	EASTRIDGE COMMUNITY ELEMENTARY SCHOOL	PK	0	0	10	6	10	19	11	16	19	16	114
0130	CHERRY CREEK 5	2428	EASTRIDGE COMMUNITY ELEMENTARY SCHOOL	HALF DAY	0	0	5	7	21	22	23	20	20	19	137
0130	CHERRY CREEK 5	2428	EASTRIDGE COMMUNITY ELEMENTARY SCHOOL	1ST	0	0	5	7	20	27	22	13	31	15	140
0130	CHERRY CREEK 5	2428	EASTRIDGE COMMUNITY ELEMENTARY SCHOOL	2ND	1	0	1	3	21	28	23	12	26	25	140
0130	CHERRY CREEK 5	2428	EASTRIDGE COMMUNITY ELEMENTARY SCHOOL	3RD	0	0	8	2	21	20	8	18	24	29	131
0130	CHERRY CREEK 5	2428	EASTRIDGE COMMUNITY ELEMENTARY SCHOOL	4TH	2	1	8	4	33	20	16	13	18	17	132
0130	CHERRY CREEK 5	2428	EASTRIDGE COMMUNITY ELEMENTARY SCHOOL	5TH	0	1	4	3	17	21	19	5	23	27	120
0130	CHERRY CREEK 5	2428	EASTRIDGE COMMUNITY ELEMENTARY SCHOOL	SCHOOL 1	4	2	41	32	150	157	122	97	161	148	914
0130	CHERRY CREEK 5	2897	FALCON CREEK MIDDLE SCHOOL	6TH	0	0	14	17	14	16	18	21	133	136	369
0130	CHERRY CREEK 5	2897	FALCON CREEK MIDDLE SCHOOL	7TH	1	2	13	20	25	22	21	18	124	154	400
0130	CHERRY CREEK 5	2897	FALCON CREEK MIDDLE SCHOOL	8TH	0	0	19	18	14	15	16	18	130	139	369
0130	CHERRY CREEK 5	2897	FALCON CREEK MIDDLE SCHOOL	SCHOOL 1	1	2	46	55	53	53	55	57	387	429	1,138
0130	CHERRY CREEK 5	3589	GRANDVIEW HIGH SCHOOL	9TH	0	2	24	28	38	31	24	32	242	256	677
0130	CHERRY CREEK 5	3589	GRANDVIEW HIGH SCHOOL	10TH	0	1	35	31	35	33	26	39	266	222	688
0130	CHERRY CREEK 5	3589	GRANDVIEW HIGH SCHOOL	11TH	0	4	29	27	23	40	30	35	262	245	695
0130	CHERRY CREEK 5	3589	GRANDVIEW HIGH SCHOOL	12TH	0	2	27	33	22	31	18	33	257	267	690
0130	CHERRY CREEK 5	3589	GRANDVIEW HIGH SCHOOL	SCHOOL 1	0	9	115	119	118	135	98	139	1,027	990	2,750
0130	CHERRY CREEK 5	3648	GREENWOOD ELEMENTARY SCHOOL	PK	0	0	0	0	0	0	0	0	0	1	1
0130	CHERRY CREEK 5	3648	GREENWOOD ELEMENTARY SCHOOL	HALF DAY	0	0	2	1	0	0	3	0	25	35	66
0130	CHERRY CREEK 5	3648	GREENWOOD ELEMENTARY SCHOOL	1ST	0	1	4	1	1	0	0	3	30	24	64
0130	CHERRY CREEK 5	3648	GREENWOOD ELEMENTARY SCHOOL	2ND	1	0	2	1	1	0	0	0	23	31	59
0130	CHERRY CREEK 5	3648	GREENWOOD ELEMENTARY SCHOOL	3RD	2	0	3	3	0	0	2	1	27	31	69
0130	CHERRY CREEK 5	3648	GREENWOOD ELEMENTARY SCHOOL	4TH	0	1	4	3	2	1	1	2	29	33	76
0130	CHERRY CREEK 5	3648	GREENWOOD ELEMENTARY SCHOOL	5TH	0	0	0	2	0	0	3	0	35	43	83
0130	CHERRY CREEK 5	3648	GREENWOOD ELEMENTARY SCHOOL	SCHOOL 1	3	2	15	11	4	1	9	6	169	198	418
0130	CHERRY CREEK 5	3926	HERITAGE ELEMENTARY SCHOOL	PK	2	0	6	7	0	2	5	3	17	34	76
0130	CHERRY CREEK 5	3926	HERITAGE ELEMENTARY SCHOOL	HALF DAY	0	0	1	1	0	3	2	1	17	21	46
0130	CHERRY CREEK 5	3926	HERITAGE ELEMENTARY SCHOOL	1ST	0	0	3	3	2	1	1	1	14	16	41
0130	CHERRY CREEK 5	3926	HERITAGE ELEMENTARY SCHOOL	2ND	0	0	2	1	1	0	0	0	14	21	39
0130	CHERRY CREEK 5	3926	HERITAGE ELEMENTARY SCHOOL	3RD	0	0	3	1	0	1	1	4	17	15	42
0130	CHERRY CREEK 5	3926	HERITAGE ELEMENTARY SCHOOL	4TH	0	0	6	0	0	1	1	2	16	23	49
0130	CHERRY CREEK 5	3926	HERITAGE ELEMENTARY SCHOOL	5TH	0	0	1	2	0	2	1	3	15	16	40
0130	CHERRY CREEK 5	3926	HERITAGE ELEMENTARY SCHOOL	SCHOOL 1	2	0	22	15	3	10	11	14	110	146	333
0130	CHERRY CREEK 5	3988	HIGHLINE COMMUNITY ELEMENTARY SCHOOL	PK	0	0	1	0	2	5	15	16	5	6	50
0130	CHERRY CREEK 5	3988	HIGHLINE COMMUNITY ELEMENTARY SCHOOL	HALF DAY	1	1	1	1	10	8	28	26	8	12	96
0130	CHERRY CREEK 5	3988	HIGHLINE COMMUNITY ELEMENTARY SCHOOL	1ST	1	1	3	2	13	7	24	16	13	14	94
0130	CHERRY CREEK 5	3988	HIGHLINE COMMUNITY ELEMENTARY SCHOOL	2ND	0	2	1	1	17	16	32	31	12	11	123
0130	CHERRY CREEK 5	3988	HIGHLINE COMMUNITY ELEMENTARY SCHOOL	3RD	1	0	3	2	9	11	26	20	8	9	89
0130	CHERRY CREEK 5	3988	HIGHLINE COMMUNITY ELEMENTARY SCHOOL	4TH	0	0	3	9	15	29	20	7	8	9	92
0130	CHERRY CREEK 5	3988	HIGHLINE COMMUNITY ELEMENTARY SCHOOL	5TH	2	0	2	0	7	12	23	30	5	12	93
0130	CHERRY CREEK 5	3988	HIGHLINE COMMUNITY ELEMENTARY SCHOOL	SCHOOL 1	5	4	12	9	67	74	177	159	58	72	637
0130	CHERRY CREEK 5	4062	HOLLY HILLS ELEMENTARY SCHOOL	PK	0	0	4	4	5	7	20	15	7	7	69
0130	CHERRY CREEK 5	4062	HOLLY HILLS ELEMENTARY SCHOOL	HALF DAY	0	0	5	6	7	6	11	19	25	17	96
0130	CHERRY CREEK 5	4062	HOLLY HILLS ELEMENTARY SCHOOL	1ST	0	0	3	4	8	12	13	17	14	19	90
0130	CHERRY CREEK 5	4062	HOLLY HILLS ELEMENTARY SCHOOL	2ND	0	1	0	1	6	7	18	21	10	12	76
0130	CHERRY CREEK 5	4062	HOLLY HILLS ELEMENTARY SCHOOL	3RD	0	0	4	4	6	9	15	21	16	9	84

COLORADO DEPARTMENT OF EDUCATION
FALL 2007 PUPIL MEMBERSHIP BY DISTRICT, SCHOOL, GRADE, RACE/ETHNICITY, AND GENDER

District Code	DISTRICT	School Code	SCHOOL	GRADE	AMERICAN INDIAN OR ALASKAN NATIVE		AMERICAN INDIAN OR ALASKAN NATIVE		ASIAN OR PACIFIC ISLANDER		ASIAN OR PACIFIC ISLANDER		BLACK (NOT HISPANIC)		BLACK (NOT HISPANIC)		WHITE (NOT HISPANIC)		WHITE (NOT HISPANIC)		Total
					FEMALE	MALE	FEMALE	MALE	FEMALE	MALE	FEMALE	MALE	FEMALE	MALE	FEMALE	MALE	FEMALE	MALE	FEMALE	MALE	
0130	CHERRY CREEK 5	4062	HOLLY HILLS ELEMENTARY SCHOOL	4TH	1	1	4	3	2	11	13	23	12	20	90						
0130	CHERRY CREEK 5	4062	HOLLY HILLS ELEMENTARY SCHOOL	5TH	1	0	6	1	6	4	19	16	22	13	88						
0130	CHERRY CREEK 5	4062	HOLLY HILLS ELEMENTARY SCHOOL	SCHOOL 1	2	2	26	23	40	56	109	132	106	97	593						
0130	CHERRY CREEK 5	4078	HOMESTEAD ELEMENTARY SCHOOL	HALF DAY	0	0	0	5	0	2	4	0	35	45	91						
0130	CHERRY CREEK 5	4078	HOMESTEAD ELEMENTARY SCHOOL	1ST	0	1	6	2	0	2	3	28	32	76							
0130	CHERRY CREEK 5	4078	HOMESTEAD ELEMENTARY SCHOOL	2ND	0	1	4	4	2	0	1	34	50	97							
0130	CHERRY CREEK 5	4078	HOMESTEAD ELEMENTARY SCHOOL	3RD	0	0	3	1	2	1	3	34	33	78							
0130	CHERRY CREEK 5	4078	HOMESTEAD ELEMENTARY SCHOOL	4TH	0	0	1	1	0	1	2	45	42	94							
0130	CHERRY CREEK 5	4078	HOMESTEAD ELEMENTARY SCHOOL	5TH	0	0	7	2	0	2	1	48	32	93							
0130	CHERRY CREEK 5	4078	HOMESTEAD ELEMENTARY SCHOOL	SCHOOL 1	0	2	21	15	4	8	11	10	224	234	529						
0130	CHERRY CREEK 5	4100	HORIZON MIDDLE SCHOOL	6TH	3	5	14	14	47	50	45	34	98	92	402						
0130	CHERRY CREEK 5	4100	HORIZON MIDDLE SCHOOL	7TH	0	2	10	12	29	50	23	34	86	92	338						
0130	CHERRY CREEK 5	4100	HORIZON MIDDLE SCHOOL	8TH	3	1	13	8	52	47	37	34	117	99	411						
0130	CHERRY CREEK 5	4100	HORIZON MIDDLE SCHOOL	SCHOOL 1	6	8	37	34	128	147	105	102	301	283	1,151						
0130	CHERRY CREEK 5	4276	INDEPENDENCE ELEMENTARY SCHOOL	PK	0	0	0	0	1	0	0	0	0	2	3						
0130	CHERRY CREEK 5	4276	INDEPENDENCE ELEMENTARY SCHOOL	HALF DAY	1	2	1	6	7	10	5	22	24	78							
0130	CHERRY CREEK 5	4276	INDEPENDENCE ELEMENTARY SCHOOL	1ST	1	0	0	1	10	6	10	4	26	20	78						
0130	CHERRY CREEK 5	4276	INDEPENDENCE ELEMENTARY SCHOOL	2ND	0	0	2	1	8	10	12	19	32	94							
0130	CHERRY CREEK 5	4276	INDEPENDENCE ELEMENTARY SCHOOL	3RD	0	1	1	5	9	11	12	13	16	12	80						
0130	CHERRY CREEK 5	4276	INDEPENDENCE ELEMENTARY SCHOOL	4TH	1	0	1	1	6	11	8	8	23	21	80						
0130	CHERRY CREEK 5	4276	INDEPENDENCE ELEMENTARY SCHOOL	5TH	0	0	0	2	13	15	6	9	18	23	86						
0130	CHERRY CREEK 5	4276	INDEPENDENCE ELEMENTARY SCHOOL	SCHOOL 1	2	2	6	11	53	60	56	51	124	134	499						
0130	CHERRY CREEK 5	4280	INDIAN RIDGE ELEMENTARY SCHOOL	PK	0	0	3	3	0	2	2	1	12	15	38						
0130	CHERRY CREEK 5	4280	INDIAN RIDGE ELEMENTARY SCHOOL	HALF DAY	0	0	9	5	6	5	4	5	37	23	94						
0130	CHERRY CREEK 5	4280	INDIAN RIDGE ELEMENTARY SCHOOL	1ST	0	0	8	6	5	4	6	32	38	103							
0130	CHERRY CREEK 5	4280	INDIAN RIDGE ELEMENTARY SCHOOL	2ND	0	0	4	8	7	6	5	3	25	29	88						
0130	CHERRY CREEK 5	4280	INDIAN RIDGE ELEMENTARY SCHOOL	3RD	0	0	8	5	10	6	6	7	41	25	108						
0130	CHERRY CREEK 5	4280	INDIAN RIDGE ELEMENTARY SCHOOL	4TH	1	0	5	6	8	6	1	2	31	41	101						
0130	CHERRY CREEK 5	4280	INDIAN RIDGE ELEMENTARY SCHOOL	5TH	0	0	3	13	1	6	3	2	37	37	103						
0130	CHERRY CREEK 5	4280	INDIAN RIDGE ELEMENTARY SCHOOL	SCHOOL 1	1	2	40	46	37	35	25	26	215	208	635						
0130	CHERRY CREEK 5	4975	LAREDO MIDDLE SCHOOL	6TH	2	1	21	23	38	30	33	21	141	109	419						
0130	CHERRY CREEK 5	4975	LAREDO MIDDLE SCHOOL	7TH	2	2	18	10	45	48	35	30	108	114	411						
0130	CHERRY CREEK 5	4975	LAREDO MIDDLE SCHOOL	8TH	0	1	15	17	40	44	25	15	114	147	418						
0130	CHERRY CREEK 5	4975	LAREDO MIDDLE SCHOOL	SCHOOL 1	4	3	54	50	123	122	93	66	363	370	1,248						
0130	CHERRY CREEK 5	5744	MEADOW POINT ELEMENTARY SCHOOL	PK	0	1	1	0	4	5	6	10	14	17	57						
0130	CHERRY CREEK 5	5744	MEADOW POINT ELEMENTARY SCHOOL	HALF DAY	0	1	1	1	7	5	13	13	20	31	92						
0130	CHERRY CREEK 5	5744	MEADOW POINT ELEMENTARY SCHOOL	1ST	0	2	2	2	9	2	14	17	26	22	96						
0130	CHERRY CREEK 5	5744	MEADOW POINT ELEMENTARY SCHOOL	2ND	1	1	2	2	3	14	15	13	14	28	93						
0130	CHERRY CREEK 5	5744	MEADOW POINT ELEMENTARY SCHOOL	3RD	0	0	0	1	13	8	16	9	20	30	97						
0130	CHERRY CREEK 5	5744	MEADOW POINT ELEMENTARY SCHOOL	4TH	0	0	3	1	9	11	13	18	28	20	103						
0130	CHERRY CREEK 5	5744	MEADOW POINT ELEMENTARY SCHOOL	5TH	0	0	3	1	9	4	14	9	15	23	78						
0130	CHERRY CREEK 5	5744	MEADOW POINT ELEMENTARY SCHOOL	SCHOOL 1	1	4	12	8	54	49	89	137	171	616							
0130	CHERRY CREEK 5	5934	MISSION VIEJO ELEMENTARY SCHOOL	PK	0	1	1	2	1	1	3	4	8	15	36						
0130	CHERRY CREEK 5	5934	MISSION VIEJO ELEMENTARY SCHOOL	HALF DAY	2	0	1	4	9	6	11	11	24	34	102						
0130	CHERRY CREEK 5	5934	MISSION VIEJO ELEMENTARY SCHOOL	1ST	0	2	1	4	16	7	8	8	25	31	102						
0130	CHERRY CREEK 5	5934	MISSION VIEJO ELEMENTARY SCHOOL	2ND	1	0	2	12	8	19	6	41	30	119							
0130	CHERRY CREEK 5	5934	MISSION VIEJO ELEMENTARY SCHOOL	3RD	0	1	3	0	5	6	18	14	32	41	120						
0130	CHERRY CREEK 5	5934	MISSION VIEJO ELEMENTARY SCHOOL	4TH	1	1	5	17	11	6	9	46	31	128							
0130	CHERRY CREEK 5	5934	MISSION VIEJO ELEMENTARY SCHOOL	5TH	0	0	2	5	9	10	7	8	37	39	117						
0130	CHERRY CREEK 5	5934	MISSION VIEJO ELEMENTARY SCHOOL	SCHOOL 1	4	5	9	22	69	49	72	60	213	221	724						
0130	CHERRY CREEK 5	6625	OVERLAND HIGH SCHOOL	9TH	3	0	13	14	117	103	64	80	89	84	567						
0130	CHERRY CREEK 5	6625	OVERLAND HIGH SCHOOL	10TH	3	0	15	15	94	107	58	58	89	95	534						
0130	CHERRY CREEK 5	6625	OVERLAND HIGH SCHOOL	11TH	3	1	16	20	83	95	56	47	83	91	495						
0130	CHERRY CREEK 5	6625	OVERLAND HIGH SCHOOL	12TH	0	6	15	26	99	96	44	65	87	101	539						
0130	CHERRY CREEK 5	6625	OVERLAND HIGH SCHOOL	SCHOOL 1	9	7	59	75	393	401	222	250	348	371	2,135						
0130	CHERRY CREEK 5	6820	PEAKVIEW ELEMENTARY SCHOOL	PK	0	0	6	2	3	7	5	1	21	25	70						
0130	CHERRY CREEK 5	6820	PEAKVIEW ELEMENTARY SCHOOL	HALF DAY	0	0	2	5	4	10	4	2	39	42	108						
0130	CHERRY CREEK 5	6820	PEAKVIEW ELEMENTARY SCHOOL	1ST	0	0	4	4	9	8	4	2	36	36	103						
0130	CHERRY CREEK 5	6820	PEAKVIEW ELEMENTARY SCHOOL	2ND	0	0	3	3	9	4	2	4	36	36	97						
0130	CHERRY CREEK 5	6820	PEAKVIEW ELEMENTARY SCHOOL	3RD	0	0	4	6	2	10	3	5	38	41	109						
0130	CHERRY CREEK 5	6820	PEAKVIEW ELEMENTARY SCHOOL	4TH	0	0	3	1	12	2	3	8	46	39	114						
0130	CHERRY CREEK 5	6820	PEAKVIEW ELEMENTARY SCHOOL	5TH	0	0	5	3	6	4	3	8	45	27	101						
0130	CHERRY CREEK 5	6820	PEAKVIEW ELEMENTARY SCHOOL	SCHOOL 1	0	0	27	24	45	45	24	30	261	246	702						
0130	CHERRY CREEK 5	7102	POLTON COMMUNITY ELEMENTARY SCHOOL	PK	0	1	1	4	7	5	4	7	21	21	71						
0130	CHERRY CREEK 5	7102	POLTON COMMUNITY ELEMENTARY SCHOOL	HALF DAY	0	0	3	0	4	10	4	6	17	25	69						
0130	CHERRY CREEK 5	7102	POLTON COMMUNITY ELEMENTARY SCHOOL	1ST	0	0	1	2	8	9	5	5	18	25	73						
0130	CHERRY CREEK 5	7102	POLTON COMMUNITY ELEMENTARY SCHOOL	2ND	0	0	2	1	8	8	4	6	15	19	63						



COLORADO DEPARTMENT OF EDUCATION
FALL 2007 PUPIL MEMBERSHIP BY DISTRICT, SCHOOL, GRADE, RACE/ETHNICITY, AND GENDER

District Code	DISTRICT	School Code	SCHOOL	GRADE	AMERICAN INDIAN OR ALASKAN NATIVE		ASIAN OR PACIFIC ISLANDER		BLACK (NOT HISPANIC)		HISPANIC		WHITE (NOT HISPANIC)		Total
					FEMALE	MALE	FEMALE	MALE	FEMALE	MALE	FEMALE	MALE	FEMALE	MALE	
0130	CHERRY CREEK 5	7102	POLTON COMMUNITY ELEMENTARY SCHOOL	3RD	0	0	0	0	10	11	6	4	20	20	71
0130	CHERRY CREEK 5	7102	POLTON COMMUNITY ELEMENTARY SCHOOL	4TH	0	0	0	1	16	13	5	5	16	18	74
0130	CHERRY CREEK 5	7102	POLTON COMMUNITY ELEMENTARY SCHOOL	5TH	0	1	0	2	17	17	5	5	21	15	83
0130	CHERRY CREEK 5	7102	POLTON COMMUNITY ELEMENTARY SCHOOL	SCHOOL 1	0	2	7	10	70	73	33	38	128	143	504
0130	CHERRY CREEK 5	7116	PONDEROSA ELEMENTARY SCHOOL	PK	0	0	0	5	7	12	3	4	3	11	45
0130	CHERRY CREEK 5	7116	PONDEROSA ELEMENTARY SCHOOL	HALF DAY	0	0	2	4	14	18	15	11	10	17	91
0130	CHERRY CREEK 5	7116	PONDEROSA ELEMENTARY SCHOOL	1ST	1	0	4	4	18	18	11	17	14	13	100
0130	CHERRY CREEK 5	7116	PONDEROSA ELEMENTARY SCHOOL	2ND	1	0	4	2	17	25	16	24	7	15	111
0130	CHERRY CREEK 5	7116	PONDEROSA ELEMENTARY SCHOOL	3RD	1	1	5	8	13	18	17	13	12	12	100
0130	CHERRY CREEK 5	7116	PONDEROSA ELEMENTARY SCHOOL	4TH	0	0	5	5	17	21	9	13	14	13	97
0130	CHERRY CREEK 5	7116	PONDEROSA ELEMENTARY SCHOOL	5TH	0	0	3	4	11	18	11	13	19	14	93
0130	CHERRY CREEK 5	7116	PONDEROSA ELEMENTARY SCHOOL	SCHOOL 1	3	1	23	32	97	130	82	95	79	95	637
0130	CHERRY CREEK 5	7158	PRAIRIE MIDDLE SCHOOL	6TH	4	2	19	20	90	91	62	80	74	84	526
0130	CHERRY CREEK 5	7158	PRAIRIE MIDDLE SCHOOL	7TH	1	0	15	15	75	104	80	71	87	99	547
0130	CHERRY CREEK 5	7158	PRAIRIE MIDDLE SCHOOL	8TH	2	0	19	10	87	100	77	74	65	82	516
0130	CHERRY CREEK 5	7158	PRAIRIE MIDDLE SCHOOL	SCHOOL 1	7	2	53	45	252	295	219	225	226	265	1,589
0130	CHERRY CREEK 5	7277	RED HAWK RIDGE ELEMENTARY SCHOOL	PK	0	0	4	10	2	5	9	8	22	32	92
0130	CHERRY CREEK 5	7277	RED HAWK RIDGE ELEMENTARY SCHOOL	HALF DAY	0	0	4	7	7	7	8	12	32	31	108
0130	CHERRY CREEK 5	7277	RED HAWK RIDGE ELEMENTARY SCHOOL	1ST	0	2	5	1	5	5	6	8	26	33	91
0130	CHERRY CREEK 5	7277	RED HAWK RIDGE ELEMENTARY SCHOOL	2ND	0	2	2	1	9	8	9	9	27	36	103
0130	CHERRY CREEK 5	7277	RED HAWK RIDGE ELEMENTARY SCHOOL	3RD	0	1	3	2	11	11	8	11	22	28	97
0130	CHERRY CREEK 5	7277	RED HAWK RIDGE ELEMENTARY SCHOOL	4TH	0	1	3	1	12	4	7	5	23	21	77
0130	CHERRY CREEK 5	7277	RED HAWK RIDGE ELEMENTARY SCHOOL	5TH	0	0	2	2	4	8	8	6	33	24	87
0130	CHERRY CREEK 5	7277	RED HAWK RIDGE ELEMENTARY SCHOOL	SCHOOL 1	0	6	23	24	50	48	55	59	185	205	655
0130	CHERRY CREEK 5	7476	ROLLING HILLS ELEMENTARY SCHOOL	PK	0	0	1	0	0	0	0	0	0	0	1
0130	CHERRY CREEK 5	7476	ROLLING HILLS ELEMENTARY SCHOOL	HALF DAY	0	0	8	10	5	2	3	3	40	46	117
0130	CHERRY CREEK 5	7476	ROLLING HILLS ELEMENTARY SCHOOL	1ST	0	0	4	5	8	2	2	9	38	55	123
0130	CHERRY CREEK 5	7476	ROLLING HILLS ELEMENTARY SCHOOL	2ND	0	0	6	7	5	8	0	3	41	47	117
0130	CHERRY CREEK 5	7476	ROLLING HILLS ELEMENTARY SCHOOL	3RD	1	0	12	12	9	7	6	6	51	37	141
0130	CHERRY CREEK 5	7476	ROLLING HILLS ELEMENTARY SCHOOL	4TH	0	0	4	10	2	7	7	3	52	54	139
0130	CHERRY CREEK 5	7476	ROLLING HILLS ELEMENTARY SCHOOL	5TH	0	0	7	8	5	3	4	0	55	62	144
0130	CHERRY CREEK 5	7476	ROLLING HILLS ELEMENTARY SCHOOL	SCHOOL 1	1	0	42	52	34	29	22	24	277	301	782
0130	CHERRY CREEK 5	7559	SAGEBRUSH ELEMENTARY SCHOOL	PK	0	0	0	0	0	0	0	0	1	1	2
0130	CHERRY CREEK 5	7559	SAGEBRUSH ELEMENTARY SCHOOL	HALF DAY	1	0	3	2	6	7	11	12	25	27	94
0130	CHERRY CREEK 5	7559	SAGEBRUSH ELEMENTARY SCHOOL	1ST	0	0	2	6	7	12	4	7	27	41	106
0130	CHERRY CREEK 5	7559	SAGEBRUSH ELEMENTARY SCHOOL	2ND	0	0	6	4	7	11	11	9	23	25	96
0130	CHERRY CREEK 5	7559	SAGEBRUSH ELEMENTARY SCHOOL	3RD	0	0	5	8	14	7	5	4	29	39	111
0130	CHERRY CREEK 5	7559	SAGEBRUSH ELEMENTARY SCHOOL	4TH	1	0	5	1	11	10	10	3	25	25	91
0130	CHERRY CREEK 5	7559	SAGEBRUSH ELEMENTARY SCHOOL	5TH	2	1	2	4	8	10	5	6	30	33	101
0130	CHERRY CREEK 5	7559	SAGEBRUSH ELEMENTARY SCHOOL	SCHOOL 1	4	1	23	25	53	57	46	41	160	191	601
0130	CHERRY CREEK 5	8020	SMOKY HILL HIGH SCHOOL	9TH	1	2	17	17	64	54	43	39	194	198	629
0130	CHERRY CREEK 5	8020	SMOKY HILL HIGH SCHOOL	10TH	5	2	25	21	58	70	32	31	199	176	619
0130	CHERRY CREEK 5	8020	SMOKY HILL HIGH SCHOOL	11TH	4	2	26	18	47	40	38	36	171	187	569
0130	CHERRY CREEK 5	8020	SMOKY HILL HIGH SCHOOL	12TH	2	3	27	29	45	63	40	41	201	230	681
0130	CHERRY CREEK 5	8020	SMOKY HILL HIGH SCHOOL	SCHOOL 1	12	9	95	85	214	227	153	147	765	791	2,498
0130	CHERRY CREEK 5	8380	SUMMIT ELEMENTARY SCHOOL	HALF DAY	1	1	1	1	5	10	5	6	19	16	65
0130	CHERRY CREEK 5	8380	SUMMIT ELEMENTARY SCHOOL	1ST	0	0	2	3	4	4	7	5	24	41	90
0130	CHERRY CREEK 5	8380	SUMMIT ELEMENTARY SCHOOL	2ND	0	2	2	2	9	12	5	8	24	22	86
0130	CHERRY CREEK 5	8380	SUMMIT ELEMENTARY SCHOOL	3RD	0	1	2	1	8	4	8	6	21	40	91
0130	CHERRY CREEK 5	8380	SUMMIT ELEMENTARY SCHOOL	4TH	0	2	1	2	9	9	6	8	24	37	98
0130	CHERRY CREEK 5	8380	SUMMIT ELEMENTARY SCHOOL	5TH	1	2	0	3	11	2	8	9	28	28	92
0130	CHERRY CREEK 5	8380	SUMMIT ELEMENTARY SCHOOL	SCHOOL 1	2	8	8	12	46	41	39	42	140	184	522
0130	CHERRY CREEK 5	8394	SUNRISE ELEMENTARY SCHOOL	PK	0	0	0	0	0	0	0	0	1	0	1
0130	CHERRY CREEK 5	8394	SUNRISE ELEMENTARY SCHOOL	HALF DAY	1	0	3	2	9	10	11	13	26	31	106
0130	CHERRY CREEK 5	8394	SUNRISE ELEMENTARY SCHOOL	1ST	0	0	0	8	12	11	8	15	38	37	129
0130	CHERRY CREEK 5	8394	SUNRISE ELEMENTARY SCHOOL	2ND	0	0	3	6	14	8	10	13	27	35	116
0130	CHERRY CREEK 5	8394	SUNRISE ELEMENTARY SCHOOL	3RD	0	1	6	2	9	18	6	13	28	28	111
0130	CHERRY CREEK 5	8394	SUNRISE ELEMENTARY SCHOOL	4TH	0	0	4	4	4	8	13	14	33	30	110
0130	CHERRY CREEK 5	8394	SUNRISE ELEMENTARY SCHOOL	5TH	0	0	3	7	9	17	9	6	18	36	105
0130	CHERRY CREEK 5	8394	SUNRISE ELEMENTARY SCHOOL	SCHOOL 1	1	1	19	29	57	72	57	74	171	197	678
0130	CHERRY CREEK 5	8848	THUNDER RIDGE MIDDLE SCHOOL	6TH	0	0	23	13	25	18	25	21	161	127	413
0130	CHERRY CREEK 5	8848	THUNDER RIDGE MIDDLE SCHOOL	7TH	1	0	10	14	30	24	16	27	114	122	358
0130	CHERRY CREEK 5	8848	THUNDER RIDGE MIDDLE SCHOOL	8TH	1	1	14	14	23	31	19	27	123	157	410
0130	CHERRY CREEK 5	8848	THUNDER RIDGE MIDDLE SCHOOL	SCHOOL 1	2	1	47	41	78	73	60	75	398	406	1,181
0130	CHERRY CREEK 5	8850	TIMBERLINE ELEMENTARY SCHOOL	PK	0	0	2	4	2	5	5	2	35	38	93
0130	CHERRY CREEK 5	8850	TIMBERLINE ELEMENTARY SCHOOL	HALF DAY	0	0	3	8	3	1	2	5	42	37	101
0130	CHERRY CREEK 5	8850	TIMBERLINE ELEMENTARY SCHOOL	1ST	1	0	5	2	2	5	5	3	26	44	93

COLORADO DEPARTMENT OF EDUCATION
FALL 2007 PUPIL MEMBERSHIP BY DISTRICT, SCHOOL, GRADE, RACE/ETHNICITY, AND GENDER

District Code	DISTRICT	School Code	SCHOOL	GRADE	AMERICAN INDIAN OR ALASKAN NATIVE	AMERICAN INDIAN OR ALASKAN NATIVE	ASIAN OR PACIFIC ISLANDER	ASIAN OR PACIFIC ISLANDER	BLACK (NOT HISPANIC)	BLACK (NOT HISPANIC)	HISPANIC	HISPANIC	WHITE (NOT HISPANIC)	WHITE (NOT HISPANIC)	Total
					FEMALE	MALE	FEMALE	MALE	FEMALE	MALE	FEMALE	MALE	FEMALE	MALE	
0130	CHERRY CREEK 5	8850	TIMBERLINE ELEMENTARY SCHOOL	2ND	0	0	3	2	5	6	2	6	36	45	105
0130	CHERRY CREEK 5	8850	TIMBERLINE ELEMENTARY SCHOOL	3RD	0	0	4	2	5	5	2	55	37	115	
0130	CHERRY CREEK 5	8850	TIMBERLINE ELEMENTARY SCHOOL	4TH	0	0	9	2	2	7	6	11	38	39	114
0130	CHERRY CREEK 5	8850	TIMBERLINE ELEMENTARY SCHOOL	5TH	0	0	8	0	7	5	3	5	41	44	113
0130	CHERRY CREEK 5	8850	TIMBERLINE ELEMENTARY SCHOOL	SCHOOL 1	1	0	34	20	26	34	28	34	273	284	734
0130	CHERRY CREEK 5	8887	TRAILS WEST ELEMENTARY SCHOOL	PK	0	0	4	3	0	3	1	2	22	28	63
0130	CHERRY CREEK 5	8887	TRAILS WEST ELEMENTARY SCHOOL	HALF DAY	0	2	1	3	5	4	6	3	31	29	84
0130	CHERRY CREEK 5	8887	TRAILS WEST ELEMENTARY SCHOOL	1ST	0	0	2	2	2	3	4	5	40	34	92
0130	CHERRY CREEK 5	8887	TRAILS WEST ELEMENTARY SCHOOL	2ND	0	0	5	3	2	4	3	3	30	25	75
0130	CHERRY CREEK 5	8887	TRAILS WEST ELEMENTARY SCHOOL	3RD	1	1	4	4	5	7	5	28	37	97	
0130	CHERRY CREEK 5	8887	TRAILS WEST ELEMENTARY SCHOOL	4TH	2	0	5	3	4	5	3	6	37	34	99
0130	CHERRY CREEK 5	8887	TRAILS WEST ELEMENTARY SCHOOL	5TH	0	0	4	3	5	4	8	2	29	39	94
0130	CHERRY CREEK 5	8887	TRAILS WEST ELEMENTARY SCHOOL	SCHOOL 1	3	3	25	21	23	28	32	26	217	226	604
0130	CHERRY CREEK 5	9108	VILLAGE EAST COMMUNITY ELEMENTARY SCHOOL	PK	1	0	2	6	9	2	4	6	4	4	38
0130	CHERRY CREEK 5	9108	VILLAGE EAST COMMUNITY ELEMENTARY SCHOOL	HALF DAY	0	0	4	8	18	18	14	17	17	20	116
0130	CHERRY CREEK 5	9108	VILLAGE EAST COMMUNITY ELEMENTARY SCHOOL	1ST	0	1	6	12	16	27	19	14	14	17	126
0130	CHERRY CREEK 5	9108	VILLAGE EAST COMMUNITY ELEMENTARY SCHOOL	2ND	0	1	10	6	16	32	16	10	17	21	129
0130	CHERRY CREEK 5	9108	VILLAGE EAST COMMUNITY ELEMENTARY SCHOOL	3RD	0	0	6	2	16	25	15	11	16	16	102
0130	CHERRY CREEK 5	9108	VILLAGE EAST COMMUNITY ELEMENTARY SCHOOL	4TH	0	0	3	6	16	21	12	17	7	13	95
0130	CHERRY CREEK 5	9108	VILLAGE EAST COMMUNITY ELEMENTARY SCHOOL	5TH	0	0	5	3	23	11	12	14	15	12	95
0130	CHERRY CREEK 5	9108	VILLAGE EAST COMMUNITY ELEMENTARY SCHOOL	SCHOOL 1	1	2	36	43	114	136	92	89	85	103	701
0130	CHERRY CREEK 5	9200	WALNUT HILLS COMMUNITY ELEMENTARY SCHOOL	PK	0	0	0	1	1	2	4	1	11	15	35
0130	CHERRY CREEK 5	9200	WALNUT HILLS COMMUNITY ELEMENTARY SCHOOL	HALF DAY	0	0	4	3	2	0	0	2	24	23	58
0130	CHERRY CREEK 5	9200	WALNUT HILLS COMMUNITY ELEMENTARY SCHOOL	1ST	0	0	5	4	1	0	3	6	21	32	72
0130	CHERRY CREEK 5	9200	WALNUT HILLS COMMUNITY ELEMENTARY SCHOOL	2ND	0	0	2	4	3	1	0	4	41	22	77
0130	CHERRY CREEK 5	9200	WALNUT HILLS COMMUNITY ELEMENTARY SCHOOL	3RD	0	0	2	1	2	1	3	26	28	65	
0130	CHERRY CREEK 5	9200	WALNUT HILLS COMMUNITY ELEMENTARY SCHOOL	4TH	0	0	4	0	1	2	1	28	30	66	
0130	CHERRY CREEK 5	9200	WALNUT HILLS COMMUNITY ELEMENTARY SCHOOL	5TH	1	2	2	2	2	0	4	1	26	25	64
0130	CHERRY CREEK 5	9200	WALNUT HILLS COMMUNITY ELEMENTARY SCHOOL	SCHOOL 1	1	2	15	19	10	5	12	21	177	175	437
0130	CHERRY CREEK 5	9624	WILLOW CREEK ELEMENTARY SCHOOL	PK	0	0	0	0	0	0	0	0	1	1	2
0130	CHERRY CREEK 5	9624	WILLOW CREEK ELEMENTARY SCHOOL	HALF DAY	0	0	10	4	1	0	1	1	44	23	84
0130	CHERRY CREEK 5	9624	WILLOW CREEK ELEMENTARY SCHOOL	1ST	2	0	6	1	1	2	4	39	34	90	
0130	CHERRY CREEK 5	9624	WILLOW CREEK ELEMENTARY SCHOOL	2ND	0	1	8	4	1	0	3	2	31	43	93
0130	CHERRY CREEK 5	9624	WILLOW CREEK ELEMENTARY SCHOOL	3RD	0	0	3	4	3	1	3	1	39	44	98
0130	CHERRY CREEK 5	9624	WILLOW CREEK ELEMENTARY SCHOOL	4TH	0	0	2	3	2	4	1	2	25	33	73
0130	CHERRY CREEK 5	9624	WILLOW CREEK ELEMENTARY SCHOOL	5TH	0	0	2	0	2	1	3	1	34	54	97
0130	CHERRY CREEK 5	9624	WILLOW CREEK ELEMENTARY SCHOOL	SCHOOL 1	3	1	31	16	10	7	13	11	213	232	537
0130	CHERRY CREEK 5		DISTRICT TOTAL		123	152	2,000	2,031	3,484	3,758	3,248	3,388	15,720	16,727	50,631
0140	LITTLETON 6	0298	ARAPAHOE HIGH SCHOOL	9TH	3	0	4	3	2	6	13	14	241	249	535
0140	LITTLETON 6	0298	ARAPAHOE HIGH SCHOOL	10TH	1	1	11	8	3	5	14	18	265	247	573
0140	LITTLETON 6	0298	ARAPAHOE HIGH SCHOOL	11TH	2	2	8	6	7	3	11	10	252	241	542
0140	LITTLETON 6	0298	ARAPAHOE HIGH SCHOOL	12TH	3	1	13	5	4	2	9	18	239	276	570
0140	LITTLETON 6	0298	ARAPAHOE HIGH SCHOOL	SCHOOL 1	9	4	36	22	16	16	47	60	997	1,013	2,220
0140	LITTLETON 6	0752	FRANKLIN ELEMENTARY SCHOOL	HALF DAY	0	0	1	0	0	1	0	0	7	18	37
0140	LITTLETON 6	0752	FRANKLIN ELEMENTARY SCHOOL	KINDERG/	1	0	1	1	0	0	0	0	7	20	30
0140	LITTLETON 6	0752	FRANKLIN ELEMENTARY SCHOOL	1ST	0	0	1	0	0	0	3	2	19	19	44
0140	LITTLETON 6	0752	FRANKLIN ELEMENTARY SCHOOL	2ND	0	1	3	1	0	1	1	3	30	35	75
0140	LITTLETON 6	0752	FRANKLIN ELEMENTARY SCHOOL	3RD	1	0	1	3	0	0	3	4	23	32	67
0140	LITTLETON 6	0752	FRANKLIN ELEMENTARY SCHOOL	4TH	1	0	4	1	0	0	5	1	32	30	74
0140	LITTLETON 6	0752	FRANKLIN ELEMENTARY SCHOOL	5TH	0	1	2	1	1	1	3	3	31	29	72
0140	LITTLETON 6	0752	FRANKLIN ELEMENTARY SCHOOL	SCHOOL 1	3	2	13	7	1	3	15	13	159	183	399
0140	LITTLETON 6	1382	CENTENNIAL ACADEMY OF FINE ARTS EDUCATION	PK	0	0	0	0	0	0	0	1	2	5	8
0140	LITTLETON 6	1382	CENTENNIAL ACADEMY OF FINE ARTS EDUCATION	KINDERG/	0	0	3	1	2	3	7	7	37	26	86
0140	LITTLETON 6	1382	CENTENNIAL ACADEMY OF FINE ARTS EDUCATION	1ST	0	0	3	2	0	2	13	7	33	24	84
0140	LITTLETON 6	1382	CENTENNIAL ACADEMY OF FINE ARTS EDUCATION	2ND	0	0	0	0	1	0	13	8	17	23	62
0140	LITTLETON 6	1382	CENTENNIAL ACADEMY OF FINE ARTS EDUCATION	3RD	0	0	1	1	2	1	6	13	25	28	77
0140	LITTLETON 6	1382	CENTENNIAL ACADEMY OF FINE ARTS EDUCATION	4TH	1	2	2	1	0	2	10	6	22	23	69
0140	LITTLETON 6	1382	CENTENNIAL ACADEMY OF FINE ARTS EDUCATION	5TH	0	0	0	1	3	2	7	13	25	20	71
0140	LITTLETON 6	1382	CENTENNIAL ACADEMY OF FINE ARTS EDUCATION	SCHOOL 1	1	2	9	6	8	10	56	55	161	149	457
0140	LITTLETON 6	2382	EAST ELEMENTARY SCHOOL	PK	0	0	0	0	0	1	1	0	0	2	4
0140	LITTLETON 6	2382	EAST ELEMENTARY SCHOOL	KINDERG/	0	0	2	2	0	2	16	9	8	6	45
0140	LITTLETON 6	2382	EAST ELEMENTARY SCHOOL	1ST	0	0	1	2	0	3	14	11	11	14	56
0140	LITTLETON 6	2382	EAST ELEMENTARY SCHOOL	2ND	0	0	1	5	2	4	11	7	10	9	49
0140	LITTLETON 6	2382	EAST ELEMENTARY SCHOOL	3RD	0	0	1	1	4	1	8	7	8	11	41
0140	LITTLETON 6	2382	EAST ELEMENTARY SCHOOL	4TH	0	0	1	1	1	0	10	6	6	9	34
0140	LITTLETON 6	2382	EAST ELEMENTARY SCHOOL	5TH	0	0	0	1	1	3	5	9	8	4	31
0140	LITTLETON 6	2382	EAST ELEMENTARY SCHOOL	SCHOOL 1	0	0	6	12	8	14	65	49	51	55	260

COLORADO DEPARTMENT OF EDUCATION
FALL 2007 PUPIL MEMBERSHIP BY DISTRICT, SCHOOL, GRADE, RACE/ETHNICITY, AND GENDER

District Code	DISTRICT	School Code	SCHOOL	GRADE	AMERICAN INDIAN OR ALASKAN NATIVE	AMERICAN INDIAN OR ALASKAN NATIVE	ASIAN OR PACIFIC ISLANDER	ASIAN OR PACIFIC ISLANDER	BLACK (NOT HISPANIC)	BLACK (NOT HISPANIC)	HISPANIC	HISPANIC	WHITE (NOT HISPANIC)	WHITE (NOT HISPANIC)	Total	
					FEMALE	MALE	FEMALE	MALE	FEMALE	MALE	FEMALE	MALE	FEMALE	MALE		FEMALE
0140	LITTLETON 6	2804	EUCLID MIDDLE SCHOOL	6TH	1	3	2	4	7	3	15	12	79	124	250	
0140	LITTLETON 6	2804	EUCLID MIDDLE SCHOOL	7TH	0	1	5	4	2	4	10	11	92	112	241	
0140	LITTLETON 6	2804	EUCLID MIDDLE SCHOOL	8TH	1	1	3	7	6	11	19	19	118	131	303	
0140	LITTLETON 6	2804	EUCLID MIDDLE SCHOOL	SCHOOL 1	2	5	10	15	15	13	36	42	289	367	794	
0140	LITTLETON 6	2926	FIELD ELEMENTARY SCHOOL	KINDERG/	0	0	1	1	1	5	22	23	17	14	84	
0140	LITTLETON 6	2926	FIELD ELEMENTARY SCHOOL	1ST	0	0	0	2	2	1	10	21	20	17	73	
0140	LITTLETON 6	2926	FIELD ELEMENTARY SCHOOL	2ND	0	0	1	2	2	2	13	21	13	17	71	
0140	LITTLETON 6	2926	FIELD ELEMENTARY SCHOOL	3RD	0	1	0	1	4	4	14	12	12	14	62	
0140	LITTLETON 6	2926	FIELD ELEMENTARY SCHOOL	4TH	0	0	0	0	0	3	14	18	18	19	72	
0140	LITTLETON 6	2926	FIELD ELEMENTARY SCHOOL	5TH	0	0	0	1	1	1	18	9	16	18	64	
0140	LITTLETON 6	2926	FIELD ELEMENTARY SCHOOL	SCHOOL 1	0	1	2	7	10	16	91	104	96	99	426	
0140	LITTLETON 6	3472	GODDARD MIDDLE SCHOOL	6TH	1	1	3	0	4	3	19	21	91	77	220	
0140	LITTLETON 6	3472	GODDARD MIDDLE SCHOOL	7TH	1	0	2	4	4	5	28	26	116	97	283	
0140	LITTLETON 6	3472	GODDARD MIDDLE SCHOOL	8TH	0	0	7	5	3	4	35	24	94	109	281	
0140	LITTLETON 6	3472	GODDARD MIDDLE SCHOOL	SCHOOL 1	2	1	12	9	11	12	82	71	301	283	784	
0140	LITTLETON 6	3930	HERITAGE HIGH SCHOOL	9TH	2	2	7	3	7	6	18	18	187	205	455	
0140	LITTLETON 6	3930	HERITAGE HIGH SCHOOL	10TH	2	1	6	2	3	1	15	12	173	183	398	
0140	LITTLETON 6	3930	HERITAGE HIGH SCHOOL	11TH	1	1	7	1	3	6	13	12	149	181	374	
0140	LITTLETON 6	3930	HERITAGE HIGH SCHOOL	12TH	1	4	7	7	2	3	17	16	208	195	460	
0140	LITTLETON 6	3930	HERITAGE HIGH SCHOOL	SCHOOL 1*	6	8	27	13	15	16	63	58	717	764	1,627	
0140	LITTLETON 6	3950	HIGHLAND ELEMENTARY SCHOOL	PK	1	0	1	0	0	0	0	0	18	8	28	
0140	LITTLETON 6	3950	HIGHLAND ELEMENTARY SCHOOL	HALF DAY	0	0	2	0	0	0	3	1	7	11	24	
0140	LITTLETON 6	3950	HIGHLAND ELEMENTARY SCHOOL	KINDERG/	0	0	1	2	0	1	0	1	0	5	11	20
0140	LITTLETON 6	3950	HIGHLAND ELEMENTARY SCHOOL	1ST	0	0	0	1	0	0	1	3	24	27	57	
0140	LITTLETON 6	3950	HIGHLAND ELEMENTARY SCHOOL	2ND	0	0	3	3	1	1	5	2	28	22	65	
0140	LITTLETON 6	3950	HIGHLAND ELEMENTARY SCHOOL	3RD	0	0	2	1	2	0	2	6	23	37	73	
0140	LITTLETON 6	3950	HIGHLAND ELEMENTARY SCHOOL	4TH	1	0	2	2	0	1	4	3	22	18	53	
0140	LITTLETON 6	3950	HIGHLAND ELEMENTARY SCHOOL	5TH	0	0	0	0	0	3	0	23	30	56		
0140	LITTLETON 6	3950	HIGHLAND ELEMENTARY SCHOOL	SCHOOL 1	2	0	12	9	3	2	19	15	150	164	376	
0140	LITTLETON 6	4316	NEWTON MIDDLE SCHOOL	6TH	1	1	2	4	1	5	7	8	102	104	235	
0140	LITTLETON 6	4316	NEWTON MIDDLE SCHOOL	7TH	1	3	2	6	2	2	14	14	87	127	258	
0140	LITTLETON 6	4316	NEWTON MIDDLE SCHOOL	8TH	0	0	5	2	1	0	8	8	86	98	209	
0140	LITTLETON 6	4316	NEWTON MIDDLE SCHOOL	SCHOOL 1	2	5	9	12	4	7	29	30	275	329	702	
0140	LITTLETON 6	4447	JOHN WESLEY POWELL MIDDLE SCHOOL	6TH	0	2	1	4	1	1	12	9	131	134	295	
0140	LITTLETON 6	4447	JOHN WESLEY POWELL MIDDLE SCHOOL	7TH	0	0	3	1	3	2	11	12	140	139	312	
0140	LITTLETON 6	4447	JOHN WESLEY POWELL MIDDLE SCHOOL	8TH	2	1	4	1	2	1	8	10	136	142	307	
0140	LITTLETON 6	4447	JOHN WESLEY POWELL MIDDLE SCHOOL	SCHOOL 1	3	3	8	6	6	4	31	31	407	415	914	
0140	LITTLETON 6	5088	AMES ELEMENTARY SCHOOL	PK	0	0	3	1	1	0	0	1	6	10	22	
0140	LITTLETON 6	5088	AMES ELEMENTARY SCHOOL	HALF DAY	0	0	1	2	0	0	0	0	9	6	18	
0140	LITTLETON 6	5088	AMES ELEMENTARY SCHOOL	KINDERG/	0	0	1	1	0	1	1	0	4	5	13	
0140	LITTLETON 6	5088	AMES ELEMENTARY SCHOOL	1ST	0	0	0	1	0	1	2	1	14	14	33	
0140	LITTLETON 6	5088	AMES ELEMENTARY SCHOOL	2ND	0	0	0	0	0	1	2	1	16	18	37	
0140	LITTLETON 6	5088	AMES ELEMENTARY SCHOOL	3RD	0	0	3	0	0	1	2	12	13	31		
0140	LITTLETON 6	5088	AMES ELEMENTARY SCHOOL	4TH	0	0	3	0	1	0	3	11	14	33		
0140	LITTLETON 6	5088	AMES ELEMENTARY SCHOOL	5TH	0	1	0	1	1	0	2	2	20	17	44	
0140	LITTLETON 6	5088	AMES ELEMENTARY SCHOOL	SCHOOL 1	0	1	11	6	3	7	11	92	97	231		
0140	LITTLETON 6	5224	LITTLETON HIGH SCHOOL	9TH	3	1	4	3	6	8	29	28	158	167	407	
0140	LITTLETON 6	5224	LITTLETON HIGH SCHOOL	10TH	2	1	7	6	2	8	32	28	157	182	425	
0140	LITTLETON 6	5224	LITTLETON HIGH SCHOOL	11TH	1	2	8	7	10	5	24	27	183	152	419	
0140	LITTLETON 6	5224	LITTLETON HIGH SCHOOL	12TH	2	1	6	5	5	3	24	28	148	154	376	
0140	LITTLETON 6	5224	LITTLETON HIGH SCHOOL	SCHOOL 1	8	5	25	21	23	24	109	111	646	655	1,627	
0140	LITTLETON 6	5229	LITTLETON ACADEMY	HALF DAY	0	0	4	4	2	0	1	0	16	23	50	
0140	LITTLETON 6	5229	LITTLETON ACADEMY	1ST	0	0	6	2	1	0	1	2	14	26	52	
0140	LITTLETON 6	5229	LITTLETON ACADEMY	2ND	0	0	3	2	0	1	2	1	18	25	52	
0140	LITTLETON 6	5229	LITTLETON ACADEMY	3RD	0	0	2	2	0	0	1	0	19	26	50	
0140	LITTLETON 6	5229	LITTLETON ACADEMY	4TH	0	0	3	5	0	1	1	1	15	29	54	
0140	LITTLETON 6	5229	LITTLETON ACADEMY	5TH	0	0	2	3	1	0	1	0	26	17	50	
0140	LITTLETON 6	5229	LITTLETON ACADEMY	6TH	0	0	2	4	0	1	0	1	22	21	50	
0140	LITTLETON 6	5229	LITTLETON ACADEMY	7TH	0	0	2	0	1	0	3	0	21	24	51	
0140	LITTLETON 6	5229	LITTLETON ACADEMY	8TH	1	0	2	2	0	0	0	0	23	18	46	
0140	LITTLETON 6	5229	LITTLETON ACADEMY	SCHOOL 1	1	0	26	24	5	1	11	4	174	209	455	
0140	LITTLETON 6	5233	LITTLETON PREP CHARTER SCHOOL	HALF DAY	0	0	0	0	0	0	3	2	1	7	13	
0140	LITTLETON 6	5233	LITTLETON PREP CHARTER SCHOOL	KINDERG/	0	0	2	0	0	0	6	7	17	15	47	
0140	LITTLETON 6	5233	LITTLETON PREP CHARTER SCHOOL	1ST	0	0	0	1	2	1	6	10	18	19	57	
0140	LITTLETON 6	5233	LITTLETON PREP CHARTER SCHOOL	2ND	0	1	1	0	1	1	6	8	25	16	59	
0140	LITTLETON 6	5233	LITTLETON PREP CHARTER SCHOOL	3RD	0	0	1	0	3	0	8	16	15	17	60	
0140	LITTLETON 6	5233	LITTLETON PREP CHARTER SCHOOL	4TH	0	0	2	1	1	0	10	6	19	13	52	

COLORADO DEPARTMENT OF EDUCATION
FALL 2007 PUPIL MEMBERSHIP BY DISTRICT, SCHOOL, GRADE, RACE/ETHNICITY, AND GENDER

District Code	DISTRICT	School Code	SCHOOL	GRADE	AMERICAN	AMERICAN	ASIAN OR	ASIAN OR	BLACK	BLACK (NOT	HISPANIC	HISPANIC	WHITE (NOT	WHITE (NOT	Total
					INDIAN OR ALASKAN NATIVE	INDIAN OR ALASKAN NATIVE	PACIFIC ISLANDER	PACIFIC ISLANDER	(NOT HISPANIC)	HISPANIC)			HISPANIC)	HISPANIC)	
0140	LITTLETON 6	5233	LITTLETON PREP CHARTER SCHOOL	5TH	0	0	0	2	0	0	11	10	22	15	60
0140	LITTLETON 6	5233	LITTLETON PREP CHARTER SCHOOL	6TH	2	0	1	1	1	1	10	5	4	28	53
0140	LITTLETON 6	5233	LITTLETON PREP CHARTER SCHOOL	7TH	2	1	0	0	0	0	10	5	12	19	49
0140	LITTLETON 6	5233	LITTLETON PREP CHARTER SCHOOL	8TH	1	1	0	1	1	0	8	6	11	13	42
0140	LITTLETON 6	5233	LITTLETON PREP CHARTER SCHOOL	SCHOOL 1	5	3	7	6	9	3	78	75	144	162	492
0140	LITTLETON 6	5236	LOIS LENSKI ELEMENTARY SCHOOL	HALF DAY	0	0	1	0	1	0	1	0	32	38	73
0140	LITTLETON 6	5236	LOIS LENSKI ELEMENTARY SCHOOL	KINDERG/	0	0	2	0	0	1	0	2	9	6	20
0140	LITTLETON 6	5236	LOIS LENSKI ELEMENTARY SCHOOL	1ST	0	1	3	2	1	1	2	33	52	96	
0140	LITTLETON 6	5236	LOIS LENSKI ELEMENTARY SCHOOL	2ND	0	0	2	2	1	0	3	2	43	53	106
0140	LITTLETON 6	5236	LOIS LENSKI ELEMENTARY SCHOOL	3RD	0	0	5	0	0	2	4	0	42	47	100
0140	LITTLETON 6	5236	LOIS LENSKI ELEMENTARY SCHOOL	4TH	0	0	3	0	0	0	4	2	48	52	109
0140	LITTLETON 6	5236	LOIS LENSKI ELEMENTARY SCHOOL	5TH	0	0	2	2	0	0	4	2	44	40	94
0140	LITTLETON 6	5236	LOIS LENSKI ELEMENTARY SCHOOL	SCHOOL 1	0	1	18	6	3	4	17	10	251	288	598
0140	LITTLETON 6	5572	HOPKINS ELEMENTARY SCHOOL	PK	0	0	1	0	0	0	0	0	15	18	34
0140	LITTLETON 6	5572	HOPKINS ELEMENTARY SCHOOL	KINDERG/	1	0	2	1	1	2	3	4	23	20	57
0140	LITTLETON 6	5572	HOPKINS ELEMENTARY SCHOOL	1ST	0	0	0	1	0	1	3	3	23	20	51
0140	LITTLETON 6	5572	HOPKINS ELEMENTARY SCHOOL	2ND	0	0	2	0	1	0	4	1	15	21	44
0140	LITTLETON 6	5572	HOPKINS ELEMENTARY SCHOOL	3RD	0	1	1	1	0	0	1	2	17	21	44
0140	LITTLETON 6	5572	HOPKINS ELEMENTARY SCHOOL	4TH	0	0	1	1	0	0	5	5	22	17	51
0140	LITTLETON 6	5572	HOPKINS ELEMENTARY SCHOOL	5TH	0	0	0	2	0	2	4	4	20	22	54
0140	LITTLETON 6	5572	HOPKINS ELEMENTARY SCHOOL	SCHOOL 1	1	1	7	6	2	5	20	19	135	139	335
0140	LITTLETON 6	5574	TWAIN ELEMENTARY SCHOOL	HALF DAY	0	0	0	0	0	0	0	0	9	5	14
0140	LITTLETON 6	5574	TWAIN ELEMENTARY SCHOOL	KINDERG/	0	0	0	0	0	0	3	1	19	18	41
0140	LITTLETON 6	5574	TWAIN ELEMENTARY SCHOOL	1ST	0	0	0	0	0	0	0	0	23	31	54
0140	LITTLETON 6	5574	TWAIN ELEMENTARY SCHOOL	2ND	1	0	3	1	0	1	3	5	23	18	55
0140	LITTLETON 6	5574	TWAIN ELEMENTARY SCHOOL	3RD	1	0	1	1	1	0	3	4	32	27	70
0140	LITTLETON 6	5574	TWAIN ELEMENTARY SCHOOL	4TH	0	0	1	1	2	0	3	4	28	30	70
0140	LITTLETON 6	5574	TWAIN ELEMENTARY SCHOOL	5TH	0	0	2	0	0	4	3	28	22	61	
0140	LITTLETON 6	5574	TWAIN ELEMENTARY SCHOOL	SCHOOL 1	2	2	7	3	5	1	16	17	162	151	365
0140	LITTLETON 6	6292	VILLAGE AT NORTH	PK	1	2	3	6	4	4	46	51	60	85	262
0140	LITTLETON 6	6292	VILLAGE AT NORTH	SCHOOL 1	1	2	3	6	4	4	46	51	60	85	262
0140	LITTLETON 6	6814	PEABODY ELEMENTARY SCHOOL	PK	0	0	0	0	0	1	0	15	8	24	
0140	LITTLETON 6	6814	PEABODY ELEMENTARY SCHOOL	HALF DAY	0	1	0	1	1	0	1	0	18	18	40
0140	LITTLETON 6	6814	PEABODY ELEMENTARY SCHOOL	KINDERG/	0	0	0	0	0	1	0	0	7	11	19
0140	LITTLETON 6	6814	PEABODY ELEMENTARY SCHOOL	1ST	0	0	1	0	0	0	3	2	20	22	48
0140	LITTLETON 6	6814	PEABODY ELEMENTARY SCHOOL	2ND	0	0	2	0	0	2	1	25	31	61	
0140	LITTLETON 6	6814	PEABODY ELEMENTARY SCHOOL	3RD	0	1	2	2	1	1	3	2	20	24	56
0140	LITTLETON 6	6814	PEABODY ELEMENTARY SCHOOL	4TH	1	0	0	0	0	1	1	3	26	23	55
0140	LITTLETON 6	6814	PEABODY ELEMENTARY SCHOOL	5TH	1	0	1	0	2	0	0	2	31	24	61
0140	LITTLETON 6	6814	PEABODY ELEMENTARY SCHOOL	SCHOOL 1	2	2	6	3	4	3	11	10	162	161	364
0140	LITTLETON 6	7518	RUNYON ELEMENTARY SCHOOL	HALF DAY	0	0	2	0	0	1	0	1	23	23	50
0140	LITTLETON 6	7518	RUNYON ELEMENTARY SCHOOL	KINDERG/	0	0	0	0	0	1	2	0	6	5	14
0140	LITTLETON 6	7518	RUNYON ELEMENTARY SCHOOL	1ST	0	0	4	1	0	0	2	2	23	33	65
0140	LITTLETON 6	7518	RUNYON ELEMENTARY SCHOOL	2ND	0	0	0	1	1	0	2	6	30	27	67
0140	LITTLETON 6	7518	RUNYON ELEMENTARY SCHOOL	3RD	0	0	1	1	0	0	6	2	34	29	73
0140	LITTLETON 6	7518	RUNYON ELEMENTARY SCHOOL	4TH	0	0	2	0	0	3	1	34	26	67	
0140	LITTLETON 6	7518	RUNYON ELEMENTARY SCHOOL	5TH	0	0	2	2	1	0	4	3	29	27	68
0140	LITTLETON 6	7518	RUNYON ELEMENTARY SCHOOL	SCHOOL 1	0	0	11	5	3	2	19	15	179	170	404
0140	LITTLETON 6	7606	SANDBURG ELEMENTARY SCHOOL	PK	0	0	1	1	0	0	1	0	36	26	65
0140	LITTLETON 6	7606	SANDBURG ELEMENTARY SCHOOL	HALF DAY	0	0	2	0	0	0	0	0	15	18	35
0140	LITTLETON 6	7606	SANDBURG ELEMENTARY SCHOOL	KINDERG/	0	0	0	0	0	0	0	0	19	16	35
0140	LITTLETON 6	7606	SANDBURG ELEMENTARY SCHOOL	1ST	0	0	1	2	0	0	2	30	30	65	
0140	LITTLETON 6	7606	SANDBURG ELEMENTARY SCHOOL	2ND	1	0	0	0	1	0	4	1	31	39	77
0140	LITTLETON 6	7606	SANDBURG ELEMENTARY SCHOOL	3RD	0	1	2	0	1	1	4	1	29	37	76
0140	LITTLETON 6	7606	SANDBURG ELEMENTARY SCHOOL	4TH	0	0	3	1	1	0	2	1	24	41	73
0140	LITTLETON 6	7606	SANDBURG ELEMENTARY SCHOOL	5TH	0	2	2	0	0	0	5	41	35	85	
0140	LITTLETON 6	7606	SANDBURG ELEMENTARY SCHOOL	SCHOOL 1	1	3	11	4	3	1	11	10	225	242	511
0140	LITTLETON 6	8064	MOODY ELEMENTARY SCHOOL	PK	0	0	0	0	0	0	0	0	11	6	17
0140	LITTLETON 6	8064	MOODY ELEMENTARY SCHOOL	KINDERG/	0	0	0	0	1	4	3	6	24	24	62
0140	LITTLETON 6	8064	MOODY ELEMENTARY SCHOOL	1ST	0	0	0	0	1	2	5	1	20	19	48
0140	LITTLETON 6	8064	MOODY ELEMENTARY SCHOOL	2ND	0	0	1	1	1	0	5	3	18	19	48
0140	LITTLETON 6	8064	MOODY ELEMENTARY SCHOOL	3RD	0	0	0	2	2	5	4	5	17	11	46
0140	LITTLETON 6	8064	MOODY ELEMENTARY SCHOOL	4TH	0	0	1	1	1	2	2	5	10	17	39
0140	LITTLETON 6	8064	MOODY ELEMENTARY SCHOOL	5TH	0	1	2	1	1	4	3	23	23	58	
0140	LITTLETON 6	8064	MOODY ELEMENTARY SCHOOL	SCHOOL 1	0	1	4	5	6	14	23	23	123	119	318
0140	LITTLETON 6	9530	WHITMAN ELEMENTARY SCHOOL	PK	0	0	0	0	0	0	0	1	17	4	22
0140	LITTLETON 6	9530	WHITMAN ELEMENTARY SCHOOL	HALF DAY	0	1	0	2	0	0	3	0	4	9	19

COLORADO DEPARTMENT OF EDUCATION
FALL 2007 PUPIL MEMBERSHIP BY DISTRICT, SCHOOL, GRADE, RACE/ETHNICITY, AND GENDER


District Code	DISTRICT	School Code	SCHOOL	GRADE	AMERICAN	AMERICAN	ASIAN OR	ASIAN OR	BLACK	BLACK (NOT	HISPANIC	HISPANIC	WHITE (NOT	WHITE (NOT	Total
					INDIAN OR ALASKAN NATIVE	INDIAN OR ALASKAN NATIVE	PACIFIC ISLANDER	PACIFIC ISLANDER	(NOT HISPANIC)	HISPANIC)			HISPANIC)	HISPANIC)	
0140	LITTLETON 6	9530	WHITMAN ELEMENTARY SCHOOL	KINDERG/	0	0	0	0	0	0	1	1	13	7	22
0140	LITTLETON 6	9530	WHITMAN ELEMENTARY SCHOOL	1ST	0	0	1	1	3	0	1	1	20	18	45
0140	LITTLETON 6	9530	WHITMAN ELEMENTARY SCHOOL	2ND	0	0	1	2	0	1	2	3	15	24	48
0140	LITTLETON 6	9530	WHITMAN ELEMENTARY SCHOOL	3RD	0	0	5	0	1	0	2	2	17	14	41
0140	LITTLETON 6	9530	WHITMAN ELEMENTARY SCHOOL	4TH	0	0	1	2	1	0	2	3	27	20	56
0140	LITTLETON 6	9530	WHITMAN ELEMENTARY SCHOOL	5TH	2	0	2	2	1	1	0	2	12	18	40
0140	LITTLETON 6	9530	WHITMAN ELEMENTARY SCHOOL	SCHOOL 1	2	1	10	9	6	2	11	13	125	114	293
0140	LITTLETON 6	9600	WILDER ELEMENTARY SCHOOL	PK	0	0	1	0	0	0	1	0	27	25	54
0140	LITTLETON 6	9600	WILDER ELEMENTARY SCHOOL	HALF DAY	0	0	0	0	0	0	1	2	18	24	45
0140	LITTLETON 6	9600	WILDER ELEMENTARY SCHOOL	KINDERG/	0	0	1	0	0	0	2	0	19	26	48
0140	LITTLETON 6	9600	WILDER ELEMENTARY SCHOOL	1ST	0	0	5	3	0	0	0	3	39	48	98
0140	LITTLETON 6	9600	WILDER ELEMENTARY SCHOOL	2ND	0	0	1	1	1	0	0	2	46	43	94
0140	LITTLETON 6	9600	WILDER ELEMENTARY SCHOOL	3RD	0	1	1	2	0	1	4	1	59	50	119
0140	LITTLETON 6	9600	WILDER ELEMENTARY SCHOOL	4TH	0	0	4	2	0	0	1	1	48	48	104
0140	LITTLETON 6	9600	WILDER ELEMENTARY SCHOOL	5TH	0	0	3	1	0	0	2	1	50	44	101
0140	LITTLETON 6	9600	WILDER ELEMENTARY SCHOOL	SCHOOL 1	0	1	16	9	1	1	11	10	306	308	663
0140	LITTLETON 6		DISTRICT TOTAL		53	53	306	231	174	181	924	907	6,387	6,721	15,937
0170	DEER TRAIL 26J	2136	DEER TRAIL ELEMENTARY SCHOOL	PK	0	0	0	0	0	0	1	1	8	8	18
0170	DEER TRAIL 26J	2136	DEER TRAIL ELEMENTARY SCHOOL	KINDERG/	0	0	0	0	0	0	0	0	6	6	12
0170	DEER TRAIL 26J	2136	DEER TRAIL ELEMENTARY SCHOOL	1ST	0	0	0	0	0	0	1	0	9	3	13
0170	DEER TRAIL 26J	2136	DEER TRAIL ELEMENTARY SCHOOL	2ND	0	0	0	0	0	0	0	0	5	6	11
0170	DEER TRAIL 26J	2136	DEER TRAIL ELEMENTARY SCHOOL	3RD	1	1	0	0	0	0	0	0	4	2	8
0170	DEER TRAIL 26J	2136	DEER TRAIL ELEMENTARY SCHOOL	4TH	0	0	0	0	0	0	0	0	2	4	6
0170	DEER TRAIL 26J	2136	DEER TRAIL ELEMENTARY SCHOOL	5TH	0	0	0	0	0	0	0	0	8	4	12
0170	DEER TRAIL 26J	2136	DEER TRAIL ELEMENTARY SCHOOL	SCHOOL 1	1	1	0	0	0	0	2	1	42	33	80
0170	DEER TRAIL 26J	2140	DEER TRAIL JUNIOR-SENIOR HIGH SCHOOL	6TH	0	0	0	0	0	0	0	0	6	3	9
0170	DEER TRAIL 26J	2140	DEER TRAIL JUNIOR-SENIOR HIGH SCHOOL	7TH	0	0	1	0	0	0	0	0	3	8	12
0170	DEER TRAIL 26J	2140	DEER TRAIL JUNIOR-SENIOR HIGH SCHOOL	8TH	0	0	1	0	0	0	0	1	5	9	16
0170	DEER TRAIL 26J	2140	DEER TRAIL JUNIOR-SENIOR HIGH SCHOOL	9TH	1	0	0	0	0	0	0	1	11	7	20
0170	DEER TRAIL 26J	2140	DEER TRAIL JUNIOR-SENIOR HIGH SCHOOL	10TH	0	0	0	0	0	0	0	0	5	7	12
0170	DEER TRAIL 26J	2140	DEER TRAIL JUNIOR-SENIOR HIGH SCHOOL	11TH	0	0	0	0	0	0	0	0	7	6	14
0170	DEER TRAIL 26J	2140	DEER TRAIL JUNIOR-SENIOR HIGH SCHOOL	12TH	0	0	0	0	0	0	0	0	3	11	14
0170	DEER TRAIL 26J	2140	DEER TRAIL JUNIOR-SENIOR HIGH SCHOOL	SCHOOL 1	1	1	2	0	0	0	0	2	40	51	97
0170	DEER TRAIL 26J		DISTRICT TOTAL		2	2	2	0	0	0	2	3	82	84	177
0180	ADAMS-ARAPAHOE 28J	0000	NOT IN A SCHOOL	1ST	0	0	0	0	1	0	0	0	0	0	1
0180	ADAMS-ARAPAHOE 28J	0000	NOT IN A SCHOOL	4TH	0	0	0	0	0	0	1	0	0	0	1
0180	ADAMS-ARAPAHOE 28J	0000	NOT IN A SCHOOL	8TH	0	0	0	0	0	0	0	2	0	0	2
0180	ADAMS-ARAPAHOE 28J	0000	NOT IN A SCHOOL	9TH	0	0	0	0	0	0	1	0	0	0	1
0180	ADAMS-ARAPAHOE 28J	0000	NOT IN A SCHOOL	10TH	0	0	0	0	1	0	0	0	0	0	1
0180	ADAMS-ARAPAHOE 28J	0000	NOT IN A SCHOOL	11TH	0	0	0	0	0	0	0	1	1	0	2
0180	ADAMS-ARAPAHOE 28J	0000	NOT IN A SCHOOL	12TH	0	0	0	0	0	2	0	0	0	0	2
0180	ADAMS-ARAPAHOE 28J	0000	NOT IN A SCHOOL	SCHOOL 1	0	0	0	0	2	2	2	3	1	0	10
0180	ADAMS-ARAPAHOE 28J	0214	ALTURA ELEMENTARY SCHOOL	HALF DAY	0	0	0	0	2	3	10	11	3	1	30
0180	ADAMS-ARAPAHOE 28J	0214	ALTURA ELEMENTARY SCHOOL	KINDERG/	0	0	1	0	2	2	11	19	4	3	42
0180	ADAMS-ARAPAHOE 28J	0214	ALTURA ELEMENTARY SCHOOL	1ST	0	1	0	0	4	4	26	32	4	1	72
0180	ADAMS-ARAPAHOE 28J	0214	ALTURA ELEMENTARY SCHOOL	2ND	0	0	1	0	13	5	38	26	5	5	93
0180	ADAMS-ARAPAHOE 28J	0214	ALTURA ELEMENTARY SCHOOL	3RD	1	0	0	0	8	7	25	26	3	6	76
0180	ADAMS-ARAPAHOE 28J	0214	ALTURA ELEMENTARY SCHOOL	4TH	0	0	0	0	5	6	31	17	4	6	69
0180	ADAMS-ARAPAHOE 28J	0214	ALTURA ELEMENTARY SCHOOL	5TH	0	0	0	0	8	5	23	19	4	4	63
0180	ADAMS-ARAPAHOE 28J	0214	ALTURA ELEMENTARY SCHOOL	SCHOOL 1	1	1	2	0	42	32	164	150	27	26	445
0180	ADAMS-ARAPAHOE 28J	0310	ARKANSAS ELEMENTARY SCHOOL	HALF DAY	0	1	0	1	9	9	17	19	17	8	81
0180	ADAMS-ARAPAHOE 28J	0310	ARKANSAS ELEMENTARY SCHOOL	1ST	0	1	2	2	14	11	15	17	14	16	92
0180	ADAMS-ARAPAHOE 28J	0310	ARKANSAS ELEMENTARY SCHOOL	2ND	0	1	2	4	16	12	17	9	16	15	92
0180	ADAMS-ARAPAHOE 28J	0310	ARKANSAS ELEMENTARY SCHOOL	3RD	1	0	2	1	19	17	15	12	12	14	93
0180	ADAMS-ARAPAHOE 28J	0310	ARKANSAS ELEMENTARY SCHOOL	4TH	0	1	2	0	12	18	15	17	16	11	92
0180	ADAMS-ARAPAHOE 28J	0310	ARKANSAS ELEMENTARY SCHOOL	5TH	0	1	2	1	12	21	12	10	9	16	82
0180	ADAMS-ARAPAHOE 28J	0310	ARKANSAS ELEMENTARY SCHOOL	SCHOOL 1	1	4	9	9	82	88	91	84	84	80	532
0180	ADAMS-ARAPAHOE 28J	0458	AURORA ACADEMY CHARTER SCHOOL	HALF DAY	0	0	1	7	5	5	4	11	17	50	50
0180	ADAMS-ARAPAHOE 28J	0458	AURORA ACADEMY CHARTER SCHOOL	1ST	1	0	1	0	7	10	4	7	13	50	50
0180	ADAMS-ARAPAHOE 28J	0458	AURORA ACADEMY CHARTER SCHOOL	2ND	0	1	2	1	9	10	11	13	14	14	75
0180	ADAMS-ARAPAHOE 28J	0458	AURORA ACADEMY CHARTER SCHOOL	3RD	0	0	3	2	6	11	9	8	23	13	75
0180	ADAMS-ARAPAHOE 28J	0458	AURORA ACADEMY CHARTER SCHOOL	4TH	0	1	0	0	11	5	4	5	14	10	50
0180	ADAMS-ARAPAHOE 28J	0458	AURORA ACADEMY CHARTER SCHOOL	5TH	0	2	2	0	4	4	2	6	19	11	50
0180	ADAMS-ARAPAHOE 28J	0458	AURORA ACADEMY CHARTER SCHOOL	6TH	0	0	0	0	3	4	8	6	13	16	50
0180	ADAMS-ARAPAHOE 28J	0458	AURORA ACADEMY CHARTER SCHOOL	7TH	0	0	0	0	8	5	3	4	19	11	50
0180	ADAMS-ARAPAHOE 28J	0458	AURORA ACADEMY CHARTER SCHOOL	8TH	1	0	1	3	3	0	2	7	14	12	43
0180	ADAMS-ARAPAHOE 28J	0458	AURORA ACADEMY CHARTER SCHOOL	SCHOOL 1	2	4	9	7	58	54	48	60	134	117	493

COLORADO DEPARTMENT OF EDUCATION
FALL 2007 PUPIL MEMBERSHIP BY DISTRICT, SCHOOL, GRADE, RACE/ETHNICITY, AND GENDER

District Code	DISTRICT	School Code	SCHOOL	GRADE	AMERICAN INDIAN OR ALASKAN NATIVE	AMERICAN INDIAN OR ALASKAN NATIVE	ASIAN OR PACIFIC ISLANDER	ASIAN OR PACIFIC ISLANDER	BLACK (NOT HISPANIC)	BLACK (NOT HISPANIC)	HISPANIC	HISPANIC	WHITE (NOT HISPANIC)	WHITE (NOT HISPANIC)	Total
					FEMALE	MALE	FEMALE	MALE	FEMALE	MALE	FEMALE	MALE	FEMALE	MALE	
0180	ADAMS-ARAPAHOE 28J	0464	AURORA HILLS MIDDLE SCHOOL	6TH	3	3	14	12	43	34	78	86	43	55	371
0180	ADAMS-ARAPAHOE 28J	0464	AURORA HILLS MIDDLE SCHOOL	7TH	5	1	8	8	34	44	70	86	50	37	343
0180	ADAMS-ARAPAHOE 28J	0464	AURORA HILLS MIDDLE SCHOOL	8TH	0	1	6	9	47	35	59	89	45	58	349
0180	ADAMS-ARAPAHOE 28J	0464	AURORA HILLS MIDDLE SCHOOL	SCHOOL 1	8	5	28	29	124	113	207	261	138	150	1,063
0180	ADAMS-ARAPAHOE 28J	0465	AURORA FRONTIER K-8	HALF DAY	0	0	4	5	3	6	4	7	14	12	55
0180	ADAMS-ARAPAHOE 28J	0465	AURORA FRONTIER K-8	KINDERG/	0	0	0	0	2	2	1	8	5	20	20
0180	ADAMS-ARAPAHOE 28J	0465	AURORA FRONTIER K-8	1ST	0	2	5	2	6	14	9	9	16	17	80
0180	ADAMS-ARAPAHOE 28J	0465	AURORA FRONTIER K-8	2ND	0	3	3	6	9	11	9	11	14	14	66
0180	ADAMS-ARAPAHOE 28J	0465	AURORA FRONTIER K-8	3RD	0	0	4	6	8	9	10	12	13	19	81
0180	ADAMS-ARAPAHOE 28J	0465	AURORA FRONTIER K-8	4TH	1	2	3	2	11	7	8	12	7	10	63
0180	ADAMS-ARAPAHOE 28J	0465	AURORA FRONTIER K-8	5TH	2	2	3	0	12	11	7	3	7	14	61
0180	ADAMS-ARAPAHOE 28J	0465	AURORA FRONTIER K-8	6TH	1	0	2	1	10	5	8	8	13	8	56
0180	ADAMS-ARAPAHOE 28J	0465	AURORA FRONTIER K-8	7TH	1	0	2	2	12	9	10	7	15	12	70
0180	ADAMS-ARAPAHOE 28J	0465	AURORA FRONTIER K-8	8TH	1	0	1	3	3	8	12	5	6	15	54
0180	ADAMS-ARAPAHOE 28J	0465	AURORA FRONTIER K-8	SCHOOL 1	6	6	27	24	73	80	81	73	110	126	606
0180	ADAMS-ARAPAHOE 28J	0914	BOSTON ELEMENTARY SCHOOL	KINDERG/	1	0	0	0	0	0	21	13	0	1	36
0180	ADAMS-ARAPAHOE 28J	0914	BOSTON ELEMENTARY SCHOOL	1ST	0	0	0	1	2	2	16	16	3	2	42
0180	ADAMS-ARAPAHOE 28J	0914	BOSTON ELEMENTARY SCHOOL	2ND	0	0	0	0	0	2	7	12	0	1	22
0180	ADAMS-ARAPAHOE 28J	0914	BOSTON ELEMENTARY SCHOOL	3RD	0	0	0	0	1	0	16	10	2	2	31
0180	ADAMS-ARAPAHOE 28J	0914	BOSTON ELEMENTARY SCHOOL	4TH	0	0	0	0	0	1	10	18	0	3	32
0180	ADAMS-ARAPAHOE 28J	0914	BOSTON ELEMENTARY SCHOOL	SCHOOL 1	1	0	0	1	3	5	70	69	5	9	163
0180	ADAMS-ARAPAHOE 28J	1458	AURORA CENTRAL HIGH SCHOOL	9TH	4	1	5	4	48	56	216	228	26	31	619
0180	ADAMS-ARAPAHOE 28J	1458	AURORA CENTRAL HIGH SCHOOL	10TH	3	3	2	3	49	53	182	209	38	32	574
0180	ADAMS-ARAPAHOE 28J	1458	AURORA CENTRAL HIGH SCHOOL	11TH	2	3	5	2	41	63	186	170	19	32	523
0180	ADAMS-ARAPAHOE 28J	1458	AURORA CENTRAL HIGH SCHOOL	12TH	2	2	2	6	49	53	161	192	23	41	531
0180	ADAMS-ARAPAHOE 28J	1458	AURORA CENTRAL HIGH SCHOOL	SCHOOL 1	11	9	14	15	187	225	745	799	106	136	2,247
0180	ADAMS-ARAPAHOE 28J	1470	CENTURY ELEMENTARY SCHOOL	HALF DAY	0	0	0	1	11	6	10	9	6	7	50
0180	ADAMS-ARAPAHOE 28J	1470	CENTURY ELEMENTARY SCHOOL	1ST	0	0	0	1	7	10	8	15	13	12	66
0180	ADAMS-ARAPAHOE 28J	1470	CENTURY ELEMENTARY SCHOOL	2ND	0	0	0	1	8	9	16	5	8	12	59
0180	ADAMS-ARAPAHOE 28J	1470	CENTURY ELEMENTARY SCHOOL	3RD	0	0	1	1	5	11	14	14	5	15	66
0180	ADAMS-ARAPAHOE 28J	1470	CENTURY ELEMENTARY SCHOOL	4TH	1	1	0	0	8	5	9	6	6	12	48
0180	ADAMS-ARAPAHOE 28J	1470	CENTURY ELEMENTARY SCHOOL	5TH	0	0	1	13	8	5	14	11	7	60	60
0180	ADAMS-ARAPAHOE 28J	1470	CENTURY ELEMENTARY SCHOOL	SCHOOL 1	1	2	1	5	52	49	62	63	49	65	349
0180	ADAMS-ARAPAHOE 28J	1720	CLYDE MILLER ELEMENTARY SCHOOL	KINDERG/	0	1	1	0	7	2	25	24	12	10	82
0180	ADAMS-ARAPAHOE 28J	1720	CLYDE MILLER ELEMENTARY SCHOOL	1ST	0	0	1	0	5	5	10	27	12	10	71
0180	ADAMS-ARAPAHOE 28J	1720	CLYDE MILLER ELEMENTARY SCHOOL	2ND	0	0	2	3	9	5	24	21	8	11	83
0180	ADAMS-ARAPAHOE 28J	1720	CLYDE MILLER ELEMENTARY SCHOOL	3RD	0	0	0	1	8	6	13	26	17	12	83
0180	ADAMS-ARAPAHOE 28J	1720	CLYDE MILLER ELEMENTARY SCHOOL	4TH	0	0	1	2	4	5	19	24	16	16	87
0180	ADAMS-ARAPAHOE 28J	1720	CLYDE MILLER ELEMENTARY SCHOOL	5TH	0	0	3	0	5	5	14	16	8	13	64
0180	ADAMS-ARAPAHOE 28J	1720	CLYDE MILLER ELEMENTARY SCHOOL	SCHOOL 1	0	2	8	6	38	28	105	138	73	72	470
0180	ADAMS-ARAPAHOE 28J	1800	COLUMBIA MIDDLE SCHOOL	6TH	1	2	6	8	30	28	41	53	67	69	305
0180	ADAMS-ARAPAHOE 28J	1800	COLUMBIA MIDDLE SCHOOL	7TH	0	4	7	6	24	30	46	42	65	62	286
0180	ADAMS-ARAPAHOE 28J	1800	COLUMBIA MIDDLE SCHOOL	8TH	0	1	8	8	39	26	49	45	71	55	302
0180	ADAMS-ARAPAHOE 28J	1800	COLUMBIA MIDDLE SCHOOL	SCHOOL 1	1	7	21	22	93	84	136	140	203	186	893
0180	ADAMS-ARAPAHOE 28J	1948	CRAWFORD ELEMENTARY SCHOOL	KINDERG/	0	0	1	0	3	3	39	41	3	4	94
0180	ADAMS-ARAPAHOE 28J	1948	CRAWFORD ELEMENTARY SCHOOL	1ST	1	1	0	0	3	3	46	36	4	2	96
0180	ADAMS-ARAPAHOE 28J	1948	CRAWFORD ELEMENTARY SCHOOL	2ND	2	0	0	0	3	2	44	36	1	3	91
0180	ADAMS-ARAPAHOE 28J	1948	CRAWFORD ELEMENTARY SCHOOL	3RD	1	0	0	0	4	2	29	35	1	2	74
0180	ADAMS-ARAPAHOE 28J	1948	CRAWFORD ELEMENTARY SCHOOL	4TH	0	0	0	1	5	7	31	38	4	4	90
0180	ADAMS-ARAPAHOE 28J	1948	CRAWFORD ELEMENTARY SCHOOL	5TH	0	3	2	1	6	1	25	30	1	0	69
0180	ADAMS-ARAPAHOE 28J	1948	CRAWFORD ELEMENTARY SCHOOL	SCHOOL 1	4	4	3	2	24	18	214	216	14	15	514
0180	ADAMS-ARAPAHOE 28J	2095	DALTON ELEMENTARY SCHOOL	HALF DAY	0	0	3	3	7	0	13	12	14	17	69
0180	ADAMS-ARAPAHOE 28J	2095	DALTON ELEMENTARY SCHOOL	KINDERG/	0	0	1	0	0	1	5	8	8	8	23
0180	ADAMS-ARAPAHOE 28J	2095	DALTON ELEMENTARY SCHOOL	1ST	0	0	3	3	6	9	14	14	13	26	88
0180	ADAMS-ARAPAHOE 28J	2095	DALTON ELEMENTARY SCHOOL	2ND	2	0	1	5	4	9	20	11	18	19	89
0180	ADAMS-ARAPAHOE 28J	2095	DALTON ELEMENTARY SCHOOL	3RD	1	1	1	2	5	6	9	20	25	12	82
0180	ADAMS-ARAPAHOE 28J	2095	DALTON ELEMENTARY SCHOOL	4TH	1	0	5	6	8	6	14	12	23	20	95
0180	ADAMS-ARAPAHOE 28J	2095	DALTON ELEMENTARY SCHOOL	5TH	0	0	2	5	7	11	15	9	18	21	88
0180	ADAMS-ARAPAHOE 28J	2095	DALTON ELEMENTARY SCHOOL	SCHOOL 1	4	1	16	24	37	41	86	83	119	123	534
0180	ADAMS-ARAPAHOE 28J	2114	DARTMOUTH ELEMENTARY SCHOOL	HALF DAY	0	0	2	1	3	4	11	9	23	24	77
0180	ADAMS-ARAPAHOE 28J	2114	DARTMOUTH ELEMENTARY SCHOOL	1ST	1	0	1	3	4	5	8	9	16	14	61
0180	ADAMS-ARAPAHOE 28J	2114	DARTMOUTH ELEMENTARY SCHOOL	2ND	0	0	1	1	6	6	16	17	15	12	73
0180	ADAMS-ARAPAHOE 28J	2114	DARTMOUTH ELEMENTARY SCHOOL	3RD	0	0	0	1	6	5	15	9	13	14	63
0180	ADAMS-ARAPAHOE 28J	2114	DARTMOUTH ELEMENTARY SCHOOL	4TH	0	0	1	1	4	5	5	14	17	14	61
0180	ADAMS-ARAPAHOE 28J	2114	DARTMOUTH ELEMENTARY SCHOOL	5TH	0	0	1	2	6	10	11	7	16	9	62
0180	ADAMS-ARAPAHOE 28J	2114	DARTMOUTH ELEMENTARY SCHOOL	SCHOOL 1	1	0	5	9	29	35	66	65	100	87	397
0180	ADAMS-ARAPAHOE 28J	2384	EAST MIDDLE SCHOOL	6TH	0	0	5	3	29	37	77	98	22	28	299

COLORADO DEPARTMENT OF EDUCATION
FALL 2007 PUPIL MEMBERSHIP BY DISTRICT, SCHOOL, GRADE, RACE/ETHNICITY, AND GENDER

District Code	DISTRICT	School Code	SCHOOL	GRADE	AMERICAN INDIAN OR ALASKAN NATIVE	AMERICAN INDIAN OR ALASKAN NATIVE	ASIAN OR PACIFIC ISLANDER	ASIAN OR PACIFIC ISLANDER	BLACK (NOT HISPANIC)	BLACK (NOT HISPANIC)	HISPANIC	HISPANIC	WHITE (NOT HISPANIC)	WHITE (NOT HISPANIC)	Total
					FEMALE	MALE	FEMALE	MALE	FEMALE	MALE	FEMALE	MALE	FEMALE	MALE	
0180	ADAMS-ARAPAHOE 28J	2384	EAST MIDDLE SCHOOL	7TH	0	0	3	7	20	31	95	101	24	20	301
0180	ADAMS-ARAPAHOE 28J	2384	EAST MIDDLE SCHOOL	8TH	1	1	5	7	41	24	76	93	22	31	301
0180	ADAMS-ARAPAHOE 28J	2384	EAST MIDDLE SCHOOL	SCHOOL 1	1	1	13	17	90	92	248	292	68	79	901
0180	ADAMS-ARAPAHOE 28J	2618	ELKHART ELEMENTARY SCHOOL	KINDERG/	0	0	8	7	12	14	36	35	6	5	123
0180	ADAMS-ARAPAHOE 28J	2618	ELKHART ELEMENTARY SCHOOL	1ST	0	0	4	5	8	11	37	43	1	4	113
0180	ADAMS-ARAPAHOE 28J	2618	ELKHART ELEMENTARY SCHOOL	2ND	0	0	4	4	8	10	40	38	6	3	113
0180	ADAMS-ARAPAHOE 28J	2618	ELKHART ELEMENTARY SCHOOL	3RD	1	0	4	2	11	10	31	34	2	5	100
0180	ADAMS-ARAPAHOE 28J	2618	ELKHART ELEMENTARY SCHOOL	4TH	1	0	1	3	6	2	38	39	5	4	99
0180	ADAMS-ARAPAHOE 28J	2618	ELKHART ELEMENTARY SCHOOL	5TH	0	0	1	4	8	9	32	24	3	7	88
0180	ADAMS-ARAPAHOE 28J	2618	ELKHART ELEMENTARY SCHOOL	SCHOOL 1	2	0	22	25	53	56	214	213	23	28	636
0180	ADAMS-ARAPAHOE 28J	2951	AURORA PUBLIC SCHOOLS CHILD DEVELOPMENT CENTER	PK	1	2	10	12	48	80	270	290	45	77	835
0180	ADAMS-ARAPAHOE 28J	2951	AURORA PUBLIC SCHOOLS CHILD DEVELOPMENT CENTER	SCHOOL 1	1	2	10	12	48	80	270	290	45	77	835
0180	ADAMS-ARAPAHOE 28J	2992	FLETCHER ELEMENTARY SCHOOL	KINDERG/	0	0	2	1	3	2	36	46	0	1	91
0180	ADAMS-ARAPAHOE 28J	2992	FLETCHER ELEMENTARY SCHOOL	1ST	1	0	3	1	3	1	39	45	2	1	96
0180	ADAMS-ARAPAHOE 28J	2992	FLETCHER ELEMENTARY SCHOOL	2ND	1	0	1	0	2	5	34	39	1	2	85
0180	ADAMS-ARAPAHOE 28J	2992	FLETCHER ELEMENTARY SCHOOL	3RD	1	0	2	3	2	5	39	35	0	0	87
0180	ADAMS-ARAPAHOE 28J	2992	FLETCHER ELEMENTARY SCHOOL	4TH	0	1	0	1	3	4	29	31	1	2	72
0180	ADAMS-ARAPAHOE 28J	2992	FLETCHER ELEMENTARY SCHOOL	5TH	1	0	1	0	4	3	28	36	0	1	74
0180	ADAMS-ARAPAHOE 28J	2992	FLETCHER ELEMENTARY SCHOOL	SCHOOL 1	4	1	9	6	17	20	205	232	4	7	505
0180	ADAMS-ARAPAHOE 28J	3272	FULTON ELEMENTARY SCHOOL	HALF DAY *	0	0	0	0	4	2	19	21	0	1	47
0180	ADAMS-ARAPAHOE 28J	3272	FULTON ELEMENTARY SCHOOL	KINDERG/	0	0	1	1	1	2	21	15	1	4	46
0180	ADAMS-ARAPAHOE 28J	3272	FULTON ELEMENTARY SCHOOL	1ST	1	0	2	1	5	6	31	35	2	3	86
0180	ADAMS-ARAPAHOE 28J	3272	FULTON ELEMENTARY SCHOOL	2ND	0	0	0	1	6	3	34	34	3	2	83
0180	ADAMS-ARAPAHOE 28J	3272	FULTON ELEMENTARY SCHOOL	3RD	0	0	0	0	5	3	26	29	3	4	70
0180	ADAMS-ARAPAHOE 28J	3272	FULTON ELEMENTARY SCHOOL	4TH	0	0	0	1	0	6	28	28	2	4	69
0180	ADAMS-ARAPAHOE 28J	3272	FULTON ELEMENTARY SCHOOL	5TH	0	0	0	0	3	6	38	42	0	5	95
0180	ADAMS-ARAPAHOE 28J	3272	FULTON ELEMENTARY SCHOOL	SCHOOL 1	1	3	4	24	28	197	204	11	23	496	
0180	ADAMS-ARAPAHOE 28J	3354	GATEWAY HIGH SCHOOL	9TH	3	6	7	8	82	71	72	87	61	69	466
0180	ADAMS-ARAPAHOE 28J	3354	GATEWAY HIGH SCHOOL	10TH	4	4	12	8	62	89	80	88	61	66	471
0180	ADAMS-ARAPAHOE 28J	3354	GATEWAY HIGH SCHOOL	11TH	3	4	12	5	80	66	65	70	59	75	439
0180	ADAMS-ARAPAHOE 28J	3354	GATEWAY HIGH SCHOOL	12TH	1	3	7	3	71	57	52	53	55	73	375
0180	ADAMS-ARAPAHOE 28J	3354	GATEWAY HIGH SCHOOL	SCHOOL 1	11	13	38	24	295	283	269	298	236	283	1,751
0180	ADAMS-ARAPAHOE 28J	3471	GLOBAL VILLAGE ACADEMY	HALF DAY	0	0	1	1	0	1	2	3	2	1	11
0180	ADAMS-ARAPAHOE 28J	3471	GLOBAL VILLAGE ACADEMY	KINDERG/	1	0	3	2	4	7	2	11	7	7	44
0180	ADAMS-ARAPAHOE 28J	3471	GLOBAL VILLAGE ACADEMY	1ST	0	0	8	1	4	6	4	8	9	6	46
0180	ADAMS-ARAPAHOE 28J	3471	GLOBAL VILLAGE ACADEMY	2ND	0	0	2	3	5	1	4	6	7	6	34
0180	ADAMS-ARAPAHOE 28J	3471	GLOBAL VILLAGE ACADEMY	3RD	1	1	3	2	4	5	6	6	3	35	63
0180	ADAMS-ARAPAHOE 28J	3471	GLOBAL VILLAGE ACADEMY	4TH	0	1	2	1	3	5	4	3	2	5	26
0180	ADAMS-ARAPAHOE 28J	3471	GLOBAL VILLAGE ACADEMY	5TH	0	1	5	2	3	2	7	2	3	5	30
0180	ADAMS-ARAPAHOE 28J	3471	GLOBAL VILLAGE ACADEMY	SCHOOL 1	2	3	24	12	23	26	28	39	36	33	226
0180	ADAMS-ARAPAHOE 28J	4024	HINKLEY HIGH SCHOOL	9TH	0	2	15	12	57	61	123	134	54	57	515
0180	ADAMS-ARAPAHOE 28J	4024	HINKLEY HIGH SCHOOL	10TH	2	3	8	15	71	56	105	112	55	43	470
0180	ADAMS-ARAPAHOE 28J	4024	HINKLEY HIGH SCHOOL	11TH	0	1	18	13	56	51	99	102	56	42	438
0180	ADAMS-ARAPAHOE 28J	4024	HINKLEY HIGH SCHOOL	12TH	1	0	14	14	43	53	68	91	38	50	372
0180	ADAMS-ARAPAHOE 28J	4024	HINKLEY HIGH SCHOOL	SCHOOL 1	3	6	55	54	227	221	395	439	203	192	1,795
0180	ADAMS-ARAPAHOE 28J	4270	IOWA ELEMENTARY SCHOOL	HALF DAY	0	0	1	0	14	10	14	12	10	7	68
0180	ADAMS-ARAPAHOE 28J	4270	IOWA ELEMENTARY SCHOOL	1ST	0	0	3	2	12	7	18	14	20	9	85
0180	ADAMS-ARAPAHOE 28J	4270	IOWA ELEMENTARY SCHOOL	2ND	2	0	3	3	13	14	25	21	10	14	105
0180	ADAMS-ARAPAHOE 28J	4270	IOWA ELEMENTARY SCHOOL	3RD	0	1	2	0	12	15	17	17	12	13	89
0180	ADAMS-ARAPAHOE 28J	4270	IOWA ELEMENTARY SCHOOL	4TH	0	0	4	4	13	15	14	18	11	22	97
0180	ADAMS-ARAPAHOE 28J	4270	IOWA ELEMENTARY SCHOOL	5TH	3	0	4	1	17	13	17	8	12	17	92
0180	ADAMS-ARAPAHOE 28J	4270	IOWA ELEMENTARY SCHOOL	SCHOOL 1	5	1	13	10	81	74	105	90	75	82	536
0180	ADAMS-ARAPAHOE 28J	4426	JEWELL ELEMENTARY SCHOOL	HALF DAY	0	1	1	3	5	3	5	9	4	8	39
0180	ADAMS-ARAPAHOE 28J	4426	JEWELL ELEMENTARY SCHOOL	KINDERG/	0	0	1	1	2	10	12	10	1	5	42
0180	ADAMS-ARAPAHOE 28J	4426	JEWELL ELEMENTARY SCHOOL	1ST	1	0	1	3	10	14	15	17	7	82	100
0180	ADAMS-ARAPAHOE 28J	4426	JEWELL ELEMENTARY SCHOOL	2ND	1	0	0	10	14	20	14	9	15	84	117
0180	ADAMS-ARAPAHOE 28J	4426	JEWELL ELEMENTARY SCHOOL	3RD	2	0	2	3	14	18	8	15	13	6	81
0180	ADAMS-ARAPAHOE 28J	4426	JEWELL ELEMENTARY SCHOOL	4TH	1	1	3	2	16	19	11	14	4	11	82
0180	ADAMS-ARAPAHOE 28J	4426	JEWELL ELEMENTARY SCHOOL	5TH	0	1	2	3	10	11	15	14	7	10	73
0180	ADAMS-ARAPAHOE 28J	4426	JEWELL ELEMENTARY SCHOOL	SCHOOL 1	5	4	10	15	67	89	85	91	55	62	483
0180	ADAMS-ARAPAHOE 28J	4646	KENTON ELEMENTARY SCHOOL	HALF DAY	1	1	1	0	0	3	20	20	3	1	50
0180	ADAMS-ARAPAHOE 28J	4646	KENTON ELEMENTARY SCHOOL	KINDERG/	0	0	0	0	0	1	19	28	1	0	49
0180	ADAMS-ARAPAHOE 28J	4646	KENTON ELEMENTARY SCHOOL	1ST	0	0	2	0	4	4	43	40	6	1	100
0180	ADAMS-ARAPAHOE 28J	4646	KENTON ELEMENTARY SCHOOL	2ND	0	0	1	0	0	3	40	40	2	1	87
0180	ADAMS-ARAPAHOE 28J	4646	KENTON ELEMENTARY SCHOOL	3RD	0	0	1	0	3	2	35	32	5	2	80
0180	ADAMS-ARAPAHOE 28J	4646	KENTON ELEMENTARY SCHOOL	4TH	1	0	0	0	2	2	34	32	2	4	77
0180	ADAMS-ARAPAHOE 28J	4646	KENTON ELEMENTARY SCHOOL	5TH	1	0	0	0	3	0	36	31	3	3	77



COLORADO DEPARTMENT OF EDUCATION
FALL 2007 PUPIL MEMBERSHIP BY DISTRICT, SCHOOL, GRADE, RACE/ETHNICITY, AND GENDER

District Code	DISTRICT	School Code	SCHOOL	GRADE	AMERICAN INDIAN OR ALASKAN NATIVE		AMERICAN INDIAN OR ALASKAN NATIVE		ASIAN OR PACIFIC ISLANDER		ASIAN OR PACIFIC ISLANDER		BLACK (NOT HISPANIC)		BLACK (NOT HISPANIC)		HISPANIC		HISPANIC		WHITE (NOT HISPANIC)		WHITE (NOT HISPANIC)		Total
					Female	Male	Female	Male	Female	Male	Female	Male	Female	Male	Female	Male	Female	Male	Female	Male	Female	Male	Female	Male	
0180	ADAMS-ARAPAHOE 28J	4646	KENTON ELEMENTARY SCHOOL	SCHOOL 1	3	1	5	0	12	15	227	223	22	12	520										
0180	ADAMS-ARAPAHOE 28J	4970	LANSING ELEMENTARY SCHOOL	KINDERG/	0	2	0	0	4	8	23	15	1	1	54										
0180	ADAMS-ARAPAHOE 28J	4970	LANSING ELEMENTARY SCHOOL	1ST	0	0	1	1	18	13	18	16	3	4	74										
0180	ADAMS-ARAPAHOE 28J	4970	LANSING ELEMENTARY SCHOOL	2ND	0	0	0	1	9	10	20	22	5	3	70										
0180	ADAMS-ARAPAHOE 28J	4970	LANSING ELEMENTARY SCHOOL	3RD	0	0	0	2	4	6	16	11	3	4	46										
0180	ADAMS-ARAPAHOE 28J	4970	LANSING ELEMENTARY SCHOOL	4TH	0	0	0	1	13	9	17	20	0	1	61										
0180	ADAMS-ARAPAHOE 28J	4970	LANSING ELEMENTARY SCHOOL	5TH	0	0	0	1	4	6	14	12	2	2	41										
0180	ADAMS-ARAPAHOE 28J	4970	LANSING ELEMENTARY SCHOOL	SCHOOL 1	0	2	1	6	52	52	108	96	14	15	346										
0180	ADAMS-ARAPAHOE 28J	4973	LAREDO ELEMENTARY SCHOOL	HALF DAY	0	0	0	2	2	4	10	19	4	2	43										
0180	ADAMS-ARAPAHOE 28J	4973	LAREDO ELEMENTARY SCHOOL	KINDERG/	0	0	1	2	7	3	8	14	4	4	43										
0180	ADAMS-ARAPAHOE 28J	4973	LAREDO ELEMENTARY SCHOOL	1ST	2	0	3	2	8	8	24	20	6	3	76										
0180	ADAMS-ARAPAHOE 28J	4973	LAREDO ELEMENTARY SCHOOL	2ND	0	1	2	2	3	10	20	24	6	3	71										
0180	ADAMS-ARAPAHOE 28J	4973	LAREDO ELEMENTARY SCHOOL	3RD	0	0	0	1	6	3	18	23	6	4	61										
0180	ADAMS-ARAPAHOE 28J	4973	LAREDO ELEMENTARY SCHOOL	4TH	0	1	2	3	9	4	20	19	4	5	67										
0180	ADAMS-ARAPAHOE 28J	4973	LAREDO ELEMENTARY SCHOOL	5TH	0	0	2	1	7	3	22	21	6	6	68										
0180	ADAMS-ARAPAHOE 28J	4973	LAREDO ELEMENTARY SCHOOL	SCHOOL 1	2	2	10	13	42	35	122	140	36	27	429										
0180	ADAMS-ARAPAHOE 28J	5298	LOTUS SCHOOL FOR EXCELLENCE	6TH	0	1	1	0	9	14	4	4	13	12	58										
0180	ADAMS-ARAPAHOE 28J	5298	LOTUS SCHOOL FOR EXCELLENCE	7TH	0	1	1	1	11	8	10	16	5	12	64										
0180	ADAMS-ARAPAHOE 28J	5298	LOTUS SCHOOL FOR EXCELLENCE	8TH	1	0	0	0	8	18	3	4	4	8	46										
0180	ADAMS-ARAPAHOE 28J	5298	LOTUS SCHOOL FOR EXCELLENCE	SCHOOL 1*	1	1	2	1	28	40	17	24	22	32	168										
0180	ADAMS-ARAPAHOE 28J	5361	LYN KNOLL ELEMENTARY SCHOOL	HALF DAY	0	0	1	2	12	4	12	11	1	2	45										
0180	ADAMS-ARAPAHOE 28J	5361	LYN KNOLL ELEMENTARY SCHOOL	KINDERG/	0	0	0	1	2	2	10	7	0	0	25										
0180	ADAMS-ARAPAHOE 28J	5361	LYN KNOLL ELEMENTARY SCHOOL	1ST	0	0	0	0	5	7	19	17	2	2	52										
0180	ADAMS-ARAPAHOE 28J	5361	LYN KNOLL ELEMENTARY SCHOOL	2ND	0	0	0	1	7	7	18	15	0	0	48										
0180	ADAMS-ARAPAHOE 28J	5361	LYN KNOLL ELEMENTARY SCHOOL	3RD	0	0	0	1	4	1	12	13	1	0	32										
0180	ADAMS-ARAPAHOE 28J	5361	LYN KNOLL ELEMENTARY SCHOOL	4TH	0	0	1	1	3	5	12	20	1	2	45										
0180	ADAMS-ARAPAHOE 28J	5361	LYN KNOLL ELEMENTARY SCHOOL	5TH	0	0	1	0	2	6	11	10	1	1	32										
0180	ADAMS-ARAPAHOE 28J	5361	LYN KNOLL ELEMENTARY SCHOOL	SCHOOL 1	0	0	3	6	35	32	94	93	6	7	276										
0180	ADAMS-ARAPAHOE 28J	6068	MONTVIEW ELEMENTARY SCHOOL	KINDERG/	0	0	1	2	2	4	21	34	1	5	70										
0180	ADAMS-ARAPAHOE 28J	6068	MONTVIEW ELEMENTARY SCHOOL	1ST	0	0	0	0	1	5	26	23	3	2	60										
0180	ADAMS-ARAPAHOE 28J	6068	MONTVIEW ELEMENTARY SCHOOL	2ND	0	0	1	1	7	2	28	35	1	3	78										
0180	ADAMS-ARAPAHOE 28J	6068	MONTVIEW ELEMENTARY SCHOOL	3RD	0	0	0	0	1	6	24	31	0	0	62										
0180	ADAMS-ARAPAHOE 28J	6068	MONTVIEW ELEMENTARY SCHOOL	4TH	0	0	0	1	5	5	17	36	1	1	66										
0180	ADAMS-ARAPAHOE 28J	6068	MONTVIEW ELEMENTARY SCHOOL	5TH	0	0	0	1	3	1	27	22	1	0	55										
0180	ADAMS-ARAPAHOE 28J	6068	MONTVIEW ELEMENTARY SCHOOL	SCHOOL 1	0	0	2	5	19	23	143	181	7	11	391										
0180	ADAMS-ARAPAHOE 28J	6160	MRACHEK MIDDLE SCHOOL	6TH	0	3	12	11	47	57	65	76	43	66	380										
0180	ADAMS-ARAPAHOE 28J	6160	MRACHEK MIDDLE SCHOOL	7TH	2	4	10	12	54	50	63	66	50	56	367										
0180	ADAMS-ARAPAHOE 28J	6160	MRACHEK MIDDLE SCHOOL	8TH	3	2	12	13	55	56	63	72	73	52	401										
0180	ADAMS-ARAPAHOE 28J	6160	MRACHEK MIDDLE SCHOOL	SCHOOL 1	5	9	34	36	156	163	191	214	166	174	1,148										
0180	ADAMS-ARAPAHOE 28J	6189	MURPHY CREEK K-8 SCHOOL	HALF DAY	1	0	0	0	3	3	3	3	9	13	35										
0180	ADAMS-ARAPAHOE 28J	6189	MURPHY CREEK K-8 SCHOOL	KINDERG/	0	0	0	3	6	7	3	5	15	7	46										
0180	ADAMS-ARAPAHOE 28J	6189	MURPHY CREEK K-8 SCHOOL	1ST	0	0	5	1	4	5	9	20	22	72	72										
0180	ADAMS-ARAPAHOE 28J	6189	MURPHY CREEK K-8 SCHOOL	2ND	1	1	2	4	10	6	5	10	18	22	79										
0180	ADAMS-ARAPAHOE 28J	6189	MURPHY CREEK K-8 SCHOOL	3RD	1	4	1	4	11	9	6	16	13	65	65										
0180	ADAMS-ARAPAHOE 28J	6189	MURPHY CREEK K-8 SCHOOL	4TH	0	0	3	3	7	5	7	4	11	16	56										
0180	ADAMS-ARAPAHOE 28J	6189	MURPHY CREEK K-8 SCHOOL	5TH	0	0	1	0	7	7	7	8	16	14	60										
0180	ADAMS-ARAPAHOE 28J	6189	MURPHY CREEK K-8 SCHOOL	6TH	0	0	2	1	6	7	5	8	17	14	60										
0180	ADAMS-ARAPAHOE 28J	6189	MURPHY CREEK K-8 SCHOOL	7TH	0	0	1	2	2	10	4	4	7	16	46										
0180	ADAMS-ARAPAHOE 28J	6189	MURPHY CREEK K-8 SCHOOL	8TH	0	1	3	3	6	8	11	9	11	7	59										
0180	ADAMS-ARAPAHOE 28J	6189	MURPHY CREEK K-8 SCHOOL	SCHOOL 1	3	2	21	18	57	68	59	66	140	144	578										
0180	ADAMS-ARAPAHOE 28J	6219	NEW AMERICA SCHOOL	9TH	0	0	1	0	4	3	79	75	1	1	164										
0180	ADAMS-ARAPAHOE 28J	6219	NEW AMERICA SCHOOL	10TH	0	0	0	0	0	0	62	53	0	3	118										
0180	ADAMS-ARAPAHOE 28J	6219	NEW AMERICA SCHOOL	11TH	0	0	0	2	3	4	50	41	0	1	101										
0180	ADAMS-ARAPAHOE 28J	6219	NEW AMERICA SCHOOL	12TH	0	0	1	3	6	2	36	27	1	0	76										
0180	ADAMS-ARAPAHOE 28J	6219	NEW AMERICA SCHOOL	SCHOOL 1	0	0	2	5	13	9	227	196	2	5	459										
0180	ADAMS-ARAPAHOE 28J	6310	NORTH MIDDLE SCHOOL	6TH	1	0	2	5	17	21	95	103	7	10	261										
0180	ADAMS-ARAPAHOE 28J	6310	NORTH MIDDLE SCHOOL	7TH	1	0	1	2	21	20	92	106	15	12	270										
0180	ADAMS-ARAPAHOE 28J	6310	NORTH MIDDLE SCHOOL	8TH	3	3	7	3	20	21	90	73	12	12	244										
0180	ADAMS-ARAPAHOE 28J	6310	NORTH MIDDLE SCHOOL	SCHOOL 1	5	3	10	10	58	62	277	282	34	34	775										
0180	ADAMS-ARAPAHOE 28J	6546	OPTIONS SCHOOL	HALF DAY	0	0	1	2	1	1	2	5	47	41	100										
0180	ADAMS-ARAPAHOE 28J	6546	OPTIONS SCHOOL	1ST	0	1	2	1	1	0	4	2	41	51	103										
0180	ADAMS-ARAPAHOE 28J	6546	OPTIONS SCHOOL	2ND	0	0	2	3	2	0	2	8	50	49	116										
0180	ADAMS-ARAPAHOE 28J	6546	OPTIONS SCHOOL	3RD	0	0	3	0	0	1	4	6	45	52	111										
0180	ADAMS-ARAPAHOE 28J	6546	OPTIONS SCHOOL	4TH	0	0	3	3	3	1	1	2	54	48	115										
0180	ADAMS-ARAPAHOE 28J	6546	OPTIONS SCHOOL	5TH	0	0	0	0	1	1	1	2	55	48	108										
0180	ADAMS-ARAPAHOE 28J	6546	OPTIONS SCHOOL	6TH	0	0	0	0	0	1	1	2	39	50	93										
0180	ADAMS-ARAPAHOE 28J	6546	OPTIONS SCHOOL	7TH	0	0	1	0	1	2	4	0	43	46	97										

COLORADO DEPARTMENT OF EDUCATION
FALL 2007 PUPIL MEMBERSHIP BY DISTRICT, SCHOOL, GRADE, RACE/ETHNICITY, AND GENDER

District Code	DISTRICT	School Code	SCHOOL	GRADE	AMERICAN INDIAN OR ALASKAN NATIVE	AMERICAN INDIAN OR ALASKAN NATIVE	ASIAN OR PACIFIC ISLANDER	ASIAN OR PACIFIC ISLANDER	BLACK (NOT HISPANIC)	BLACK (NOT HISPANIC)	HISPANIC	HISPANIC	WHITE (NOT HISPANIC)	WHITE (NOT HISPANIC)	Total
					FEMALE	MALE	FEMALE	MALE	FEMALE	MALE	FEMALE	MALE	FEMALE	MALE	
0180	ADAMS-ARAPAHOE 28J	6546	OPTIONS SCHOOL	8TH	0	1	1	0	1	1	2	1	38	27	72
0180	ADAMS-ARAPAHOE 28J	6546	OPTIONS SCHOOL	9TH	0	0	0	0	2	0	0	3	22	21	48
0180	ADAMS-ARAPAHOE 28J	6546	OPTIONS SCHOOL	10TH	0	0	0	0	1	0	1	0	31	20	53
0180	ADAMS-ARAPAHOE 28J	6546	OPTIONS SCHOOL	11TH	0	0	0	1	0	0	1	1	18	15	36
0180	ADAMS-ARAPAHOE 28J	6546	OPTIONS SCHOOL	12TH	0	1	1	0	0	0	2	1	18	10	33
0180	ADAMS-ARAPAHOE 28J	6546	OPTIONS SCHOOL	SCHOOL 1	0	3	14	10	13	8	25	33	501	478	1,085
0180	ADAMS-ARAPAHOE 28J	6728	PARIS ELEMENTARY SCHOOL	KINDERG/	0	1	1	1	2	3	37	29	0	1	75
0180	ADAMS-ARAPAHOE 28J	6728	PARIS ELEMENTARY SCHOOL	1ST	0	0	1	1	4	5	50	39	1	2	103
0180	ADAMS-ARAPAHOE 28J	6728	PARIS ELEMENTARY SCHOOL	2ND	0	1	0	0	3	1	30	27	1	2	65
0180	ADAMS-ARAPAHOE 28J	6728	PARIS ELEMENTARY SCHOOL	3RD	1	0	0	0	2	3	26	22	3	1	58
0180	ADAMS-ARAPAHOE 28J	6728	PARIS ELEMENTARY SCHOOL	4TH	0	1	0	0	1	3	20	25	1	0	51
0180	ADAMS-ARAPAHOE 28J	6728	PARIS ELEMENTARY SCHOOL	5TH	0	1	0	1	0	1	19	25	1	1	49
0180	ADAMS-ARAPAHOE 28J	6728	PARIS ELEMENTARY SCHOOL	SCHOOL 1	1	4	2	3	12	16	182	167	7	7	401
0180	ADAMS-ARAPAHOE 28J	6758	PARK LANE ELEMENTARY SCHOOL	HALF DAY	0	0	0	0	1	2	12	18	1	0	34
0180	ADAMS-ARAPAHOE 28J	6758	PARK LANE ELEMENTARY SCHOOL	KINDERG/	0	0	2	0	1	1	5	11	0	1	21
0180	ADAMS-ARAPAHOE 28J	6758	PARK LANE ELEMENTARY SCHOOL	1ST	0	0	3	2	4	5	23	20	3	0	60
0180	ADAMS-ARAPAHOE 28J	6758	PARK LANE ELEMENTARY SCHOOL	2ND	0	0	2	2	8	3	16	29	4	0	64
0180	ADAMS-ARAPAHOE 28J	6758	PARK LANE ELEMENTARY SCHOOL	3RD	0	0	2	2	2	5	15	16	1	1	44
0180	ADAMS-ARAPAHOE 28J	6758	PARK LANE ELEMENTARY SCHOOL	4TH	0	0	2	0	5	6	13	23	4	10	63
0180	ADAMS-ARAPAHOE 28J	6758	PARK LANE ELEMENTARY SCHOOL	5TH	0	0	2	3	3	3	21	17	6	5	60
0180	ADAMS-ARAPAHOE 28J	6758	PARK LANE ELEMENTARY SCHOOL	SCHOOL 1	0	0	13	9	24	25	105	134	19	17	346
0180	ADAMS-ARAPAHOE 28J	6869	PEORIA ELEMENTARY SCHOOL	HALF DAY	0	0	1	0	2	2	10	6	2	1	24
0180	ADAMS-ARAPAHOE 28J	6869	PEORIA ELEMENTARY SCHOOL	KINDERG/	1	0	1	0	2	2	22	23	2	1	54
0180	ADAMS-ARAPAHOE 28J	6869	PEORIA ELEMENTARY SCHOOL	1ST	0	0	2	1	3	6	27	27	3	3	72
0180	ADAMS-ARAPAHOE 28J	6869	PEORIA ELEMENTARY SCHOOL	2ND	0	0	0	1	2	4	34	43	3	3	90
0180	ADAMS-ARAPAHOE 28J	6869	PEORIA ELEMENTARY SCHOOL	3RD	0	0	0	1	6	2	27	38	2	1	77
0180	ADAMS-ARAPAHOE 28J	6869	PEORIA ELEMENTARY SCHOOL	4TH	0	0	0	3	4	2	33	31	0	1	74
0180	ADAMS-ARAPAHOE 28J	6869	PEORIA ELEMENTARY SCHOOL	5TH	0	0	0	1	2	3	31	29	2	2	70
0180	ADAMS-ARAPAHOE 28J	6869	PEORIA ELEMENTARY SCHOOL	SCHOOL 1	1	0	4	7	21	21	184	197	14	12	461
0180	ADAMS-ARAPAHOE 28J	7232	AURORA QUEST ACADEMY	1ST	0	0	2	1	3	0	3	2	6	3	20
0180	ADAMS-ARAPAHOE 28J	7232	AURORA QUEST ACADEMY	2ND	0	0	0	1	3	2	2	0	6	6	20
0180	ADAMS-ARAPAHOE 28J	7232	AURORA QUEST ACADEMY	3RD	0	0	3	1	5	7	6	0	11	9	42
0180	ADAMS-ARAPAHOE 28J	7232	AURORA QUEST ACADEMY	4TH	0	0	2	1	3	0	2	1	7	10	26
0180	ADAMS-ARAPAHOE 28J	7232	AURORA QUEST ACADEMY	5TH	1	0	0	6	3	6	2	6	14	14	52
0180	ADAMS-ARAPAHOE 28J	7232	AURORA QUEST ACADEMY	SCHOOL 1	0	0	7	10	17	15	15	9	44	42	160
0180	ADAMS-ARAPAHOE 28J	7250	RANGEVIEW HIGH SCHOOL	9TH	2	4	26	19	93	74	78	99	122	101	618
0180	ADAMS-ARAPAHOE 28J	7250	RANGEVIEW HIGH SCHOOL	10TH	5	1	20	14	80	74	69	51	111	131	556
0180	ADAMS-ARAPAHOE 28J	7250	RANGEVIEW HIGH SCHOOL	11TH	4	4	16	23	58	68	60	60	112	111	516
0180	ADAMS-ARAPAHOE 28J	7250	RANGEVIEW HIGH SCHOOL	12TH	1	2	19	25	58	57	48	55	140	150	555
0180	ADAMS-ARAPAHOE 28J	7250	RANGEVIEW HIGH SCHOOL	SCHOOL 1	12	11	81	81	289	273	255	265	485	493	2,245
0180	ADAMS-ARAPAHOE 28J	7558	SABLE ELEMENTARY SCHOOL	HALF DAY	0	0	0	0	1	1	0	0	0	0	2
0180	ADAMS-ARAPAHOE 28J	7558	SABLE ELEMENTARY SCHOOL	KINDERG/	0	0	1	1	3	11	20	23	2	7	68
0180	ADAMS-ARAPAHOE 28J	7558	SABLE ELEMENTARY SCHOOL	1ST	0	0	0	1	13	13	25	25	8	4	89
0180	ADAMS-ARAPAHOE 28J	7558	SABLE ELEMENTARY SCHOOL	2ND	1	0	1	0	8	7	24	33	3	5	82
0180	ADAMS-ARAPAHOE 28J	7558	SABLE ELEMENTARY SCHOOL	3RD	0	0	0	0	9	8	29	25	5	4	80
0180	ADAMS-ARAPAHOE 28J	7558	SABLE ELEMENTARY SCHOOL	4TH	0	0	1	1	2	11	19	19	4	5	62
0180	ADAMS-ARAPAHOE 28J	7558	SABLE ELEMENTARY SCHOOL	5TH	0	0	0	0	6	6	19	22	4	6	63
0180	ADAMS-ARAPAHOE 28J	7558	SABLE ELEMENTARY SCHOOL	SCHOOL 1	1	0	3	3	42	57	136	147	26	31	446
0180	ADAMS-ARAPAHOE 28J	7865	SIDE CREEK ELEMENTARY SCHOOL	HALF DAY	0	0	2	7	8	5	10	23	19	24	98
0180	ADAMS-ARAPAHOE 28J	7865	SIDE CREEK ELEMENTARY SCHOOL	1ST	2	1	5	8	10	9	9	19	17	18	98
0180	ADAMS-ARAPAHOE 28J	7865	SIDE CREEK ELEMENTARY SCHOOL	2ND	1	3	6	7	12	22	15	27	22	18	133
0180	ADAMS-ARAPAHOE 28J	7865	SIDE CREEK ELEMENTARY SCHOOL	3RD	1	1	3	7	17	12	21	19	16	25	122
0180	ADAMS-ARAPAHOE 28J	7865	SIDE CREEK ELEMENTARY SCHOOL	4TH	0	0	12	5	18	12	15	18	28	20	128
0180	ADAMS-ARAPAHOE 28J	7865	SIDE CREEK ELEMENTARY SCHOOL	5TH	0	0	3	8	10	17	13	17	16	14	98
0180	ADAMS-ARAPAHOE 28J	7865	SIDE CREEK ELEMENTARY SCHOOL	SCHOOL 1	4	5	31	42	75	77	83	123	118	119	677
0180	ADAMS-ARAPAHOE 28J	7932	SIXTH AVENUE ELEMENTARY SCHOOL	KINDERG/	0	0	3	0	11	16	39	36	8	3	116
0180	ADAMS-ARAPAHOE 28J	7932	SIXTH AVENUE ELEMENTARY SCHOOL	1ST	0	0	0	1	5	10	31	45	7	5	104
0180	ADAMS-ARAPAHOE 28J	7932	SIXTH AVENUE ELEMENTARY SCHOOL	2ND	0	0	2	1	10	10	38	35	5	2	103
0180	ADAMS-ARAPAHOE 28J	7932	SIXTH AVENUE ELEMENTARY SCHOOL	3RD	0	1	1	0	7	14	24	27	9	5	88
0180	ADAMS-ARAPAHOE 28J	7932	SIXTH AVENUE ELEMENTARY SCHOOL	4TH	0	1	0	2	6	7	29	28	7	2	82
0180	ADAMS-ARAPAHOE 28J	7932	SIXTH AVENUE ELEMENTARY SCHOOL	5TH	0	0	3	1	8	5	21	27	2	2	69
0180	ADAMS-ARAPAHOE 28J	7932	SIXTH AVENUE ELEMENTARY SCHOOL	SCHOOL 1	0	2	9	5	47	62	182	198	38	19	562
0180	ADAMS-ARAPAHOE 28J	8078	SOUTH MIDDLE SCHOOL	6TH	4	1	4	4	15	37	66	90	9	12	242
0180	ADAMS-ARAPAHOE 28J	8078	SOUTH MIDDLE SCHOOL	7TH	0	1	4	5	20	25	77	73	13	19	237
0180	ADAMS-ARAPAHOE 28J	8078	SOUTH MIDDLE SCHOOL	8TH	1	0	2	4	29	32	70	79	14	14	245
0180	ADAMS-ARAPAHOE 28J	8078	SOUTH MIDDLE SCHOOL	SCHOOL 1	5	2	10	13	64	94	213	242	36	45	724
0180	ADAMS-ARAPAHOE 28J	8356	WILLIAM SMITH HIGH SCHOOL	9TH	0	0	0	1	9	6	4	3	12	12	47

COLORADO DEPARTMENT OF EDUCATION
FALL 2007 PUPIL MEMBERSHIP BY DISTRICT, SCHOOL, GRADE, RACE/ETHNICITY, AND GENDER

District Code	DISTRICT	School Code	SCHOOL	GRADE	AMERICAN INDIAN OR ALASKAN NATIVE	AMERICAN INDIAN OR ALASKAN NATIVE	ASIAN OR PACIFIC ISLANDER	ASIAN OR PACIFIC ISLANDER	BLACK (NOT HISPANIC)	BLACK (NOT HISPANIC)	HISPANIC	HISPANIC	WHITE (NOT HISPANIC)	WHITE (NOT HISPANIC)	Total	
					FEMALE	MALE	FEMALE	MALE	FEMALE	MALE	FEMALE	MALE	FEMALE	MALE		FEMALE
0180	ADAMS-ARAPAHOE 28J	8356	WILLIAM SMITH HIGH SCHOOL	10TH	0	0	1	0	8	3	10	4	16	10	52	
0180	ADAMS-ARAPAHOE 28J	8356	WILLIAM SMITH HIGH SCHOOL	11TH	0	1	1	1	5	2	7	7	8	8	40	
0180	ADAMS-ARAPAHOE 28J	8356	WILLIAM SMITH HIGH SCHOOL	12TH	0	0	3	2	11	7	11	7	9	9	59	
0180	ADAMS-ARAPAHOE 28J	8356	WILLIAM SMITH HIGH SCHOOL	SCHOOL 1	0	5	4	33	18	32	21	45	39	198		
0180	ADAMS-ARAPAHOE 28J	8858	TOLLGATE ELEMENTARY SCHOOL	HALF DAY	1	1	3	3	10	13	17	29	5	7	89	
0180	ADAMS-ARAPAHOE 28J	8858	TOLLGATE ELEMENTARY SCHOOL	1ST	1	0	3	2	19	10	28	24	10	9	106	
0180	ADAMS-ARAPAHOE 28J	8858	TOLLGATE ELEMENTARY SCHOOL	2ND	1	0	3	2	22	22	25	20	8	10	113	
0180	ADAMS-ARAPAHOE 28J	8858	TOLLGATE ELEMENTARY SCHOOL	3RD	0	1	1	1	12	14	16	16	8	9	78	
0180	ADAMS-ARAPAHOE 28J	8858	TOLLGATE ELEMENTARY SCHOOL	4TH	2	1	1	5	16	17	22	25	8	11	108	
0180	ADAMS-ARAPAHOE 28J	8858	TOLLGATE ELEMENTARY SCHOOL	5TH	1	0	2	2	15	15	20	25	10	13	103	
0180	ADAMS-ARAPAHOE 28J	8858	TOLLGATE ELEMENTARY SCHOOL	SCHOOL 1	6	3	13	15	94	91	128	139	49	59	597	
0180	ADAMS-ARAPAHOE 28J	9056	VANGUARD CLASSICAL SCHOOL	HALF DAY	0	0	0	1	4	5	16	16	5	9	56	
0180	ADAMS-ARAPAHOE 28J	9056	VANGUARD CLASSICAL SCHOOL	1ST	0	0	0	0	9	6	19	3	5	13	55	
0180	ADAMS-ARAPAHOE 28J	9056	VANGUARD CLASSICAL SCHOOL	2ND	1	0	0	1	7	2	9	20	5	5	50	
0180	ADAMS-ARAPAHOE 28J	9056	VANGUARD CLASSICAL SCHOOL	3RD	0	0	1	0	4	4	8	8	4	6	35	
0180	ADAMS-ARAPAHOE 28J	9056	VANGUARD CLASSICAL SCHOOL	4TH	0	1	0	0	6	4	10	9	6	5	41	
0180	ADAMS-ARAPAHOE 28J	9056	VANGUARD CLASSICAL SCHOOL	5TH	0	0	1	1	4	4	6	6	0	6	28	
0180	ADAMS-ARAPAHOE 28J	9056	VANGUARD CLASSICAL SCHOOL	6TH	0	0	1	0	3	11	12	10	6	6	49	
0180	ADAMS-ARAPAHOE 28J	9056	VANGUARD CLASSICAL SCHOOL	SCHOOL 1	1	1	3	3	37	36	80	72	31	50	314	
0180	ADAMS-ARAPAHOE 28J	9059	VASSAR ELEMENTARY SCHOOL	HALF DAY	0	0	1	2	6	9	8	16	19	14	15	90
0180	ADAMS-ARAPAHOE 28J	9059	VASSAR ELEMENTARY SCHOOL	1ST	0	0	2	1	7	12	24	16	19	17	98	
0180	ADAMS-ARAPAHOE 28J	9059	VASSAR ELEMENTARY SCHOOL	2ND	0	0	4	1	9	17	13	23	16	17	100	
0180	ADAMS-ARAPAHOE 28J	9059	VASSAR ELEMENTARY SCHOOL	3RD	0	0	2	4	7	13	14	24	17	15	96	
0180	ADAMS-ARAPAHOE 28J	9059	VASSAR ELEMENTARY SCHOOL	4TH	0	0	6	2	8	13	6	19	18	13	86	
0180	ADAMS-ARAPAHOE 28J	9059	VASSAR ELEMENTARY SCHOOL	5TH	0	0	5	1	9	13	8	10	17	19	82	
0180	ADAMS-ARAPAHOE 28J	9059	VASSAR ELEMENTARY SCHOOL	SCHOOL 1	0	0	21	15	49	76	81	111	101	96	552	
0180	ADAMS-ARAPAHOE 28J	9060	VAUGHN ELEMENTARY SCHOOL	KINDERG/	0	1	0	1	12	7	35	31	8	6	101	
0180	ADAMS-ARAPAHOE 28J	9060	VAUGHN ELEMENTARY SCHOOL	1ST	0	0	0	1	1	4	26	33	2	4	71	
0180	ADAMS-ARAPAHOE 28J	9060	VAUGHN ELEMENTARY SCHOOL	2ND	0	0	0	0	6	9	31	25	2	1	74	
0180	ADAMS-ARAPAHOE 28J	9060	VAUGHN ELEMENTARY SCHOOL	3RD	0	0	1	0	8	9	29	29	6	5	87	
0180	ADAMS-ARAPAHOE 28J	9060	VAUGHN ELEMENTARY SCHOOL	4TH	0	0	0	0	7	6	29	22	2	3	69	
0180	ADAMS-ARAPAHOE 28J	9060	VAUGHN ELEMENTARY SCHOOL	5TH	0	0	0	2	6	9	18	33	6	4	78	
0180	ADAMS-ARAPAHOE 28J	9060	VAUGHN ELEMENTARY SCHOOL	SCHOOL 1	0	1	1	4	40	44	168	173	26	23	480	
0180	ADAMS-ARAPAHOE 28J	9140	VIRGINIA COURT ELEMENTARY SCHOOL	HALF DAY	0	1	1	1	4	8	39	37	4	10	105	
0180	ADAMS-ARAPAHOE 28J	9140	VIRGINIA COURT ELEMENTARY SCHOOL	KINDERG/	0	0	0	0	1	0	0	0	0	0	1	
0180	ADAMS-ARAPAHOE 28J	9140	VIRGINIA COURT ELEMENTARY SCHOOL	1ST	1	1	1	2	3	8	34	27	6	7	91	
0180	ADAMS-ARAPAHOE 28J	9140	VIRGINIA COURT ELEMENTARY SCHOOL	2ND	0	3	1	1	8	6	29	33	5	10	96	
0180	ADAMS-ARAPAHOE 28J	9140	VIRGINIA COURT ELEMENTARY SCHOOL	3RD	3	1	1	2	8	11	27	36	4	3	96	
0180	ADAMS-ARAPAHOE 28J	9140	VIRGINIA COURT ELEMENTARY SCHOOL	4TH	0	0	0	4	5	7	32	32	3	5	88	
0180	ADAMS-ARAPAHOE 28J	9140	VIRGINIA COURT ELEMENTARY SCHOOL	5TH	0	0	0	1	9	10	32	29	3	7	91	
0180	ADAMS-ARAPAHOE 28J	9140	VIRGINIA COURT ELEMENTARY SCHOOL	SCHOOL 1	5	6	4	11	37	51	193	194	25	42	568	
0180	ADAMS-ARAPAHOE 28J	9396	WEST MIDDLE SCHOOL	6TH	1	2	2	2	21	24	110	116	7	6	291	
0180	ADAMS-ARAPAHOE 28J	9396	WEST MIDDLE SCHOOL	7TH	0	3	0	2	11	14	114	112	10	5	271	
0180	ADAMS-ARAPAHOE 28J	9396	WEST MIDDLE SCHOOL	8TH	1	2	0	4	14	19	107	118	7	5	277	
0180	ADAMS-ARAPAHOE 28J	9396	WEST MIDDLE SCHOOL	SCHOOL 1	2	7	2	8	46	57	331	346	24	16	839	
0180	ADAMS-ARAPAHOE 28J	9514	WHEELING ELEMENTARY SCHOOL	HALF DAY	0	0	1	1	4	14	23	26	7	6	82	
0180	ADAMS-ARAPAHOE 28J	9514	WHEELING ELEMENTARY SCHOOL	1ST	0	0	1	0	6	10	21	25	3	3	69	
0180	ADAMS-ARAPAHOE 28J	9514	WHEELING ELEMENTARY SCHOOL	2ND	0	0	1	2	8	6	18	27	3	10	75	
0180	ADAMS-ARAPAHOE 28J	9514	WHEELING ELEMENTARY SCHOOL	3RD	0	0	0	0	7	11	27	29	3	5	82	
0180	ADAMS-ARAPAHOE 28J	9514	WHEELING ELEMENTARY SCHOOL	4TH	0	0	4	0	10	6	20	24	5	6	75	
0180	ADAMS-ARAPAHOE 28J	9514	WHEELING ELEMENTARY SCHOOL	5TH	0	1	0	2	7	9	19	15	0	4	57	
0180	ADAMS-ARAPAHOE 28J	9514	WHEELING ELEMENTARY SCHOOL	SCHOOL 1	1	6	5	42	56	128	146	21	34	440		
0180	ADAMS-ARAPAHOE 28J	9756	YALE ELEMENTARY SCHOOL	HALF DAY	0	0	0	1	7	6	21	27	13	9	84	
0180	ADAMS-ARAPAHOE 28J	9756	YALE ELEMENTARY SCHOOL	1ST	1	3	1	5	12	20	15	16	9	8	82	
0180	ADAMS-ARAPAHOE 28J	9756	YALE ELEMENTARY SCHOOL	2ND	1	1	3	1	9	8	20	19	5	12	79	
0180	ADAMS-ARAPAHOE 28J	9756	YALE ELEMENTARY SCHOOL	3RD	0	2	2	1	8	14	16	26	11	7	87	
0180	ADAMS-ARAPAHOE 28J	9756	YALE ELEMENTARY SCHOOL	4TH	1	3	4	1	9	11	24	17	10	15	95	
0180	ADAMS-ARAPAHOE 28J	9756	YALE ELEMENTARY SCHOOL	5TH	1	1	1	1	8	9	14	25	12	9	81	
0180	ADAMS-ARAPAHOE 28J	9756	YALE ELEMENTARY SCHOOL	SCHOOL 1	3	8	13	6	46	60	115	129	67	61	508	
0180	ADAMS-ARAPAHOE 28J		DISTRICT TOTAL		138	155	672	686	3,269	3,459	8,194	8,753	4,045	4,202	33,573	
0190	BYERS 32J	1168	BYERS ELEMENTARY SCHOOL	PK	0	1	0	0	0	0	3	1	23	22	50	
0190	BYERS 32J	1168	BYERS ELEMENTARY SCHOOL	KINDERG/	0	0	0	0	1	0	1	2	12	11	27	
0190	BYERS 32J	1168	BYERS ELEMENTARY SCHOOL	1ST	0	0	1	0	0	0	3	1	20	12	37	
0190	BYERS 32J	1168	BYERS ELEMENTARY SCHOOL	2ND	0	0	0	0	0	0	2	1	7	12	22	
0190	BYERS 32J	1168	BYERS ELEMENTARY SCHOOL	3RD	1	0	0	0	1	0	0	1	14	15	32	
0190	BYERS 32J	1168	BYERS ELEMENTARY SCHOOL	4TH	0	0	0	0	0	0	2	4	14	18	38	
0190	BYERS 32J	1168	BYERS ELEMENTARY SCHOOL	5TH	1	0	1	0	0	0	1	1	16	25	45	

**COLORADO DEPARTMENT OF EDUCATION
FALL 2007 PUPIL MEMBERSHIP BY DISTRICT, SCHOOL, GRADE, RACE/ETHNICITY, AND GENDER**

District Code	DISTRICT	School Code	SCHOOL	GRADE	AMERICAN	AMERICAN	ASIAN OR	ASIAN OR	BLACK	BLACK (NOT	HISPANIC	HISPANIC	WHITE (NOT	WHITE (NOT	Total
					INDIAN OR ALASKAN NATIVE	INDIAN OR ALASKAN NATIVE	PACIFIC ISLANDER	PACIFIC ISLANDER	(NOT HISPANIC)	HISPANIC)			HISPANIC)	HISPANIC)	
0190	BYERS 32J	1168	BYERS ELEMENTARY SCHOOL	6TH	0	0	0	0	1	1	3	5	22	16	48
0190	BYERS 32J	1168	BYERS ELEMENTARY SCHOOL	SCHOOL 1	2	1	2	0	3	1	15	16	128	131	299
0190	BYERS 32J	1176	BYERS JUNIOR-SENIOR HIGH SCHOOL	7TH	0	0	0	0	1	0	3	1	14	18	37
0190	BYERS 32J	1176	BYERS JUNIOR-SENIOR HIGH SCHOOL	8TH	0	1	0	0	1	1	1	0	26	14	44
0190	BYERS 32J	1176	BYERS JUNIOR-SENIOR HIGH SCHOOL	9TH	0	0	0	0	0	1	3	2	16	21	43
0190	BYERS 32J	1176	BYERS JUNIOR-SENIOR HIGH SCHOOL	10TH	0	1	1	0	1	2	1	1	18	14	39
0190	BYERS 32J	1176	BYERS JUNIOR-SENIOR HIGH SCHOOL	11TH	0	0	0	0	0	1	2	0	12	15	30
0190	BYERS 32J	1176	BYERS JUNIOR-SENIOR HIGH SCHOOL	12TH	0	0	0	0	0	2	2	2	20	22	48
0190	BYERS 32J	1176	BYERS JUNIOR-SENIOR HIGH SCHOOL	SCHOOL 1	0	2	1	0	3	6	13	6	106	104	241
0190	BYERS 32J		DISTRICT TOTAL		2	3	3	0	6	7	28	22	234	235	540
0220	ARCHULETA COUNTY 50 JT	0064	ARCHULETA COUNTY HIGH SCHOOL	9TH	0	0	0	0	0	0	1	0	0	0	1
0220	ARCHULETA COUNTY 50 JT	0064	ARCHULETA COUNTY HIGH SCHOOL	10TH	0	0	0	0	0	0	1	2	4	2	9
0220	ARCHULETA COUNTY 50 JT	0064	ARCHULETA COUNTY HIGH SCHOOL	11TH	0	2	0	1	0	0	2	8	4	6	23
0220	ARCHULETA COUNTY 50 JT	0064	ARCHULETA COUNTY HIGH SCHOOL	12TH	0	0	0	0	0	0	5	6	5	4	20
0220	ARCHULETA COUNTY 50 JT	0064	ARCHULETA COUNTY HIGH SCHOOL	SCHOOL 1	0	2	0	1	0	0	9	16	13	12	53
0220	ARCHULETA COUNTY 50 JT	6652	PAGOSA SPRINGS ELEMENTARY SCHOOL	HALF DAY	1	0	1	1	0	0	11	4	11	9	38
0220	ARCHULETA COUNTY 50 JT	6652	PAGOSA SPRINGS ELEMENTARY SCHOOL	KINDERG/	0	1	1	1	0	0	8	7	13	14	45
0220	ARCHULETA COUNTY 50 JT	6652	PAGOSA SPRINGS ELEMENTARY SCHOOL	1ST	2	1	1	0	1	0	15	17	37	38	112
0220	ARCHULETA COUNTY 50 JT	6652	PAGOSA SPRINGS ELEMENTARY SCHOOL	2ND	0	1	1	1	0	1	19	25	28	42	118
0220	ARCHULETA COUNTY 50 JT	6652	PAGOSA SPRINGS ELEMENTARY SCHOOL	3RD	1	2	2	0	0	0	11	14	30	36	96
0220	ARCHULETA COUNTY 50 JT	6652	PAGOSA SPRINGS ELEMENTARY SCHOOL	4TH	0	1	0	1	0	1	12	12	32	38	97
0220	ARCHULETA COUNTY 50 JT	6652	PAGOSA SPRINGS ELEMENTARY SCHOOL	SCHOOL 1	4	6	6	4	2	1	76	79	151	177	506
0220	ARCHULETA COUNTY 50 JT	6656	PAGOSA SPRINGS INTERMEDIATE SCHOOL	5TH	1	1	0	0	1	4	18	21	32	59	137
0220	ARCHULETA COUNTY 50 JT	6656	PAGOSA SPRINGS INTERMEDIATE SCHOOL	6TH	3	2	0	0	0	1	12	15	45	53	131
0220	ARCHULETA COUNTY 50 JT	6656	PAGOSA SPRINGS INTERMEDIATE SCHOOL	SCHOOL 1	4	3	0	0	1	5	30	36	77	112	268
0220	ARCHULETA COUNTY 50 JT	6657	PAGOSA SPRINGS JUNIOR HIGH SCHOOL	7TH	0	0	0	0	0	2	9	16	41	58	126
0220	ARCHULETA COUNTY 50 JT	6657	PAGOSA SPRINGS JUNIOR HIGH SCHOOL	8TH	1	1	1	2	1	2	12	14	46	48	128
0220	ARCHULETA COUNTY 50 JT	6657	PAGOSA SPRINGS JUNIOR HIGH SCHOOL	SCHOOL 1	1	1	1	2	1	4	21	30	87	106	254
0220	ARCHULETA COUNTY 50 JT	6658	PAGOSA SPRINGS HIGH SCHOOL	9TH	0	0	0	0	0	0	19	11	53	42	126
0220	ARCHULETA COUNTY 50 JT	6658	PAGOSA SPRINGS HIGH SCHOOL	10TH	1	0	0	0	1	0	10	9	46	51	118
0220	ARCHULETA COUNTY 50 JT	6658	PAGOSA SPRINGS HIGH SCHOOL	11TH	1	0	0	0	0	0	13	11	39	50	116
0220	ARCHULETA COUNTY 50 JT	6658	PAGOSA SPRINGS HIGH SCHOOL	12TH	0	0	0	1	2	1	13	7	35	44	104
0220	ARCHULETA COUNTY 50 JT	6658	PAGOSA SPRINGS HIGH SCHOOL	SCHOOL 1	2	1	3	2	2	1	55	38	173	187	464
0220	ARCHULETA COUNTY 50 JT		DISTRICT TOTAL		11	13	10	9	6	11	191	199	501	594	1,545
0230	WALSH RE-1	9222	WALSH ELEMENTARY SCHOOL	PK	0	0	0	0	0	0	0	3	5	5	13
0230	WALSH RE-1	9222	WALSH ELEMENTARY SCHOOL	KINDERG/	0	0	0	0	0	0	1	0	3	5	9
0230	WALSH RE-1	9222	WALSH ELEMENTARY SCHOOL	1ST	0	0	0	0	0	0	1	7	3	11	
0230	WALSH RE-1	9222	WALSH ELEMENTARY SCHOOL	2ND	0	0	0	0	0	0	1	2	4	3	10
0230	WALSH RE-1	9222	WALSH ELEMENTARY SCHOOL	3RD	0	0	0	0	0	0	1	2	2	2	7
0230	WALSH RE-1	9222	WALSH ELEMENTARY SCHOOL	4TH	0	0	0	0	0	0	0	1	5	3	9
0230	WALSH RE-1	9222	WALSH ELEMENTARY SCHOOL	5TH	0	0	0	0	0	0	1	0	6	6	13
0230	WALSH RE-1	9222	WALSH ELEMENTARY SCHOOL	6TH	0	0	0	0	0	1	0	3	6	5	15
0230	WALSH RE-1	9222	WALSH ELEMENTARY SCHOOL	SCHOOL 1	0	0	0	0	0	1	4	12	38	32	87
0230	WALSH RE-1	9226	WALSH HIGH SCHOOL	7TH	0	0	0	0	0	1	0	0	7	6	14
0230	WALSH RE-1	9226	WALSH HIGH SCHOOL	8TH	0	0	0	0	0	0	0	0	2	9	11
0230	WALSH RE-1	9226	WALSH HIGH SCHOOL	9TH	0	0	0	0	0	0	1	1	8	5	15
0230	WALSH RE-1	9226	WALSH HIGH SCHOOL	10TH	1	0	0	0	0	0	3	4	4	4	12
0230	WALSH RE-1	9226	WALSH HIGH SCHOOL	11TH	0	0	0	0	0	0	1	6	5	12	5
0230	WALSH RE-1	9226	WALSH HIGH SCHOOL	12TH	0	0	0	0	0	0	0	0	1	4	5
0230	WALSH RE-1	9226	WALSH HIGH SCHOOL	SCHOOL 1	1	0	0	0	0	1	5	28	33	69	
0230	WALSH RE-1		DISTRICT TOTAL		1	0	0	0	0	2	5	17	66	65	156
0240	PRITCHETT RE-3	7174	PRITCHETT ELEMENTARY SCHOOL	PK	0	0	0	0	0	0	0	1	4	4	9
0240	PRITCHETT RE-3	7174	PRITCHETT ELEMENTARY SCHOOL	KINDERG/	0	0	0	0	0	0	0	0	5	3	8
0240	PRITCHETT RE-3	7174	PRITCHETT ELEMENTARY SCHOOL	1ST	0	0	0	0	0	0	1	0	1	3	5
0240	PRITCHETT RE-3	7174	PRITCHETT ELEMENTARY SCHOOL	2ND	0	0	0	0	0	0	0	0	1	1	2
0240	PRITCHETT RE-3	7174	PRITCHETT ELEMENTARY SCHOOL	3RD	0	0	0	0	0	0	0	0	4	3	7
0240	PRITCHETT RE-3	7174	PRITCHETT ELEMENTARY SCHOOL	4TH	0	0	0	0	0	0	1	0	2	3	6
0240	PRITCHETT RE-3	7174	PRITCHETT ELEMENTARY SCHOOL	5TH	0	0	0	0	0	0	0	1	4	5	
0240	PRITCHETT RE-3	7174	PRITCHETT ELEMENTARY SCHOOL	SCHOOL 1	0	0	0	0	0	0	2	1	18	21	42
0240	PRITCHETT RE-3	7176	PRITCHETT MIDDLE SCHOOL	6TH	0	0	0	0	0	0	0	0	0	5	5
0240	PRITCHETT RE-3	7176	PRITCHETT MIDDLE SCHOOL	7TH	0	0	0	0	0	0	0	0	0	1	1
0240	PRITCHETT RE-3	7176	PRITCHETT MIDDLE SCHOOL	8TH	0	0	0	0	0	0	1	0	2	2	5
0240	PRITCHETT RE-3	7176	PRITCHETT MIDDLE SCHOOL	SCHOOL 1	0	0	0	0	0	0	1	0	2	8	11
0240	PRITCHETT RE-3	7180	PRITCHETT HIGH SCHOOL	9TH	0	0	0	0	0	0	1	0	1	1	3
0240	PRITCHETT RE-3	7180	PRITCHETT HIGH SCHOOL	10TH	0	0	0	0	0	0	0	0	4	1	5
0240	PRITCHETT RE-3	7180	PRITCHETT HIGH SCHOOL	11TH	0	0	0	0	0	0	1	0	0	5	6
0240	PRITCHETT RE-3	7180	PRITCHETT HIGH SCHOOL	12TH	0	0	0	0	0	0	0	0	0	3	3

COLORADO DEPARTMENT OF EDUCATION
FALL 2007 PUPIL MEMBERSHIP BY DISTRICT, SCHOOL, GRADE, RACE/ETHNICITY, AND GENDER


District Code	DISTRICT	School Code	SCHOOL	GRADE	AMERICAN INDIAN OR ALASKAN NATIVE	AMERICAN INDIAN OR ALASKAN NATIVE	ASIAN OR PACIFIC ISLANDER	ASIAN OR PACIFIC ISLANDER	BLACK (NOT HISPANIC)	BLACK (NOT HISPANIC)	HISPANIC	HISPANIC	WHITE (NOT HISPANIC)	WHITE (NOT HISPANIC)	Total
					FEMALE	MALE	FEMALE	MALE	FEMALE	MALE	FEMALE	MALE	FEMALE	MALE	
0240	PRITCHETT RE-3	7180	PRITCHETT HIGH SCHOOL	SCHOOL 1	0	0	0	0	0	0	2	0	5	10	17
0240	PRITCHETT RE-3		DISTRICT TOTAL		0	0	0	0	0	0	5	1	25	39	70
0250	SPRINGFIELD RE-4	8160	SPRINGFIELD ELEMENTARY SCHOOL	PK	0	1	0	0	1	0	1	4	13	14	34
0250	SPRINGFIELD RE-4	8160	SPRINGFIELD ELEMENTARY SCHOOL	KINDERG/	0	0	0	0	0	3	1	2	5	11	
0250	SPRINGFIELD RE-4	8160	SPRINGFIELD ELEMENTARY SCHOOL	1ST	0	0	0	0	0	1	0	10	6	17	
0250	SPRINGFIELD RE-4	8160	SPRINGFIELD ELEMENTARY SCHOOL	2ND	1	0	0	1	0	0	1	6	10	19	
0250	SPRINGFIELD RE-4	8160	SPRINGFIELD ELEMENTARY SCHOOL	3RD	0	0	0	0	0	0	0	6	6	12	
0250	SPRINGFIELD RE-4	8160	SPRINGFIELD ELEMENTARY SCHOOL	4TH	0	0	0	0	1	0	3	17	7	28	
0250	SPRINGFIELD RE-4	8160	SPRINGFIELD ELEMENTARY SCHOOL	5TH	0	0	0	0	1	1	0	12	9	23	
0250	SPRINGFIELD RE-4	8160	SPRINGFIELD ELEMENTARY SCHOOL	6TH	0	0	0	0	0	1	1	8	10	20	
0250	SPRINGFIELD RE-4	8160	SPRINGFIELD ELEMENTARY SCHOOL	SCHOOL 1	1	1	0	1	2	1	7	10	74	67	164
0250	SPRINGFIELD RE-4	8164	SPRINGFIELD JUNIOR HIGH SCHOOL	7TH	0	0	1	0	0	1	2	9	13	27	
0250	SPRINGFIELD RE-4	8164	SPRINGFIELD JUNIOR HIGH SCHOOL	8TH	0	0	0	0	0	2	3	8	8	21	
0250	SPRINGFIELD RE-4	8164	SPRINGFIELD JUNIOR HIGH SCHOOL	SCHOOL 1	1	0	1	0	0	3	5	17	21	48	
0250	SPRINGFIELD RE-4	8168	SPRINGFIELD HIGH SCHOOL	9TH	0	1	0	0	0	1	0	5	9	16	
0250	SPRINGFIELD RE-4	8168	SPRINGFIELD HIGH SCHOOL	10TH	0	0	0	0	0	1	3	10	17	31	
0250	SPRINGFIELD RE-4	8168	SPRINGFIELD HIGH SCHOOL	11TH	0	1	0	0	0	1	0	2	7	10	21
0250	SPRINGFIELD RE-4	8168	SPRINGFIELD HIGH SCHOOL	12TH	0	0	0	0	1	1	0	2	10	11	25
0250	SPRINGFIELD RE-4	8168	SPRINGFIELD HIGH SCHOOL	SCHOOL 1	0	2	0	0	1	3	1	7	32	47	93
0250	SPRINGFIELD RE-4		DISTRICT TOTAL		2	3	1	1	3	4	11	22	123	135	305
0260	VILAS RE-5	1781	COLORADO ONLINE ACADEMY (COLA)	9TH	0	0	0	0	0	0	1	0	1	0	2
0260	VILAS RE-5	1781	COLORADO ONLINE ACADEMY (COLA)	10TH	0	0	0	0	0	0	3	1	5	0	9
0260	VILAS RE-5	1781	COLORADO ONLINE ACADEMY (COLA)	11TH	0	0	0	0	0	0	7	0	8	3	18
0260	VILAS RE-5	1781	COLORADO ONLINE ACADEMY (COLA)	12TH	0	0	0	0	0	0	2	0	3	3	8
0260	VILAS RE-5	1781	COLORADO ONLINE ACADEMY (COLA)	SCHOOL 1	0	0	0	0	0	0	13	1	17	6	37
0260	VILAS RE-5	4091	HOPE ONLINE LEARNING ACADEMY CO-OP	KINDERG/	1	7	4	61	63	46	53	49	47	335	
0260	VILAS RE-5	4091	HOPE ONLINE LEARNING ACADEMY CO-OP	1ST	1	7	6	56	58	36	40	44	30	279	
0260	VILAS RE-5	4091	HOPE ONLINE LEARNING ACADEMY CO-OP	2ND	0	2	2	29	30	28	33	28	31	185	
0260	VILAS RE-5	4091	HOPE ONLINE LEARNING ACADEMY CO-OP	3RD	4	0	4	1	22	36	33	31	23	20	174
0260	VILAS RE-5	4091	HOPE ONLINE LEARNING ACADEMY CO-OP	4TH	0	0	2	26	22	30	30	23	9	142	
0260	VILAS RE-5	4091	HOPE ONLINE LEARNING ACADEMY CO-OP	5TH	0	1	2	0	22	19	32	27	22	16	141
0260	VILAS RE-5	4091	HOPE ONLINE LEARNING ACADEMY CO-OP	6TH	1	1	1	14	20	28	30	16	14	124	
0260	VILAS RE-5	4091	HOPE ONLINE LEARNING ACADEMY CO-OP	7TH	0	1	3	14	14	22	32	30	34	151	
0260	VILAS RE-5	4091	HOPE ONLINE LEARNING ACADEMY CO-OP	8TH	0	1	1	22	21	37	42	19	49	192	
0260	VILAS RE-5	4091	HOPE ONLINE LEARNING ACADEMY CO-OP	9TH	2	2	0	3	25	13	56	45	57	70	273
0260	VILAS RE-5	4091	HOPE ONLINE LEARNING ACADEMY CO-OP	10TH	3	6	4	4	41	27	71	73	86	151	466
0260	VILAS RE-5	4091	HOPE ONLINE LEARNING ACADEMY CO-OP	11TH	4	0	0	0	0	2	1	0	1	8	
0260	VILAS RE-5	4091	HOPE ONLINE LEARNING ACADEMY CO-OP	12TH	3	4	1	6	60	76	118	91	191	250	800
0260	VILAS RE-5	4091	HOPE ONLINE LEARNING ACADEMY CO-OP	SCHOOL 1	22	19	28	33	392	399	539	528	588	722	3,270
0260	VILAS RE-5	9085	V.I.L.A.S. ONLINE SCHOOL	KINDERG/	0	0	0	0	0	2	1	3	2	8	
0260	VILAS RE-5	9085	V.I.L.A.S. ONLINE SCHOOL	1ST	0	0	0	0	0	5	1	1	5	12	
0260	VILAS RE-5	9085	V.I.L.A.S. ONLINE SCHOOL	2ND	0	0	0	0	0	1	1	2	3	7	
0260	VILAS RE-5	9085	V.I.L.A.S. ONLINE SCHOOL	3RD	1	0	0	0	1	0	3	1	2	5	13
0260	VILAS RE-5	9085	V.I.L.A.S. ONLINE SCHOOL	4TH	0	0	0	0	0	0	0	4	1	5	
0260	VILAS RE-5	9085	V.I.L.A.S. ONLINE SCHOOL	5TH	0	1	0	0	1	0	0	1	4	4	11
0260	VILAS RE-5	9085	V.I.L.A.S. ONLINE SCHOOL	6TH	0	0	0	0	0	1	5	2	3	11	
0260	VILAS RE-5	9085	V.I.L.A.S. ONLINE SCHOOL	7TH	0	0	0	0	0	2	6	8	4	20	
0260	VILAS RE-5	9085	V.I.L.A.S. ONLINE SCHOOL	8TH	2	0	1	0	0	3	7	11	14	38	
0260	VILAS RE-5	9085	V.I.L.A.S. ONLINE SCHOOL	9TH	1	1	0	0	0	12	9	21	23	67	
0260	VILAS RE-5	9085	V.I.L.A.S. ONLINE SCHOOL	10TH	0	1	0	0	0	14	6	28	23	72	
0260	VILAS RE-5	9085	V.I.L.A.S. ONLINE SCHOOL	11TH	3	0	0	2	0	1	8	5	39	21	79
0260	VILAS RE-5	9085	V.I.L.A.S. ONLINE SCHOOL	12TH	0	1	0	0	0	8	9	29	16	63	
0260	VILAS RE-5	9085	V.I.L.A.S. ONLINE SCHOOL	SCHOOL 1	7	4	0	3	2	1	59	52	154	124	406
0260	VILAS RE-5	9090	VILAS ELEMENTARY SCHOOL	PK	0	0	0	0	0	0	0	2	1	3	
0260	VILAS RE-5	9090	VILAS ELEMENTARY SCHOOL	KINDERG/	0	0	0	0	0	0	1	3	2	6	
0260	VILAS RE-5	9090	VILAS ELEMENTARY SCHOOL	1ST	0	0	0	0	0	2	0	2	4		
0260	VILAS RE-5	9090	VILAS ELEMENTARY SCHOOL	2ND	0	0	0	0	0	1	1	0	3	5	
0260	VILAS RE-5	9090	VILAS ELEMENTARY SCHOOL	3RD	0	0	0	0	0	0	0	1	1	2	
0260	VILAS RE-5	9090	VILAS ELEMENTARY SCHOOL	4TH	0	0	0	0	0	0	0	2	1	3	
0260	VILAS RE-5	9090	VILAS ELEMENTARY SCHOOL	5TH	0	0	0	0	0	2	2	2	1	7	
0260	VILAS RE-5	9090	VILAS ELEMENTARY SCHOOL	6TH	0	0	0	0	0	0	2	1	3	6	
0260	VILAS RE-5	9090	VILAS ELEMENTARY SCHOOL	SCHOOL 1	0	0	0	0	0	5	6	11	14	36	
0260	VILAS RE-5	9100	VILAS UNDIVIDED HIGH SCHOOL	7TH	0	0	0	0	0	1	1	0	1	3	
0260	VILAS RE-5	9100	VILAS UNDIVIDED HIGH SCHOOL	8TH	0	0	0	0	0	0	2	2	4	8	
0260	VILAS RE-5	9100	VILAS UNDIVIDED HIGH SCHOOL	9TH	0	0	0	0	0	0	3	0	1	4	
0260	VILAS RE-5	9100	VILAS UNDIVIDED HIGH SCHOOL	10TH	0	0	0	0	0	2	1	4	5	12	
0260	VILAS RE-5	9100	VILAS UNDIVIDED HIGH SCHOOL	11TH	0	0	0	0	0	0	1	0	3	4	

COLORADO DEPARTMENT OF EDUCATION
FALL 2007 PUPIL MEMBERSHIP BY DISTRICT, SCHOOL, GRADE, RACE/ETHNICITY, AND GENDER

District Code	DISTRICT	School Code	SCHOOL	GRADE	AMERICAN INDIAN OR ALASKAN NATIVE	AMERICAN INDIAN OR ALASKAN NATIVE	ASIAN OR PACIFIC ISLANDER	ASIAN OR PACIFIC ISLANDER	BLACK (NOT HISPANIC)	BLACK (NOT HISPANIC)	HISPANIC	HISPANIC	WHITE (NOT HISPANIC)	WHITE (NOT HISPANIC)	Total
					FEMALE	MALE	FEMALE	MALE	FEMALE	MALE	FEMALE	MALE	FEMALE	MALE	
0260	VILAS RE-5	9100	VILAS UNDIVIDED HIGH SCHOOL	12TH	0	0	0	0	0	0	0	0	3	6	9
0260	VILAS RE-5	9100	VILAS UNDIVIDED HIGH SCHOOL	SCHOOL 1	0	0	0	0	0	0	3	8	9	20	40
0260	VILAS RE-5		DISTRICT TOTAL		29	23	28	36	394	400	619	595	779	886	3,789
0270	CAMPO RE-6	1248	CAMPO ELEMENTARY SCHOOL	PK	0	0	0	0	0	0	0	0	2	1	3
0270	CAMPO RE-6	1248	CAMPO ELEMENTARY SCHOOL	KINDERG/	0	2	0	0	0	0	0	0	1	1	4
0270	CAMPO RE-6	1248	CAMPO ELEMENTARY SCHOOL	1ST	0	0	0	0	0	0	0	1	0	0	1
0270	CAMPO RE-6	1248	CAMPO ELEMENTARY SCHOOL	2ND	0	0	0	0	0	0	0	0	2	2	4
0270	CAMPO RE-6	1248	CAMPO ELEMENTARY SCHOOL	4TH	0	1	0	0	0	0	0	0	3	2	6
0270	CAMPO RE-6	1248	CAMPO ELEMENTARY SCHOOL	5TH	0	0	0	0	0	0	0	0	2	4	6
0270	CAMPO RE-6	1248	CAMPO ELEMENTARY SCHOOL	6TH	0	0	0	0	0	0	0	0	0	1	1
0270	CAMPO RE-6	1248	CAMPO ELEMENTARY SCHOOL	SCHOOL 1	0	3	0	0	0	0	0	1	10	11	25
0270	CAMPO RE-6	1252	CAMPO UNDIVIDED HIGH SCHOOL	7TH	0	0	0	0	0	0	0	1	0	1	2
0270	CAMPO RE-6	1252	CAMPO UNDIVIDED HIGH SCHOOL	8TH	0	0	0	0	0	0	0	0	4	1	5
0270	CAMPO RE-6	1252	CAMPO UNDIVIDED HIGH SCHOOL	9TH	0	0	0	0	0	0	0	0	1	2	3
0270	CAMPO RE-6	1252	CAMPO UNDIVIDED HIGH SCHOOL	10TH	0	0	0	0	0	0	0	0	0	1	1
0270	CAMPO RE-6	1252	CAMPO UNDIVIDED HIGH SCHOOL	11TH	0	0	0	0	0	0	0	0	5	2	7
0270	CAMPO RE-6	1252	CAMPO UNDIVIDED HIGH SCHOOL	12TH	0	0	0	0	0	0	1	1	1	2	5
0270	CAMPO RE-6	1252	CAMPO UNDIVIDED HIGH SCHOOL	SCHOOL 1	0	0	0	0	0	0	1	2	11	9	23
0270	CAMPO RE-6		DISTRICT TOTAL		0	3	0	0	0	0	1	3	21	20	48
0290	LAS ANIMAS RE-1	1812	LAS ANIMAS ELEMENTARY SCHOOL	KINDERG/	0	0	1	0	0	0	18	9	4	9	41
0290	LAS ANIMAS RE-1	1812	LAS ANIMAS ELEMENTARY SCHOOL	1ST	0	0	0	0	0	0	12	14	12	12	50
0290	LAS ANIMAS RE-1	1812	LAS ANIMAS ELEMENTARY SCHOOL	2ND	0	0	1	0	1	0	16	10	6	7	41
0290	LAS ANIMAS RE-1	1812	LAS ANIMAS ELEMENTARY SCHOOL	3RD	0	0	0	1	1	1	7	16	7	7	41
0290	LAS ANIMAS RE-1	1812	LAS ANIMAS ELEMENTARY SCHOOL	4TH	0	0	0	0	0	8	11	10	5	34	
0290	LAS ANIMAS RE-1	1812	LAS ANIMAS ELEMENTARY SCHOOL	5TH	0	0	0	0	1	11	10	14	6	42	
0290	LAS ANIMAS RE-1	1812	LAS ANIMAS ELEMENTARY SCHOOL	SCHOOL 1	0	0	2	1	2	2	72	70	53	46	249
0290	LAS ANIMAS RE-1	4495	JUMP START LEARNING CENTER	PK	0	0	0	0	0	0	12	9	6	14	41
0290	LAS ANIMAS RE-1	4495	JUMP START LEARNING CENTER	SCHOOL 1	0	0	0	0	0	0	12	9	6	14	41
0290	LAS ANIMAS RE-1	4983	LAS ANIMAS A+ DISTANCE LEARNING SCHOOL	10TH	0	0	0	0	0	0	0	1	1	0	2
0290	LAS ANIMAS RE-1	4983	LAS ANIMAS A+ DISTANCE LEARNING SCHOOL	SCHOOL 1	0	0	0	0	0	0	0	1	1	0	2
0290	LAS ANIMAS RE-1	4986	LAS ANIMAS MIDDLE SCHOOL	6TH	0	0	1	0	0	6	7	8	8	30	
0290	LAS ANIMAS RE-1	4986	LAS ANIMAS MIDDLE SCHOOL	7TH	0	0	0	1	0	11	11	12	15	50	
0290	LAS ANIMAS RE-1	4986	LAS ANIMAS MIDDLE SCHOOL	8TH	0	0	0	0	0	6	10	13	10	39	
0290	LAS ANIMAS RE-1	4986	LAS ANIMAS MIDDLE SCHOOL	SCHOOL 1	0	0	1	1	0	23	28	33	33	119	
0290	LAS ANIMAS RE-1	4990	LAS ANIMAS HIGH SCHOOL	9TH	0	1	0	0	0	8	9	15	8	41	
0290	LAS ANIMAS RE-1	4990	LAS ANIMAS HIGH SCHOOL	10TH	0	0	0	0	0	5	12	8	5	31	
0290	LAS ANIMAS RE-1	4990	LAS ANIMAS HIGH SCHOOL	11TH	0	0	0	0	0	5	5	8	8	26	
0290	LAS ANIMAS RE-1	4990	LAS ANIMAS HIGH SCHOOL	12TH	0	0	1	0	1	4	6	11	12	35	
0290	LAS ANIMAS RE-1	4990	LAS ANIMAS HIGH SCHOOL	SCHOOL 1	0	0	2	1	0	22	32	42	33	133	
0290	LAS ANIMAS RE-1		DISTRICT TOTAL		0	1	4	3	3	3	129	140	135	126	544
0310	MC CLAVE RE-2	5666	MC CLAVE ELEMENTARY SCHOOL	PK	1	0	0	0	0	0	2	2	7	5	17
0310	MC CLAVE RE-2	5666	MC CLAVE ELEMENTARY SCHOOL	KINDERG/	0	0	1	0	0	0	2	2	5	4	14
0310	MC CLAVE RE-2	5666	MC CLAVE ELEMENTARY SCHOOL	1ST	0	0	0	0	0	4	4	5	11	24	
0310	MC CLAVE RE-2	5666	MC CLAVE ELEMENTARY SCHOOL	2ND	0	0	0	0	0	1	1	4	8	14	
0310	MC CLAVE RE-2	5666	MC CLAVE ELEMENTARY SCHOOL	3RD	0	0	0	0	1	0	1	3	9	8	
0310	MC CLAVE RE-2	5666	MC CLAVE ELEMENTARY SCHOOL	4TH	0	0	0	0	1	2	2	7	8	20	
0310	MC CLAVE RE-2	5666	MC CLAVE ELEMENTARY SCHOOL	5TH	0	0	0	0	0	3	7	7	5	22	
0310	MC CLAVE RE-2	5666	MC CLAVE ELEMENTARY SCHOOL	6TH	0	0	0	0	0	0	3	6	7	16	
0310	MC CLAVE RE-2	5666	MC CLAVE ELEMENTARY SCHOOL	SCHOOL 1	1	0	1	0	1	15	24	50	56	149	
0310	MC CLAVE RE-2	5670	MC CLAVE UNDIVIDED HIGH SCHOOL	7TH	0	0	0	0	0	1	3	6	7	17	
0310	MC CLAVE RE-2	5670	MC CLAVE UNDIVIDED HIGH SCHOOL	8TH	0	0	0	0	0	5	3	7	10	25	
0310	MC CLAVE RE-2	5670	MC CLAVE UNDIVIDED HIGH SCHOOL	9TH	0	0	0	0	0	2	3	9	5	19	
0310	MC CLAVE RE-2	5670	MC CLAVE UNDIVIDED HIGH SCHOOL	10TH	0	0	0	0	0	5	1	11	2	19	
0310	MC CLAVE RE-2	5670	MC CLAVE UNDIVIDED HIGH SCHOOL	11TH	0	0	0	0	0	1	4	6	9	20	
0310	MC CLAVE RE-2	5670	MC CLAVE UNDIVIDED HIGH SCHOOL	12TH	0	0	0	0	0	2	0	9	6	17	
0310	MC CLAVE RE-2	5670	MC CLAVE UNDIVIDED HIGH SCHOOL	SCHOOL 1	0	0	0	0	0	16	14	48	39	117	
0310	MC CLAVE RE-2		DISTRICT TOTAL		1	0	1	0	1	1	31	38	98	95	266
0470	ST VRRAIN VALLEY RE 1J	0060	LEGACY ELEMENTARY SCHOOL	PK	1	0	1	1	1	0	6	7	27	27	71
0470	ST VRRAIN VALLEY RE 1J	0060	LEGACY ELEMENTARY SCHOOL	HALF DAY	0	0	3	0	0	0	2	6	22	33	66
0470	ST VRRAIN VALLEY RE 1J	0060	LEGACY ELEMENTARY SCHOOL	KINDERG/	0	0	0	1	0	0	0	0	12	12	25
0470	ST VRRAIN VALLEY RE 1J	0060	LEGACY ELEMENTARY SCHOOL	1ST	0	0	3	1	0	8	1	33	34	80	
0470	ST VRRAIN VALLEY RE 1J	0060	LEGACY ELEMENTARY SCHOOL	2ND	0	0	1	0	2	0	1	7	35	43	89
0470	ST VRRAIN VALLEY RE 1J	0060	LEGACY ELEMENTARY SCHOOL	3RD	1	0	1	2	0	8	2	41	21	76	
0470	ST VRRAIN VALLEY RE 1J	0060	LEGACY ELEMENTARY SCHOOL	4TH	0	0	2	0	0	5	5	38	40	90	
0470	ST VRRAIN VALLEY RE 1J	0060	LEGACY ELEMENTARY SCHOOL	5TH	0	0	0	1	2	0	4	9	28	42	86
0470	ST VRRAIN VALLEY RE 1J	0060	LEGACY ELEMENTARY SCHOOL	SCHOOL 1	2	0	11	6	5	34	37	236	252	583	
0470	ST VRRAIN VALLEY RE 1J	0061	ALPINE ELEMENTARY SCHOOL	PK	0	1	3	0	0	1	3	3	18	25	54


COLORADO DEPARTMENT OF EDUCATION
FALL 2007 PUPIL MEMBERSHIP BY DISTRICT, SCHOOL, GRADE, RACE/ETHNICITY, AND GENDER

District Code	DISTRICT	School Code	SCHOOL	GRADE	AMERICAN INDIAN OR ALASKAN NATIVE	AMERICAN INDIAN OR ALASKAN NATIVE	ASIAN OR PACIFIC ISLANDER	ASIAN OR PACIFIC ISLANDER	BLACK (NOT HISPANIC)	BLACK (NOT HISPANIC)	HISPANIC	HISPANIC	WHITE (NOT HISPANIC)	WHITE (NOT HISPANIC)	Total
					FEMALE	MALE	FEMALE	MALE	FEMALE	MALE	FEMALE	MALE	FEMALE	MALE	
0470	ST VRAIN VALLEY RE 1J	0061	ALPINE ELEMENTARY SCHOOL	HALF DAY	1	0	3	2	0	0	4	7	24	33	74
0470	ST VRAIN VALLEY RE 1J	0061	ALPINE ELEMENTARY SCHOOL	1ST	1	2	3	4	1	0	4	5	30	31	81
0470	ST VRAIN VALLEY RE 1J	0061	ALPINE ELEMENTARY SCHOOL	2ND	1	0	3	2	1	0	8	6	23	30	74
0470	ST VRAIN VALLEY RE 1J	0061	ALPINE ELEMENTARY SCHOOL	3RD	0	3	1	0	1	0	5	9	29	28	76
0470	ST VRAIN VALLEY RE 1J	0061	ALPINE ELEMENTARY SCHOOL	4TH	0	2	3	4	0	0	9	6	22	32	78
0470	ST VRAIN VALLEY RE 1J	0061	ALPINE ELEMENTARY SCHOOL	5TH	1	0	3	1	0	0	1	8	19	23	56
0470	ST VRAIN VALLEY RE 1J	0061	ALPINE ELEMENTARY SCHOOL	SCHOOL 1	4	8	19	13	3	1	34	44	165	202	493
0470	ST VRAIN VALLEY RE 1J	0226	ALTONA MIDDLE SCHOOL	5TH	0	0	8	7	2	3	8	11	67	48	154
0470	ST VRAIN VALLEY RE 1J	0226	ALTONA MIDDLE SCHOOL	6TH	0	2	5	5	4	1	9	9	62	80	177
0470	ST VRAIN VALLEY RE 1J	0226	ALTONA MIDDLE SCHOOL	7TH	2	0	8	5	1	5	11	8	66	61	167
0470	ST VRAIN VALLEY RE 1J	0226	ALTONA MIDDLE SCHOOL	8TH	0	0	3	6	1	5	8	12	72	71	178
0470	ST VRAIN VALLEY RE 1J	0226	ALTONA MIDDLE SCHOOL	SCHOOL 1	2	2	24	23	8	14	36	40	267	260	676
0470	ST VRAIN VALLEY RE 1J	1148	BURLINGTON ELEMENTARY SCHOOL	PK	0	0	0	1	0	0	7	7	10	20	45
0470	ST VRAIN VALLEY RE 1J	1148	BURLINGTON ELEMENTARY SCHOOL	HALF DAY	0	0	0	1	1	0	5	11	29	24	71
0470	ST VRAIN VALLEY RE 1J	1148	BURLINGTON ELEMENTARY SCHOOL	1ST	0	0	1	2	1	0	10	8	30	24	76
0470	ST VRAIN VALLEY RE 1J	1148	BURLINGTON ELEMENTARY SCHOOL	2ND	0	0	1	1	0	0	14	8	21	27	72
0470	ST VRAIN VALLEY RE 1J	1148	BURLINGTON ELEMENTARY SCHOOL	3RD	1	0	1	1	2	2	3	13	24	26	73
0470	ST VRAIN VALLEY RE 1J	1148	BURLINGTON ELEMENTARY SCHOOL	4TH	1	0	1	1	1	1	10	7	20	31	73
0470	ST VRAIN VALLEY RE 1J	1148	BURLINGTON ELEMENTARY SCHOOL	5TH	1	0	0	1	3	2	8	6	26	37	84
0470	ST VRAIN VALLEY RE 1J	1148	BURLINGTON ELEMENTARY SCHOOL	SCHOOL 1*	3	0	4	8	8	5	57	60	160	189	494
0470	ST VRAIN VALLEY RE 1J	1284	CARBON VALLEY ACADEMY	PK	0	0	2	2	1	0	2	3	48	29	87
0470	ST VRAIN VALLEY RE 1J	1284	CARBON VALLEY ACADEMY	HALF DAY	0	1	2	0	0	2	4	1	21	14	45
0470	ST VRAIN VALLEY RE 1J	1284	CARBON VALLEY ACADEMY	KINDERG/	0	0	0	0	0	0	2	1	5	12	20
0470	ST VRAIN VALLEY RE 1J	1284	CARBON VALLEY ACADEMY	1ST	0	0	0	1	0	0	0	0	28	21	51
0470	ST VRAIN VALLEY RE 1J	1284	CARBON VALLEY ACADEMY	2ND	1	0	1	0	1	1	5	3	33	26	71
0470	ST VRAIN VALLEY RE 1J	1284	CARBON VALLEY ACADEMY	3RD	0	0	1	0	1	0	2	3	19	20	46
0470	ST VRAIN VALLEY RE 1J	1284	CARBON VALLEY ACADEMY	4TH	0	0	0	1	0	0	6	1	20	23	51
0470	ST VRAIN VALLEY RE 1J	1284	CARBON VALLEY ACADEMY	5TH	1	0	0	0	1	4	5	15	17	43	43
0470	ST VRAIN VALLEY RE 1J	1284	CARBON VALLEY ACADEMY	6TH	0	0	0	0	0	0	1	2	11	12	26
0470	ST VRAIN VALLEY RE 1J	1284	CARBON VALLEY ACADEMY	7TH	0	0	0	0	0	0	1	2	8	7	18
0470	ST VRAIN VALLEY RE 1J	1284	CARBON VALLEY ACADEMY	8TH	0	0	0	0	0	0	0	0	7	7	14
0470	ST VRAIN VALLEY RE 1J	1284	CARBON VALLEY ACADEMY	SCHOOL 1	2	2	6	4	3	4	27	22	215	188	472
0470	ST VRAIN VALLEY RE 1J	1434	CENTRAL ELEMENTARY SCHOOL	PK	2	0	2	2	0	0	10	1	16	14	47
0470	ST VRAIN VALLEY RE 1J	1434	CENTRAL ELEMENTARY SCHOOL	HALF DAY	0	0	0	0	0	1	0	3	8	6	18
0470	ST VRAIN VALLEY RE 1J	1434	CENTRAL ELEMENTARY SCHOOL	KINDERG/	0	0	1	0	1	0	16	13	7	9	47
0470	ST VRAIN VALLEY RE 1J	1434	CENTRAL ELEMENTARY SCHOOL	1ST	0	0	0	1	0	0	8	16	12	17	54
0470	ST VRAIN VALLEY RE 1J	1434	CENTRAL ELEMENTARY SCHOOL	2ND	1	0	1	0	0	1	19	16	13	15	66
0470	ST VRAIN VALLEY RE 1J	1434	CENTRAL ELEMENTARY SCHOOL	3RD	0	0	0	0	1	0	16	13	14	16	61
0470	ST VRAIN VALLEY RE 1J	1434	CENTRAL ELEMENTARY SCHOOL	4TH	0	0	0	0	0	0	8	15	13	12	48
0470	ST VRAIN VALLEY RE 1J	1434	CENTRAL ELEMENTARY SCHOOL	5TH	1	1	0	1	0	0	9	10	22	13	57
0470	ST VRAIN VALLEY RE 1J	1434	CENTRAL ELEMENTARY SCHOOL	SCHOOL 1	5	1	4	4	2	2	86	87	105	102	398
0470	ST VRAIN VALLEY RE 1J	1844	COLUMBINE ELEMENTARY SCHOOL	KINDERG/	0	0	0	0	0	0	27	29	8	4	68
0470	ST VRAIN VALLEY RE 1J	1844	COLUMBINE ELEMENTARY SCHOOL	1ST	1	0	0	1	0	0	32	23	6	10	73
0470	ST VRAIN VALLEY RE 1J	1844	COLUMBINE ELEMENTARY SCHOOL	2ND	1	1	0	0	2	0	24	24	7	2	61
0470	ST VRAIN VALLEY RE 1J	1844	COLUMBINE ELEMENTARY SCHOOL	3RD	0	1	0	0	2	0	19	28	2	6	58
0470	ST VRAIN VALLEY RE 1J	1844	COLUMBINE ELEMENTARY SCHOOL	4TH	0	0	0	1	0	1	28	17	2	8	57
0470	ST VRAIN VALLEY RE 1J	1844	COLUMBINE ELEMENTARY SCHOOL	5TH	1	0	0	0	1	0	28	23	2	5	60
0470	ST VRAIN VALLEY RE 1J	1844	COLUMBINE ELEMENTARY SCHOOL	SCHOOL 1	3	2	0	2	5	1	158	144	27	35	377
0470	ST VRAIN VALLEY RE 1J	2343	EAGLE CREST ELEMENTARY SCHOOL	HALF DAY	0	0	6	5	1	3	6	7	45	46	119
0470	ST VRAIN VALLEY RE 1J	2343	EAGLE CREST ELEMENTARY SCHOOL	1ST	0	0	1	6	1	1	10	5	52	45	121
0470	ST VRAIN VALLEY RE 1J	2343	EAGLE CREST ELEMENTARY SCHOOL	2ND	0	1	9	4	0	2	6	5	43	45	115
0470	ST VRAIN VALLEY RE 1J	2343	EAGLE CREST ELEMENTARY SCHOOL	3RD	0	0	5	2	3	0	10	40	45	108	148
0470	ST VRAIN VALLEY RE 1J	2343	EAGLE CREST ELEMENTARY SCHOOL	4TH	0	1	5	6	0	2	5	5	46	50	120
0470	ST VRAIN VALLEY RE 1J	2343	EAGLE CREST ELEMENTARY SCHOOL	SCHOOL 1	0	2	26	23	5	8	30	32	226	231	583
0470	ST VRAIN VALLEY RE 1J	2758	ERIE ELEMENTARY SCHOOL	PK	0	0	0	1	0	0	0	6	23	27	57
0470	ST VRAIN VALLEY RE 1J	2758	ERIE ELEMENTARY SCHOOL	HALF DAY	0	0	1	0	1	1	6	7	72	76	164
0470	ST VRAIN VALLEY RE 1J	2758	ERIE ELEMENTARY SCHOOL	1ST	0	0	3	2	3	2	12	8	61	67	158
0470	ST VRAIN VALLEY RE 1J	2758	ERIE ELEMENTARY SCHOOL	2ND	1	0	3	5	1	0	14	8	54	69	155
0470	ST VRAIN VALLEY RE 1J	2758	ERIE ELEMENTARY SCHOOL	3RD	0	0	5	1	1	1	11	10	55	58	142
0470	ST VRAIN VALLEY RE 1J	2758	ERIE ELEMENTARY SCHOOL	4TH	0	0	3	1	0	0	7	12	51	57	131
0470	ST VRAIN VALLEY RE 1J	2758	ERIE ELEMENTARY SCHOOL	SCHOOL 1	1	0	15	10	6	4	50	51	316	354	807
0470	ST VRAIN VALLEY RE 1J	2760	ERIE MIDDLE SCHOOL	5TH	0	0	2	3	1	0	8	7	46	68	135
0470	ST VRAIN VALLEY RE 1J	2760	ERIE MIDDLE SCHOOL	6TH	1	1	2	3	0	1	13	7	56	57	141
0470	ST VRAIN VALLEY RE 1J	2760	ERIE MIDDLE SCHOOL	7TH	0	1	5	4	1	1	9	10	58	51	140
0470	ST VRAIN VALLEY RE 1J	2760	ERIE MIDDLE SCHOOL	8TH	1	1	1	5	2	1	7	13	44	61	136
0470	ST VRAIN VALLEY RE 1J	2760	ERIE MIDDLE SCHOOL	SCHOOL 1	2	3	10	15	4	3	37	37	204	237	552
0470	ST VRAIN VALLEY RE 1J	2761	ERIE HIGH SCHOOL	9TH	1	2	5	2	0	0	9	9	61	65	154



COLORADO DEPARTMENT OF EDUCATION
FALL 2007 PUPIL MEMBERSHIP BY DISTRICT, SCHOOL, GRADE, RACE/ETHNICITY, AND GENDER

District Code	DISTRICT	School Code	SCHOOL	GRADE	AMERICAN INDIAN OR ALASKAN NATIVE	AMERICAN INDIAN OR ALASKAN NATIVE	ASIAN OR PACIFIC ISLANDER	ASIAN OR PACIFIC ISLANDER	BLACK (NOT HISPANIC)	BLACK (NOT HISPANIC)	HISPANIC	HISPANIC	WHITE (NOT HISPANIC)	WHITE (NOT HISPANIC)	Total
					FEMALE	MALE	FEMALE	MALE	FEMALE	MALE	FEMALE	MALE	FEMALE	MALE	
0470	ST VRAIN VALLEY RE 1J	2761	ERIE HIGH SCHOOL	10TH	1	2	4	3	1	3	8	3	52	58	135
0470	ST VRAIN VALLEY RE 1J	2761	ERIE HIGH SCHOOL	11TH	1	0	3	8	1	2	15	11	52	71	164
0470	ST VRAIN VALLEY RE 1J	2761	ERIE HIGH SCHOOL	12TH	1	0	1	6	2	0	8	11	54	45	128
0470	ST VRAIN VALLEY RE 1J	2761	ERIE HIGH SCHOOL	SCHOOL 1	4	4	13	19	4	5	40	34	219	239	581
0470	ST VRAIN VALLEY RE 1J	2912	FALL RIVER ELEMENTARY SCHOOL	PK	0	0	2	2	0	0	0	5	27	22	58
0470	ST VRAIN VALLEY RE 1J	2912	FALL RIVER ELEMENTARY SCHOOL	HALF DAY	1	0	4	4	0	2	2	3	31	41	88
0470	ST VRAIN VALLEY RE 1J	2912	FALL RIVER ELEMENTARY SCHOOL	1ST	0	0	3	1	1	1	2	9	33	48	98
0470	ST VRAIN VALLEY RE 1J	2912	FALL RIVER ELEMENTARY SCHOOL	2ND	0	0	4	2	0	1	10	6	39	40	102
0470	ST VRAIN VALLEY RE 1J	2912	FALL RIVER ELEMENTARY SCHOOL	3RD	0	0	3	1	0	2	3	5	41	48	103
0470	ST VRAIN VALLEY RE 1J	2912	FALL RIVER ELEMENTARY SCHOOL	4TH	0	0	2	3	1	0	4	9	37	32	88
0470	ST VRAIN VALLEY RE 1J	2912	FALL RIVER ELEMENTARY SCHOOL	5TH	0	1	3	5	1	0	8	5	32	44	99
0470	ST VRAIN VALLEY RE 1J	2912	FALL RIVER ELEMENTARY SCHOOL	SCHOOL 1	1	1	21	18	3	6	29	42	240	275	636
0470	ST VRAIN VALLEY RE 1J	2964	FLAGSTAFF CHARTER ACADEMY	HALF DAY	0	0	1	1	0	0	0	0	21	21	44
0470	ST VRAIN VALLEY RE 1J	2964	FLAGSTAFF CHARTER ACADEMY	KINDERG/	0	0	0	0	0	0	1	1	11	11	24
0470	ST VRAIN VALLEY RE 1J	2964	FLAGSTAFF CHARTER ACADEMY	1ST	0	0	1	2	0	0	0	2	35	33	73
0470	ST VRAIN VALLEY RE 1J	2964	FLAGSTAFF CHARTER ACADEMY	2ND	0	0	2	2	1	1	1	4	26	33	70
0470	ST VRAIN VALLEY RE 1J	2964	FLAGSTAFF CHARTER ACADEMY	3RD	0	0	0	2	0	0	1	2	35	32	72
0470	ST VRAIN VALLEY RE 1J	2964	FLAGSTAFF CHARTER ACADEMY	4TH	0	0	2	3	0	0	1	0	22	24	52
0470	ST VRAIN VALLEY RE 1J	2964	FLAGSTAFF CHARTER ACADEMY	5TH	0	0	1	0	0	0	0	0	13	11	25
0470	ST VRAIN VALLEY RE 1J	2964	FLAGSTAFF CHARTER ACADEMY	6TH	0	0	0	0	0	1	1	1	19	15	37
0470	ST VRAIN VALLEY RE 1J	2964	FLAGSTAFF CHARTER ACADEMY	7TH	0	0	1	1	0	0	3	0	8	17	30
0470	ST VRAIN VALLEY RE 1J	2964	FLAGSTAFF CHARTER ACADEMY	8TH	0	0	0	1	0	0	0	1	7	8	17
0470	ST VRAIN VALLEY RE 1J	2964	FLAGSTAFF CHARTER ACADEMY	SCHOOL 1	0	0	8	12	1	2	8	11	197	205	444
0470	ST VRAIN VALLEY RE 1J	3192	FREDERICK ELEMENTARY SCHOOL	PK	0	0	0	0	0	0	6	10	12	10	39
0470	ST VRAIN VALLEY RE 1J	3192	FREDERICK ELEMENTARY SCHOOL	HALF DAY	0	0	1	0	0	0	15	6	21	26	69
0470	ST VRAIN VALLEY RE 1J	3192	FREDERICK ELEMENTARY SCHOOL	KINDERG/	0	0	0	0	0	0	4	3	4	4	15
0470	ST VRAIN VALLEY RE 1J	3192	FREDERICK ELEMENTARY SCHOOL	1ST	0	0	2	3	1	1	19	31	27	22	108
0470	ST VRAIN VALLEY RE 1J	3192	FREDERICK ELEMENTARY SCHOOL	2ND	0	0	0	0	0	0	14	22	24	25	87
0470	ST VRAIN VALLEY RE 1J	3192	FREDERICK ELEMENTARY SCHOOL	3RD	1	1	0	1	0	0	18	21	14	21	77
0470	ST VRAIN VALLEY RE 1J	3192	FREDERICK ELEMENTARY SCHOOL	4TH	0	1	1	2	0	0	22	21	23	13	83
0470	ST VRAIN VALLEY RE 1J	3192	FREDERICK ELEMENTARY SCHOOL	5TH	0	0	2	1	1	0	19	23	23	17	86
0470	ST VRAIN VALLEY RE 1J	3192	FREDERICK ELEMENTARY SCHOOL	SCHOOL 1	1	1	6	7	2	1	117	137	148	138	564
0470	ST VRAIN VALLEY RE 1J	3194	COAL RIDGE MIDDLE SCHOOL	6TH	0	0	3	3	1	2	31	33	93	87	253
0470	ST VRAIN VALLEY RE 1J	3194	COAL RIDGE MIDDLE SCHOOL	7TH	1	1	9	2	0	0	40	38	88	87	266
0470	ST VRAIN VALLEY RE 1J	3194	COAL RIDGE MIDDLE SCHOOL	8TH	2	2	2	4	2	1	31	36	87	84	250
0470	ST VRAIN VALLEY RE 1J	3194	COAL RIDGE MIDDLE SCHOOL	SCHOOL 1	2	2	6	16	5	3	102	107	268	258	769
0470	ST VRAIN VALLEY RE 1J	3196	FREDERICK SENIOR HIGH SCHOOL	9TH	2	1	4	6	1	1	42	35	78	86	256
0470	ST VRAIN VALLEY RE 1J	3196	FREDERICK SENIOR HIGH SCHOOL	10TH	1	2	4	2	0	2	45	31	84	87	258
0470	ST VRAIN VALLEY RE 1J	3196	FREDERICK SENIOR HIGH SCHOOL	11TH	1	0	1	5	0	1	38	33	58	61	198
0470	ST VRAIN VALLEY RE 1J	3196	FREDERICK SENIOR HIGH SCHOOL	12TH	0	1	2	2	1	0	21	18	62	41	148
0470	ST VRAIN VALLEY RE 1J	3196	FREDERICK SENIOR HIGH SCHOOL	SCHOOL 1	4	4	11	15	2	4	146	117	282	275	860
0470	ST VRAIN VALLEY RE 1J	4202	HYGIENE ELEMENTARY SCHOOL	HALF DAY	1	1	3	0	0	0	0	4	21	17	47
0470	ST VRAIN VALLEY RE 1J	4202	HYGIENE ELEMENTARY SCHOOL	KINDERG/	0	0	1	0	1	0	1	1	14	7	25
0470	ST VRAIN VALLEY RE 1J	4202	HYGIENE ELEMENTARY SCHOOL	1ST	0	0	5	0	0	0	5	4	27	26	67
0470	ST VRAIN VALLEY RE 1J	4202	HYGIENE ELEMENTARY SCHOOL	2ND	0	0	1	1	1	0	0	2	38	31	74
0470	ST VRAIN VALLEY RE 1J	4202	HYGIENE ELEMENTARY SCHOOL	3RD	0	0	0	2	0	0	0	2	27	32	63
0470	ST VRAIN VALLEY RE 1J	4202	HYGIENE ELEMENTARY SCHOOL	4TH	0	0	1	5	0	0	1	4	39	33	83
0470	ST VRAIN VALLEY RE 1J	4202	HYGIENE ELEMENTARY SCHOOL	5TH	0	0	0	2	0	0	2	0	28	20	52
0470	ST VRAIN VALLEY RE 1J	4202	HYGIENE ELEMENTARY SCHOOL	SCHOOL 1	0	1	9	13	2	0	9	17	194	166	411
0470	ST VRAIN VALLEY RE 1J	4278	INDIAN PEAKS ELEMENTARY SCHOOL	PK	0	1	0	0	0	0	9	7	4	4	26
0470	ST VRAIN VALLEY RE 1J	4278	INDIAN PEAKS ELEMENTARY SCHOOL	KINDERG/	0	0	2	1	0	1	43	31	11	10	99
0470	ST VRAIN VALLEY RE 1J	4278	INDIAN PEAKS ELEMENTARY SCHOOL	1ST	0	0	0	1	0	0	30	29	9	5	74
0470	ST VRAIN VALLEY RE 1J	4278	INDIAN PEAKS ELEMENTARY SCHOOL	2ND	0	0	0	0	1	0	28	31	4	7	71
0470	ST VRAIN VALLEY RE 1J	4278	INDIAN PEAKS ELEMENTARY SCHOOL	3RD	1	0	0	0	1	0	25	18	5	5	55
0470	ST VRAIN VALLEY RE 1J	4278	INDIAN PEAKS ELEMENTARY SCHOOL	4TH	0	0	0	1	0	1	19	23	8	8	60
0470	ST VRAIN VALLEY RE 1J	4278	INDIAN PEAKS ELEMENTARY SCHOOL	5TH	0	0	1	0	0	0	20	20	10	15	66
0470	ST VRAIN VALLEY RE 1J	4278	INDIAN PEAKS ELEMENTARY SCHOOL	SCHOOL 1	1	1	4	3	2	2	174	159	51	54	451
0470	ST VRAIN VALLEY RE 1J	5246	LOMA LINDA ELEMENTARY SCHOOL	PK	0	0	3	0	0	0	12	8	8	6	37
0470	ST VRAIN VALLEY RE 1J	5246	LOMA LINDA ELEMENTARY SCHOOL	KINDERG/	0	0	0	0	0	0	39	24	10	16	89
0470	ST VRAIN VALLEY RE 1J	5246	LOMA LINDA ELEMENTARY SCHOOL	1ST	0	0	0	0	0	2	15	32	6	10	65
0470	ST VRAIN VALLEY RE 1J	5246	LOMA LINDA ELEMENTARY SCHOOL	2ND	0	0	1	0	0	0	27	30	5	7	70
0470	ST VRAIN VALLEY RE 1J	5246	LOMA LINDA ELEMENTARY SCHOOL	3RD	0	0	0	0	1	1	22	24	9	16	73
0470	ST VRAIN VALLEY RE 1J	5246	LOMA LINDA ELEMENTARY SCHOOL	4TH	1	0	0	0	0	1	18	14	8	10	52
0470	ST VRAIN VALLEY RE 1J	5246	LOMA LINDA ELEMENTARY SCHOOL	5TH	0	0	1	0	0	2	27	25	17	14	86
0470	ST VRAIN VALLEY RE 1J	5246	LOMA LINDA ELEMENTARY SCHOOL	SCHOOL 1	1	0	5	0	1	6	160	157	63	79	472
0470	ST VRAIN VALLEY RE 1J	5282	LONGMONT HIGH SCHOOL	9TH	0	1	2	3	3	3	49	47	100	94	302
0470	ST VRAIN VALLEY RE 1J	5282	LONGMONT HIGH SCHOOL	10TH	0	3	2	3	1	3	54	43	107	123	339



COLORADO DEPARTMENT OF EDUCATION
FALL 2007 PUPIL MEMBERSHIP BY DISTRICT, SCHOOL, GRADE, RACE/ETHNICITY, AND GENDER

District Code	DISTRICT	School Code	SCHOOL	GRADE	AMERICAN	AMERICAN	ASIAN OR	ASIAN OR	BLACK	BLACK (NOT	HISPANIC	HISPANIC	WHITE (NOT	WHITE (NOT	Total
					INDIAN OR ALASKAN NATIVE	INDIAN OR ALASKAN NATIVE	PACIFIC ISLANDER	PACIFIC ISLANDER	(NOT HISPANIC)	HISPANIC)			HISPANIC)	HISPANIC)	
0470	ST VRAIN VALLEY RE 1J	5282	LONGMONT HIGH SCHOOL	11TH	1	0	1	3	3	0	35	35	118	130	326
0470	ST VRAIN VALLEY RE 1J	5282	LONGMONT HIGH SCHOOL	12TH	0	3	1	3	5	1	32	27	152	130	354
0470	ST VRAIN VALLEY RE 1J	5282	LONGMONT HIGH SCHOOL	SCHOOL 1	1	7	6	12	12	7	170	152	477	477	1,321
0470	ST VRAIN VALLEY RE 1J	5284	LONGMONT ESTATES ELEMENTARY SCHOOL	PK	0	0	1	4	1	0	4	0	24	26	60
0470	ST VRAIN VALLEY RE 1J	5284	LONGMONT ESTATES ELEMENTARY SCHOOL	HALF DAY	0	0	2	2	0	2	1	4	19	12	42
0470	ST VRAIN VALLEY RE 1J	5284	LONGMONT ESTATES ELEMENTARY SCHOOL	KINDERG/	0	0	2	0	0	0	1	1	10	10	24
0470	ST VRAIN VALLEY RE 1J	5284	LONGMONT ESTATES ELEMENTARY SCHOOL	1ST	0	0	1	4	0	0	1	4	28	41	79
0470	ST VRAIN VALLEY RE 1J	5284	LONGMONT ESTATES ELEMENTARY SCHOOL	2ND	0	0	3	4	1	0	3	4	27	20	62
0470	ST VRAIN VALLEY RE 1J	5284	LONGMONT ESTATES ELEMENTARY SCHOOL	3RD	0	1	1	2	0	1	4	6	25	21	61
0470	ST VRAIN VALLEY RE 1J	5284	LONGMONT ESTATES ELEMENTARY SCHOOL	4TH	0	1	2	4	0	0	3	2	42	28	82
0470	ST VRAIN VALLEY RE 1J	5284	LONGMONT ESTATES ELEMENTARY SCHOOL	5TH	0	1	1	1	0	0	3	4	33	34	77
0470	ST VRAIN VALLEY RE 1J	5284	LONGMONT ESTATES ELEMENTARY SCHOOL	SCHOOL 1	0	3	13	21	2	3	20	25	208	192	487
0470	ST VRAIN VALLEY RE 1J	5286	SUNSET MIDDLE SCHOOL	6TH	1	0	1	3	0	1	29	21	75	76	207
0470	ST VRAIN VALLEY RE 1J	5286	SUNSET MIDDLE SCHOOL	7TH	1	2	2	4	2	3	17	25	64	61	181
0470	ST VRAIN VALLEY RE 1J	5286	SUNSET MIDDLE SCHOOL	8TH	1	3	3	3	3	1	15	23	87	80	219
0470	ST VRAIN VALLEY RE 1J	5286	SUNSET MIDDLE SCHOOL	SCHOOL 1	3	5	6	10	5	5	61	69	226	217	607
0470	ST VRAIN VALLEY RE 1J	5288	LONGS PEAK MIDDLE SCHOOL	6TH	3	3	3	3	2	2	37	49	32	30	164
0470	ST VRAIN VALLEY RE 1J	5288	LONGS PEAK MIDDLE SCHOOL	7TH	2	0	1	0	2	1	25	37	44	43	155
0470	ST VRAIN VALLEY RE 1J	5288	LONGS PEAK MIDDLE SCHOOL	8TH	1	2	0	3	0	0	33	36	51	51	177
0470	ST VRAIN VALLEY RE 1J	5288	LONGS PEAK MIDDLE SCHOOL	SCHOOL 1*	6	5	4	6	4	3	95	122	127	124	496
0470	ST VRAIN VALLEY RE 1J	5364	LYONS ELEMENTARY SCHOOL	PK	0	0	0	2	0	0	0	1	15	13	31
0470	ST VRAIN VALLEY RE 1J	5364	LYONS ELEMENTARY SCHOOL	HALF DAY	0	0	0	2	0	0	0	3	9	10	24
0470	ST VRAIN VALLEY RE 1J	5364	LYONS ELEMENTARY SCHOOL	KINDERG/	0	0	0	0	0	0	2	2	10	10	24
0470	ST VRAIN VALLEY RE 1J	5364	LYONS ELEMENTARY SCHOOL	1ST	0	0	1	0	0	0	1	3	12	15	33
0470	ST VRAIN VALLEY RE 1J	5364	LYONS ELEMENTARY SCHOOL	2ND	0	0	2	1	0	0	2	3	21	17	46
0470	ST VRAIN VALLEY RE 1J	5364	LYONS ELEMENTARY SCHOOL	3RD	0	0	0	0	1	0	0	2	10	16	29
0470	ST VRAIN VALLEY RE 1J	5364	LYONS ELEMENTARY SCHOOL	4TH	0	0	1	0	0	0	3	1	16	21	42
0470	ST VRAIN VALLEY RE 1J	5364	LYONS ELEMENTARY SCHOOL	5TH	0	0	1	0	0	0	4	27	14	46	46
0470	ST VRAIN VALLEY RE 1J	5364	LYONS ELEMENTARY SCHOOL	SCHOOL 1	0	1	5	5	1	0	8	19	120	116	275
0470	ST VRAIN VALLEY RE 1J	5368	LYONS MIDDLE/SENIOR HIGH SCHOOL	6TH	0	0	1	0	0	3	1	20	29	54	54
0470	ST VRAIN VALLEY RE 1J	5368	LYONS MIDDLE/SENIOR HIGH SCHOOL	7TH	0	0	0	1	0	0	0	1	34	29	65
0470	ST VRAIN VALLEY RE 1J	5368	LYONS MIDDLE/SENIOR HIGH SCHOOL	8TH	1	0	0	0	0	3	3	23	28	58	58
0470	ST VRAIN VALLEY RE 1J	5368	LYONS MIDDLE/SENIOR HIGH SCHOOL	9TH	0	0	2	0	0	3	3	36	41	85	85
0470	ST VRAIN VALLEY RE 1J	5368	LYONS MIDDLE/SENIOR HIGH SCHOOL	10TH	0	0	1	0	0	1	1	4	22	38	67
0470	ST VRAIN VALLEY RE 1J	5368	LYONS MIDDLE/SENIOR HIGH SCHOOL	11TH	0	0	1	1	0	2	2	20	29	55	55
0470	ST VRAIN VALLEY RE 1J	5368	LYONS MIDDLE/SENIOR HIGH SCHOOL	12TH	0	0	1	0	0	1	0	2	27	29	60
0470	ST VRAIN VALLEY RE 1J	5368	LYONS MIDDLE/SENIOR HIGH SCHOOL	SCHOOL 1	1	0	5	3	0	2	12	16	182	223	444
0470	ST VRAIN VALLEY RE 1J	5726	MEAD ELEMENTARY SCHOOL	PK	0	0	0	0	0	0	1	4	16	22	43
0470	ST VRAIN VALLEY RE 1J	5726	MEAD ELEMENTARY SCHOOL	HALF DAY	1	0	1	1	0	0	0	3	11	16	33
0470	ST VRAIN VALLEY RE 1J	5726	MEAD ELEMENTARY SCHOOL	KINDERG/	0	0	0	0	0	0	1	2	10	7	20
0470	ST VRAIN VALLEY RE 1J	5726	MEAD ELEMENTARY SCHOOL	1ST	0	0	3	1	0	1	4	1	25	33	68
0470	ST VRAIN VALLEY RE 1J	5726	MEAD ELEMENTARY SCHOOL	2ND	0	0	1	1	0	0	2	3	27	40	74
0470	ST VRAIN VALLEY RE 1J	5726	MEAD ELEMENTARY SCHOOL	3RD	0	0	0	1	0	0	4	7	42	43	97
0470	ST VRAIN VALLEY RE 1J	5726	MEAD ELEMENTARY SCHOOL	4TH	0	0	1	1	0	1	4	3	42	36	88
0470	ST VRAIN VALLEY RE 1J	5726	MEAD ELEMENTARY SCHOOL	5TH	0	0	1	1	0	0	8	2	42	28	82
0470	ST VRAIN VALLEY RE 1J	5726	MEAD ELEMENTARY SCHOOL	SCHOOL 1	1	0	7	6	0	2	24	25	215	225	505
0470	ST VRAIN VALLEY RE 1J	5730	MEAD MIDDLE SCHOOL	6TH	0	0	1	1	1	1	7	5	47	38	101
0470	ST VRAIN VALLEY RE 1J	5730	MEAD MIDDLE SCHOOL	7TH	0	0	2	0	0	6	4	52	54	118	118
0470	ST VRAIN VALLEY RE 1J	5730	MEAD MIDDLE SCHOOL	8TH	1	0	1	1	1	1	4	6	54	37	106
0470	ST VRAIN VALLEY RE 1J	5730	MEAD MIDDLE SCHOOL	SCHOOL 1	4	0	4	2	2	2	17	15	153	129	325
0470	ST VRAIN VALLEY RE 1J	6156	MOUNTAIN VIEW ELEMENTARY SCHOOL	PK	0	2	3	2	1	0	5	8	10	17	48
0470	ST VRAIN VALLEY RE 1J	6156	MOUNTAIN VIEW ELEMENTARY SCHOOL	KINDERG/	0	0	0	1	0	0	15	11	12	20	59
0470	ST VRAIN VALLEY RE 1J	6156	MOUNTAIN VIEW ELEMENTARY SCHOOL	1ST	0	0	0	2	1	1	10	5	16	18	53
0470	ST VRAIN VALLEY RE 1J	6156	MOUNTAIN VIEW ELEMENTARY SCHOOL	2ND	1	0	2	0	0	2	10	15	10	10	50
0470	ST VRAIN VALLEY RE 1J	6156	MOUNTAIN VIEW ELEMENTARY SCHOOL	3RD	1	0	2	1	3	1	7	8	11	11	45
0470	ST VRAIN VALLEY RE 1J	6156	MOUNTAIN VIEW ELEMENTARY SCHOOL	4TH	0	0	1	3	1	12	8	5	7	38	38
0470	ST VRAIN VALLEY RE 1J	6156	MOUNTAIN VIEW ELEMENTARY SCHOOL	5TH	0	0	1	2	0	16	13	15	18	65	65
0470	ST VRAIN VALLEY RE 1J	6156	MOUNTAIN VIEW ELEMENTARY SCHOOL	SCHOOL 1	2	2	9	11	6	5	75	68	79	101	358
0470	ST VRAIN VALLEY RE 1J	6274	NIWOT ELEMENTARY SCHOOL	PK	0	1	5	4	0	1	2	2	24	15	54
0470	ST VRAIN VALLEY RE 1J	6274	NIWOT ELEMENTARY SCHOOL	HALF DAY	0	0	1	3	0	1	0	2	13	22	42
0470	ST VRAIN VALLEY RE 1J	6274	NIWOT ELEMENTARY SCHOOL	KINDERG/	0	0	0	1	0	0	0	0	12	11	24
0470	ST VRAIN VALLEY RE 1J	6274	NIWOT ELEMENTARY SCHOOL	1ST	0	0	3	2	0	0	3	2	38	27	75
0470	ST VRAIN VALLEY RE 1J	6274	NIWOT ELEMENTARY SCHOOL	2ND	1	1	3	3	2	0	3	2	36	26	77
0470	ST VRAIN VALLEY RE 1J	6274	NIWOT ELEMENTARY SCHOOL	3RD	1	1	2	2	0	1	1	1	36	31	76
0470	ST VRAIN VALLEY RE 1J	6274	NIWOT ELEMENTARY SCHOOL	4TH	0	0	9	3	1	0	0	3	36	31	83
0470	ST VRAIN VALLEY RE 1J	6274	NIWOT ELEMENTARY SCHOOL	5TH	0	0	0	3	1	0	5	1	31	46	87
0470	ST VRAIN VALLEY RE 1J	6274	NIWOT ELEMENTARY SCHOOL	SCHOOL 1	2	3	23	21	4	3	14	13	226	209	518

COLORADO DEPARTMENT OF EDUCATION
FALL 2007 PUPIL MEMBERSHIP BY DISTRICT, SCHOOL, GRADE, RACE/ETHNICITY, AND GENDER

District Code	DISTRICT	School Code	SCHOOL	GRADE	AMERICAN INDIAN OR ALASKAN NATIVE	AMERICAN INDIAN OR ALASKAN NATIVE	ASIAN OR PACIFIC ISLANDER	ASIAN OR PACIFIC ISLANDER	BLACK (NOT HISPANIC)	BLACK (NOT HISPANIC)	HISPANIC	HISPANIC	WHITE (NOT HISPANIC)	WHITE (NOT HISPANIC)	Total
					FEMALE	MALE	FEMALE	MALE	FEMALE	MALE	FEMALE	MALE	FEMALE	MALE	
0470	ST VRAIN VALLEY RE 1J	6276	NIWOT HIGH SCHOOL	9TH	1	0	8	7	0	5	35	37	130	147	370
0470	ST VRAIN VALLEY RE 1J	6276	NIWOT HIGH SCHOOL	10TH	2	2	5	11	2	0	18	35	169	122	366
0470	ST VRAIN VALLEY RE 1J	6276	NIWOT HIGH SCHOOL	11TH	1	2	3	8	1	0	17	22	126	132	312
0470	ST VRAIN VALLEY RE 1J	6276	NIWOT HIGH SCHOOL	12TH	1	1	8	2	0	0	8	21	134	114	289
0470	ST VRAIN VALLEY RE 1J	6276	NIWOT HIGH SCHOOL	SCHOOL 1	5	5	24	28	3	5	78	115	559	515	1,337
0470	ST VRAIN VALLEY RE 1J	6344	HERITAGE MIDDLE SCHOOL	6TH	2	0	1	1	1	1	39	68	5	20	138
0470	ST VRAIN VALLEY RE 1J	6344	HERITAGE MIDDLE SCHOOL	7TH	0	1	0	0	1	2	53	41	14	14	126
0470	ST VRAIN VALLEY RE 1J	6344	HERITAGE MIDDLE SCHOOL	8TH	2	1	1	0	1	2	37	56	10	11	121
0470	ST VRAIN VALLEY RE 1J	6344	HERITAGE MIDDLE SCHOOL	SCHOOL 1	4	2	2	1	3	5	129	165	29	45	385
0470	ST VRAIN VALLEY RE 1J	6404	NORTHTRIDGE ELEMENTARY SCHOOL	HALF DAY	1	0	0	0	0	0	27	23	10	7	68
0470	ST VRAIN VALLEY RE 1J	6404	NORTHTRIDGE ELEMENTARY SCHOOL	1ST	1	0	0	0	1	0	32	27	14	10	85
0470	ST VRAIN VALLEY RE 1J	6404	NORTHTRIDGE ELEMENTARY SCHOOL	2ND	0	0	0	1	0	1	20	17	9	4	52
0470	ST VRAIN VALLEY RE 1J	6404	NORTHTRIDGE ELEMENTARY SCHOOL	3RD	0	0	0	0	0	2	24	19	5	16	66
0470	ST VRAIN VALLEY RE 1J	6404	NORTHTRIDGE ELEMENTARY SCHOOL	4TH	0	0	0	1	0	0	24	24	6	8	63
0470	ST VRAIN VALLEY RE 1J	6404	NORTHTRIDGE ELEMENTARY SCHOOL	5TH	1	0	2	1	0	1	15	20	9	13	62
0470	ST VRAIN VALLEY RE 1J	6404	NORTHTRIDGE ELEMENTARY SCHOOL	SCHOOL 1	3	0	2	3	1	4	142	130	53	58	396
0470	ST VRAIN VALLEY RE 1J	6498	OLDE COLUMBINE HIGH SCHOOL	9TH	0	0	0	0	0	0	7	7	7	12	33
0470	ST VRAIN VALLEY RE 1J	6498	OLDE COLUMBINE HIGH SCHOOL	10TH	1	0	0	0	0	0	7	2	14	6	30
0470	ST VRAIN VALLEY RE 1J	6498	OLDE COLUMBINE HIGH SCHOOL	11TH	1	0	1	0	0	0	5	2	9	9	27
0470	ST VRAIN VALLEY RE 1J	6498	OLDE COLUMBINE HIGH SCHOOL	12TH	0	0	0	0	0	0	1	0	7	10	18
0470	ST VRAIN VALLEY RE 1J	6498	OLDE COLUMBINE HIGH SCHOOL	SCHOOL 1	2	0	1	0	0	0	20	11	37	37	108
0470	ST VRAIN VALLEY RE 1J	6499	ADULT EDUCATION/LINCOLN CENTER	11TH	0	0	0	0	0	0	6	7	7	4	25
0470	ST VRAIN VALLEY RE 1J	6499	ADULT EDUCATION/LINCOLN CENTER	12TH	0	1	1	0	1	1	33	34	38	34	143
0470	ST VRAIN VALLEY RE 1J	6499	ADULT EDUCATION/LINCOLN CENTER	SCHOOL 1	1	1	1	0	1	1	39	41	45	38	168
0470	ST VRAIN VALLEY RE 1J	7157	PRAIRIE RIDGE ELEMENTARY SCHOOL	PK	0	0	1	0	0	0	2	1	28	26	58
0470	ST VRAIN VALLEY RE 1J	7157	PRAIRIE RIDGE ELEMENTARY SCHOOL	HALF DAY	0	0	0	1	0	1	19	10	45	46	121
0470	ST VRAIN VALLEY RE 1J	7157	PRAIRIE RIDGE ELEMENTARY SCHOOL	1ST	1	1	3	0	1	2	10	14	45	49	126
0470	ST VRAIN VALLEY RE 1J	7157	PRAIRIE RIDGE ELEMENTARY SCHOOL	2ND	0	0	1	1	0	0	11	24	39	38	115
0470	ST VRAIN VALLEY RE 1J	7157	PRAIRIE RIDGE ELEMENTARY SCHOOL	3RD	2	1	1	2	0	1	20	18	27	38	110
0470	ST VRAIN VALLEY RE 1J	7157	PRAIRIE RIDGE ELEMENTARY SCHOOL	4TH	1	1	1	2	0	0	8	12	31	42	98
0470	ST VRAIN VALLEY RE 1J	7157	PRAIRIE RIDGE ELEMENTARY SCHOOL	5TH	1	1	2	0	0	0	13	19	37	43	116
0470	ST VRAIN VALLEY RE 1J	7157	PRAIRIE RIDGE ELEMENTARY SCHOOL	SCHOOL 1	5	5	9	5	2	3	83	98	252	282	744
0470	ST VRAIN VALLEY RE 1J	7464	ROCKY MOUNTAIN ELEMENTARY SCHOOL	PK	0	0	1	0	0	1	21	26	4	8	61
0470	ST VRAIN VALLEY RE 1J	7464	ROCKY MOUNTAIN ELEMENTARY SCHOOL	KINDERG/	2	0	1	0	0	0	33	32	4	3	75
0470	ST VRAIN VALLEY RE 1J	7464	ROCKY MOUNTAIN ELEMENTARY SCHOOL	1ST	0	0	0	0	0	0	24	36	1	9	70
0470	ST VRAIN VALLEY RE 1J	7464	ROCKY MOUNTAIN ELEMENTARY SCHOOL	2ND	0	0	0	0	1	0	35	28	3	7	74
0470	ST VRAIN VALLEY RE 1J	7464	ROCKY MOUNTAIN ELEMENTARY SCHOOL	3RD	0	0	0	0	0	0	18	26	7	4	55
0470	ST VRAIN VALLEY RE 1J	7464	ROCKY MOUNTAIN ELEMENTARY SCHOOL	4TH	0	0	0	0	1	0	30	18	3	6	58
0470	ST VRAIN VALLEY RE 1J	7464	ROCKY MOUNTAIN ELEMENTARY SCHOOL	5TH	0	1	0	0	0	0	27	27	2	2	59
0470	ST VRAIN VALLEY RE 1J	7464	ROCKY MOUNTAIN ELEMENTARY SCHOOL	SCHOOL 1	2	1	2	0	2	1	188	193	24	39	452
0470	ST VRAIN VALLEY RE 1J	7584	SANBORN ELEMENTARY SCHOOL	HALF DAY	0	0	1	0	0	0	2	3	14	18	38
0470	ST VRAIN VALLEY RE 1J	7584	SANBORN ELEMENTARY SCHOOL	KINDERG/	0	0	0	0	0	0	1	1	10	12	24
0470	ST VRAIN VALLEY RE 1J	7584	SANBORN ELEMENTARY SCHOOL	1ST	1	1	1	1	2	0	6	5	27	28	72
0470	ST VRAIN VALLEY RE 1J	7584	SANBORN ELEMENTARY SCHOOL	2ND	0	0	0	2	0	1	8	8	28	23	71
0470	ST VRAIN VALLEY RE 1J	7584	SANBORN ELEMENTARY SCHOOL	3RD	1	2	1	1	0	0	4	6	30	25	70
0470	ST VRAIN VALLEY RE 1J	7584	SANBORN ELEMENTARY SCHOOL	4TH	3	0	0	0	0	0	8	7	31	23	72
0470	ST VRAIN VALLEY RE 1J	7584	SANBORN ELEMENTARY SCHOOL	5TH	0	0	0	2	0	0	2	5	17	22	48
0470	ST VRAIN VALLEY RE 1J	7584	SANBORN ELEMENTARY SCHOOL	SCHOOL 1	6	3	3	6	2	1	31	35	157	151	395
0470	ST VRAIN VALLEY RE 1J	7789	SILVER CREEK HIGH SCHOOL	9TH	0	2	4	6	2	5	19	13	106	146	303
0470	ST VRAIN VALLEY RE 1J	7789	SILVER CREEK HIGH SCHOOL	10TH	1	1	3	2	0	0	26	14	106	126	279
0470	ST VRAIN VALLEY RE 1J	7789	SILVER CREEK HIGH SCHOOL	11TH	0	0	4	5	1	1	12	8	81	98	210
0470	ST VRAIN VALLEY RE 1J	7789	SILVER CREEK HIGH SCHOOL	12TH	1	0	1	3	0	0	9	10	111	105	240
0470	ST VRAIN VALLEY RE 1J	7789	SILVER CREEK HIGH SCHOOL	SCHOOL 1	2	3	12	16	3	6	66	45	404	475	1,032
0470	ST VRAIN VALLEY RE 1J	7954	SKYLINE HIGH SCHOOL	9TH	4	3	4	3	2	1	86	112	109	111	435
0470	ST VRAIN VALLEY RE 1J	7954	SKYLINE HIGH SCHOOL	10TH	2	2	7	4	2	3	79	79	83	101	362
0470	ST VRAIN VALLEY RE 1J	7954	SKYLINE HIGH SCHOOL	11TH	1	1	2	6	2	3	57	84	88	76	320
0470	ST VRAIN VALLEY RE 1J	7954	SKYLINE HIGH SCHOOL	12TH	1	6	3	6	3	3	47	56	89	113	327
0470	ST VRAIN VALLEY RE 1J	7954	SKYLINE HIGH SCHOOL	SCHOOL 1	8	12	16	19	9	10	269	331	369	401	1,444
0470	ST VRAIN VALLEY RE 1J	8140	SPANGLER ELEMENTARY SCHOOL	PK	0	0	0	0	0	0	8	20	1	3	32
0470	ST VRAIN VALLEY RE 1J	8140	SPANGLER ELEMENTARY SCHOOL	KINDERG/	1	0	0	0	1	0	33	26	9	7	77
0470	ST VRAIN VALLEY RE 1J	8140	SPANGLER ELEMENTARY SCHOOL	1ST	0	0	0	1	0	0	31	23	6	2	63
0470	ST VRAIN VALLEY RE 1J	8140	SPANGLER ELEMENTARY SCHOOL	2ND	0	0	0	0	0	0	29	25	4	8	66
0470	ST VRAIN VALLEY RE 1J	8140	SPANGLER ELEMENTARY SCHOOL	3RD	0	0	0	0	0	0	29	29	3	4	65
0470	ST VRAIN VALLEY RE 1J	8140	SPANGLER ELEMENTARY SCHOOL	4TH	2	0	0	1	0	1	19	24	2	6	55
0470	ST VRAIN VALLEY RE 1J	8140	SPANGLER ELEMENTARY SCHOOL	5TH	0	0	0	0	0	1	24	25	1	2	53
0470	ST VRAIN VALLEY RE 1J	8140	SPANGLER ELEMENTARY SCHOOL	SCHOOL 1	3	0	0	2	1	2	173	172	26	32	411
0470	ST VRAIN VALLEY RE 1J	8903	TRAIL RIDGE MIDDLE SCHOOL	6TH	0	2	3	5	0	0	31	45	58	63	207

COLORADO DEPARTMENT OF EDUCATION
FALL 2007 PUPIL MEMBERSHIP BY DISTRICT, SCHOOL, GRADE, RACE/ETHNICITY, AND GENDER


District Code	DISTRICT	School Code	SCHOOL	GRADE	AMERICAN INDIAN OR ALASKAN NATIVE	AMERICAN INDIAN OR ALASKAN NATIVE	ASIAN OR PACIFIC ISLANDER	ASIAN OR PACIFIC ISLANDER	BLACK (NOT HISPANIC)	BLACK (NOT HISPANIC)	HISPANIC	HISPANIC	WHITE (NOT HISPANIC)	WHITE (NOT HISPANIC)	Total	
					FEMALE	MALE	FEMALE	MALE	FEMALE	MALE	FEMALE	MALE	FEMALE	MALE		
0470	ST VRAIN VALLEY RE 1J	8903	TRAIL RIDGE MIDDLE SCHOOL	7TH	1	0	6	6	2	3	25	43	62	59	207	
0470	ST VRAIN VALLEY RE 1J	8903	TRAIL RIDGE MIDDLE SCHOOL	8TH	0	2	5	4	1	2	45	42	41	45	187	
0470	ST VRAIN VALLEY RE 1J	8903	TRAIL RIDGE MIDDLE SCHOOL	SCHOOL 1	1	4	14	15	3	5	101	130	161	167	601	
0470	ST VRAIN VALLEY RE 1J	8927	TWIN PEAKS CHARTER ACADEMY	HALF DAY	0	0	3	3	1	0	3	5	19	18	52	
0470	ST VRAIN VALLEY RE 1J	8927	TWIN PEAKS CHARTER ACADEMY	KINDERG/	0	0	1	4	0	0	0	0	11	10	26	
0470	ST VRAIN VALLEY RE 1J	8927	TWIN PEAKS CHARTER ACADEMY	1ST	1	2	11	5	0	1	2	4	23	29	78	
0470	ST VRAIN VALLEY RE 1J	8927	TWIN PEAKS CHARTER ACADEMY	2ND	1	1	11	6	0	2	4	5	22	24	76	
0470	ST VRAIN VALLEY RE 1J	8927	TWIN PEAKS CHARTER ACADEMY	3RD	0	0	6	0	0	0	4	8	28	28	74	
0470	ST VRAIN VALLEY RE 1J	8927	TWIN PEAKS CHARTER ACADEMY	4TH	1	0	6	1	0	0	3	4	23	14	52	
0470	ST VRAIN VALLEY RE 1J	8927	TWIN PEAKS CHARTER ACADEMY	5TH	0	0	1	3	0	0	1	3	21	23	52	
0470	ST VRAIN VALLEY RE 1J	8927	TWIN PEAKS CHARTER ACADEMY	6TH	0	0	1	6	0	0	2	3	20	23	55	
0470	ST VRAIN VALLEY RE 1J	8927	TWIN PEAKS CHARTER ACADEMY	7TH	0	1	3	4	0	0	5	2	16	20	51	
0470	ST VRAIN VALLEY RE 1J	8927	TWIN PEAKS CHARTER ACADEMY	8TH	0	0	2	0	0	0	5	3	22	21	53	
0470	ST VRAIN VALLEY RE 1J	8927	TWIN PEAKS CHARTER ACADEMY	SCHOOL 1	3	4	45	32	1	3	29	37	205	210	569	
0470	ST VRAIN VALLEY RE 1J	9430	WESTVIEW MIDDLE SCHOOL	6TH	1	0	5	0	2	0	9	15	91	84	207	
0470	ST VRAIN VALLEY RE 1J	9430	WESTVIEW MIDDLE SCHOOL	7TH	1	1	3	0	2	3	16	15	73	83	197	
0470	ST VRAIN VALLEY RE 1J	9430	WESTVIEW MIDDLE SCHOOL	8TH	1	2	1	0	3	1	10	13	68	78	177	
0470	ST VRAIN VALLEY RE 1J	9430	WESTVIEW MIDDLE SCHOOL	SCHOOL 1	3	3	9	0	7	4	35	43	232	245	581	
0470	ST VRAIN VALLEY RE 1J		DISTRICT TOTAL			108	108	424	435	145	153	3,213	3,405	8,149	8,447	24,582
0480	BOULDER VALLEY RE 2	0000	NOT IN A SCHOOL	PK	1	1	4	6	1	1	12	15	43	69	153	
0480	BOULDER VALLEY RE 2	0000	NOT IN A SCHOOL	SCHOOL 1	1	1	4	6	1	1	12	15	43	69	153	
0480	BOULDER VALLEY RE 2	0125	ARAPAHOE RIDGE HIGH SCHOOL	9TH	0	0	0	0	0	1	13	10	2	7	34	
0480	BOULDER VALLEY RE 2	0125	ARAPAHOE RIDGE HIGH SCHOOL	10TH	0	1	1	0	0	0	6	10	9	11	39	
0480	BOULDER VALLEY RE 2	0125	ARAPAHOE RIDGE HIGH SCHOOL	11TH	0	0	0	0	0	0	15	17	10	32	76	
0480	BOULDER VALLEY RE 2	0125	ARAPAHOE RIDGE HIGH SCHOOL	12TH	0	0	0	0	0	2	14	19	20	20	76	
0480	BOULDER VALLEY RE 2	0125	ARAPAHOE RIDGE HIGH SCHOOL	SCHOOL 1	0	2	2	0	2	3	48	56	41	70	225	
0480	BOULDER VALLEY RE 2	0441	ASPEN CREEK K-8 ELEMENTARY SCHOOL	HALF DAY	0	0	4	4	0	0	3	2	33	40	86	
0480	BOULDER VALLEY RE 2	0441	ASPEN CREEK K-8 ELEMENTARY SCHOOL	1ST	0	0	0	2	0	0	2	3	31	31	69	
0480	BOULDER VALLEY RE 2	0441	ASPEN CREEK K-8 ELEMENTARY SCHOOL	2ND	0	0	4	4	1	0	1	2	28	36	76	
0480	BOULDER VALLEY RE 2	0441	ASPEN CREEK K-8 ELEMENTARY SCHOOL	3RD	0	0	2	2	0	0	1	2	35	41	83	
0480	BOULDER VALLEY RE 2	0441	ASPEN CREEK K-8 ELEMENTARY SCHOOL	4TH	0	0	3	0	1	0	2	1	27	42	76	
0480	BOULDER VALLEY RE 2	0441	ASPEN CREEK K-8 ELEMENTARY SCHOOL	5TH	0	0	3	2	1	0	3	2	37	36	84	
0480	BOULDER VALLEY RE 2	0441	ASPEN CREEK K-8 ELEMENTARY SCHOOL	6TH	0	0	3	4	2	1	7	8	68	47	140	
0480	BOULDER VALLEY RE 2	0441	ASPEN CREEK K-8 ELEMENTARY SCHOOL	7TH	0	0	6	4	1	1	4	9	50	77	152	
0480	BOULDER VALLEY RE 2	0441	ASPEN CREEK K-8 ELEMENTARY SCHOOL	8TH	0	2	4	1	0	2	6	6	49	75	146	
0480	BOULDER VALLEY RE 2	0441	ASPEN CREEK K-8 ELEMENTARY SCHOOL	SCHOOL 1	1	2	29	23	6	4	29	35	358	425	912	
0480	BOULDER VALLEY RE 2	0652	BEAR CREEK ELEMENTARY SCHOOL	HALF DAY	0	0	4	1	0	0	1	0	18	18	42	
0480	BOULDER VALLEY RE 2	0652	BEAR CREEK ELEMENTARY SCHOOL	1ST	0	0	3	3	3	0	1	2	17	27	57	
0480	BOULDER VALLEY RE 2	0652	BEAR CREEK ELEMENTARY SCHOOL	2ND	0	0	6	5	0	0	1	2	19	42	75	
0480	BOULDER VALLEY RE 2	0652	BEAR CREEK ELEMENTARY SCHOOL	3RD	0	0	4	8	0	0	2	1	11	27	53	
0480	BOULDER VALLEY RE 2	0652	BEAR CREEK ELEMENTARY SCHOOL	4TH	2	0	0	4	0	0	1	0	21	29	57	
0480	BOULDER VALLEY RE 2	0652	BEAR CREEK ELEMENTARY SCHOOL	5TH	1	0	6	1	0	0	1	0	36	32	77	
0480	BOULDER VALLEY RE 2	0652	BEAR CREEK ELEMENTARY SCHOOL	SCHOOL 1	4	0	23	22	3	1	6	5	122	175	361	
0480	BOULDER VALLEY RE 2	0872	BIRCH ELEMENTARY SCHOOL	PK	0	1	0	4	0	0	4	2	9	8	28	
0480	BOULDER VALLEY RE 2	0872	BIRCH ELEMENTARY SCHOOL	HALF DAY	0	0	3	0	0	1	5	2	22	25	58	
0480	BOULDER VALLEY RE 2	0872	BIRCH ELEMENTARY SCHOOL	KINDERG/	0	0	0	0	0	0	2	1	1	0	4	
0480	BOULDER VALLEY RE 2	0872	BIRCH ELEMENTARY SCHOOL	1ST	0	0	1	2	1	0	12	5	15	33	69	
0480	BOULDER VALLEY RE 2	0872	BIRCH ELEMENTARY SCHOOL	2ND	1	0	1	1	4	1	3	4	22	36	73	
0480	BOULDER VALLEY RE 2	0872	BIRCH ELEMENTARY SCHOOL	3RD	0	0	1	1	0	1	1	6	37	17	64	
0480	BOULDER VALLEY RE 2	0872	BIRCH ELEMENTARY SCHOOL	4TH	0	1	3	0	2	0	3	5	31	26	71	
0480	BOULDER VALLEY RE 2	0872	BIRCH ELEMENTARY SCHOOL	5TH	0	0	0	1	1	2	4	1	24	36	69	
0480	BOULDER VALLEY RE 2	0872	BIRCH ELEMENTARY SCHOOL	SCHOOL 1	1	2	9	9	8	5	34	26	161	181	436	
0480	BOULDER VALLEY RE 2	0919	BOULDER COMMUNITY SCHOOL/INTEGRATED STUDIES	HALF DAY	0	0	3	0	1	1	3	1	19	17	45	
0480	BOULDER VALLEY RE 2	0919	BOULDER COMMUNITY SCHOOL/INTEGRATED STUDIES	1ST	0	0	1	0	0	3	1	0	18	22	45	
0480	BOULDER VALLEY RE 2	0919	BOULDER COMMUNITY SCHOOL/INTEGRATED STUDIES	2ND	0	0	2	0	2	0	1	1	17	25	48	
0480	BOULDER VALLEY RE 2	0919	BOULDER COMMUNITY SCHOOL/INTEGRATED STUDIES	3RD	0	0	1	0	0	0	1	0	26	21	49	
0480	BOULDER VALLEY RE 2	0919	BOULDER COMMUNITY SCHOOL/INTEGRATED STUDIES	4TH	0	0	3	0	1	2	0	1	25	21	53	
0480	BOULDER VALLEY RE 2	0919	BOULDER COMMUNITY SCHOOL/INTEGRATED STUDIES	5TH	0	0	3	2	0	0	0	0	19	23	47	
0480	BOULDER VALLEY RE 2	0919	BOULDER COMMUNITY SCHOOL/INTEGRATED STUDIES	SCHOOL 1	0	0	13	2	4	6	6	3	124	129	287	
0480	BOULDER VALLEY RE 2	0924	BOULDER HIGH SCHOOL	9TH	0	0	13	6	5	6	40	36	159	167	432	
0480	BOULDER VALLEY RE 2	0924	BOULDER HIGH SCHOOL	10TH	1	1	8	17	3	6	52	38	175	160	461	
0480	BOULDER VALLEY RE 2	0924	BOULDER HIGH SCHOOL	11TH	3	1	13	16	0	5	31	43	171	189	472	
0480	BOULDER VALLEY RE 2	0924	BOULDER HIGH SCHOOL	12TH	1	2	13	13	9	9	28	37	174	204	490	
0480	BOULDER VALLEY RE 2	0924	BOULDER HIGH SCHOOL	SCHOOL 1	5	4	47	52	17	26	151	154	679	720	1,855	
0480	BOULDER VALLEY RE 2	0934	BOULDER PREP CHARTER HIGH SCHOOL	9TH	0	0	0	0	0	0	1	3	5	5	14	
0480	BOULDER VALLEY RE 2	0934	BOULDER PREP CHARTER HIGH SCHOOL	10TH	0	1	0	2	2	0	14	8	9	9	45	
0480	BOULDER VALLEY RE 2	0934	BOULDER PREP CHARTER HIGH SCHOOL	11TH	1	1	1	0	0	1	7	9	7	6	33	

COLORADO DEPARTMENT OF EDUCATION
FALL 2007 PUPIL MEMBERSHIP BY DISTRICT, SCHOOL, GRADE, RACE/ETHNICITY, AND GENDER

District Code	DISTRICT	School Code	SCHOOL	GRADE	AMERICAN INDIAN OR ALASKAN NATIVE	AMERICAN INDIAN OR ALASKAN NATIVE	ASIAN OR PACIFIC ISLANDER	ASIAN OR PACIFIC ISLANDER	BLACK (NOT HISPANIC)	BLACK (NOT HISPANIC)	HISPANIC	HISPANIC	WHITE (NOT HISPANIC)	WHITE (NOT HISPANIC)	Total
					FEMALE	MALE	FEMALE	MALE	FEMALE	MALE	FEMALE	MALE	FEMALE	MALE	
0480	BOULDER VALLEY RE 2	0934	BOULDER PREP CHARTER HIGH SCHOOL	12TH	1	0	1	1	0	0	13	16	10	22	64
0480	BOULDER VALLEY RE 2	0934	BOULDER PREP CHARTER HIGH SCHOOL	SCHOOL 1	2	2	2	3	2	1	35	36	31	42	156
0480	BOULDER VALLEY RE 2	1066	BROOMFIELD HEIGHTS MIDDLE SCHOOL	6TH	2	0	6	4	1	0	11	11	71	65	171
0480	BOULDER VALLEY RE 2	1066	BROOMFIELD HEIGHTS MIDDLE SCHOOL	7TH	1	2	8	10	2	1	13	10	74	63	184
0480	BOULDER VALLEY RE 2	1066	BROOMFIELD HEIGHTS MIDDLE SCHOOL	8TH	0	1	7	2	0	1	13	15	56	73	168
0480	BOULDER VALLEY RE 2	1066	BROOMFIELD HEIGHTS MIDDLE SCHOOL	SCHOOL 1	3	3	21	16	3	2	37	36	201	201	523
0480	BOULDER VALLEY RE 2	1070	BROOMFIELD HIGH SCHOOL	9TH	2	3	9	11	6	4	17	16	148	147	363
0480	BOULDER VALLEY RE 2	1070	BROOMFIELD HIGH SCHOOL	10TH	1	2	8	6	2	3	19	20	153	153	367
0480	BOULDER VALLEY RE 2	1070	BROOMFIELD HIGH SCHOOL	11TH	1	2	6	5	4	4	12	20	159	125	338
0480	BOULDER VALLEY RE 2	1070	BROOMFIELD HIGH SCHOOL	12TH	0	2	8	7	1	2	16	19	137	180	372
0480	BOULDER VALLEY RE 2	1070	BROOMFIELD HIGH SCHOOL	SCHOOL 1	4	9	31	29	13	13	64	75	597	605	1,440
0480	BOULDER VALLEY RE 2	1136	MANHATTAN MIDDLE SCHOOL OF THE ARTS AND ACADEMICS	6TH	0	1	6	4	2	0	15	18	47	46	139
0480	BOULDER VALLEY RE 2	1136	MANHATTAN MIDDLE SCHOOL OF THE ARTS AND ACADEMICS	7TH	1	1	9	10	0	0	9	13	56	47	146
0480	BOULDER VALLEY RE 2	1136	MANHATTAN MIDDLE SCHOOL OF THE ARTS AND ACADEMICS	8TH	3	0	8	5	2	2	12	14	47	50	143
0480	BOULDER VALLEY RE 2	1136	MANHATTAN MIDDLE SCHOOL OF THE ARTS AND ACADEMICS	SCHOOL 1	4	2	23	19	4	2	36	45	150	143	428
0480	BOULDER VALLEY RE 2	1352	CASEY MIDDLE SCHOOL	6TH	0	0	3	1	2	5	33	18	25	47	134
0480	BOULDER VALLEY RE 2	1352	CASEY MIDDLE SCHOOL	7TH	0	1	2	1	1	3	29	27	24	20	108
0480	BOULDER VALLEY RE 2	1352	CASEY MIDDLE SCHOOL	8TH	1	0	3	1	1	3	25	22	23	25	104
0480	BOULDER VALLEY RE 2	1352	CASEY MIDDLE SCHOOL	SCHOOL 1	1	1	8	3	4	11	87	67	72	92	346
0480	BOULDER VALLEY RE 2	1380	CENTAURUS HIGH SCHOOL	9TH	1	0	5	6	4	3	35	46	63	100	263
0480	BOULDER VALLEY RE 2	1380	CENTAURUS HIGH SCHOOL	10TH	2	1	3	1	1	1	32	49	92	105	287
0480	BOULDER VALLEY RE 2	1380	CENTAURUS HIGH SCHOOL	11TH	0	3	5	11	2	3	24	33	94	92	267
0480	BOULDER VALLEY RE 2	1380	CENTAURUS HIGH SCHOOL	12TH	4	0	5	7	2	4	30	32	70	86	240
0480	BOULDER VALLEY RE 2	1380	CENTAURUS HIGH SCHOOL	SCHOOL 1	7	4	18	25	9	11	121	160	319	383	1,057
0480	BOULDER VALLEY RE 2	1390	CENTENNIAL MIDDLE SCHOOL	6TH	0	1	9	4	1	1	19	20	66	77	198
0480	BOULDER VALLEY RE 2	1390	CENTENNIAL MIDDLE SCHOOL	7TH	0	0	8	11	2	1	10	15	72	61	181
0480	BOULDER VALLEY RE 2	1390	CENTENNIAL MIDDLE SCHOOL	8TH	0	0	5	5	1	0	12	18	96	67	204
0480	BOULDER VALLEY RE 2	1390	CENTENNIAL MIDDLE SCHOOL	SCHOOL 1	0	2	22	20	4	2	41	53	234	205	583
0480	BOULDER VALLEY RE 2	1725	COAL CREEK ELEMENTARY SCHOOL	HALF DAY	1	0	3	0	1	0	2	1	37	38	83
0480	BOULDER VALLEY RE 2	1725	COAL CREEK ELEMENTARY SCHOOL	KINDERG/	0	0	0	1	0	0	0	0	0	1	2
0480	BOULDER VALLEY RE 2	1725	COAL CREEK ELEMENTARY SCHOOL	1ST	0	0	0	0	0	0	2	1	34	38	75
0480	BOULDER VALLEY RE 2	1725	COAL CREEK ELEMENTARY SCHOOL	2ND	1	1	0	1	0	2	2	0	39	26	71
0480	BOULDER VALLEY RE 2	1725	COAL CREEK ELEMENTARY SCHOOL	3RD	0	1	0	0	0	2	0	1	2	34	71
0480	BOULDER VALLEY RE 2	1725	COAL CREEK ELEMENTARY SCHOOL	4TH	0	1	3	0	0	0	1	1	39	36	80
0480	BOULDER VALLEY RE 2	1725	COAL CREEK ELEMENTARY SCHOOL	5TH	0	0	3	1	0	0	2	0	44	37	88
0480	BOULDER VALLEY RE 2	1725	COAL CREEK ELEMENTARY SCHOOL	SCHOOL 1	3	2	9	3	3	2	9	5	227	207	470
0480	BOULDER VALLEY RE 2	1842	COLUMBINE ELEMENTARY SCHOOL	PK	0	0	0	0	0	0	6	4	1	0	11
0480	BOULDER VALLEY RE 2	1842	COLUMBINE ELEMENTARY SCHOOL	HALF DAY	0	1	1	1	1	1	19	16	6	3	49
0480	BOULDER VALLEY RE 2	1842	COLUMBINE ELEMENTARY SCHOOL	KINDERG/	0	0	0	0	0	0	5	8	0	0	13
0480	BOULDER VALLEY RE 2	1842	COLUMBINE ELEMENTARY SCHOOL	1ST	0	0	1	0	0	0	28	27	6	7	69
0480	BOULDER VALLEY RE 2	1842	COLUMBINE ELEMENTARY SCHOOL	2ND	0	0	0	0	0	0	35	31	2	5	73
0480	BOULDER VALLEY RE 2	1842	COLUMBINE ELEMENTARY SCHOOL	3RD	0	1	2	0	0	0	18	20	4	3	48
0480	BOULDER VALLEY RE 2	1842	COLUMBINE ELEMENTARY SCHOOL	4TH	0	1	0	1	1	0	28	23	5	8	67
0480	BOULDER VALLEY RE 2	1842	COLUMBINE ELEMENTARY SCHOOL	5TH	0	0	1	0	0	0	19	18	0	1	39
0480	BOULDER VALLEY RE 2	1842	COLUMBINE ELEMENTARY SCHOOL	SCHOOL 1	0	3	5	2	2	1	158	147	24	27	369
0480	BOULDER VALLEY RE 2	1883	COMMUNITY MONTESSORI SCHOOL	PK	0	0	9	5	0	1	4	7	23	22	71
0480	BOULDER VALLEY RE 2	1883	COMMUNITY MONTESSORI SCHOOL	HALF DAY	0	0	1	4	0	0	1	3	13	15	37
0480	BOULDER VALLEY RE 2	1883	COMMUNITY MONTESSORI SCHOOL	KINDERG/	0	0	0	0	0	0	1	2	0	0	3
0480	BOULDER VALLEY RE 2	1883	COMMUNITY MONTESSORI SCHOOL	1ST	0	0	4	0	0	0	7	3	14	16	44
0480	BOULDER VALLEY RE 2	1883	COMMUNITY MONTESSORI SCHOOL	2ND	0	0	1	2	0	0	2	6	16	24	51
0480	BOULDER VALLEY RE 2	1883	COMMUNITY MONTESSORI SCHOOL	3RD	0	0	3	2	0	1	1	1	13	9	30
0480	BOULDER VALLEY RE 2	1883	COMMUNITY MONTESSORI SCHOOL	4TH	0	0	2	1	0	0	0	1	8	12	24
0480	BOULDER VALLEY RE 2	1883	COMMUNITY MONTESSORI SCHOOL	5TH	0	0	2	0	1	1	2	0	8	14	28
0480	BOULDER VALLEY RE 2	1883	COMMUNITY MONTESSORI SCHOOL	SCHOOL 1	0	0	22	14	1	3	18	23	95	112	288
0480	BOULDER VALLEY RE 2	1996	CREST VIEW ELEMENTARY SCHOOL	HALF DAY	0	0	1	5	0	0	11	7	31	34	89
0480	BOULDER VALLEY RE 2	1996	CREST VIEW ELEMENTARY SCHOOL	1ST	0	0	6	1	1	0	8	9	27	34	86
0480	BOULDER VALLEY RE 2	1996	CREST VIEW ELEMENTARY SCHOOL	2ND	0	0	3	4	2	1	8	11	27	38	94
0480	BOULDER VALLEY RE 2	1996	CREST VIEW ELEMENTARY SCHOOL	3RD	0	1	3	5	0	0	5	3	26	26	69
0480	BOULDER VALLEY RE 2	1996	CREST VIEW ELEMENTARY SCHOOL	4TH	0	0	4	1	1	2	6	9	32	30	85
0480	BOULDER VALLEY RE 2	1996	CREST VIEW ELEMENTARY SCHOOL	5TH	0	0	4	3	2	1	10	5	31	32	88
0480	BOULDER VALLEY RE 2	1996	CREST VIEW ELEMENTARY SCHOOL	SCHOOL 1	0	1	21	19	6	4	48	44	174	194	511
0480	BOULDER VALLEY RE 2	2240	DOUGLASS ELEMENTARY SCHOOL	HALF DAY	1	0	2	1	0	0	0	0	33	29	66
0480	BOULDER VALLEY RE 2	2240	DOUGLASS ELEMENTARY SCHOOL	1ST	0	0	1	2	0	0	0	1	28	31	63
0480	BOULDER VALLEY RE 2	2240	DOUGLASS ELEMENTARY SCHOOL	2ND	0	0	3	3	0	0	1	0	33	37	77
0480	BOULDER VALLEY RE 2	2240	DOUGLASS ELEMENTARY SCHOOL	3RD	0	0	1	0	0	0	0	1	41	31	74
0480	BOULDER VALLEY RE 2	2240	DOUGLASS ELEMENTARY SCHOOL	4TH	0	0	2	1	1	1	0	1	35	36	76
0480	BOULDER VALLEY RE 2	2240	DOUGLASS ELEMENTARY SCHOOL	5TH	0	0	2	3	0	0	3	0	37	38	83


COLORADO DEPARTMENT OF EDUCATION
FALL 2007 PUPIL MEMBERSHIP BY DISTRICT, SCHOOL, GRADE, RACE/ETHNICITY, AND GENDER

District Code	DISTRICT	School Code	SCHOOL	GRADE	AMERICAN INDIAN OR ALASKAN NATIVE		ASIAN OR PACIFIC ISLANDER		BLACK (NOT HISPANIC)		HISPANIC		WHITE (NOT HISPANIC)		Total
					FEMALE	MALE	FEMALE	MALE	FEMALE	MALE	FEMALE	MALE	FEMALE	MALE	
0480	BOULDER VALLEY RE 2	2240	DOUGLASS ELEMENTARY SCHOOL	SCHOOL 1	0	1	11	10	1	0	4	3	207	202	439
0480	BOULDER VALLEY RE 2	2552	EISENHOWER ELEMENTARY SCHOOL	HALF DAY	0	0	1	5	0	0	5	11	27	21	70
0480	BOULDER VALLEY RE 2	2552	EISENHOWER ELEMENTARY SCHOOL	KINDERG/	0	0	1	0	0	0	0	0	0	0	1
0480	BOULDER VALLEY RE 2	2552	EISENHOWER ELEMENTARY SCHOOL	1ST	1	0	7	5	1	0	7	7	27	34	89
0480	BOULDER VALLEY RE 2	2552	EISENHOWER ELEMENTARY SCHOOL	2ND	0	2	2	5	0	1	5	9	26	25	75
0480	BOULDER VALLEY RE 2	2552	EISENHOWER ELEMENTARY SCHOOL	3RD	0	1	4	4	1	0	6	5	27	38	86
0480	BOULDER VALLEY RE 2	2552	EISENHOWER ELEMENTARY SCHOOL	4TH	0	0	0	4	0	0	5	4	20	41	74
0480	BOULDER VALLEY RE 2	2552	EISENHOWER ELEMENTARY SCHOOL	5TH	0	0	4	4	0	1	6	3	24	31	73
0480	BOULDER VALLEY RE 2	2552	EISENHOWER ELEMENTARY SCHOOL	SCHOOL 1	1	3	19	27	2	2	34	39	151	190	468
0480	BOULDER VALLEY RE 2	2589	ELDORADO K-8 ELEMENTARY SCHOOL	HALF DAY	0	1	7	5	0	1	2	3	31	34	84
0480	BOULDER VALLEY RE 2	2589	ELDORADO K-8 ELEMENTARY SCHOOL	1ST	0	0	9	5	1	0	1	2	25	41	84
0480	BOULDER VALLEY RE 2	2589	ELDORADO K-8 ELEMENTARY SCHOOL	2ND	0	0	6	10	0	0	3	2	31	32	84
0480	BOULDER VALLEY RE 2	2589	ELDORADO K-8 ELEMENTARY SCHOOL	3RD	0	0	5	3	0	0	4	2	32	27	73
0480	BOULDER VALLEY RE 2	2589	ELDORADO K-8 ELEMENTARY SCHOOL	4TH	0	0	3	11	0	0	3	0	22	37	76
0480	BOULDER VALLEY RE 2	2589	ELDORADO K-8 ELEMENTARY SCHOOL	5TH	0	0	9	10	0	0	1	1	41	37	98
0480	BOULDER VALLEY RE 2	2589	ELDORADO K-8 ELEMENTARY SCHOOL	6TH	0	0	7	17	1	0	5	4	57	83	175
0480	BOULDER VALLEY RE 2	2589	ELDORADO K-8 ELEMENTARY SCHOOL	7TH	1	0	10	9	0	1	4	3	65	76	169
0480	BOULDER VALLEY RE 2	2589	ELDORADO K-8 ELEMENTARY SCHOOL	8TH	0	0	15	12	0	2	7	6	66	68	170
0480	BOULDER VALLEY RE 2	2589	ELDORADO K-8 ELEMENTARY SCHOOL	SCHOOL 1	1	1	71	82	2	3	24	24	370	435	1,013
0480	BOULDER VALLEY RE 2	2702	EMERALD ELEMENTARY SCHOOL	PK	0	0	3	4	0	0	6	3	8	6	30
0480	BOULDER VALLEY RE 2	2702	EMERALD ELEMENTARY SCHOOL	HALF DAY	0	0	3	0	0	0	14	11	15	9	52
0480	BOULDER VALLEY RE 2	2702	EMERALD ELEMENTARY SCHOOL	KINDERG/	0	0	0	0	0	0	3	7	2	2	14
0480	BOULDER VALLEY RE 2	2702	EMERALD ELEMENTARY SCHOOL	1ST	0	0	3	2	0	0	16	16	15	10	62
0480	BOULDER VALLEY RE 2	2702	EMERALD ELEMENTARY SCHOOL	2ND	0	0	4	3	0	0	16	10	16	24	73
0480	BOULDER VALLEY RE 2	2702	EMERALD ELEMENTARY SCHOOL	3RD	0	0	2	2	0	0	11	18	12	14	59
0480	BOULDER VALLEY RE 2	2702	EMERALD ELEMENTARY SCHOOL	4TH	0	0	5	3	1	0	18	11	13	18	70
0480	BOULDER VALLEY RE 2	2702	EMERALD ELEMENTARY SCHOOL	5TH	0	0	3	3	0	0	4	11	8	6	35
0480	BOULDER VALLEY RE 2	2702	EMERALD ELEMENTARY SCHOOL	SCHOOL 1	0	0	23	17	1	0	88	87	89	89	395
0480	BOULDER VALLEY RE 2	2892	FAIRVIEW HIGH SCHOOL	9TH	4	0	12	27	2	3	11	9	199	187	454
0480	BOULDER VALLEY RE 2	2892	FAIRVIEW HIGH SCHOOL	10TH	0	0	30	14	3	2	15	11	201	219	495
0480	BOULDER VALLEY RE 2	2892	FAIRVIEW HIGH SCHOOL	11TH	1	1	16	21	4	3	13	5	191	216	471
0480	BOULDER VALLEY RE 2	2892	FAIRVIEW HIGH SCHOOL	12TH	2	2	16	26	2	1	22	7	210	213	500
0480	BOULDER VALLEY RE 2	2892	FAIRVIEW HIGH SCHOOL	SCHOOL 1	7	2	74	88	11	9	61	32	801	835	1,920
0480	BOULDER VALLEY RE 2	2940	FIRESIDE ELEMENTARY SCHOOL	PK	0	0	2	3	1	1	0	0	12	9	28
0480	BOULDER VALLEY RE 2	2940	FIRESIDE ELEMENTARY SCHOOL	HALF DAY	0	0	5	7	2	0	2	4	15	22	57
0480	BOULDER VALLEY RE 2	2940	FIRESIDE ELEMENTARY SCHOOL	KINDERG/	0	0	0	0	0	0	6	1	3	0	10
0480	BOULDER VALLEY RE 2	2940	FIRESIDE ELEMENTARY SCHOOL	1ST	0	0	3	3	2	1	4	4	23	26	66
0480	BOULDER VALLEY RE 2	2940	FIRESIDE ELEMENTARY SCHOOL	2ND	0	0	6	3	0	0	4	5	20	28	68
0480	BOULDER VALLEY RE 2	2940	FIRESIDE ELEMENTARY SCHOOL	3RD	0	0	2	6	0	0	7	4	36	31	86
0480	BOULDER VALLEY RE 2	2940	FIRESIDE ELEMENTARY SCHOOL	4TH	0	0	5	2	1	0	4	10	22	21	65
0480	BOULDER VALLEY RE 2	2940	FIRESIDE ELEMENTARY SCHOOL	5TH	0	0	3	2	1	0	3	5	36	23	73
0480	BOULDER VALLEY RE 2	2940	FIRESIDE ELEMENTARY SCHOOL	SCHOOL 1	0	0	26	26	9	2	30	33	167	160	453
0480	BOULDER VALLEY RE 2	2970	FLATIRONS ELEMENTARY SCHOOL	HALF DAY	0	0	1	2	0	0	1	1	13	19	37
0480	BOULDER VALLEY RE 2	2970	FLATIRONS ELEMENTARY SCHOOL	1ST	0	0	2	1	1	1	1	0	26	22	54
0480	BOULDER VALLEY RE 2	2970	FLATIRONS ELEMENTARY SCHOOL	2ND	0	0	1	1	0	0	2	0	27	25	56
0480	BOULDER VALLEY RE 2	2970	FLATIRONS ELEMENTARY SCHOOL	3RD	0	0	0	1	1	0	0	0	17	21	40
0480	BOULDER VALLEY RE 2	2970	FLATIRONS ELEMENTARY SCHOOL	4TH	0	0	2	0	0	1	0	0	27	28	58
0480	BOULDER VALLEY RE 2	2970	FLATIRONS ELEMENTARY SCHOOL	5TH	0	0	0	1	0	1	0	1	24	23	50
0480	BOULDER VALLEY RE 2	2970	FLATIRONS ELEMENTARY SCHOOL	SCHOOL 1	0	0	6	6	2	3	4	2	134	138	295
0480	BOULDER VALLEY RE 2	3022	FOOTHILL ELEMENTARY SCHOOL	HALF DAY	0	1	5	2	0	0	3	6	32	33	82
0480	BOULDER VALLEY RE 2	3022	FOOTHILL ELEMENTARY SCHOOL	KINDERG/	0	0	0	0	0	0	0	1	0	0	1
0480	BOULDER VALLEY RE 2	3022	FOOTHILL ELEMENTARY SCHOOL	1ST	0	0	3	1	1	1	3	2	44	36	90
0480	BOULDER VALLEY RE 2	3022	FOOTHILL ELEMENTARY SCHOOL	2ND	1	0	0	2	0	1	1	2	36	42	85
0480	BOULDER VALLEY RE 2	3022	FOOTHILL ELEMENTARY SCHOOL	3RD	0	0	1	1	1	0	1	3	39	39	85
0480	BOULDER VALLEY RE 2	3022	FOOTHILL ELEMENTARY SCHOOL	4TH	0	1	2	0	2	0	3	1	42	46	97
0480	BOULDER VALLEY RE 2	3022	FOOTHILL ELEMENTARY SCHOOL	5TH	0	0	3	1	0	1	1	2	38	40	86
0480	BOULDER VALLEY RE 2	3022	FOOTHILL ELEMENTARY SCHOOL	SCHOOL 1	1	2	14	7	4	2	12	17	231	236	526
0480	BOULDER VALLEY RE 2	3488	GOLD HILL ELEMENTARY SCHOOL	HALF DAY	0	0	1	0	0	0	0	0	2	2	5
0480	BOULDER VALLEY RE 2	3488	GOLD HILL ELEMENTARY SCHOOL	1ST	0	0	0	0	0	0	0	0	0	3	3
0480	BOULDER VALLEY RE 2	3488	GOLD HILL ELEMENTARY SCHOOL	2ND	0	0	0	0	0	0	0	0	2	2	4
0480	BOULDER VALLEY RE 2	3488	GOLD HILL ELEMENTARY SCHOOL	3RD	0	0	0	0	0	0	0	0	0	3	3
0480	BOULDER VALLEY RE 2	3488	GOLD HILL ELEMENTARY SCHOOL	4TH	0	0	0	0	0	0	0	0	3	5	8
0480	BOULDER VALLEY RE 2	3488	GOLD HILL ELEMENTARY SCHOOL	5TH	0	0	0	0	0	0	0	0	1	1	2
0480	BOULDER VALLEY RE 2	3488	GOLD HILL ELEMENTARY SCHOOL	SCHOOL 1	0	0	1	0	0	0	0	0	8	16	25
0480	BOULDER VALLEY RE 2	3499	HALCYON SCHOOL (SPECIAL EDUCATION)	6TH	0	0	0	0	0	0	0	0	0	2	2
0480	BOULDER VALLEY RE 2	3499	HALCYON SCHOOL (SPECIAL EDUCATION)	7TH	0	0	0	0	0	0	0	0	0	2	2
0480	BOULDER VALLEY RE 2	3499	HALCYON SCHOOL (SPECIAL EDUCATION)	8TH	0	0	0	0	0	0	0	0	0	3	3




COLORADO DEPARTMENT OF EDUCATION
FALL 2007 PUPIL MEMBERSHIP BY DISTRICT, SCHOOL, GRADE, RACE/ETHNICITY, AND GENDER

District Code	DISTRICT	School Code	SCHOOL	GRADE	AMERICAN INDIAN OR ALASKAN NATIVE	AMERICAN INDIAN OR ALASKAN NATIVE	ASIAN OR PACIFIC ISLANDER	ASIAN OR PACIFIC ISLANDER	BLACK (NOT HISPANIC)	BLACK (NOT HISPANIC)	HISPANIC	HISPANIC	WHITE (NOT HISPANIC)	WHITE (NOT HISPANIC)	Total
					FEMALE	MALE	FEMALE	MALE	FEMALE	MALE	FEMALE	MALE	FEMALE	MALE	
0480	BOULDER VALLEY RE 2	3499	HALCYON SCHOOL (SPECIAL EDUCATION)	9TH	0	1	0	0	0	0	0	0	0	3	4
0480	BOULDER VALLEY RE 2	3499	HALCYON SCHOOL (SPECIAL EDUCATION)	10TH	0	0	0	0	0	0	0	0	1	2	3
0480	BOULDER VALLEY RE 2	3499	HALCYON SCHOOL (SPECIAL EDUCATION)	11TH	0	0	0	0	0	0	0	1	0	2	3
0480	BOULDER VALLEY RE 2	3499	HALCYON SCHOOL (SPECIAL EDUCATION)	SCHOOL 1	0	1	0	0	0	0	0	1	1	14	17
0480	BOULDER VALLEY RE 2	3882	HEATHERWOOD ELEMENTARY SCHOOL	PK	0	0	0	0	0	0	0	4	0	5	9
0480	BOULDER VALLEY RE 2	3882	HEATHERWOOD ELEMENTARY SCHOOL	HALF DAY	0	0	2	1	0	0	1	1	29	29	63
0480	BOULDER VALLEY RE 2	3882	HEATHERWOOD ELEMENTARY SCHOOL	KINDERG/	0	0	0	0	0	0	1	0	0	0	1
0480	BOULDER VALLEY RE 2	3882	HEATHERWOOD ELEMENTARY SCHOOL	1ST	0	1	1	4	0	1	1	2	24	30	64
0480	BOULDER VALLEY RE 2	3882	HEATHERWOOD ELEMENTARY SCHOOL	2ND	1	0	2	0	0	0	1	5	21	26	56
0480	BOULDER VALLEY RE 2	3882	HEATHERWOOD ELEMENTARY SCHOOL	3RD	0	1	1	2	1	0	1	3	22	18	49
0480	BOULDER VALLEY RE 2	3882	HEATHERWOOD ELEMENTARY SCHOOL	4TH	0	0	5	1	1	1	3	0	35	29	75
0480	BOULDER VALLEY RE 2	3882	HEATHERWOOD ELEMENTARY SCHOOL	5TH	0	1	0	0	0	1	0	27	24	54	54
0480	BOULDER VALLEY RE 2	3882	HEATHERWOOD ELEMENTARY SCHOOL	SCHOOL 1	1	3	11	8	3	2	9	15	158	161	371
0480	BOULDER VALLEY RE 2	3940	HIGH PEAKS ELEMENTARY SCHOOL	PK	0	0	1	1	0	0	2	1	10	7	22
0480	BOULDER VALLEY RE 2	3940	HIGH PEAKS ELEMENTARY SCHOOL	HALF DAY	0	0	2	3	0	0	1	1	16	11	34
0480	BOULDER VALLEY RE 2	3940	HIGH PEAKS ELEMENTARY SCHOOL	1ST	0	0	5	2	0	0	1	1	22	16	47
0480	BOULDER VALLEY RE 2	3940	HIGH PEAKS ELEMENTARY SCHOOL	2ND	0	0	3	3	1	0	1	0	18	25	51
0480	BOULDER VALLEY RE 2	3940	HIGH PEAKS ELEMENTARY SCHOOL	3RD	0	0	4	6	0	0	1	1	17	19	47
0480	BOULDER VALLEY RE 2	3940	HIGH PEAKS ELEMENTARY SCHOOL	4TH	0	0	5	5	0	0	1	2	22	18	53
0480	BOULDER VALLEY RE 2	3940	HIGH PEAKS ELEMENTARY SCHOOL	5TH	0	0	3	2	1	0	2	2	24	19	53
0480	BOULDER VALLEY RE 2	3940	HIGH PEAKS ELEMENTARY SCHOOL	SCHOOL 1	0	0	23	22	2	0	8	8	129	115	307
0480	BOULDER VALLEY RE 2	4386	JAMESTOWN ELEMENTARY SCHOOL	HALF DAY	0	0	0	0	0	0	0	0	0	3	3
0480	BOULDER VALLEY RE 2	4386	JAMESTOWN ELEMENTARY SCHOOL	1ST	0	0	0	0	0	0	0	0	3	4	7
0480	BOULDER VALLEY RE 2	4386	JAMESTOWN ELEMENTARY SCHOOL	2ND	0	0	0	1	0	0	0	0	1	2	4
0480	BOULDER VALLEY RE 2	4386	JAMESTOWN ELEMENTARY SCHOOL	3RD	0	0	0	0	0	0	0	0	1	2	3
0480	BOULDER VALLEY RE 2	4386	JAMESTOWN ELEMENTARY SCHOOL	4TH	0	0	0	0	0	0	0	0	3	0	3
0480	BOULDER VALLEY RE 2	4386	JAMESTOWN ELEMENTARY SCHOOL	5TH	0	0	0	0	0	0	0	0	1	1	2
0480	BOULDER VALLEY RE 2	4386	JAMESTOWN ELEMENTARY SCHOOL	SCHOOL 1	0	0	0	1	0	0	0	0	9	12	22
0480	BOULDER VALLEY RE 2	4496	JUSTICE HIGH CHARTER SCHOOL	8TH	0	0	0	0	0	0	1	2	0	0	3
0480	BOULDER VALLEY RE 2	4496	JUSTICE HIGH CHARTER SCHOOL	9TH	0	0	1	0	0	0	1	7	3	1	13
0480	BOULDER VALLEY RE 2	4496	JUSTICE HIGH CHARTER SCHOOL	10TH	0	0	0	0	0	0	3	3	8	6	21
0480	BOULDER VALLEY RE 2	4496	JUSTICE HIGH CHARTER SCHOOL	11TH	0	0	0	0	0	0	5	6	7	4	22
0480	BOULDER VALLEY RE 2	4496	JUSTICE HIGH CHARTER SCHOOL	12TH	1	1	0	0	0	1	2	4	4	9	22
0480	BOULDER VALLEY RE 2	4496	JUSTICE HIGH CHARTER SCHOOL	SCHOOL 1	1	2	1	0	0	1	12	22	22	20	81
0480	BOULDER VALLEY RE 2	4792	KOHL ELEMENTARY SCHOOL	PK	0	0	2	3	0	0	0	0	6	10	22
0480	BOULDER VALLEY RE 2	4792	KOHL ELEMENTARY SCHOOL	HALF DAY	0	0	2	1	0	1	3	5	36	29	77
0480	BOULDER VALLEY RE 2	4792	KOHL ELEMENTARY SCHOOL	1ST	1	0	6	0	0	0	2	2	24	35	70
0480	BOULDER VALLEY RE 2	4792	KOHL ELEMENTARY SCHOOL	2ND	0	1	0	4	0	1	2	4	48	28	88
0480	BOULDER VALLEY RE 2	4792	KOHL ELEMENTARY SCHOOL	3RD	0	0	2	1	0	1	3	2	30	31	70
0480	BOULDER VALLEY RE 2	4792	KOHL ELEMENTARY SCHOOL	4TH	1	0	3	2	0	3	2	2	37	29	79
0480	BOULDER VALLEY RE 2	4792	KOHL ELEMENTARY SCHOOL	5TH	0	0	1	1	1	1	2	1	28	35	70
0480	BOULDER VALLEY RE 2	4792	KOHL ELEMENTARY SCHOOL	SCHOOL 1	2	2	16	12	1	7	14	16	209	197	476
0480	BOULDER VALLEY RE 2	4874	LAFAYETTE ELEMENTARY SCHOOL	PK	0	0	1	1	0	0	3	5	6	10	26
0480	BOULDER VALLEY RE 2	4874	LAFAYETTE ELEMENTARY SCHOOL	HALF DAY	0	0	1	4	0	1	5	6	32	48	97
0480	BOULDER VALLEY RE 2	4874	LAFAYETTE ELEMENTARY SCHOOL	KINDERG/	0	0	0	0	0	0	1	0	0	0	1
0480	BOULDER VALLEY RE 2	4874	LAFAYETTE ELEMENTARY SCHOOL	1ST	0	0	4	3	1	1	3	9	32	30	83
0480	BOULDER VALLEY RE 2	4874	LAFAYETTE ELEMENTARY SCHOOL	2ND	0	0	0	4	1	1	8	11	29	22	76
0480	BOULDER VALLEY RE 2	4874	LAFAYETTE ELEMENTARY SCHOOL	3RD	0	1	0	1	1	2	8	7	28	27	75
0480	BOULDER VALLEY RE 2	4874	LAFAYETTE ELEMENTARY SCHOOL	4TH	0	1	2	1	1	0	6	3	26	27	67
0480	BOULDER VALLEY RE 2	4874	LAFAYETTE ELEMENTARY SCHOOL	5TH	0	1	0	2	1	0	2	5	18	22	56
0480	BOULDER VALLEY RE 2	4874	LAFAYETTE ELEMENTARY SCHOOL	SCHOOL 1	0	3	8	16	4	7	38	48	171	186	481
0480	BOULDER VALLEY RE 2	4878	ANGEVINE MIDDLE SCHOOL	6TH	2	4	3	4	1	36	52	55	50	207	207
0480	BOULDER VALLEY RE 2	4878	ANGEVINE MIDDLE SCHOOL	7TH	1	0	4	4	6	1	22	38	40	50	166
0480	BOULDER VALLEY RE 2	4878	ANGEVINE MIDDLE SCHOOL	8TH	1	1	2	3	1	0	44	41	40	45	178
0480	BOULDER VALLEY RE 2	4878	ANGEVINE MIDDLE SCHOOL	SCHOOL 1	2	3	10	10	11	2	102	131	135	145	551
0480	BOULDER VALLEY RE 2	5302	LOUISVILLE ELEMENTARY SCHOOL	HALF DAY	0	0	0	1	0	0	1	4	28	34	69
0480	BOULDER VALLEY RE 2	5302	LOUISVILLE ELEMENTARY SCHOOL	1ST	0	0	0	2	0	0	5	0	36	26	69
0480	BOULDER VALLEY RE 2	5302	LOUISVILLE ELEMENTARY SCHOOL	2ND	0	0	1	0	0	1	1	3	31	36	73
0480	BOULDER VALLEY RE 2	5302	LOUISVILLE ELEMENTARY SCHOOL	3RD	1	1	1	1	1	1	5	0	26	32	69
0480	BOULDER VALLEY RE 2	5302	LOUISVILLE ELEMENTARY SCHOOL	4TH	0	1	1	1	2	1	1	3	30	35	75
0480	BOULDER VALLEY RE 2	5302	LOUISVILLE ELEMENTARY SCHOOL	5TH	0	0	2	3	0	1	4	3	27	33	73
0480	BOULDER VALLEY RE 2	5302	LOUISVILLE ELEMENTARY SCHOOL	SCHOOL 1	3	1	5	8	3	4	17	13	178	196	428
0480	BOULDER VALLEY RE 2	5306	LOUISVILLE MIDDLE SCHOOL	6TH	0	1	10	3	1	1	3	1	86	84	190
0480	BOULDER VALLEY RE 2	5306	LOUISVILLE MIDDLE SCHOOL	7TH	0	0	6	2	3	2	7	5	72	90	187
0480	BOULDER VALLEY RE 2	5306	LOUISVILLE MIDDLE SCHOOL	8TH	0	2	4	3	1	1	3	5	79	92	190
0480	BOULDER VALLEY RE 2	5306	LOUISVILLE MIDDLE SCHOOL	SCHOOL 1	0	3	20	8	5	4	13	11	237	266	567
0480	BOULDER VALLEY RE 2	5606	CREEKSIDE ELEMENTARY SCHOOL AT MARTIN PARK	PK	0	0	5	0	0	0	1	6	10	13	35




COLORADO DEPARTMENT OF EDUCATION
FALL 2007 PUPIL MEMBERSHIP BY DISTRICT, SCHOOL, GRADE, RACE/ETHNICITY, AND GENDER

District Code	DISTRICT	School Code	SCHOOL	GRADE	AMERICAN INDIAN OR ALASKAN NATIVE		ASIAN OR PACIFIC ISLANDER		BLACK (NOT HISPANIC)		HISPANIC		WHITE (NOT HISPANIC)		Total
					FEMALE	MALE	FEMALE	MALE	FEMALE	MALE	FEMALE	MALE	FEMALE	MALE	
0480	BOULDER VALLEY RE 2	5606	CREEKSIDE ELEMENTARY SCHOOL AT MARTIN PARK	HALF DAY	0	0	6	0	0	2	6	6	17	21	58
0480	BOULDER VALLEY RE 2	5606	CREEKSIDE ELEMENTARY SCHOOL AT MARTIN PARK	KINDERG/	0	0	0	0	0	0	5	6	0	0	11
0480	BOULDER VALLEY RE 2	5606	CREEKSIDE ELEMENTARY SCHOOL AT MARTIN PARK	1ST	0	0	2	3	1	2	15	11	16	18	68
0480	BOULDER VALLEY RE 2	5606	CREEKSIDE ELEMENTARY SCHOOL AT MARTIN PARK	2ND	0	1	2	2	1	1	7	6	11	17	48
0480	BOULDER VALLEY RE 2	5606	CREEKSIDE ELEMENTARY SCHOOL AT MARTIN PARK	3RD	1	0	1	2	2	0	6	8	7	17	44
0480	BOULDER VALLEY RE 2	5606	CREEKSIDE ELEMENTARY SCHOOL AT MARTIN PARK	4TH	1	0	4	5	1	2	6	7	9	17	52
0480	BOULDER VALLEY RE 2	5606	CREEKSIDE ELEMENTARY SCHOOL AT MARTIN PARK	5TH	2	0	3	3	0	0	4	6	22	18	58
0480	BOULDER VALLEY RE 2	5606	CREEKSIDE ELEMENTARY SCHOOL AT MARTIN PARK	SCHOOL 1	4	1	23	15	5	7	50	56	92	121	374
0480	BOULDER VALLEY RE 2	5838	MESA ELEMENTARY SCHOOL	HALF DAY	0	0	3	2	0	0	0	1	23	29	58
0480	BOULDER VALLEY RE 2	5838	MESA ELEMENTARY SCHOOL	1ST	0	0	4	6	0	0	0	0	26	33	69
0480	BOULDER VALLEY RE 2	5838	MESA ELEMENTARY SCHOOL	2ND	0	0	0	0	0	0	1	1	24	27	53
0480	BOULDER VALLEY RE 2	5838	MESA ELEMENTARY SCHOOL	3RD	0	0	2	2	0	0	0	0	26	23	53
0480	BOULDER VALLEY RE 2	5838	MESA ELEMENTARY SCHOOL	4TH	1	1	2	3	1	0	2	0	34	29	73
0480	BOULDER VALLEY RE 2	5838	MESA ELEMENTARY SCHOOL	5TH	0	0	3	0	0	1	0	1	18	27	49
0480	BOULDER VALLEY RE 2	5838	MESA ELEMENTARY SCHOOL	SCHOOL 1	1	1	14	13	1	0	4	2	151	168	355
0480	BOULDER VALLEY RE 2	5999	MONARCH HIGH SCHOOL	9TH	1	1	8	12	1	4	13	12	164	180	396
0480	BOULDER VALLEY RE 2	5999	MONARCH HIGH SCHOOL	10TH	2	0	8	7	0	2	11	12	147	157	346
0480	BOULDER VALLEY RE 2	5999	MONARCH HIGH SCHOOL	11TH	1	0	11	15	2	5	13	7	181	177	412
0480	BOULDER VALLEY RE 2	5999	MONARCH HIGH SCHOOL	12TH	0	1	16	9	3	2	9	14	156	164	374
0480	BOULDER VALLEY RE 2	5999	MONARCH HIGH SCHOOL	SCHOOL 1*	4	2	43	43	6	13	46	45	648	678	1,528
0480	BOULDER VALLEY RE 2	6000	MONARCH K-8 SCHOOL	HALF DAY	0	0	3	3	0	0	0	0	26	26	58
0480	BOULDER VALLEY RE 2	6000	MONARCH K-8 SCHOOL	1ST	1	0	4	3	0	0	0	3	18	15	44
0480	BOULDER VALLEY RE 2	6000	MONARCH K-8 SCHOOL	2ND	0	0	2	3	0	0	1	1	20	25	52
0480	BOULDER VALLEY RE 2	6000	MONARCH K-8 SCHOOL	3RD	1	0	1	5	1	1	2	2	21	15	48
0480	BOULDER VALLEY RE 2	6000	MONARCH K-8 SCHOOL	4TH	0	0	3	7	1	0	3	3	28	20	65
0480	BOULDER VALLEY RE 2	6000	MONARCH K-8 SCHOOL	5TH	0	0	1	1	2	0	2	3	24	25	58
0480	BOULDER VALLEY RE 2	6000	MONARCH K-8 SCHOOL	6TH	0	0	6	3	0	1	4	3	68	39	124
0480	BOULDER VALLEY RE 2	6000	MONARCH K-8 SCHOOL	7TH	0	0	4	8	2	0	8	6	70	62	160
0480	BOULDER VALLEY RE 2	6000	MONARCH K-8 SCHOOL	8TH	0	0	8	1	2	1	3	8	53	71	148
0480	BOULDER VALLEY RE 2	6000	MONARCH K-8 SCHOOL	SCHOOL 1	2	1	32	34	8	3	22	29	328	298	757
0480	BOULDER VALLEY RE 2	6195	NEW VISTA HIGH SCHOOL	9TH	1	0	1	4	2	0	7	1	27	31	74
0480	BOULDER VALLEY RE 2	6195	NEW VISTA HIGH SCHOOL	10TH	0	0	1	2	1	1	10	3	24	46	88
0480	BOULDER VALLEY RE 2	6195	NEW VISTA HIGH SCHOOL	11TH	0	0	1	1	2	1	3	2	31	31	72
0480	BOULDER VALLEY RE 2	6195	NEW VISTA HIGH SCHOOL	12TH	0	0	1	1	4	2	0	0	45	40	93
0480	BOULDER VALLEY RE 2	6195	NEW VISTA HIGH SCHOOL	SCHOOL 1	0	0	4	8	9	4	20	6	127	148	327
0480	BOULDER VALLEY RE 2	6208	NEDERLAND ELEMENTARY SCHOOL	PK	1	0	0	1	0	0	1	0	10	8	21
0480	BOULDER VALLEY RE 2	6208	NEDERLAND ELEMENTARY SCHOOL	HALF DAY	0	1	1	0	0	0	0	0	19	14	35
0480	BOULDER VALLEY RE 2	6208	NEDERLAND ELEMENTARY SCHOOL	KINDERG/	0	0	0	0	1	0	0	0	0	0	1
0480	BOULDER VALLEY RE 2	6208	NEDERLAND ELEMENTARY SCHOOL	1ST	0	1	1	0	1	0	0	1	23	14	41
0480	BOULDER VALLEY RE 2	6208	NEDERLAND ELEMENTARY SCHOOL	2ND	0	0	1	0	0	0	0	0	19	16	36
0480	BOULDER VALLEY RE 2	6208	NEDERLAND ELEMENTARY SCHOOL	3RD	0	0	4	0	0	0	0	2	21	26	53
0480	BOULDER VALLEY RE 2	6208	NEDERLAND ELEMENTARY SCHOOL	4TH	1	0	1	1	1	0	1	0	28	31	64
0480	BOULDER VALLEY RE 2	6208	NEDERLAND ELEMENTARY SCHOOL	5TH	0	1	0	1	0	0	2	1	17	24	46
0480	BOULDER VALLEY RE 2	6208	NEDERLAND ELEMENTARY SCHOOL	SCHOOL 1	2	3	8	3	3	0	4	4	137	133	297
0480	BOULDER VALLEY RE 2	6212	NEDERLAND MIDDLE-SENIOR HIGH SCHOOL	6TH	1	0	2	1	0	0	3	3	26	13	49
0480	BOULDER VALLEY RE 2	6212	NEDERLAND MIDDLE-SENIOR HIGH SCHOOL	7TH	2	0	1	0	0	2	1	2	22	50	50
0480	BOULDER VALLEY RE 2	6212	NEDERLAND MIDDLE-SENIOR HIGH SCHOOL	8TH	0	0	0	0	1	0	2	1	20	32	56
0480	BOULDER VALLEY RE 2	6212	NEDERLAND MIDDLE-SENIOR HIGH SCHOOL	9TH	0	0	1	1	0	0	0	1	29	19	51
0480	BOULDER VALLEY RE 2	6212	NEDERLAND MIDDLE-SENIOR HIGH SCHOOL	10TH	0	0	0	0	0	0	1	0	25	24	50
0480	BOULDER VALLEY RE 2	6212	NEDERLAND MIDDLE-SENIOR HIGH SCHOOL	11TH	0	1	0	0	0	0	0	1	28	32	62
0480	BOULDER VALLEY RE 2	6212	NEDERLAND MIDDLE-SENIOR HIGH SCHOOL	12TH	1	1	0	0	0	0	1	1	30	27	61
0480	BOULDER VALLEY RE 2	6212	NEDERLAND MIDDLE-SENIOR HIGH SCHOOL	SCHOOL 1	4	2	4	2	1	0	9	8	180	169	379
0480	BOULDER VALLEY RE 2	6224	NEVIN PLATT MIDDLE SCHOOL	6TH	0	1	8	5	2	2	5	2	73	103	201
0480	BOULDER VALLEY RE 2	6224	NEVIN PLATT MIDDLE SCHOOL	7TH	0	0	4	5	2	1	2	4	79	86	183
0480	BOULDER VALLEY RE 2	6224	NEVIN PLATT MIDDLE SCHOOL	8TH	1	1	3	6	2	2	4	1	76	76	172
0480	BOULDER VALLEY RE 2	6224	NEVIN PLATT MIDDLE SCHOOL	SCHOOL 1	1	2	15	16	6	5	11	7	228	265	556
0480	BOULDER VALLEY RE 2	6642	HORIZONS K-8 SCHOOL	HALF DAY	0	0	3	2	0	0	0	0	12	14	31
0480	BOULDER VALLEY RE 2	6642	HORIZONS K-8 SCHOOL	1ST	0	0	2	0	0	0	0	1	13	17	33
0480	BOULDER VALLEY RE 2	6642	HORIZONS K-8 SCHOOL	2ND	0	0	2	0	0	0	0	0	19	15	36
0480	BOULDER VALLEY RE 2	6642	HORIZONS K-8 SCHOOL	3RD	0	0	0	0	1	0	1	0	17	13	32
0480	BOULDER VALLEY RE 2	6642	HORIZONS K-8 SCHOOL	4TH	0	0	2	1	0	0	1	0	13	17	34
0480	BOULDER VALLEY RE 2	6642	HORIZONS K-8 SCHOOL	5TH	0	0	2	0	0	0	1	0	16	17	36
0480	BOULDER VALLEY RE 2	6642	HORIZONS K-8 SCHOOL	6TH	0	0	3	1	0	0	0	0	17	16	37
0480	BOULDER VALLEY RE 2	6642	HORIZONS K-8 SCHOOL	7TH	0	0	2	1	0	0	0	0	16	16	35
0480	BOULDER VALLEY RE 2	6642	HORIZONS K-8 SCHOOL	8TH	0	0	2	1	0	0	1	1	14	11	30
0480	BOULDER VALLEY RE 2	6642	HORIZONS K-8 SCHOOL	SCHOOL 1	0	0	18	6	1	0	4	2	137	136	304
0480	BOULDER VALLEY RE 2	6816	PEAK TO PEAK CHARTER SCHOOL	HALF DAY	0	0	4	8	2	0	2	2	27	27	72



COLORADO DEPARTMENT OF EDUCATION
FALL 2007 PUPIL MEMBERSHIP BY DISTRICT, SCHOOL, GRADE, RACE/ETHNICITY, AND GENDER

District Code	DISTRICT	School Code	SCHOOL	GRADE	AMERICAN INDIAN OR ALASKAN NATIVE	AMERICAN INDIAN OR ALASKAN NATIVE	ASIAN OR PACIFIC ISLANDER	ASIAN OR PACIFIC ISLANDER	BLACK (NOT HISPANIC)	BLACK (NOT HISPANIC)	HISPANIC	HISPANIC	WHITE (NOT HISPANIC)	WHITE (NOT HISPANIC)	Total	
					FEMALE	MALE	FEMALE	MALE	FEMALE	MALE	FEMALE	MALE	FEMALE	MALE		FEMALE
0480	BOULDER VALLEY RE 2	6816	PEAK TO PEAK CHARTER SCHOOL	1ST	0	0	4	5	0	1	0	3	30	29	72	
0480	BOULDER VALLEY RE 2	6816	PEAK TO PEAK CHARTER SCHOOL	2ND	0	2	6	4	0	3	0	25	32	72		
0480	BOULDER VALLEY RE 2	6816	PEAK TO PEAK CHARTER SCHOOL	3RD	0	0	3	6	2	0	2	3	38	26	80	
0480	BOULDER VALLEY RE 2	6816	PEAK TO PEAK CHARTER SCHOOL	4TH	0	1	5	3	1	1	4	2	34	27	78	
0480	BOULDER VALLEY RE 2	6816	PEAK TO PEAK CHARTER SCHOOL	5TH	1	1	8	6	0	0	2	0	25	36	79	
0480	BOULDER VALLEY RE 2	6816	PEAK TO PEAK CHARTER SCHOOL	6TH	1	0	3	6	0	1	8	1	50	66	136	
0480	BOULDER VALLEY RE 2	6816	PEAK TO PEAK CHARTER SCHOOL	7TH	2	0	10	3	1	1	4	5	52	57	135	
0480	BOULDER VALLEY RE 2	6816	PEAK TO PEAK CHARTER SCHOOL	8TH	2	0	10	8	2	0	5	3	53	53	136	
0480	BOULDER VALLEY RE 2	6816	PEAK TO PEAK CHARTER SCHOOL	9TH	0	2	9	5	2	0	6	8	53	60	145	
0480	BOULDER VALLEY RE 2	6816	PEAK TO PEAK CHARTER SCHOOL	10TH	3	0	4	3	1	1	5	5	46	64	132	
0480	BOULDER VALLEY RE 2	6816	PEAK TO PEAK CHARTER SCHOOL	11TH	1	1	11	4	0	0	4	4	47	39	111	
0480	BOULDER VALLEY RE 2	6816	PEAK TO PEAK CHARTER SCHOOL	12TH	0	0	5	3	1	1	0	1	42	40	93	
0480	BOULDER VALLEY RE 2	6816	PEAK TO PEAK CHARTER SCHOOL	SCHOOL 1	10	7	82	64	12	6	45	37	522	556	1,341	
0480	BOULDER VALLEY RE 2	6962	PIONEER BILINGUAL ELEMENTARY SCHOOL	PK	0	0	0	0	0	1	14	16	8	9	48	
0480	BOULDER VALLEY RE 2	6962	PIONEER BILINGUAL ELEMENTARY SCHOOL	HALF DAY	0	0	0	0	0	1	15	16	10	18	60	
0480	BOULDER VALLEY RE 2	6962	PIONEER BILINGUAL ELEMENTARY SCHOOL	KINDERG/	0	0	0	0	0	0	3	4	1	0	8	
0480	BOULDER VALLEY RE 2	6962	PIONEER BILINGUAL ELEMENTARY SCHOOL	1ST	0	0	0	0	0	1	21	25	12	18	77	
0480	BOULDER VALLEY RE 2	6962	PIONEER BILINGUAL ELEMENTARY SCHOOL	2ND	0	0	1	0	0	1	18	27	12	11	70	
0480	BOULDER VALLEY RE 2	6962	PIONEER BILINGUAL ELEMENTARY SCHOOL	3RD	1	1	2	0	0	0	14	18	16	12	64	
0480	BOULDER VALLEY RE 2	6962	PIONEER BILINGUAL ELEMENTARY SCHOOL	4TH	0	0	1	1	1	0	18	16	9	16	61	
0480	BOULDER VALLEY RE 2	6962	PIONEER BILINGUAL ELEMENTARY SCHOOL	5TH	0	0	0	0	0	1	9	16	11	10	47	
0480	BOULDER VALLEY RE 2	6962	PIONEER BILINGUAL ELEMENTARY SCHOOL	SCHOOL 1	1	1	2	2	2	4	112	138	79	94	435	
0480	BOULDER VALLEY RE 2	7528	RYAN ELEMENTARY SCHOOL	HALF DAY	0	0	0	2	1	2	7	10	22	33	78	
0480	BOULDER VALLEY RE 2	7528	RYAN ELEMENTARY SCHOOL	KINDERG/	0	0	0	0	0	0	2	1	1	1	5	
0480	BOULDER VALLEY RE 2	7528	RYAN ELEMENTARY SCHOOL	1ST	2	0	1	0	3	0	7	15	25	25	78	
0480	BOULDER VALLEY RE 2	7528	RYAN ELEMENTARY SCHOOL	2ND	1	0	0	2	2	0	9	2	24	18	58	
0480	BOULDER VALLEY RE 2	7528	RYAN ELEMENTARY SCHOOL	3RD	0	0	1	3	1	0	3	7	19	23	58	
0480	BOULDER VALLEY RE 2	7528	RYAN ELEMENTARY SCHOOL	4TH	0	0	3	4	1	2	7	7	25	31	80	
0480	BOULDER VALLEY RE 2	7528	RYAN ELEMENTARY SCHOOL	5TH	0	1	6	0	1	8	8	8	27	21	73	
0480	BOULDER VALLEY RE 2	7528	RYAN ELEMENTARY SCHOOL	SCHOOL 1	3	3	1	6	17	8	5	43	50	143	152	430
0480	BOULDER VALLEY RE 2	7592	SANCHEZ ELEMENTARY SCHOOL	PK	0	0	3	2	0	0	13	13	7	3	41	
0480	BOULDER VALLEY RE 2	7592	SANCHEZ ELEMENTARY SCHOOL	HALF DAY	0	0	0	0	0	0	0	0	1	0	1	
0480	BOULDER VALLEY RE 2	7592	SANCHEZ ELEMENTARY SCHOOL	KINDERG/	0	1	0	1	1	1	18	22	7	4	55	
0480	BOULDER VALLEY RE 2	7592	SANCHEZ ELEMENTARY SCHOOL	1ST	0	0	2	2	1	1	18	8	7	10	49	
0480	BOULDER VALLEY RE 2	7592	SANCHEZ ELEMENTARY SCHOOL	2ND	0	0	1	0	0	0	19	15	5	6	46	
0480	BOULDER VALLEY RE 2	7592	SANCHEZ ELEMENTARY SCHOOL	3RD	0	0	1	0	0	0	8	15	5	7	36	
0480	BOULDER VALLEY RE 2	7592	SANCHEZ ELEMENTARY SCHOOL	4TH	0	1	0	1	0	0	8	12	6	9	37	
0480	BOULDER VALLEY RE 2	7592	SANCHEZ ELEMENTARY SCHOOL	5TH	0	0	3	0	0	0	15	5	7	10	40	
0480	BOULDER VALLEY RE 2	7592	SANCHEZ ELEMENTARY SCHOOL	SCHOOL 1	0	2	10	6	2	2	99	90	45	49	305	
0480	BOULDER VALLEY RE 2	8135	SOUTHERN HILLS MIDDLE SCHOOL	6TH	1	0	5	6	1	2	3	1	63	75	157	
0480	BOULDER VALLEY RE 2	8135	SOUTHERN HILLS MIDDLE SCHOOL	7TH	1	0	3	10	3	1	1	4	54	77	154	
0480	BOULDER VALLEY RE 2	8135	SOUTHERN HILLS MIDDLE SCHOOL	8TH	0	1	8	5	0	3	1	3	77	78	176	
0480	BOULDER VALLEY RE 2	8135	SOUTHERN HILLS MIDDLE SCHOOL	SCHOOL 1	2	1	16	21	4	6	5	8	194	230	487	
0480	BOULDER VALLEY RE 2	8387	SUMMIT MIDDLE CHARTER SCHOOL	6TH	0	0	5	8	1	0	1	0	45	51	111	
0480	BOULDER VALLEY RE 2	8387	SUMMIT MIDDLE CHARTER SCHOOL	7TH	0	1	9	4	0	0	1	1	42	45	103	
0480	BOULDER VALLEY RE 2	8387	SUMMIT MIDDLE CHARTER SCHOOL	8TH	0	0	8	3	0	0	1	1	43	42	98	
0480	BOULDER VALLEY RE 2	8387	SUMMIT MIDDLE CHARTER SCHOOL	SCHOOL 1	0	1	22	15	1	0	3	2	130	138	312	
0480	BOULDER VALLEY RE 2	8418	SUPERIOR ELEMENTARY SCHOOL	HALF DAY	1	0	2	5	1	0	0	1	32	31	73	
0480	BOULDER VALLEY RE 2	8418	SUPERIOR ELEMENTARY SCHOOL	1ST	0	1	6	8	0	2	1	0	45	58	121	
0480	BOULDER VALLEY RE 2	8418	SUPERIOR ELEMENTARY SCHOOL	2ND	0	0	6	6	1	1	1	1	41	57	114	
0480	BOULDER VALLEY RE 2	8418	SUPERIOR ELEMENTARY SCHOOL	3RD	0	2	7	3	2	1	3	2	47	48	115	
0480	BOULDER VALLEY RE 2	8418	SUPERIOR ELEMENTARY SCHOOL	4TH	0	0	8	2	1	2	0	1	58	45	117	
0480	BOULDER VALLEY RE 2	8418	SUPERIOR ELEMENTARY SCHOOL	5TH	0	0	7	4	0	0	3	1	38	40	93	
0480	BOULDER VALLEY RE 2	8418	SUPERIOR ELEMENTARY SCHOOL	SCHOOL 1	1	3	36	28	5	6	8	6	261	279	633	
0480	BOULDER VALLEY RE 2	8978	UNIVERSITY HILL ELEMENTARY SCHOOL	PK	0	1	0	0	1	0	11	14	9	11	47	
0480	BOULDER VALLEY RE 2	8978	UNIVERSITY HILL ELEMENTARY SCHOOL	HALF DAY	0	0	0	0	0	0	5	13	10	1	29	
0480	BOULDER VALLEY RE 2	8978	UNIVERSITY HILL ELEMENTARY SCHOOL	KINDERG/	0	0	0	0	0	0	3	1	0	0	4	
0480	BOULDER VALLEY RE 2	8978	UNIVERSITY HILL ELEMENTARY SCHOOL	1ST	0	0	1	0	1	1	24	18	8	18	71	
0480	BOULDER VALLEY RE 2	8978	UNIVERSITY HILL ELEMENTARY SCHOOL	2ND	0	0	0	0	0	0	12	15	4	4	35	
0480	BOULDER VALLEY RE 2	8978	UNIVERSITY HILL ELEMENTARY SCHOOL	3RD	0	0	1	0	0	1	13	12	6	4	37	
0480	BOULDER VALLEY RE 2	8978	UNIVERSITY HILL ELEMENTARY SCHOOL	4TH	0	1	0	0	0	0	16	16	10	7	50	
0480	BOULDER VALLEY RE 2	8978	UNIVERSITY HILL ELEMENTARY SCHOOL	5TH	1	1	1	0	0	0	20	13	6	6	48	
0480	BOULDER VALLEY RE 2	8978	UNIVERSITY HILL ELEMENTARY SCHOOL	SCHOOL 1	1	3	3	0	2	2	104	102	53	51	321	
0480	BOULDER VALLEY RE 2	9544	WHITTIER ELEMENTARY SCHOOL	HALF DAY	0	0	4	0	0	1	4	7	25	14	55	
0480	BOULDER VALLEY RE 2	9544	WHITTIER ELEMENTARY SCHOOL	KINDERG/	0	0	0	0	0	0	1	0	0	0	1	
0480	BOULDER VALLEY RE 2	9544	WHITTIER ELEMENTARY SCHOOL	1ST	0	0	3	0	0	1	7	12	12	20	55	
0480	BOULDER VALLEY RE 2	9544	WHITTIER ELEMENTARY SCHOOL	2ND	0	0	2	2	0	1	4	3	19	20	51	



COLORADO DEPARTMENT OF EDUCATION
FALL 2007 PUPIL MEMBERSHIP BY DISTRICT, SCHOOL, GRADE, RACE/ETHNICITY, AND GENDER

District Code	DISTRICT	School Code	SCHOOL	GRADE	AMERICAN INDIAN OR ALASKAN NATIVE	AMERICAN INDIAN OR ALASKAN NATIVE	ASIAN OR PACIFIC ISLANDER	ASIAN OR PACIFIC ISLANDER	BLACK (NOT HISPANIC)	BLACK (NOT HISPANIC)	HISPANIC	HISPANIC	WHITE (NOT HISPANIC)	WHITE (NOT HISPANIC)	Total
					FEMALE	MALE	FEMALE	MALE	FEMALE	MALE	FEMALE	MALE	FEMALE	MALE	
0480	BOULDER VALLEY RE 2	9544	WHITTIER ELEMENTARY SCHOOL	3RD	0	0	0	1	2	0	6	6	24	18	57
0480	BOULDER VALLEY RE 2	9544	WHITTIER ELEMENTARY SCHOOL	4TH	0	0	1	1	0	1	2	9	24	18	56
0480	BOULDER VALLEY RE 2	9544	WHITTIER ELEMENTARY SCHOOL	5TH	0	0	4	0	0	4	3	18	16	45	
0480	BOULDER VALLEY RE 2	9544	WHITTIER ELEMENTARY SCHOOL	SCHOOL 1	0	0	14	4	2	4	28	40	122	106	320
0480	BOULDER VALLEY RE 2		DISTRICT TOTAL		93	101	1,000	912	231	213	2,027	2,119	10,636	11,364	28,696
0490	BUENA VISTA R-31	1130	BUENA VISTA HIGH SCHOOL	9TH	1	0	1	0	0	0	2	4	33	48	89
0490	BUENA VISTA R-31	1130	BUENA VISTA HIGH SCHOOL	10TH	0	0	0	0	0	0	3	5	40	36	84
0490	BUENA VISTA R-31	1130	BUENA VISTA HIGH SCHOOL	11TH	1	0	0	1	0	0	3	4	43	45	97
0490	BUENA VISTA R-31	1130	BUENA VISTA HIGH SCHOOL	12TH	0	0	0	0	0	0	2	1	38	37	78
0490	BUENA VISTA R-31	1130	BUENA VISTA HIGH SCHOOL	SCHOOL 1	2	0	1	1	0	0	10	14	154	166	348
0490	BUENA VISTA R-31	1132	HARRY L MC GINNIS MIDDLE SCHOOL	6TH	0	2	0	0	0	0	2	3	23	19	49
0490	BUENA VISTA R-31	1132	HARRY L MC GINNIS MIDDLE SCHOOL	7TH	0	1	0	1	0	1	8	2	23	30	66
0490	BUENA VISTA R-31	1132	HARRY L MC GINNIS MIDDLE SCHOOL	8TH	0	0	0	0	2	0	2	3	36	47	90
0490	BUENA VISTA R-31	1132	HARRY L MC GINNIS MIDDLE SCHOOL	SCHOOL 1	0	3	0	1	2	1	12	8	82	96	205
0490	BUENA VISTA R-31	1508	CHAFFEE COUNTY HIGH SCHOOL	9TH	0	0	0	0	0	0	0	0	2	3	5
0490	BUENA VISTA R-31	1508	CHAFFEE COUNTY HIGH SCHOOL	10TH	0	0	0	0	0	0	4	0	13	8	25
0490	BUENA VISTA R-31	1508	CHAFFEE COUNTY HIGH SCHOOL	11TH	0	0	0	0	0	1	1	0	6	10	18
0490	BUENA VISTA R-31	1508	CHAFFEE COUNTY HIGH SCHOOL	12TH	0	0	0	0	0	0	0	0	3	4	7
0490	BUENA VISTA R-31	1508	CHAFFEE COUNTY HIGH SCHOOL	SCHOOL 1	0	0	0	0	0	1	5	0	24	25	55
0490	BUENA VISTA R-31	4306	AVERY/PARSONS ELEMENTARY SCHOOL	PK	0	0	0	0	0	0	1	2	28	25	56
0490	BUENA VISTA R-31	4306	AVERY/PARSONS ELEMENTARY SCHOOL	HALF DAY	0	0	0	0	0	0	0	2	11	12	25
0490	BUENA VISTA R-31	4306	AVERY/PARSONS ELEMENTARY SCHOOL	KINDERG/	0	0	0	0	0	0	0	0	6	10	16
0490	BUENA VISTA R-31	4306	AVERY/PARSONS ELEMENTARY SCHOOL	1ST	0	0	0	0	0	0	0	1	34	23	58
0490	BUENA VISTA R-31	4306	AVERY/PARSONS ELEMENTARY SCHOOL	2ND	0	0	0	1	0	0	3	1	22	26	54
0490	BUENA VISTA R-31	4306	AVERY/PARSONS ELEMENTARY SCHOOL	3RD	1	0	0	0	0	1	1	1	27	32	63
0490	BUENA VISTA R-31	4306	AVERY/PARSONS ELEMENTARY SCHOOL	4TH	1	0	0	0	0	1	2	4	26	31	66
0490	BUENA VISTA R-31	4306	AVERY/PARSONS ELEMENTARY SCHOOL	5TH	1	0	1	0	0	0	3	3	29	29	66
0490	BUENA VISTA R-31	4306	AVERY/PARSONS ELEMENTARY SCHOOL	SCHOOL 1	3	2	1	1	0	3	9	14	183	188	404
0490	BUENA VISTA R-31		DISTRICT TOTAL		5	5	2	3	2	5	36	36	443	475	1,012
0500	SALIDA R-32	4680	SALIDA MIDDLE SCHOOL	5TH	0	0	0	0	0	0	5	4	36	33	78
0500	SALIDA R-32	4680	SALIDA MIDDLE SCHOOL	6TH	0	1	1	0	0	0	2	3	34	31	72
0500	SALIDA R-32	4680	SALIDA MIDDLE SCHOOL	7TH	0	0	2	0	0	0	4	4	29	28	68
0500	SALIDA R-32	4680	SALIDA MIDDLE SCHOOL	8TH	2	0	0	0	0	0	5	4	28	33	72
0500	SALIDA R-32	4680	SALIDA MIDDLE SCHOOL	SCHOOL 1	2	2	3	0	0	0	16	15	127	125	290
0500	SALIDA R-32	5268	LONGFELLOW ELEMENTARY SCHOOL	HALF DAY	0	0	0	0	0	1	3	2	10	15	31
0500	SALIDA R-32	5268	LONGFELLOW ELEMENTARY SCHOOL	KINDERG/	0	0	0	0	0	0	1	4	12	17	34
0500	SALIDA R-32	5268	LONGFELLOW ELEMENTARY SCHOOL	1ST	0	1	0	0	0	0	7	5	50	45	108
0500	SALIDA R-32	5268	LONGFELLOW ELEMENTARY SCHOOL	2ND	0	1	0	0	0	0	3	7	32	35	78
0500	SALIDA R-32	5268	LONGFELLOW ELEMENTARY SCHOOL	3RD	0	0	1	0	0	0	5	5	34	40	85
0500	SALIDA R-32	5268	LONGFELLOW ELEMENTARY SCHOOL	4TH	0	2	1	1	0	0	0	4	36	34	78
0500	SALIDA R-32	5268	LONGFELLOW ELEMENTARY SCHOOL	SCHOOL 1	0	3	2	2	0	1	19	27	174	186	414
0500	SALIDA R-32	7568	SALIDA HIGH SCHOOL	9TH	2	1	2	0	0	0	5	7	40	40	97
0500	SALIDA R-32	7568	SALIDA HIGH SCHOOL	10TH	2	1	0	0	0	0	2	6	47	36	94
0500	SALIDA R-32	7568	SALIDA HIGH SCHOOL	11TH	0	1	0	0	0	0	6	3	32	34	76
0500	SALIDA R-32	7568	SALIDA HIGH SCHOOL	12TH	0	0	1	1	0	0	6	2	37	33	80
0500	SALIDA R-32	7568	SALIDA HIGH SCHOOL	SCHOOL 1	4	2	4	1	0	0	19	18	156	143	347
0500	SALIDA R-32		DISTRICT TOTAL		6	7	9	3	0	1	54	60	457	454	1,051
0510	KIT CARSON R-1	4738	KIT CARSON ELEMENTARY SCHOOL	HALF DAY	0	0	0	0	0	0	0	0	3	2	5
0510	KIT CARSON R-1	4738	KIT CARSON ELEMENTARY SCHOOL	KINDERG/	0	0	0	0	0	0	0	0	2	0	2
0510	KIT CARSON R-1	4738	KIT CARSON ELEMENTARY SCHOOL	1ST	0	0	0	0	0	0	0	0	10	2	12
0510	KIT CARSON R-1	4738	KIT CARSON ELEMENTARY SCHOOL	2ND	0	0	0	0	0	0	1	0	4	2	7
0510	KIT CARSON R-1	4738	KIT CARSON ELEMENTARY SCHOOL	3RD	0	0	0	0	0	0	0	0	1	5	6
0510	KIT CARSON R-1	4738	KIT CARSON ELEMENTARY SCHOOL	4TH	0	0	0	0	0	0	2	2	3	4	11
0510	KIT CARSON R-1	4738	KIT CARSON ELEMENTARY SCHOOL	5TH	0	0	0	0	0	0	0	0	4	3	7
0510	KIT CARSON R-1	4738	KIT CARSON ELEMENTARY SCHOOL	SCHOOL 1	0	0	0	0	0	0	3	2	27	18	50
0510	KIT CARSON R-1	4742	KIT CARSON JUNIOR-SENIOR HIGH SCHOOL	6TH	0	0	0	0	0	0	2	0	3	2	7
0510	KIT CARSON R-1	4742	KIT CARSON JUNIOR-SENIOR HIGH SCHOOL	7TH	0	0	0	0	0	0	0	1	5	4	10
0510	KIT CARSON R-1	4742	KIT CARSON JUNIOR-SENIOR HIGH SCHOOL	8TH	0	0	0	0	0	0	1	0	4	2	7
0510	KIT CARSON R-1	4742	KIT CARSON JUNIOR-SENIOR HIGH SCHOOL	9TH	0	0	0	0	0	0	1	0	3	3	7
0510	KIT CARSON R-1	4742	KIT CARSON JUNIOR-SENIOR HIGH SCHOOL	10TH	0	0	0	0	0	1	0	0	1	2	4
0510	KIT CARSON R-1	4742	KIT CARSON JUNIOR-SENIOR HIGH SCHOOL	11TH	0	0	0	0	0	0	0	0	1	7	8
0510	KIT CARSON R-1	4742	KIT CARSON JUNIOR-SENIOR HIGH SCHOOL	12TH	0	0	0	0	0	0	2	0	2	4	8
0510	KIT CARSON R-1	4742	KIT CARSON JUNIOR-SENIOR HIGH SCHOOL	SCHOOL 1	0	0	0	0	0	1	6	1	19	24	51
0510	KIT CARSON R-1		DISTRICT TOTAL		0	0	0	0	0	1	9	3	46	42	101
0520	CHEYENNE COUNTY RE-5	1608	CHEYENNE WELLS ELEMENTARY SCHOOL	PK	0	0	0	0	0	0	1	3	6	12	22
0520	CHEYENNE COUNTY RE-5	1608	CHEYENNE WELLS ELEMENTARY SCHOOL	KINDERG/	0	0	0	0	0	0	2	0	7	9	18
0520	CHEYENNE COUNTY RE-5	1608	CHEYENNE WELLS ELEMENTARY SCHOOL	1ST	0	0	0	0	0	0	2	1	3	1	7

COLORADO DEPARTMENT OF EDUCATION
FALL 2007 PUPIL MEMBERSHIP BY DISTRICT, SCHOOL, GRADE, RACE/ETHNICITY, AND GENDER

District Code	DISTRICT	School Code	SCHOOL	GRADE	AMERICAN INDIAN OR ALASKAN NATIVE	AMERICAN INDIAN OR ALASKAN NATIVE	ASIAN OR PACIFIC ISLANDER	ASIAN OR PACIFIC ISLANDER	BLACK (NOT HISPANIC)	BLACK (NOT HISPANIC)	HISPANIC	HISPANIC	WHITE (NOT HISPANIC)	WHITE (NOT HISPANIC)	Total
					FEMALE	MALE	FEMALE	MALE	FEMALE	MALE	FEMALE	MALE	FEMALE	MALE	
0520	CHEYENNE COUNTY RE-5	1608	CHEYENNE WELLS ELEMENTARY SCHOOL	2ND	0	0	0	0	0	0	0	2	6	6	14
0520	CHEYENNE COUNTY RE-5	1608	CHEYENNE WELLS ELEMENTARY SCHOOL	3RD	0	0	0	0	1	0	2	0	3	9	15
0520	CHEYENNE COUNTY RE-5	1608	CHEYENNE WELLS ELEMENTARY SCHOOL	4TH	0	0	0	0	0	1	2	2	2	5	12
0520	CHEYENNE COUNTY RE-5	1608	CHEYENNE WELLS ELEMENTARY SCHOOL	5TH	0	0	0	0	0	0	1	0	6	6	13
0520	CHEYENNE COUNTY RE-5	1608	CHEYENNE WELLS ELEMENTARY SCHOOL	SCHOOL 1	0	0	0	0	1	1	10	8	33	48	101
0520	CHEYENNE COUNTY RE-5	1610	CHEYENNE WELLS MIDDLE SCHOOL	6TH	0	0	0	0	0	0	1	2	3	7	13
0520	CHEYENNE COUNTY RE-5	1610	CHEYENNE WELLS MIDDLE SCHOOL	7TH	0	0	0	0	0	0	0	0	4	11	15
0520	CHEYENNE COUNTY RE-5	1610	CHEYENNE WELLS MIDDLE SCHOOL	8TH	0	0	0	0	0	0	4	2	5	5	16
0520	CHEYENNE COUNTY RE-5	1610	CHEYENNE WELLS MIDDLE SCHOOL	SCHOOL 1	0	0	0	0	0	0	5	4	12	23	44
0520	CHEYENNE COUNTY RE-5	1612	CHEYENNE WELLS HIGH SCHOOL	9TH	0	0	0	0	0	0	0	3	10	9	22
0520	CHEYENNE COUNTY RE-5	1612	CHEYENNE WELLS HIGH SCHOOL	10TH	0	0	0	0	0	0	0	3	6	4	13
0520	CHEYENNE COUNTY RE-5	1612	CHEYENNE WELLS HIGH SCHOOL	11TH	0	0	0	0	0	0	3	0	10	5	18
0520	CHEYENNE COUNTY RE-5	1612	CHEYENNE WELLS HIGH SCHOOL	12TH	0	0	0	0	0	0	0	2	7	12	21
0520	CHEYENNE COUNTY RE-5	1612	CHEYENNE WELLS HIGH SCHOOL	SCHOOL 1	0	0	0	0	0	0	3	8	33	30	74
0520	CHEYENNE COUNTY RE-5		DISTRICT TOTAL		0	0	0	0	1	1	18	20	78	101	219
0540	CLEAR CREEK RE-1	1660	CLEAR CREEK MIDDLE SCHOOL	7TH	0	0	0	0	0	0	0	4	33	25	62
0540	CLEAR CREEK RE-1	1660	CLEAR CREEK MIDDLE SCHOOL	8TH	2	3	0	1	0	1	6	7	20	34	74
0540	CLEAR CREEK RE-1	1660	CLEAR CREEK MIDDLE SCHOOL	SCHOOL 1	2	3	0	1	0	1	6	11	53	59	136
0540	CLEAR CREEK RE-1	3385	GEORGETOWN COMMUNITY SCHOOL	PK	0	0	0	0	0	1	1	0	4	7	13
0540	CLEAR CREEK RE-1	3385	GEORGETOWN COMMUNITY SCHOOL	HALF DAY*	0	0	1	0	0	0	0	0	4	10	15
0540	CLEAR CREEK RE-1	3385	GEORGETOWN COMMUNITY SCHOOL	1ST	0	0	0	0	0	1	2	0	8	5	16
0540	CLEAR CREEK RE-1	3385	GEORGETOWN COMMUNITY SCHOOL	2ND	0	0	0	0	0	0	2	0	8	3	13
0540	CLEAR CREEK RE-1	3385	GEORGETOWN COMMUNITY SCHOOL	3RD	0	0	0	0	0	0	2	0	9	4	15
0540	CLEAR CREEK RE-1	3385	GEORGETOWN COMMUNITY SCHOOL	4TH	0	0	0	0	0	0	2	0	8	6	16
0540	CLEAR CREEK RE-1	3385	GEORGETOWN COMMUNITY SCHOOL	5TH	0	0	0	0	0	0	0	0	6	8	14
0540	CLEAR CREEK RE-1	3385	GEORGETOWN COMMUNITY SCHOOL	6TH	0	0	0	0	0	0	2	0	11	4	17
0540	CLEAR CREEK RE-1	3385	GEORGETOWN COMMUNITY SCHOOL	SCHOOL 1	0	0	1	0	0	2	11	0	58	47	119
0540	CLEAR CREEK RE-1	4212	CARLSON ELEMENTARY SCHOOL	PK	0	0	1	0	0	0	1	1	19	21	43
0540	CLEAR CREEK RE-1	4212	CARLSON ELEMENTARY SCHOOL	HALF DAY	0	0	0	0	0	0	2	8	7	7	17
0540	CLEAR CREEK RE-1	4212	CARLSON ELEMENTARY SCHOOL	KINDERG/	0	0	0	0	0	1	0	1	7	7	16
0540	CLEAR CREEK RE-1	4212	CARLSON ELEMENTARY SCHOOL	1ST	0	2	0	0	2	0	2	1	11	17	35
0540	CLEAR CREEK RE-1	4212	CARLSON ELEMENTARY SCHOOL	2ND	0	0	1	0	0	1	1	1	21	13	37
0540	CLEAR CREEK RE-1	4212	CARLSON ELEMENTARY SCHOOL	3RD	1	0	0	1	0	1	3	2	11	8	27
0540	CLEAR CREEK RE-1	4212	CARLSON ELEMENTARY SCHOOL	4TH	0	0	0	0	0	1	3	2	16	22	44
0540	CLEAR CREEK RE-1	4212	CARLSON ELEMENTARY SCHOOL	5TH	0	0	1	0	0	0	4	2	10	15	32
0540	CLEAR CREEK RE-1	4212	CARLSON ELEMENTARY SCHOOL	6TH	0	0	0	0	1	0	1	0	9	11	22
0540	CLEAR CREEK RE-1	4212	CARLSON ELEMENTARY SCHOOL	SCHOOL 1	1	4	2	3	3	15	12	112	121	273	
0540	CLEAR CREEK RE-1	4216	CLEAR CREEK HIGH SCHOOL	9TH	0	1	0	0	0	1	3	3	34	33	75
0540	CLEAR CREEK RE-1	4216	CLEAR CREEK HIGH SCHOOL	10TH	1	0	1	1	0	2	5	28	30	68	
0540	CLEAR CREEK RE-1	4216	CLEAR CREEK HIGH SCHOOL	11TH	0	2	0	1	0	0	0	1	37	37	78
0540	CLEAR CREEK RE-1	4216	CLEAR CREEK HIGH SCHOOL	12TH	0	0	0	0	1	1	1	3	38	38	82
0540	CLEAR CREEK RE-1	4216	CLEAR CREEK HIGH SCHOOL	SCHOOL 1	1	3	1	2	1	2	6	12	137	138	303
0540	CLEAR CREEK RE-1	4700	KING-MURPHY ELEMENTARY SCHOOL	PK	0	1	1	0	0	1	0	1	8	12	24
0540	CLEAR CREEK RE-1	4700	KING-MURPHY ELEMENTARY SCHOOL	HALF DAY	0	0	2	1	2	0	0	0	15	13	33
0540	CLEAR CREEK RE-1	4700	KING-MURPHY ELEMENTARY SCHOOL	1ST	0	0	0	0	0	0	0	0	13	8	21
0540	CLEAR CREEK RE-1	4700	KING-MURPHY ELEMENTARY SCHOOL	2ND	0	0	2	0	0	1	1	0	11	10	25
0540	CLEAR CREEK RE-1	4700	KING-MURPHY ELEMENTARY SCHOOL	3RD	0	0	0	0	0	0	1	1	10	19	31
0540	CLEAR CREEK RE-1	4700	KING-MURPHY ELEMENTARY SCHOOL	4TH	0	0	0	0	0	0	1	0	11	12	24
0540	CLEAR CREEK RE-1	4700	KING-MURPHY ELEMENTARY SCHOOL	5TH	1	0	0	0	0	1	2	13	11	28	
0540	CLEAR CREEK RE-1	4700	KING-MURPHY ELEMENTARY SCHOOL	6TH	0	0	0	0	0	0	1	1	16	9	27
0540	CLEAR CREEK RE-1	4700	KING-MURPHY ELEMENTARY SCHOOL	SCHOOL 1	2	1	5	1	2	2	4	5	97	94	213
0540	CLEAR CREEK RE-1		DISTRICT TOTAL		6	7	11	6	6	10	42	40	457	459	1,044
0550	NORTH CONEJOS RE-1J	1276	CENTAURI MIDDLE SCHOOL	6TH	0	0	0	0	1	0	21	26	11	21	80
0550	NORTH CONEJOS RE-1J	1276	CENTAURI MIDDLE SCHOOL	7TH	0	0	0	0	0	1	23	20	17	12	73
0550	NORTH CONEJOS RE-1J	1276	CENTAURI MIDDLE SCHOOL	8TH	0	0	0	0	0	0	22	16	16	14	68
0550	NORTH CONEJOS RE-1J	1276	CENTAURI MIDDLE SCHOOL	SCHOOL 1	0	0	0	0	1	1	66	62	44	47	221
0550	NORTH CONEJOS RE-1J	1378	CENTAURI HIGH SCHOOL	9TH	0	0	0	0	1	0	23	29	14	18	85
0550	NORTH CONEJOS RE-1J	1378	CENTAURI HIGH SCHOOL	10TH	0	0	0	1	0	1	20	14	23	21	80
0550	NORTH CONEJOS RE-1J	1378	CENTAURI HIGH SCHOOL	11TH	0	0	2	0	0	1	21	15	17	6	62
0550	NORTH CONEJOS RE-1J	1378	CENTAURI HIGH SCHOOL	12TH	1	0	0	1	0	0	20	17	22	30	91
0550	NORTH CONEJOS RE-1J	1378	CENTAURI HIGH SCHOOL	SCHOOL 1	1	0	2	2	1	2	84	75	76	75	318
0550	NORTH CONEJOS RE-1J	4836	LA JARA ELEMENTARY SCHOOL	PK	0	0	0	0	0	0	2	1	0	2	5
0550	NORTH CONEJOS RE-1J	4836	LA JARA ELEMENTARY SCHOOL	HALF DAY	0	0	0	0	0	0	6	4	0	3	13
0550	NORTH CONEJOS RE-1J	4836	LA JARA ELEMENTARY SCHOOL	KINDERG/	0	0	0	0	0	0	6	6	1	5	18
0550	NORTH CONEJOS RE-1J	4836	LA JARA ELEMENTARY SCHOOL	1ST	0	0	0	0	0	0	9	13	9	6	37
0550	NORTH CONEJOS RE-1J	4836	LA JARA ELEMENTARY SCHOOL	2ND	0	0	0	0	0	0	19	14	7	11	51
0550	NORTH CONEJOS RE-1J	4836	LA JARA ELEMENTARY SCHOOL	3RD	0	0	0	0	2	0	14	8	5	7	36

COLORADO DEPARTMENT OF EDUCATION
FALL 2007 PUPIL MEMBERSHIP BY DISTRICT, SCHOOL, GRADE, RACE/ETHNICITY, AND GENDER


District Code	DISTRICT	School Code	SCHOOL	GRADE	AMERICAN INDIAN OR ALASKAN NATIVE	AMERICAN INDIAN OR ALASKAN NATIVE	ASIAN OR PACIFIC ISLANDER	ASIAN OR PACIFIC ISLANDER	BLACK (NOT HISPANIC)	BLACK (NOT HISPANIC)	HISPANIC	HISPANIC	WHITE (NOT HISPANIC)	WHITE (NOT HISPANIC)	Total
					FEMALE	MALE	FEMALE	MALE	FEMALE	MALE	FEMALE	MALE	FEMALE	MALE	
0550	NORTH CONEJOS RE-1J	4836	LA JARA ELEMENTARY SCHOOL	4TH	0	0	0	0	0	0	18	11	8	4	41
0550	NORTH CONEJOS RE-1J	4836	LA JARA ELEMENTARY SCHOOL	5TH	0	0	0	0	0	1	12	11	10	10	44
0550	NORTH CONEJOS RE-1J	4836	LA JARA ELEMENTARY SCHOOL	SCHOOL 1	0	0	0	0	2	1	86	68	40	48	245
0550	NORTH CONEJOS RE-1J	4837	LA JARA SECOND CHANCE SCHOOL	2ND	0	0	0	0	0	0	0	0	1	0	1
0550	NORTH CONEJOS RE-1J	4837	LA JARA SECOND CHANCE SCHOOL	3RD	0	0	0	0	0	0	0	0	0	1	1
0550	NORTH CONEJOS RE-1J	4837	LA JARA SECOND CHANCE SCHOOL	6TH	0	0	0	0	0	0	1	0	0	0	1
0550	NORTH CONEJOS RE-1J	4837	LA JARA SECOND CHANCE SCHOOL	7TH	0	0	0	0	0	0	0	1	1	0	2
0550	NORTH CONEJOS RE-1J	4837	LA JARA SECOND CHANCE SCHOOL	8TH	0	0	0	0	0	0	1	1	0	0	2
0550	NORTH CONEJOS RE-1J	4837	LA JARA SECOND CHANCE SCHOOL	9TH	0	0	0	0	0	0	1	3	0	0	4
0550	NORTH CONEJOS RE-1J	4837	LA JARA SECOND CHANCE SCHOOL	10TH	0	0	0	0	0	0	5	3	2	1	11
0550	NORTH CONEJOS RE-1J	4837	LA JARA SECOND CHANCE SCHOOL	11TH	0	0	0	0	0	0	14	16	2	1	33
0550	NORTH CONEJOS RE-1J	4837	LA JARA SECOND CHANCE SCHOOL	12TH	1	0	0	0	0	0	16	11	7	6	41
0550	NORTH CONEJOS RE-1J	4837	LA JARA SECOND CHANCE SCHOOL	SCHOOL 1	1	0	0	0	0	0	38	35	13	9	96
0550	NORTH CONEJOS RE-1J	5422	MANASSA ELEMENTARY SCHOOL	HALF DAY	0	0	0	0	0	1	7	7	11	9	35
0550	NORTH CONEJOS RE-1J	5422	MANASSA ELEMENTARY SCHOOL	1ST	0	0	0	0	1	0	16	10	6	15	48
0550	NORTH CONEJOS RE-1J	5422	MANASSA ELEMENTARY SCHOOL	2ND	1	0	0	0	0	0	16	13	7	13	50
0550	NORTH CONEJOS RE-1J	5422	MANASSA ELEMENTARY SCHOOL	3RD	0	0	0	0	0	0	9	15	5	15	44
0550	NORTH CONEJOS RE-1J	5422	MANASSA ELEMENTARY SCHOOL	4TH	0	1	0	0	0	0	8	13	9	4	35
0550	NORTH CONEJOS RE-1J	5422	MANASSA ELEMENTARY SCHOOL	5TH	0	0	0	0	0	0	8	10	11	9	38
0550	NORTH CONEJOS RE-1J	5422	MANASSA ELEMENTARY SCHOOL	SCHOOL 1*	1	1	0	0	1	1	64	68	49	65	250
0550	NORTH CONEJOS RE-1J		DISTRICT TOTAL		3	1	2	2	5	5	338	308	222	244	1,130
0560	SANFORD 6J	7612	SANFORD ELEMENTARY SCHOOL	PK	0	0	0	0	0	0	4	2	3	8	17
0560	SANFORD 6J	7612	SANFORD ELEMENTARY SCHOOL	KINDERG/	0	0	1	0	0	0	9	5	9	12	36
0560	SANFORD 6J	7612	SANFORD ELEMENTARY SCHOOL	1ST	0	0	0	0	0	0	6	4	13	11	34
0560	SANFORD 6J	7612	SANFORD ELEMENTARY SCHOOL	2ND	0	0	0	0	0	0	6	2	3	12	23
0560	SANFORD 6J	7612	SANFORD ELEMENTARY SCHOOL	3RD	0	0	0	0	0	0	6	4	15	7	32
0560	SANFORD 6J	7612	SANFORD ELEMENTARY SCHOOL	4TH	0	0	1	0	0	0	5	4	8	8	26
0560	SANFORD 6J	7612	SANFORD ELEMENTARY SCHOOL	5TH	0	0	0	0	0	0	7	6	4	9	26
0560	SANFORD 6J	7612	SANFORD ELEMENTARY SCHOOL	6TH	0	0	0	0	0	0	2	5	6	5	18
0560	SANFORD 6J	7612	SANFORD ELEMENTARY SCHOOL	SCHOOL 1	0	0	2	0	0	0	45	32	61	72	212
0560	SANFORD 6J	7616	SANFORD JUNIOR/SENIOR HIGH SCHOOL	7TH	0	0	0	0	0	0	3	2	8	7	20
0560	SANFORD 6J	7616	SANFORD JUNIOR/SENIOR HIGH SCHOOL	8TH	0	0	0	0	0	0	1	3	9	8	21
0560	SANFORD 6J	7616	SANFORD JUNIOR/SENIOR HIGH SCHOOL	9TH	0	0	0	0	0	0	5	4	9	6	24
0560	SANFORD 6J	7616	SANFORD JUNIOR/SENIOR HIGH SCHOOL	10TH	0	0	0	0	0	0	4	3	9	14	30
0560	SANFORD 6J	7616	SANFORD JUNIOR/SENIOR HIGH SCHOOL	11TH	0	0	0	0	0	0	3	4	14	11	32
0560	SANFORD 6J	7616	SANFORD JUNIOR/SENIOR HIGH SCHOOL	12TH	0	0	0	0	0	0	2	3	5	5	15
0560	SANFORD 6J	7616	SANFORD JUNIOR/SENIOR HIGH SCHOOL	SCHOOL 1	0	0	0	0	0	0	18	19	54	51	142
0560	SANFORD 6J		DISTRICT TOTAL		0	0	2	0	0	0	63	51	115	123	354
0580	SOUTH CONEJOS RE-10	0248	GUADALUPE ELEMENTARY SCHOOL	PK	0	0	0	0	0	0	0	1	0	0	1
0580	SOUTH CONEJOS RE-10	0248	GUADALUPE ELEMENTARY SCHOOL	KINDERG/	0	0	0	0	0	0	8	8	1	0	17
0580	SOUTH CONEJOS RE-10	0248	GUADALUPE ELEMENTARY SCHOOL	1ST	0	0	0	0	0	0	12	9	2	0	23
0580	SOUTH CONEJOS RE-10	0248	GUADALUPE ELEMENTARY SCHOOL	2ND	0	0	0	0	0	0	7	10	0	0	17
0580	SOUTH CONEJOS RE-10	0248	GUADALUPE ELEMENTARY SCHOOL	3RD	0	0	0	0	1	0	6	3	0	0	10
0580	SOUTH CONEJOS RE-10	0248	GUADALUPE ELEMENTARY SCHOOL	4TH	0	0	0	0	0	0	13	7	0	0	20
0580	SOUTH CONEJOS RE-10	0248	GUADALUPE ELEMENTARY SCHOOL	5TH	0	0	0	0	0	0	8	7	1	1	17
0580	SOUTH CONEJOS RE-10	0248	GUADALUPE ELEMENTARY SCHOOL	6TH	0	0	0	0	0	0	10	9	0	0	19
0580	SOUTH CONEJOS RE-10	0248	GUADALUPE ELEMENTARY SCHOOL	SCHOOL 1	0	0	0	0	1	0	64	54	4	1	124
0580	SOUTH CONEJOS RE-10	0250	ANTONITO JUNIOR HIGH SCHOOL	7TH	0	0	0	0	0	0	7	9	0	1	18
0580	SOUTH CONEJOS RE-10	0250	ANTONITO JUNIOR HIGH SCHOOL	8TH	0	0	0	0	0	0	8	16	0	1	25
0580	SOUTH CONEJOS RE-10	0250	ANTONITO JUNIOR HIGH SCHOOL	SCHOOL 1	0	0	0	0	1	0	15	25	0	2	43
0580	SOUTH CONEJOS RE-10	0252	ANTONITO HIGH SCHOOL	9TH	0	0	0	0	0	0	13	15	0	1	29
0580	SOUTH CONEJOS RE-10	0252	ANTONITO HIGH SCHOOL	10TH	0	0	0	0	0	1	11	27	1	2	42
0580	SOUTH CONEJOS RE-10	0252	ANTONITO HIGH SCHOOL	11TH	0	0	0	0	0	0	9	12	1	1	23
0580	SOUTH CONEJOS RE-10	0252	ANTONITO HIGH SCHOOL	12TH	0	0	0	0	0	0	10	7	1	0	18
0580	SOUTH CONEJOS RE-10	0252	ANTONITO HIGH SCHOOL	SCHOOL 1	0	0	0	0	0	1	43	61	3	4	112
0580	SOUTH CONEJOS RE-10		DISTRICT TOTAL		0	0	0	0	2	1	122	140	7	7	279
0640	CENTENNIAL R-1	1396	CENTENNIAL JUNIOR HIGH SCHOOL	7TH	0	0	0	0	0	1	8	12	1	2	24
0640	CENTENNIAL R-1	1396	CENTENNIAL JUNIOR HIGH SCHOOL	8TH	0	0	0	0	0	0	5	8	0	0	13
0640	CENTENNIAL R-1	1396	CENTENNIAL JUNIOR HIGH SCHOOL	SCHOOL 1	0	0	0	0	0	1	13	20	1	2	37
0640	CENTENNIAL R-1	1398	CENTENNIAL HIGH SCHOOL	9TH	0	0	0	0	0	0	3	8	2	0	13
0640	CENTENNIAL R-1	1398	CENTENNIAL HIGH SCHOOL	10TH	0	0	0	0	0	0	5	3	0	1	9
0640	CENTENNIAL R-1	1398	CENTENNIAL HIGH SCHOOL	11TH	0	0	0	0	0	0	4	10	0	2	16
0640	CENTENNIAL R-1	1398	CENTENNIAL HIGH SCHOOL	12TH	0	0	0	0	0	0	3	4	1	1	10
0640	CENTENNIAL R-1	1398	CENTENNIAL HIGH SCHOOL	SCHOOL 1	0	1	0	0	0	0	15	25	3	4	48
0640	CENTENNIAL R-1	7588	CENTENNIAL ELEMENTARY SCHOOL	PK	0	0	0	0	0	0	5	5	0	0	10
0640	CENTENNIAL R-1	7588	CENTENNIAL ELEMENTARY SCHOOL	HALF DAY	0	0	0	0	0	0	10	9	2	0	21
0640	CENTENNIAL R-1	7588	CENTENNIAL ELEMENTARY SCHOOL	1ST	0	0	0	0	0	0	10	13	0	0	23

COLORADO DEPARTMENT OF EDUCATION
FALL 2007 PUPIL MEMBERSHIP BY DISTRICT, SCHOOL, GRADE, RACE/ETHNICITY, AND GENDER

District Code	DISTRICT	School Code	SCHOOL	GRADE	AMERICAN INDIAN OR ALASKAN NATIVE		ASIAN OR PACIFIC ISLANDER		BLACK (NOT HISPANIC)		HISPANIC		WHITE (NOT HISPANIC)		Total
					FEMALE	MALE	FEMALE	MALE	FEMALE	MALE	FEMALE	MALE	FEMALE	MALE	
0640	CENTENNIAL R-1	7588	CENTENNIAL ELEMENTARY SCHOOL	2ND	1	0	0	0	0	0	12	6	1	1	21
0640	CENTENNIAL R-1	7588	CENTENNIAL ELEMENTARY SCHOOL	3RD	0	0	0	0	0	1	5	5	1	0	12
0640	CENTENNIAL R-1	7588	CENTENNIAL ELEMENTARY SCHOOL	4TH	0	0	0	0	0	0	10	1	1	0	12
0640	CENTENNIAL R-1	7588	CENTENNIAL ELEMENTARY SCHOOL	5TH	1	0	0	0	0	0	4	11	0	0	16
0640	CENTENNIAL R-1	7588	CENTENNIAL ELEMENTARY SCHOOL	6TH	0	1	0	0	1	0	7	6	2	0	17
0640	CENTENNIAL R-1	7588	CENTENNIAL ELEMENTARY SCHOOL	SCHOOL 1	2	1	0	0	1	1	63	56	7	1	132
0640	CENTENNIAL R-1		DISTRICT TOTAL		2	2	0	0	1	2	91	101	11	7	217
0740	SIERRA GRANDE R-30	7876	SIERRA GRANDE ELEMENTARY SCHOOL	KINDERG/	0	0	0	0	0	0	4	7	1	1	13
0740	SIERRA GRANDE R-30	7876	SIERRA GRANDE ELEMENTARY SCHOOL	1ST	0	0	1	0	0	0	9	8	3	1	22
0740	SIERRA GRANDE R-30	7876	SIERRA GRANDE ELEMENTARY SCHOOL	2ND	0	0	0	0	0	0	5	11	1	1	18
0740	SIERRA GRANDE R-30	7876	SIERRA GRANDE ELEMENTARY SCHOOL	3RD	0	0	0	0	0	0	6	9	1	1	17
0740	SIERRA GRANDE R-30	7876	SIERRA GRANDE ELEMENTARY SCHOOL	4TH	0	0	0	0	0	0	5	5	3	3	16
0740	SIERRA GRANDE R-30	7876	SIERRA GRANDE ELEMENTARY SCHOOL	5TH	0	0	0	2	0	0	5	5	2	2	16
0740	SIERRA GRANDE R-30	7876	SIERRA GRANDE ELEMENTARY SCHOOL	6TH	0	0	0	1	0	0	7	14	1	2	25
0740	SIERRA GRANDE R-30	7876	SIERRA GRANDE ELEMENTARY SCHOOL	SCHOOL 1	0	0	1	3	0	0	41	59	12	11	127
0740	SIERRA GRANDE R-30	7878	SIERRA GRANDE JUNIOR HIGH SCHOOL	7TH	0	0	2	4	0	0	8	9	2	1	26
0740	SIERRA GRANDE R-30	7878	SIERRA GRANDE JUNIOR HIGH SCHOOL	8TH	0	0	0	0	0	0	6	11	1	4	22
0740	SIERRA GRANDE R-30	7878	SIERRA GRANDE JUNIOR HIGH SCHOOL	SCHOOL 1	0	0	2	4	0	0	14	20	3	5	48
0740	SIERRA GRANDE R-30	7880	SIERRA GRANDE SENIOR HIGH SCHOOL	9TH	0	0	0	0	0	0	8	7	1	2	18
0740	SIERRA GRANDE R-30	7880	SIERRA GRANDE SENIOR HIGH SCHOOL	10TH	0	0	0	0	0	0	9	6	1	3	19
0740	SIERRA GRANDE R-30	7880	SIERRA GRANDE SENIOR HIGH SCHOOL	11TH	0	0	2	0	0	0	5	5	2	3	17
0740	SIERRA GRANDE R-30	7880	SIERRA GRANDE SENIOR HIGH SCHOOL	12TH	0	0	0	0	0	0	9	6	4	2	21
0740	SIERRA GRANDE R-30	7880	SIERRA GRANDE SENIOR HIGH SCHOOL	SCHOOL 1	0	0	2	0	0	0	31	24	8	10	75
0740	SIERRA GRANDE R-30		DISTRICT TOTAL		0	0	5	7	0	0	86	103	23	26	250
0770	CROWLEY COUNTY RE-1-J	2050	CROWLEY COUNTY ELEMENTARY SCHOOL	KINDERG/	1	0	0	0	0	0	5	9	5	13	33
0770	CROWLEY COUNTY RE-1-J	2050	CROWLEY COUNTY ELEMENTARY SCHOOL	1ST	0	0	0	0	0	0	6	1	10	13	30
0770	CROWLEY COUNTY RE-1-J	2050	CROWLEY COUNTY ELEMENTARY SCHOOL	2ND	0	0	0	0	1	0	3	7	8	14	33
0770	CROWLEY COUNTY RE-1-J	2050	CROWLEY COUNTY ELEMENTARY SCHOOL	3RD	0	0	0	0	0	0	5	8	13	18	44
0770	CROWLEY COUNTY RE-1-J	2050	CROWLEY COUNTY ELEMENTARY SCHOOL	4TH	0	0	0	0	0	0	2	10	21	13	47
0770	CROWLEY COUNTY RE-1-J	2050	CROWLEY COUNTY ELEMENTARY SCHOOL	5TH	1	0	0	0	0	1	5	3	11	16	38
0770	CROWLEY COUNTY RE-1-J	2050	CROWLEY COUNTY ELEMENTARY SCHOOL	SCHOOL 1	2	0	0	0	1	3	26	38	68	87	225
0770	CROWLEY COUNTY RE-1-J	2054	CROWLEY COUNTY WARD MIDDLE SCHOOL	6TH	0	0	0	0	0	0	7	7	10	9	33
0770	CROWLEY COUNTY RE-1-J	2054	CROWLEY COUNTY WARD MIDDLE SCHOOL	7TH	0	1	0	0	0	0	4	8	16	14	43
0770	CROWLEY COUNTY RE-1-J	2054	CROWLEY COUNTY WARD MIDDLE SCHOOL	8TH	0	0	0	0	0	0	5	5	18	16	44
0770	CROWLEY COUNTY RE-1-J	2054	CROWLEY COUNTY WARD MIDDLE SCHOOL	SCHOOL 1	0	0	0	0	0	0	16	20	44	39	120
0770	CROWLEY COUNTY RE-1-J	2058	CROWLEY COUNTY HIGH SCHOOL	9TH	1	1	0	0	0	0	10	12	23	14	61
0770	CROWLEY COUNTY RE-1-J	2058	CROWLEY COUNTY HIGH SCHOOL	10TH	1	0	0	0	0	0	5	10	6	11	33
0770	CROWLEY COUNTY RE-1-J	2058	CROWLEY COUNTY HIGH SCHOOL	11TH	0	0	1	0	0	0	6	3	14	7	31
0770	CROWLEY COUNTY RE-1-J	2058	CROWLEY COUNTY HIGH SCHOOL	12TH	0	0	0	0	0	0	5	4	11	13	33
0770	CROWLEY COUNTY RE-1-J	2058	CROWLEY COUNTY HIGH SCHOOL	SCHOOL 1	2	1	1	0	0	0	26	29	54	45	158
0770	CROWLEY COUNTY RE-1-J		DISTRICT TOTAL		4	2	1	0	1	3	68	87	166	171	503
0860	CUSTER COUNTY SCHOOL DISTRICT C-1	2088	CUSTER COUNTY ELEMENTARY SCHOOL	PK	0	0	0	0	0	0	0	0	13	15	28
0860	CUSTER COUNTY SCHOOL DISTRICT C-1	2088	CUSTER COUNTY ELEMENTARY SCHOOL	HALF DAY	0	1	0	0	0	0	0	0	12	13	26
0860	CUSTER COUNTY SCHOOL DISTRICT C-1	2088	CUSTER COUNTY ELEMENTARY SCHOOL	1ST	0	0	1	0	0	0	0	0	13	10	24
0860	CUSTER COUNTY SCHOOL DISTRICT C-1	2088	CUSTER COUNTY ELEMENTARY SCHOOL	2ND	1	1	0	1	1	1	0	0	16	13	34
0860	CUSTER COUNTY SCHOOL DISTRICT C-1	2088	CUSTER COUNTY ELEMENTARY SCHOOL	3RD	0	0	1	0	0	0	0	1	16	13	31
0860	CUSTER COUNTY SCHOOL DISTRICT C-1	2088	CUSTER COUNTY ELEMENTARY SCHOOL	4TH	0	0	0	0	0	0	0	2	19	13	34
0860	CUSTER COUNTY SCHOOL DISTRICT C-1	2088	CUSTER COUNTY ELEMENTARY SCHOOL	5TH	0	0	0	0	0	0	0	1	17	20	38
0860	CUSTER COUNTY SCHOOL DISTRICT C-1	2088	CUSTER COUNTY ELEMENTARY SCHOOL	SCHOOL 1	1	2	2	1	1	1	0	4	106	97	215
0860	CUSTER COUNTY SCHOOL DISTRICT C-1	2091	CUSTER MIDDLE SCHOOL	6TH	0	1	0	0	0	1	0	1	0	15	20
0860	CUSTER COUNTY SCHOOL DISTRICT C-1	2091	CUSTER MIDDLE SCHOOL	7TH	1	0	1	0	1	0	4	1	20	18	46
0860	CUSTER COUNTY SCHOOL DISTRICT C-1	2091	CUSTER MIDDLE SCHOOL	8TH	1	0	0	0	1	1	1	1	12	21	37
0860	CUSTER COUNTY SCHOOL DISTRICT C-1	2091	CUSTER MIDDLE SCHOOL	SCHOOL 1	2	1	1	0	3	1	6	1	47	59	121
0860	CUSTER COUNTY SCHOOL DISTRICT C-1	2092	CUSTER COUNTY HIGH SCHOOL	9TH	0	0	0	0	0	0	0	1	21	20	42
0860	CUSTER COUNTY SCHOOL DISTRICT C-1	2092	CUSTER COUNTY HIGH SCHOOL	10TH	0	0	0	0	0	0	0	0	34	24	58
0860	CUSTER COUNTY SCHOOL DISTRICT C-1	2092	CUSTER COUNTY HIGH SCHOOL	11TH	0	0	0	0	0	1	2	0	15	26	44
0860	CUSTER COUNTY SCHOOL DISTRICT C-1	2092	CUSTER COUNTY HIGH SCHOOL	12TH	0	1	0	0	0	0	2	0	10	26	39
0860	CUSTER COUNTY SCHOOL DISTRICT C-1	2092	CUSTER COUNTY HIGH SCHOOL	SCHOOL 1	0	1	0	0	0	1	4	1	80	96	183
0860	CUSTER COUNTY SCHOOL DISTRICT C-1		DISTRICT TOTAL		3	4	3	1	4	3	10	6	233	252	519
0870	DELTA COUNTY 50(J)	0000	NOT IN A SCHOOL	9TH	0	0	0	0	0	0	0	0	0	1	1
0870	DELTA COUNTY 50(J)	0000	NOT IN A SCHOOL	SCHOOL 1	0	0	0	0	0	0	0	0	0	1	1
0870	DELTA COUNTY 50(J)	0489	BACKPACK EARLY LEARNING ACADEMY	PK	0	0	0	0	1	1	29	30	47	51	159
0870	DELTA COUNTY 50(J)	0489	BACKPACK EARLY LEARNING ACADEMY	SCHOOL 1	0	0	0	0	1	1	29	30	47	51	159
0870	DELTA COUNTY 50(J)	1372	CEDAREEDGE HIGH SCHOOL	9TH	0	0	1	0	0	1	3	0	28	33	66
0870	DELTA COUNTY 50(J)	1372	CEDAREEDGE HIGH SCHOOL	10TH	1	0	0	0	0	0	4	7	35	22	69
0870	DELTA COUNTY 50(J)	1372	CEDAREEDGE HIGH SCHOOL	11TH	0	0	0	0	0	1	5	29	31	67	
0870	DELTA COUNTY 50(J)	1372	CEDAREEDGE HIGH SCHOOL	12TH	2	0	1	1	0	0	2	4	27	36	73


COLORADO DEPARTMENT OF EDUCATION
FALL 2007 PUPIL MEMBERSHIP BY DISTRICT, SCHOOL, GRADE, RACE/ETHNICITY, AND GENDER

District Code	DISTRICT	School Code	SCHOOL	GRADE	AMERICAN INDIAN OR ALASKAN NATIVE	AMERICAN INDIAN OR ALASKAN NATIVE	ASIAN OR PACIFIC ISLANDER	ASIAN OR PACIFIC ISLANDER	BLACK (NOT HISPANIC)	BLACK (NOT HISPANIC)	HISPANIC	HISPANIC	WHITE (NOT HISPANIC)	WHITE (NOT HISPANIC)	Total	
					FEMALE	MALE	FEMALE	MALE	FEMALE	MALE	FEMALE	MALE	FEMALE	MALE		
0870	DELTA COUNTY 50(J)	1372	CEDAREEDGE HIGH SCHOOL	SCHOOL 1	4	0	2	1	0	1	10	16	119	122	275	
0870	DELTA COUNTY 50(J)	1375	CEDAREEDGE MIDDLE SCHOOL	6TH	1	0	0	0	0	4	2	36	23	66		
0870	DELTA COUNTY 50(J)	1375	CEDAREEDGE MIDDLE SCHOOL	7TH	1	1	0	0	0	2	2	27	38	71		
0870	DELTA COUNTY 50(J)	1375	CEDAREEDGE MIDDLE SCHOOL	8TH	1	0	0	0	0	5	5	32	45	88		
0870	DELTA COUNTY 50(J)	1375	CEDAREEDGE MIDDLE SCHOOL	SCHOOL 1	3	1	0	0	0	11	9	95	106	225		
0870	DELTA COUNTY 50(J)	1952	CRAWFORD ELEMENTARY SCHOOL	KINDERG/	0	0	0	0	0	0	0	6	10	16		
0870	DELTA COUNTY 50(J)	1952	CRAWFORD ELEMENTARY SCHOOL	1ST	0	0	0	0	0	1	0	7	6	14		
0870	DELTA COUNTY 50(J)	1952	CRAWFORD ELEMENTARY SCHOOL	2ND	0	0	0	0	0	1	0	8	9	18		
0870	DELTA COUNTY 50(J)	1952	CRAWFORD ELEMENTARY SCHOOL	3RD	0	0	0	0	0	0	0	3	7	10		
0870	DELTA COUNTY 50(J)	1952	CRAWFORD ELEMENTARY SCHOOL	4TH	0	0	0	0	0	0	0	3	5	8		
0870	DELTA COUNTY 50(J)	1952	CRAWFORD ELEMENTARY SCHOOL	5TH	0	0	0	0	0	1	0	7	8	16		
0870	DELTA COUNTY 50(J)	1952	CRAWFORD ELEMENTARY SCHOOL	6TH	0	0	0	0	0	0	1	9	7	17		
0870	DELTA COUNTY 50(J)	1952	CRAWFORD ELEMENTARY SCHOOL	7TH	0	0	0	0	0	1	1	13	13	28		
0870	DELTA COUNTY 50(J)	1952	CRAWFORD ELEMENTARY SCHOOL	8TH	0	1	0	0	0	0	0	10	6	17		
0870	DELTA COUNTY 50(J)	1952	CRAWFORD ELEMENTARY SCHOOL	SCHOOL 1	0	1	0	0	0	1	3	2	66	71	144	
0870	DELTA COUNTY 50(J)	2152	DELTA ACADEMY OF APPLIED LEARNING	5TH	0	0	0	0	0	0	0	0	0	1	1	
0870	DELTA COUNTY 50(J)	2152	DELTA ACADEMY OF APPLIED LEARNING	6TH	0	0	0	0	0	0	0	1	5	5	11	
0870	DELTA COUNTY 50(J)	2152	DELTA ACADEMY OF APPLIED LEARNING	7TH	0	0	0	0	0	0	0	2	3	5		
0870	DELTA COUNTY 50(J)	2152	DELTA ACADEMY OF APPLIED LEARNING	8TH	0	0	0	0	0	1	0	2	5	8		
0870	DELTA COUNTY 50(J)	2152	DELTA ACADEMY OF APPLIED LEARNING	SCHOOL 1*	0	0	0	0	0	0	1	9	14	25		
0870	DELTA COUNTY 50(J)	2155	DELTA COUNTY OPPORTUNITY SCHOOL	8TH	0	0	0	0	0	0	1	0	0	1		
0870	DELTA COUNTY 50(J)	2155	DELTA COUNTY OPPORTUNITY SCHOOL	9TH	0	0	0	0	0	1	1	0	3	5		
0870	DELTA COUNTY 50(J)	2155	DELTA COUNTY OPPORTUNITY SCHOOL	10TH	0	0	0	0	0	2	1	1	4	8		
0870	DELTA COUNTY 50(J)	2155	DELTA COUNTY OPPORTUNITY SCHOOL	11TH	0	0	0	0	0	5	1	3	5	14		
0870	DELTA COUNTY 50(J)	2155	DELTA COUNTY OPPORTUNITY SCHOOL	12TH	0	0	0	0	0	5	6	5	5	21		
0870	DELTA COUNTY 50(J)	2155	DELTA COUNTY OPPORTUNITY SCHOOL	SCHOOL 1	0	0	0	0	0	13	10	9	17	49		
0870	DELTA COUNTY 50(J)	2160	DELTA MIDDLE SCHOOL	6TH	1	0	1	0	0	20	36	49	57	164		
0870	DELTA COUNTY 50(J)	2160	DELTA MIDDLE SCHOOL	7TH	3	0	2	0	1	23	24	61	57	171		
0870	DELTA COUNTY 50(J)	2160	DELTA MIDDLE SCHOOL	8TH	1	2	0	1	3	1	33	29	64	62	196	
0870	DELTA COUNTY 50(J)	2160	DELTA MIDDLE SCHOOL	SCHOOL 1	5	2	3	1	3	2	76	89	174	176	531	
0870	DELTA COUNTY 50(J)	2164	DELTA HIGH SCHOOL	9TH	2	2	2	0	2	2	25	30	61	72	198	
0870	DELTA COUNTY 50(J)	2164	DELTA HIGH SCHOOL	10TH	0	0	0	0	0	18	20	65	82	187		
0870	DELTA COUNTY 50(J)	2164	DELTA HIGH SCHOOL	11TH	1	0	0	0	2	2	17	22	41	52	137	
0870	DELTA COUNTY 50(J)	2164	DELTA HIGH SCHOOL	12TH	0	3	1	1	0	1	20	22	55	40	143	
0870	DELTA COUNTY 50(J)	2164	DELTA HIGH SCHOOL	SCHOOL 1	3	7	3	1	4	5	80	94	222	246	665	
0870	DELTA COUNTY 50(J)	2166	DELTA VISION SCHOOL	KINDERG/	0	0	0	0	0	1	1	7	9	15		
0870	DELTA COUNTY 50(J)	2166	DELTA VISION SCHOOL	1ST	0	0	0	1	0	0	3	0	2	9	15	
0870	DELTA COUNTY 50(J)	2166	DELTA VISION SCHOOL	2ND	0	0	0	0	0	0	3	5	10	18		
0870	DELTA COUNTY 50(J)	2166	DELTA VISION SCHOOL	3RD	0	0	1	0	1	0	2	1	5	9	19	
0870	DELTA COUNTY 50(J)	2166	DELTA VISION SCHOOL	4TH	0	0	0	0	0	0	1	8	12	21		
0870	DELTA COUNTY 50(J)	2166	DELTA VISION SCHOOL	5TH	0	0	0	0	0	3	1	14	12	30		
0870	DELTA COUNTY 50(J)	2166	DELTA VISION SCHOOL	6TH	0	0	0	0	0	0	2	13	14	29		
0870	DELTA COUNTY 50(J)	2166	DELTA VISION SCHOOL	7TH	0	1	0	0	0	1	1	0	16	9	27	
0870	DELTA COUNTY 50(J)	2166	DELTA VISION SCHOOL	8TH	1	0	0	0	0	0	1	3	10	11	26	
0870	DELTA COUNTY 50(J)	2166	DELTA VISION SCHOOL	9TH	0	0	0	0	0	1	1	0	14	14	30	
0870	DELTA COUNTY 50(J)	2166	DELTA VISION SCHOOL	10TH	1	0	0	0	0	1	0	14	15	31		
0870	DELTA COUNTY 50(J)	2166	DELTA VISION SCHOOL	11TH	0	0	0	0	0	1	0	1	18	18	38	
0870	DELTA COUNTY 50(J)	2166	DELTA VISION SCHOOL	12TH	1	0	1	0	0	0	0	16	15	33		
0870	DELTA COUNTY 50(J)	2166	DELTA VISION SCHOOL	SCHOOL 1	3	1	2	1	1	2	13	13	142	157	335	
0870	DELTA COUNTY 50(J)	3330	GARNET MESA ELEMENTARY SCHOOL	KINDERG/	0	0	0	0	0	0	16	19	27	31	93	
0870	DELTA COUNTY 50(J)	3330	GARNET MESA ELEMENTARY SCHOOL	1ST	1	0	0	0	0	12	9	43	33	98		
0870	DELTA COUNTY 50(J)	3330	GARNET MESA ELEMENTARY SCHOOL	2ND	0	0	1	0	0	13	11	26	36	87		
0870	DELTA COUNTY 50(J)	3330	GARNET MESA ELEMENTARY SCHOOL	3RD	0	0	0	3	0	18	12	27	27	87		
0870	DELTA COUNTY 50(J)	3330	GARNET MESA ELEMENTARY SCHOOL	4TH	0	0	0	0	1	14	12	27	26	80		
0870	DELTA COUNTY 50(J)	3330	GARNET MESA ELEMENTARY SCHOOL	5TH	0	0	0	0	2	0	12	14	22	38	88	
0870	DELTA COUNTY 50(J)	3330	GARNET MESA ELEMENTARY SCHOOL	SCHOOL 1	1	0	1	3	3	0	85	77	172	191	533	
0870	DELTA COUNTY 50(J)	4124	HOTCHKISS ELEMENTARY SCHOOL	KINDERG/	1	1	0	0	0	3	3	10	14	32		
0870	DELTA COUNTY 50(J)	4124	HOTCHKISS ELEMENTARY SCHOOL	1ST	0	0	0	0	0	2	7	14	17	40		
0870	DELTA COUNTY 50(J)	4124	HOTCHKISS ELEMENTARY SCHOOL	2ND	0	0	0	0	1	5	2	7	19	34		
0870	DELTA COUNTY 50(J)	4124	HOTCHKISS ELEMENTARY SCHOOL	3RD	0	0	0	0	1	1	2	5	17	16	42	
0870	DELTA COUNTY 50(J)	4124	HOTCHKISS ELEMENTARY SCHOOL	4TH	0	0	0	0	0	2	6	18	15	41		
0870	DELTA COUNTY 50(J)	4124	HOTCHKISS ELEMENTARY SCHOOL	5TH	0	0	0	0	0	2	3	26	22	53		
0870	DELTA COUNTY 50(J)	4124	HOTCHKISS ELEMENTARY SCHOOL	6TH	0	0	1	1	1	4	4	19	19	50		
0870	DELTA COUNTY 50(J)	4124	HOTCHKISS ELEMENTARY SCHOOL	7TH	0	0	2	0	1	2	5	11	23	44		
0870	DELTA COUNTY 50(J)	4124	HOTCHKISS ELEMENTARY SCHOOL	8TH	0	0	1	1	0	3	6	23	27	61		
0870	DELTA COUNTY 50(J)	4124	HOTCHKISS ELEMENTARY SCHOOL	SCHOOL 1	1	1	4	2	3	25	41	145	172	397		
0870	DELTA COUNTY 50(J)	4128	HOTCHKISS HIGH SCHOOL	9TH	1	0	0	0	1	0	4	3	30	29	68	



COLORADO DEPARTMENT OF EDUCATION
FALL 2007 PUPIL MEMBERSHIP BY DISTRICT, SCHOOL, GRADE, RACE/ETHNICITY, AND GENDER

District Code	DISTRICT	School Code	SCHOOL	GRADE	AMERICAN INDIAN OR ALASKAN NATIVE	AMERICAN INDIAN OR ALASKAN NATIVE	ASIAN OR PACIFIC ISLANDER	ASIAN OR PACIFIC ISLANDER	BLACK (NOT HISPANIC)	BLACK (NOT HISPANIC)	HISPANIC	HISPANIC	WHITE (NOT HISPANIC)	WHITE (NOT HISPANIC)	Total	
					FEMALE	MALE	FEMALE	MALE	FEMALE	MALE	FEMALE	MALE	FEMALE	MALE		
0870	DELTA COUNTY 50(J)	4128	HOTCHKISS HIGH SCHOOL	10TH	0	0	0	1	0	1	3	4	24	32	65	
0870	DELTA COUNTY 50(J)	4128	HOTCHKISS HIGH SCHOOL	11TH	0	0	0	1	0	2	4	22	29	58		
0870	DELTA COUNTY 50(J)	4128	HOTCHKISS HIGH SCHOOL	12TH	0	1	0	0	0	1	0	39	26	67		
0870	DELTA COUNTY 50(J)	4128	HOTCHKISS HIGH SCHOOL	SCHOOL 1	1	1	0	2	1	10	11	115	116	258		
0870	DELTA COUNTY 50(J)	4182	CEDAREEDGE ELEMENTARY SCHOOL	KINDERG/	1	0	0	0	0	3	2	32	31	69		
0870	DELTA COUNTY 50(J)	4182	CEDAREEDGE ELEMENTARY SCHOOL	1ST	0	0	0	0	1	1	1	35	27	65		
0870	DELTA COUNTY 50(J)	4182	CEDAREEDGE ELEMENTARY SCHOOL	2ND	0	0	0	0	1	1	1	37	33	73		
0870	DELTA COUNTY 50(J)	4182	CEDAREEDGE ELEMENTARY SCHOOL	3RD	0	0	0	0	0	1	0	36	30	67		
0870	DELTA COUNTY 50(J)	4182	CEDAREEDGE ELEMENTARY SCHOOL	4TH	0	1	0	1	0	3	1	30	34	70		
0870	DELTA COUNTY 50(J)	4182	CEDAREEDGE ELEMENTARY SCHOOL	5TH	0	1	0	0	0	2	0	22	39	64		
0870	DELTA COUNTY 50(J)	4182	CEDAREEDGE ELEMENTARY SCHOOL	SCHOOL 1	1	2	0	1	0	2	11	5	192	194	408	
0870	DELTA COUNTY 50(J)	4965	LAMBORN VISION SCHOOL	KINDERG/	0	0	0	0	0	0	0	2	2	4		
0870	DELTA COUNTY 50(J)	4965	LAMBORN VISION SCHOOL	1ST	0	0	0	0	0	0	0	1	0	1		
0870	DELTA COUNTY 50(J)	4965	LAMBORN VISION SCHOOL	2ND	0	0	0	0	0	0	1	2	2	5		
0870	DELTA COUNTY 50(J)	4965	LAMBORN VISION SCHOOL	4TH	0	1	0	0	0	0	0	4	0	5		
0870	DELTA COUNTY 50(J)	4965	LAMBORN VISION SCHOOL	5TH	0	0	0	0	0	0	1	1	2	4		
0870	DELTA COUNTY 50(J)	4965	LAMBORN VISION SCHOOL	6TH	0	0	0	0	0	0	0	0	0	2		
0870	DELTA COUNTY 50(J)	4965	LAMBORN VISION SCHOOL	7TH	0	0	0	0	0	0	0	2	1	3		
0870	DELTA COUNTY 50(J)	4965	LAMBORN VISION SCHOOL	8TH	0	0	0	0	0	1	0	3	2	6		
0870	DELTA COUNTY 50(J)	4965	LAMBORN VISION SCHOOL	9TH	0	0	1	0	0	0	0	6	0	7		
0870	DELTA COUNTY 50(J)	4965	LAMBORN VISION SCHOOL	10TH	0	0	0	0	0	0	0	2	1	3		
0870	DELTA COUNTY 50(J)	4965	LAMBORN VISION SCHOOL	11TH	0	0	0	0	0	0	0	1	1	2		
0870	DELTA COUNTY 50(J)	4965	LAMBORN VISION SCHOOL	12TH	0	0	0	0	0	0	0	1	2	3		
0870	DELTA COUNTY 50(J)	4965	LAMBORN VISION SCHOOL	SCHOOL 1	0	1	0	0	0	0	1	2	25	15	45	
0870	DELTA COUNTY 50(J)	5154	LINCOLN ELEMENTARY SCHOOL	KINDERG/	0	0	0	0	0	0	14	14	32	35	95	
0870	DELTA COUNTY 50(J)	5154	LINCOLN ELEMENTARY SCHOOL	1ST	0	0	1	0	0	0	21	6	33	38	100	
0870	DELTA COUNTY 50(J)	5154	LINCOLN ELEMENTARY SCHOOL	2ND	0	0	0	0	0	0	9	15	26	29	80	
0870	DELTA COUNTY 50(J)	5154	LINCOLN ELEMENTARY SCHOOL	3RD	1	0	0	0	0	15	11	31	29	87		
0870	DELTA COUNTY 50(J)	5154	LINCOLN ELEMENTARY SCHOOL	4TH	0	0	0	0	0	9	19	38	23	89		
0870	DELTA COUNTY 50(J)	5154	LINCOLN ELEMENTARY SCHOOL	5TH	0	0	2	0	0	17	13	26	32	90		
0870	DELTA COUNTY 50(J)	5154	LINCOLN ELEMENTARY SCHOOL	SCHOOL 1	1	2	3	0	0	85	78	186	186	541		
0870	DELTA COUNTY 50(J)	6298	NORTH FORK MONTESSORI SCHOOL	PK	0	0	0	2	0	1	0	5	7	16		
0870	DELTA COUNTY 50(J)	6298	NORTH FORK MONTESSORI SCHOOL	KINDERG/	0	0	0	0	0	0	0	4	5	9		
0870	DELTA COUNTY 50(J)	6298	NORTH FORK MONTESSORI SCHOOL	1ST	0	0	0	0	0	0	0	4	6	10		
0870	DELTA COUNTY 50(J)	6298	NORTH FORK MONTESSORI SCHOOL	2ND	0	0	1	0	0	0	2	2	3	9		
0870	DELTA COUNTY 50(J)	6298	NORTH FORK MONTESSORI SCHOOL	3RD	0	0	0	0	0	0	0	3	3	6		
0870	DELTA COUNTY 50(J)	6298	NORTH FORK MONTESSORI SCHOOL	4TH	0	0	0	0	1	0	1	0	5	12		
0870	DELTA COUNTY 50(J)	6298	NORTH FORK MONTESSORI SCHOOL	5TH	0	0	0	0	0	0	0	2	9	11		
0870	DELTA COUNTY 50(J)	6298	NORTH FORK MONTESSORI SCHOOL	6TH	0	0	0	0	0	0	0	3	0	3		
0870	DELTA COUNTY 50(J)	6298	NORTH FORK MONTESSORI SCHOOL	SCHOOL 1	1	1	1	2	1	2	2	28	38	76		
0870	DELTA COUNTY 50(J)	6700	PAONIA ELEMENTARY SCHOOL	KINDERG/	0	0	0	0	1	0	0	1	15	11	28	
0870	DELTA COUNTY 50(J)	6700	PAONIA ELEMENTARY SCHOOL	1ST	0	0	0	0	0	1	2	20	20	43		
0870	DELTA COUNTY 50(J)	6700	PAONIA ELEMENTARY SCHOOL	2ND	0	0	0	0	0	0	3	16	17	36		
0870	DELTA COUNTY 50(J)	6700	PAONIA ELEMENTARY SCHOOL	3RD	1	0	0	0	0	2	4	18	24	49		
0870	DELTA COUNTY 50(J)	6700	PAONIA ELEMENTARY SCHOOL	4TH	0	0	0	0	0	1	1	26	17	45		
0870	DELTA COUNTY 50(J)	6700	PAONIA ELEMENTARY SCHOOL	5TH	0	0	0	1	0	0	3	14	17	36		
0870	DELTA COUNTY 50(J)	6700	PAONIA ELEMENTARY SCHOOL	6TH	0	1	0	0	0	0	1	9	24	35		
0870	DELTA COUNTY 50(J)	6700	PAONIA ELEMENTARY SCHOOL	SCHOOL 1	1	1	0	1	1	5	15	118	130	272		
0870	DELTA COUNTY 50(J)	6708	PAONIA HIGH SCHOOL	7TH	1	0	0	0	0	4	2	19	19	45		
0870	DELTA COUNTY 50(J)	6708	PAONIA HIGH SCHOOL	8TH	0	1	0	0	0	2	2	10	22	37		
0870	DELTA COUNTY 50(J)	6708	PAONIA HIGH SCHOOL	9TH	0	0	0	0	1	1	0	15	21	38		
0870	DELTA COUNTY 50(J)	6708	PAONIA HIGH SCHOOL	10TH	0	1	0	1	0	1	2	22	23	51		
0870	DELTA COUNTY 50(J)	6708	PAONIA HIGH SCHOOL	11TH	0	1	0	0	2	0	5	3	25	16	52	
0870	DELTA COUNTY 50(J)	6708	PAONIA HIGH SCHOOL	12TH	0	0	0	1	0	1	0	4	12	26	44	
0870	DELTA COUNTY 50(J)	6708	PAONIA HIGH SCHOOL	SCHOOL 1	1	3	0	2	2	3	13	13	103	127	267	
0870	DELTA COUNTY 50(J)	8419	SURFACE CREEK VISION SCHOOL	KINDERG/	0	0	0	0	0	0	0	3	1	4		
0870	DELTA COUNTY 50(J)	8419	SURFACE CREEK VISION SCHOOL	1ST	0	0	0	0	0	0	0	3	4	7		
0870	DELTA COUNTY 50(J)	8419	SURFACE CREEK VISION SCHOOL	2ND	0	0	0	0	0	0	0	4	7	11		
0870	DELTA COUNTY 50(J)	8419	SURFACE CREEK VISION SCHOOL	3RD	0	0	0	0	0	0	0	4	5	9		
0870	DELTA COUNTY 50(J)	8419	SURFACE CREEK VISION SCHOOL	4TH	0	0	0	0	0	0	0	7	5	12		
0870	DELTA COUNTY 50(J)	8419	SURFACE CREEK VISION SCHOOL	5TH	0	0	1	0	0	0	0	9	5	15		
0870	DELTA COUNTY 50(J)	8419	SURFACE CREEK VISION SCHOOL	6TH	0	0	0	0	0	0	0	10	8	18		
0870	DELTA COUNTY 50(J)	8419	SURFACE CREEK VISION SCHOOL	7TH	0	0	0	0	0	0	0	3	6	9		
0870	DELTA COUNTY 50(J)	8419	SURFACE CREEK VISION SCHOOL	8TH	0	0	0	0	0	0	0	8	5	13		
0870	DELTA COUNTY 50(J)	8419	SURFACE CREEK VISION SCHOOL	9TH	0	0	0	0	0	0	0	6	12	18		
0870	DELTA COUNTY 50(J)	8419	SURFACE CREEK VISION SCHOOL	10TH	0	0	0	0	0	0	0	5	8	13		
0870	DELTA COUNTY 50(J)	8419	SURFACE CREEK VISION SCHOOL	11TH	0	0	0	0	0	0	0	1	8	13	22	




COLORADO DEPARTMENT OF EDUCATION
FALL 2007 PUPIL MEMBERSHIP BY DISTRICT, SCHOOL, GRADE, RACE/ETHNICITY, AND GENDER

District Code	DISTRICT	School Code	SCHOOL	GRADE	AMERICAN INDIAN OR ALASKAN NATIVE	AMERICAN INDIAN OR ALASKAN NATIVE	ASIAN OR PACIFIC ISLANDER	ASIAN OR PACIFIC ISLANDER	BLACK (NOT HISPANIC)	BLACK (NOT HISPANIC)	HISPANIC	HISPANIC	WHITE (NOT HISPANIC)	WHITE (NOT HISPANIC)	Total
					FEMALE	MALE	FEMALE	MALE	FEMALE	MALE	FEMALE	MALE	FEMALE	MALE	
0870	DELTA COUNTY 50(J)	8419	SURFACE CREEK VISION SCHOOL	12TH	0	0	0	0	0	0	1	0	5	8	14
0870	DELTA COUNTY 50(J)	8419	SURFACE CREEK VISION SCHOOL	SCHOOL 1	0	0	1	0	0	0	1	1	75	87	165
0870	DELTA COUNTY 50(J)	9146	NORTH FORK VISION SCHOOL	KINDERG/	0	0	0	0	0	0	0	0	0	1	1
0870	DELTA COUNTY 50(J)	9146	NORTH FORK VISION SCHOOL	1ST	0	0	0	0	0	0	0	0	0	2	2
0870	DELTA COUNTY 50(J)	9146	NORTH FORK VISION SCHOOL	2ND	0	0	0	0	0	0	0	0	0	4	4
0870	DELTA COUNTY 50(J)	9146	NORTH FORK VISION SCHOOL	4TH	0	0	0	0	0	0	0	0	1	2	3
0870	DELTA COUNTY 50(J)	9146	NORTH FORK VISION SCHOOL	5TH	0	0	0	0	0	0	0	0	0	1	1
0870	DELTA COUNTY 50(J)	9146	NORTH FORK VISION SCHOOL	6TH	0	0	0	0	0	0	0	0	4	3	7
0870	DELTA COUNTY 50(J)	9146	NORTH FORK VISION SCHOOL	7TH	1	0	0	0	0	0	1	0	5	1	8
0870	DELTA COUNTY 50(J)	9146	NORTH FORK VISION SCHOOL	8TH	0	0	0	0	0	0	0	0	3	3	6
0870	DELTA COUNTY 50(J)	9146	NORTH FORK VISION SCHOOL	9TH	0	0	0	0	0	0	0	0	5	3	8
0870	DELTA COUNTY 50(J)	9146	NORTH FORK VISION SCHOOL	10TH	0	0	0	0	0	0	0	0	4	4	8
0870	DELTA COUNTY 50(J)	9146	NORTH FORK VISION SCHOOL	11TH	0	0	0	0	0	0	0	0	2	8	10
0870	DELTA COUNTY 50(J)	9146	NORTH FORK VISION SCHOOL	12TH	0	0	0	0	0	0	0	1	5	4	10
0870	DELTA COUNTY 50(J)	9146	NORTH FORK VISION SCHOOL	SCHOOL 1	1	0	0	0	0	0	1	1	29	36	68
0870	DELTA COUNTY 50(J)		DISTRICT TOTAL		27	24	21	17	20	21	475	510	2,071	2,253	5,439
0880	DENVER COUNTY 1	0010	ABRAHAM LINCOLN HIGH SCHOOL	9TH	2	2	8	6	3	2	228	247	7	14	519
0880	DENVER COUNTY 1	0010	ABRAHAM LINCOLN HIGH SCHOOL	10TH	4	3	5	10	6	4	180	170	2	9	393
0880	DENVER COUNTY 1	0010	ABRAHAM LINCOLN HIGH SCHOOL	11TH	1	2	6	14	2	4	135	126	12	5	307
0880	DENVER COUNTY 1	0010	ABRAHAM LINCOLN HIGH SCHOOL	12TH	1	5	8	8	5	9	156	180	6	8	386
0880	DENVER COUNTY 1	0010	ABRAHAM LINCOLN HIGH SCHOOL	SCHOOL 1	8	12	27	38	16	19	699	723	27	36	1,605
0880	DENVER COUNTY 1	0040	RIDGE VIEW ACADEMY CHARTER SCHOOL	9TH	0	5	0	1	31	10	83	3	68	202	
0880	DENVER COUNTY 1	0040	RIDGE VIEW ACADEMY CHARTER SCHOOL	10TH	0	2	1	2	1	27	6	49	3	32	123
0880	DENVER COUNTY 1	0040	RIDGE VIEW ACADEMY CHARTER SCHOOL	11TH	0	3	0	0	3	19	0	19	4	13	61
0880	DENVER COUNTY 1	0040	RIDGE VIEW ACADEMY CHARTER SCHOOL	12TH	0	2	1	1	1	11	2	14	5	18	55
0880	DENVER COUNTY 1	0040	RIDGE VIEW ACADEMY CHARTER SCHOOL	SCHOOL 1	0	12	2	4	6	88	18	165	15	131	441
0880	DENVER COUNTY 1	0067	ACADEMY OF URBAN LEARNING	9TH	0	0	0	0	1	0	0	4	0	2	7
0880	DENVER COUNTY 1	0067	ACADEMY OF URBAN LEARNING	10TH	0	0	0	0	3	2	1	5	2	3	16
0880	DENVER COUNTY 1	0067	ACADEMY OF URBAN LEARNING	11TH	0	0	0	0	6	4	6	4	4	4	28
0880	DENVER COUNTY 1	0067	ACADEMY OF URBAN LEARNING	12TH	0	0	0	0	7	2	3	2	2	2	18
0880	DENVER COUNTY 1	0067	ACADEMY OF URBAN LEARNING	SCHOOL 1	0	0	0	0	17	8	10	15	8	11	69
0880	DENVER COUNTY 1	0133	EMERSON STREET SCHOOL	7TH	0	0	0	0	2	0	2	0	1	1	6
0880	DENVER COUNTY 1	0133	EMERSON STREET SCHOOL	8TH	0	0	0	0	1	0	1	2	0	1	5
0880	DENVER COUNTY 1	0133	EMERSON STREET SCHOOL	9TH	0	0	0	0	1	3	1	6	0	0	11
0880	DENVER COUNTY 1	0133	EMERSON STREET SCHOOL	10TH	0	1	0	0	1	6	3	4	0	0	15
0880	DENVER COUNTY 1	0133	EMERSON STREET SCHOOL	11TH	0	0	0	0	2	0	3	0	0	0	5
0880	DENVER COUNTY 1	0133	EMERSON STREET SCHOOL	SCHOOL 1	0	1	0	0	3	13	5	17	1	2	42
0880	DENVER COUNTY 1	0220	AMESSE ELEMENTARY SCHOOL	PK	0	0	1	0	3	3	11	14	1	0	33
0880	DENVER COUNTY 1	0220	AMESSE ELEMENTARY SCHOOL	HALF DAY	0	0	0	0	1	1	5	4	0	0	11
0880	DENVER COUNTY 1	0220	AMESSE ELEMENTARY SCHOOL	KINDERG/	0	0	1	0	7	10	19	30	0	0	67
0880	DENVER COUNTY 1	0220	AMESSE ELEMENTARY SCHOOL	1ST	0	0	0	1	10	9	32	35	2	5	94
0880	DENVER COUNTY 1	0220	AMESSE ELEMENTARY SCHOOL	2ND	0	0	0	0	10	14	26	37	1	6	94
0880	DENVER COUNTY 1	0220	AMESSE ELEMENTARY SCHOOL	3RD	0	0	0	2	11	16	29	34	0	0	92
0880	DENVER COUNTY 1	0220	AMESSE ELEMENTARY SCHOOL	4TH	0	1	0	0	5	12	16	17	2	1	54
0880	DENVER COUNTY 1	0220	AMESSE ELEMENTARY SCHOOL	5TH	0	0	1	0	10	4	20	25	0	2	62
0880	DENVER COUNTY 1	0220	AMESSE ELEMENTARY SCHOOL	SCHOOL 1	0	1	3	3	57	69	158	196	6	14	507
0880	DENVER COUNTY 1	0388	ASBURY ELEMENTARY SCHOOL	PK	0	2	1	0	1	4	6	10	4	6	34
0880	DENVER COUNTY 1	0388	ASBURY ELEMENTARY SCHOOL	HALF DAY	0	0	0	1	0	0	0	0	0	0	1
0880	DENVER COUNTY 1	0388	ASBURY ELEMENTARY SCHOOL	KINDERG/	0	0	0	2	1	1	11	6	15	11	47
0880	DENVER COUNTY 1	0388	ASBURY ELEMENTARY SCHOOL	1ST	0	2	2	1	2	7	8	6	14	43	
0880	DENVER COUNTY 1	0388	ASBURY ELEMENTARY SCHOOL	2ND	1	1	3	0	2	2	7	10	19	11	56
0880	DENVER COUNTY 1	0388	ASBURY ELEMENTARY SCHOOL	3RD	0	1	1	0	2	6	16	8	15	49	
0880	DENVER COUNTY 1	0388	ASBURY ELEMENTARY SCHOOL	4TH	1	1	0	2	0	3	12	7	14	14	54
0880	DENVER COUNTY 1	0388	ASBURY ELEMENTARY SCHOOL	5TH	0	2	1	0	2	0	7	7	4	9	32
0880	DENVER COUNTY 1	0388	ASBURY ELEMENTARY SCHOOL	SCHOOL 1	2	9	8	6	7	14	56	64	70	80	316
0880	DENVER COUNTY 1	0408	VALDEZ ELEMENTARY SCHOOL	PK	0	0	0	0	0	0	20	20	13	13	66
0880	DENVER COUNTY 1	0408	VALDEZ ELEMENTARY SCHOOL	KINDERG/	0	1	0	0	0	0	20	30	6	5	62
0880	DENVER COUNTY 1	0408	VALDEZ ELEMENTARY SCHOOL	1ST	1	0	0	0	0	1	25	21	5	5	58
0880	DENVER COUNTY 1	0408	VALDEZ ELEMENTARY SCHOOL	2ND	0	0	0	0	0	0	27	26	0	1	54
0880	DENVER COUNTY 1	0408	VALDEZ ELEMENTARY SCHOOL	3RD	1	2	0	0	1	0	30	13	2	3	52
0880	DENVER COUNTY 1	0408	VALDEZ ELEMENTARY SCHOOL	4TH	0	0	0	0	0	4	24	11	0	1	40
0880	DENVER COUNTY 1	0408	VALDEZ ELEMENTARY SCHOOL	5TH	0	0	0	0	0	2	20	25	2	4	53
0880	DENVER COUNTY 1	0408	VALDEZ ELEMENTARY SCHOOL	SCHOOL 1	2	3	0	0	1	7	166	146	28	32	385
0880	DENVER COUNTY 1	0418	ASHLEY ELEMENTARY SCHOOL	PK	0	1	1	0	9	7	21	25	3	5	72
0880	DENVER COUNTY 1	0418	ASHLEY ELEMENTARY SCHOOL	KINDERG/	0	0	0	0	5	1	19	19	1	4	49
0880	DENVER COUNTY 1	0418	ASHLEY ELEMENTARY SCHOOL	1ST	0	0	0	0	6	7	9	20	3	3	48
0880	DENVER COUNTY 1	0418	ASHLEY ELEMENTARY SCHOOL	2ND	1	0	0	0	2	7	17	17	1	1	46


COLORADO DEPARTMENT OF EDUCATION
FALL 2007 PUPIL MEMBERSHIP BY DISTRICT, SCHOOL, GRADE, RACE/ETHNICITY, AND GENDER

District Code	DISTRICT	School Code	SCHOOL	GRADE	AMERICAN INDIAN OR ALASKAN NATIVE	AMERICAN INDIAN OR ALASKAN NATIVE	ASIAN OR PACIFIC ISLANDER	ASIAN OR PACIFIC ISLANDER	BLACK (NOT HISPANIC)	BLACK (NOT HISPANIC)	HISPANIC	HISPANIC	WHITE (NOT HISPANIC)	WHITE (NOT HISPANIC)	Total
					FEMALE	MALE	FEMALE	MALE	FEMALE	MALE	FEMALE	MALE	FEMALE	MALE	
0880	DENVER COUNTY 1	0418	ASHLEY ELEMENTARY SCHOOL	3RD	0	0	0	0	7	3	17	14	1	2	44
0880	DENVER COUNTY 1	0418	ASHLEY ELEMENTARY SCHOOL	4TH	0	0	0	1	6	7	10	17	2	1	44
0880	DENVER COUNTY 1	0418	ASHLEY ELEMENTARY SCHOOL	5TH	0	0	0	0	6	5	14	19	2	4	50
0880	DENVER COUNTY 1	0418	ASHLEY ELEMENTARY SCHOOL	SCHOOL 1	1	1	1	1	41	37	107	131	13	20	353
0880	DENVER COUNTY 1	0520	BARNUM ELEMENTARY SCHOOL	PK	0	0	0	0	0	0	22	13	0	0	35
0880	DENVER COUNTY 1	0520	BARNUM ELEMENTARY SCHOOL	HALF DAY	0	0	0	0	0	1	15	16	1	0	33
0880	DENVER COUNTY 1	0520	BARNUM ELEMENTARY SCHOOL	KINDERG/	0	1	0	0	0	0	16	27	1	0	45
0880	DENVER COUNTY 1	0520	BARNUM ELEMENTARY SCHOOL	1ST	2	0	0	0	0	1	37	36	0	1	77
0880	DENVER COUNTY 1	0520	BARNUM ELEMENTARY SCHOOL	2ND	0	1	0	0	1	0	40	32	1	3	78
0880	DENVER COUNTY 1	0520	BARNUM ELEMENTARY SCHOOL	3RD	1	0	0	0	0	1	31	45	0	0	78
0880	DENVER COUNTY 1	0520	BARNUM ELEMENTARY SCHOOL	4TH	0	0	0	0	0	0	47	44	0	2	93
0880	DENVER COUNTY 1	0520	BARNUM ELEMENTARY SCHOOL	5TH	0	0	0	0	1	0	24	24	0	1	50
0880	DENVER COUNTY 1	0520	BARNUM ELEMENTARY SCHOOL	SCHOOL 1	3	2	0	0	2	3	232	237	3	7	489
0880	DENVER COUNTY 1	0540	BARRETT ELEMENTARY SCHOOL	PK	0	1	1	0	4	8	9	11	1	2	37
0880	DENVER COUNTY 1	0540	BARRETT ELEMENTARY SCHOOL	HALF DAY	0	0	0	0	3	2	0	4	0	1	10
0880	DENVER COUNTY 1	0540	BARRETT ELEMENTARY SCHOOL	KINDERG/	0	1	0	0	6	10	14	9	1	1	42
0880	DENVER COUNTY 1	0540	BARRETT ELEMENTARY SCHOOL	1ST	0	0	1	0	3	10	9	9	1	2	35
0880	DENVER COUNTY 1	0540	BARRETT ELEMENTARY SCHOOL	2ND	0	0	1	0	6	10	7	11	1	0	36
0880	DENVER COUNTY 1	0540	BARRETT ELEMENTARY SCHOOL	3RD	0	1	0	1	12	10	9	7	0	1	41
0880	DENVER COUNTY 1	0540	BARRETT ELEMENTARY SCHOOL	4TH	0	0	1	0	4	9	7	3	0	2	26
0880	DENVER COUNTY 1	0540	BARRETT ELEMENTARY SCHOOL	5TH	0	0	0	0	5	6	4	8	0	0	23
0880	DENVER COUNTY 1	0540	BARRETT ELEMENTARY SCHOOL	SCHOOL 1	0	3	4	1	43	65	59	62	4	9	250
0880	DENVER COUNTY 1	0650	BEACH COURT ELEMENTARY SCHOOL	PK	0	0	0	0	0	0	13	19	0	0	32
0880	DENVER COUNTY 1	0650	BEACH COURT ELEMENTARY SCHOOL	HALF DAY	0	0	0	0	0	1	11	11	2	0	25
0880	DENVER COUNTY 1	0650	BEACH COURT ELEMENTARY SCHOOL	KINDERG/	0	0	0	0	0	0	16	9	0	0	25
0880	DENVER COUNTY 1	0650	BEACH COURT ELEMENTARY SCHOOL	1ST	0	0	0	0	1	0	19	22	1	1	45
0880	DENVER COUNTY 1	0650	BEACH COURT ELEMENTARY SCHOOL	2ND	0	2	0	0	1	1	18	18	0	0	40
0880	DENVER COUNTY 1	0650	BEACH COURT ELEMENTARY SCHOOL	3RD	1	0	0	0	2	0	24	27	0	0	54
0880	DENVER COUNTY 1	0650	BEACH COURT ELEMENTARY SCHOOL	4TH	0	0	0	0	0	0	15	32	1	1	49
0880	DENVER COUNTY 1	0650	BEACH COURT ELEMENTARY SCHOOL	5TH	0	0	0	0	1	0	20	16	0	0	37
0880	DENVER COUNTY 1	0650	BEACH COURT ELEMENTARY SCHOOL	SCHOOL 1	2	2	0	0	5	2	136	154	4	2	307
0880	DENVER COUNTY 1	0964	BRADLEY ELEMENTARY SCHOOL	PK	1	0	3	1	0	3	3	7	5	12	36
0880	DENVER COUNTY 1	0964	BRADLEY ELEMENTARY SCHOOL	HALF DAY	0	0	0	0	4	6	5	6	13	10	44
0880	DENVER COUNTY 1	0964	BRADLEY ELEMENTARY SCHOOL	KINDERG/	0	0	1	4	2	1	3	10	11	12	44
0880	DENVER COUNTY 1	0964	BRADLEY ELEMENTARY SCHOOL	1ST	0	1	1	0	7	5	7	5	26	22	75
0880	DENVER COUNTY 1	0964	BRADLEY ELEMENTARY SCHOOL	2ND	1	0	0	0	5	5	5	6	11	13	46
0880	DENVER COUNTY 1	0964	BRADLEY ELEMENTARY SCHOOL	3RD	0	1	0	0	2	6	4	7	13	12	45
0880	DENVER COUNTY 1	0964	BRADLEY ELEMENTARY SCHOOL	4TH	0	0	1	0	5	5	7	10	11	11	44
0880	DENVER COUNTY 1	0964	BRADLEY ELEMENTARY SCHOOL	5TH	0	1	1	0	2	5	7	6	7	14	43
0880	DENVER COUNTY 1	0964	BRADLEY ELEMENTARY SCHOOL	SCHOOL 1	3	4	5	4	30	36	39	54	96	106	377
0880	DENVER COUNTY 1	1056	BROMWELL ELEMENTARY SCHOOL	KINDERG/	0	0	3	1	2	0	2	1	23	23	55
0880	DENVER COUNTY 1	1056	BROMWELL ELEMENTARY SCHOOL	1ST	0	0	1	2	0	0	0	0	21	28	53
0880	DENVER COUNTY 1	1056	BROMWELL ELEMENTARY SCHOOL	2ND	0	0	1	3	0	3	1	4	19	22	53
0880	DENVER COUNTY 1	1056	BROMWELL ELEMENTARY SCHOOL	3RD	0	0	3	1	0	1	0	2	21	30	58
0880	DENVER COUNTY 1	1056	BROMWELL ELEMENTARY SCHOOL	4TH	0	0	2	1	0	1	2	0	23	24	53
0880	DENVER COUNTY 1	1056	BROMWELL ELEMENTARY SCHOOL	5TH	0	0	3	1	0	1	0	2	20	24	51
0880	DENVER COUNTY 1	1056	BROMWELL ELEMENTARY SCHOOL	SCHOOL 1	0	0	13	9	2	7	5	9	127	151	323
0880	DENVER COUNTY 1	1076	BROWN ELEMENTARY SCHOOL	PK	0	3	2	0	0	0	13	8	8	2	36
0880	DENVER COUNTY 1	1076	BROWN ELEMENTARY SCHOOL	HALF DAY	0	0	2	0	0	0	5	3	2	1	13
0880	DENVER COUNTY 1	1076	BROWN ELEMENTARY SCHOOL	KINDERG/	4	0	2	0	0	1	9	10	9	8	43
0880	DENVER COUNTY 1	1076	BROWN ELEMENTARY SCHOOL	1ST	6	1	0	2	0	0	18	16	9	5	57
0880	DENVER COUNTY 1	1076	BROWN ELEMENTARY SCHOOL	2ND	2	5	1	2	0	0	12	16	6	8	52
0880	DENVER COUNTY 1	1076	BROWN ELEMENTARY SCHOOL	3RD	0	2	1	2	1	1	24	16	8	5	60
0880	DENVER COUNTY 1	1076	BROWN ELEMENTARY SCHOOL	4TH	2	1	4	3	0	1	18	23	1	1	54
0880	DENVER COUNTY 1	1076	BROWN ELEMENTARY SCHOOL	5TH	1	1	1	1	0	2	13	17	4	3	43
0880	DENVER COUNTY 1	1076	BROWN ELEMENTARY SCHOOL	SCHOOL 1	15	13	13	10	1	5	112	109	47	33	358
0880	DENVER COUNTY 1	1106	BRYANT WEBSTER K-8 SCHOOL	PK	0	0	0	0	0	0	11	12	1	2	26
0880	DENVER COUNTY 1	1106	BRYANT WEBSTER K-8 SCHOOL	KINDERG/	0	0	0	0	0	0	21	27	3	1	52
0880	DENVER COUNTY 1	1106	BRYANT WEBSTER K-8 SCHOOL	1ST	1	0	0	0	0	0	21	31	2	1	56
0880	DENVER COUNTY 1	1106	BRYANT WEBSTER K-8 SCHOOL	2ND	0	0	0	0	0	0	22	30	0	0	52
0880	DENVER COUNTY 1	1106	BRYANT WEBSTER K-8 SCHOOL	3RD	0	1	0	0	0	1	30	28	1	2	63
0880	DENVER COUNTY 1	1106	BRYANT WEBSTER K-8 SCHOOL	4TH	2	0	0	0	1	0	23	26	0	2	54
0880	DENVER COUNTY 1	1106	BRYANT WEBSTER K-8 SCHOOL	5TH	3	0	0	0	0	1	23	25	0	0	52
0880	DENVER COUNTY 1	1106	BRYANT WEBSTER K-8 SCHOOL	6TH	0	0	0	0	0	0	25	26	1	1	53
0880	DENVER COUNTY 1	1106	BRYANT WEBSTER K-8 SCHOOL	7TH	0	0	0	0	0	0	25	14	0	0	39
0880	DENVER COUNTY 1	1106	BRYANT WEBSTER K-8 SCHOOL	8TH	0	0	1	0	0	0	12	29	0	1	43
0880	DENVER COUNTY 1	1106	BRYANT WEBSTER K-8 SCHOOL	SCHOOL 1	6	1	1	0	1	2	213	248	8	10	490




COLORADO DEPARTMENT OF EDUCATION
FALL 2007 PUPIL MEMBERSHIP BY DISTRICT, SCHOOL, GRADE, RACE/ETHNICITY, AND GENDER

District Code	DISTRICT	School Code	SCHOOL	GRADE	AMERICAN INDIAN OR ALASKAN NATIVE	AMERICAN INDIAN OR ALASKAN NATIVE	ASIAN OR PACIFIC ISLANDER	ASIAN OR PACIFIC ISLANDER	BLACK (NOT HISPANIC)	BLACK (NOT HISPANIC)	HISPANIC	HISPANIC	WHITE (NOT HISPANIC)	WHITE (NOT HISPANIC)	Total
					FEMALE	MALE	FEMALE	MALE	FEMALE	MALE	FEMALE	MALE	FEMALE	MALE	
0880	DENVER COUNTY 1	1319	FRED N THOMAS CAREER EDUCATION CENTER	9TH	0	0	0	2	3	5	56	49	6	3	124
0880	DENVER COUNTY 1	1319	FRED N THOMAS CAREER EDUCATION CENTER	10TH	0	1	1	0	7	1	50	29	6	3	98
0880	DENVER COUNTY 1	1319	FRED N THOMAS CAREER EDUCATION CENTER	11TH	0	0	4	1	5	5	37	19	2	8	81
0880	DENVER COUNTY 1	1319	FRED N THOMAS CAREER EDUCATION CENTER	12TH	1	1	1	0	2	2	30	17	9	5	68
0880	DENVER COUNTY 1	1319	FRED N THOMAS CAREER EDUCATION CENTER	SCHOOL 1	1	2	6	3	17	13	173	114	23	19	371
0880	DENVER COUNTY 1	1324	CARSON ELEMENTARY SCHOOL	PK	0	1	0	1	0	3	4	2	7	10	28
0880	DENVER COUNTY 1	1324	CARSON ELEMENTARY SCHOOL	HALF DAY	0	0	0	0	0	1	3	1	1	6	6
0880	DENVER COUNTY 1	1324	CARSON ELEMENTARY SCHOOL	KINDERG/	0	1	1	1	2	1	5	28	25	65	65
0880	DENVER COUNTY 1	1324	CARSON ELEMENTARY SCHOOL	1ST	0	0	3	3	5	2	2	2	18	18	53
0880	DENVER COUNTY 1	1324	CARSON ELEMENTARY SCHOOL	2ND	0	0	4	2	3	4	2	3	17	17	52
0880	DENVER COUNTY 1	1324	CARSON ELEMENTARY SCHOOL	3RD	1	0	3	0	2	5	6	4	11	13	45
0880	DENVER COUNTY 1	1324	CARSON ELEMENTARY SCHOOL	4TH	0	1	1	1	3	7	5	5	10	22	55
0880	DENVER COUNTY 1	1324	CARSON ELEMENTARY SCHOOL	5TH	0	0	1	3	2	2	2	3	9	12	34
0880	DENVER COUNTY 1	1324	CARSON ELEMENTARY SCHOOL	SCHOOL 1	1	3	13	11	17	24	23	27	101	118	338
0880	DENVER COUNTY 1	1400	CENTENNIAL K-8 SCHOOL	PK	1	0	1	0	0	0	15	12	1	3	33
0880	DENVER COUNTY 1	1400	CENTENNIAL K-8 SCHOOL	KINDERG/	0	2	1	0	1	1	18	16	7	5	51
0880	DENVER COUNTY 1	1400	CENTENNIAL K-8 SCHOOL	1ST	1	4	1	1	0	0	19	27	9	10	72
0880	DENVER COUNTY 1	1400	CENTENNIAL K-8 SCHOOL	2ND	1	1	0	2	0	0	30	24	6	4	68
0880	DENVER COUNTY 1	1400	CENTENNIAL K-8 SCHOOL	3RD	2	0	0	0	1	22	21	6	5	57	57
0880	DENVER COUNTY 1	1400	CENTENNIAL K-8 SCHOOL	4TH	2	0	0	1	2	1	26	33	1	5	71
0880	DENVER COUNTY 1	1400	CENTENNIAL K-8 SCHOOL	5TH	0	0	1	0	0	0	28	21	6	4	60
0880	DENVER COUNTY 1	1400	CENTENNIAL K-8 SCHOOL	6TH	0	0	0	0	0	1	20	24	5	1	51
0880	DENVER COUNTY 1	1400	CENTENNIAL K-8 SCHOOL	7TH	0	3	0	0	0	1	25	14	4	6	53
0880	DENVER COUNTY 1	1400	CENTENNIAL K-8 SCHOOL	8TH	0	0	0	0	0	0	12	23	3	5	43
0880	DENVER COUNTY 1	1400	CENTENNIAL K-8 SCHOOL	SCHOOL 1	7	10	4	4	3	5	215	215	48	48	559
0880	DENVER COUNTY 1	1528	CHELtenham ELEMENTARY SCHOOL	PK	0	0	0	0	0	1	17	16	0	1	35
0880	DENVER COUNTY 1	1528	CHELtenham ELEMENTARY SCHOOL	HALF DAY	0	0	0	0	0	3	1	16	19	2	43
0880	DENVER COUNTY 1	1528	CHELtenham ELEMENTARY SCHOOL	KINDERG/	0	0	0	0	2	1	14	26	3	0	46
0880	DENVER COUNTY 1	1528	CHELtenham ELEMENTARY SCHOOL	1ST	0	0	0	0	3	3	29	27	2	1	66
0880	DENVER COUNTY 1	1528	CHELtenham ELEMENTARY SCHOOL	2ND	1	0	0	1	3	1	35	33	4	5	82
0880	DENVER COUNTY 1	1528	CHELtenham ELEMENTARY SCHOOL	3RD	1	0	0	0	1	3	23	25	1	2	56
0880	DENVER COUNTY 1	1528	CHELtenham ELEMENTARY SCHOOL	4TH	0	0	1	0	3	2	32	28	4	2	72
0880	DENVER COUNTY 1	1528	CHELtenham ELEMENTARY SCHOOL	5TH	0	1	0	0	2	1	26	28	0	1	59
0880	DENVER COUNTY 1	1528	CHELtenham ELEMENTARY SCHOOL	SCHOOL 1	1	2	1	1	17	13	192	202	16	14	459
0880	DENVER COUNTY 1	1606	CHALLENGES, CHOICES & IMAGES CHARTER SCHOOL	KINDERG/	0	0	1	0	17	18	4	1	1	2	44
0880	DENVER COUNTY 1	1606	CHALLENGES, CHOICES & IMAGES CHARTER SCHOOL	1ST	0	0	0	0	12	20	1	1	4	1	39
0880	DENVER COUNTY 1	1606	CHALLENGES, CHOICES & IMAGES CHARTER SCHOOL	2ND	0	0	0	0	21	31	1	2	0	2	57
0880	DENVER COUNTY 1	1606	CHALLENGES, CHOICES & IMAGES CHARTER SCHOOL	3RD	0	1	1	0	21	18	4	1	0	0	46
0880	DENVER COUNTY 1	1606	CHALLENGES, CHOICES & IMAGES CHARTER SCHOOL	4TH	0	0	0	0	19	22	1	1	0	0	43
0880	DENVER COUNTY 1	1606	CHALLENGES, CHOICES & IMAGES CHARTER SCHOOL	5TH	1	1	0	2	11	3	1	0	2	32	32
0880	DENVER COUNTY 1	1606	CHALLENGES, CHOICES & IMAGES CHARTER SCHOOL	6TH	0	0	0	0	22	24	4	2	1	0	53
0880	DENVER COUNTY 1	1606	CHALLENGES, CHOICES & IMAGES CHARTER SCHOOL	7TH	0	0	0	0	19	26	2	4	1	0	52
0880	DENVER COUNTY 1	1606	CHALLENGES, CHOICES & IMAGES CHARTER SCHOOL	8TH	0	0	0	0	31	34	1	2	0	1	69
0880	DENVER COUNTY 1	1606	CHALLENGES, CHOICES & IMAGES CHARTER SCHOOL	9TH	0	1	0	0	17	30	4	2	4	4	62
0880	DENVER COUNTY 1	1606	CHALLENGES, CHOICES & IMAGES CHARTER SCHOOL	10TH	0	0	0	0	22	23	0	0	0	0	45
0880	DENVER COUNTY 1	1606	CHALLENGES, CHOICES & IMAGES CHARTER SCHOOL	11TH	0	0	0	0	29	19	1	1	0	0	50
0880	DENVER COUNTY 1	1606	CHALLENGES, CHOICES & IMAGES CHARTER SCHOOL	12TH	0	0	1	0	20	21	0	0	2	1	45
0880	DENVER COUNTY 1	1606	CHALLENGES, CHOICES & IMAGES CHARTER SCHOOL	SCHOOL 1	1	3	3	2	261	297	26	18	13	13	637
0880	DENVER COUNTY 1	1748	COLORADO HIGH SCHOOL	10TH	1	0	1	0	12	11	30	20	7	5	87
0880	DENVER COUNTY 1	1748	COLORADO HIGH SCHOOL	11TH	0	0	1	0	11	11	21	20	6	3	73
0880	DENVER COUNTY 1	1748	COLORADO HIGH SCHOOL	12TH	1	0	0	0	4	3	4	3	1	2	18
0880	DENVER COUNTY 1	1748	COLORADO HIGH SCHOOL	SCHOOL 1	2	0	2	0	27	25	55	43	14	10	178
0880	DENVER COUNTY 1	1774	COLFAX ELEMENTARY SCHOOL	PK	0	0	0	1	2	1	37	22	1	2	66
0880	DENVER COUNTY 1	1774	COLFAX ELEMENTARY SCHOOL	HALF DAY	0	0	0	0	0	0	3	5	0	0	8
0880	DENVER COUNTY 1	1774	COLFAX ELEMENTARY SCHOOL	KINDERG/	0	2	0	0	3	2	16	22	3	2	50
0880	DENVER COUNTY 1	1774	COLFAX ELEMENTARY SCHOOL	1ST	1	0	0	1	1	1	19	22	2	0	47
0880	DENVER COUNTY 1	1774	COLFAX ELEMENTARY SCHOOL	2ND	0	0	0	0	1	1	23	19	0	3	46
0880	DENVER COUNTY 1	1774	COLFAX ELEMENTARY SCHOOL	3RD	0	0	0	0	1	1	30	10	1	4	47
0880	DENVER COUNTY 1	1774	COLFAX ELEMENTARY SCHOOL	4TH	0	0	0	1	2	2	21	20	2	0	48
0880	DENVER COUNTY 1	1774	COLFAX ELEMENTARY SCHOOL	5TH	0	0	0	0	1	1	16	14	1	0	33
0880	DENVER COUNTY 1	1774	COLFAX ELEMENTARY SCHOOL	SCHOOL 1	1	2	0	3	10	9	165	134	10	11	345
0880	DENVER COUNTY 1	1788	COLLEGE VIEW ELEMENTARY SCHOOL	PK	0	1	4	3	2	1	25	15	1	0	52
0880	DENVER COUNTY 1	1788	COLLEGE VIEW ELEMENTARY SCHOOL	HALF DAY	0	1	0	0	1	2	13	12	2	0	31
0880	DENVER COUNTY 1	1788	COLLEGE VIEW ELEMENTARY SCHOOL	KINDERG/	0	0	3	3	1	1	22	16	1	0	47
0880	DENVER COUNTY 1	1788	COLLEGE VIEW ELEMENTARY SCHOOL	1ST	1	1	1	1	0	2	26	25	0	1	58
0880	DENVER COUNTY 1	1788	COLLEGE VIEW ELEMENTARY SCHOOL	2ND	0	3	4	4	2	1	26	28	1	2	71
0880	DENVER COUNTY 1	1788	COLLEGE VIEW ELEMENTARY SCHOOL	3RD	2	1	3	2	0	1	20	22	1	1	53




COLORADO DEPARTMENT OF EDUCATION
FALL 2007 PUPIL MEMBERSHIP BY DISTRICT, SCHOOL, GRADE, RACE/ETHNICITY, AND GENDER

District Code	DISTRICT	School Code	SCHOOL	GRADE	AMERICAN INDIAN OR ALASKAN NATIVE	AMERICAN INDIAN OR ALASKAN NATIVE	ASIAN OR PACIFIC ISLANDER	ASIAN OR PACIFIC ISLANDER	BLACK (NOT HISPANIC)	BLACK (NOT HISPANIC)	HISPANIC	HISPANIC	WHITE (NOT HISPANIC)	WHITE (NOT HISPANIC)	Total
					FEMALE	MALE	FEMALE	MALE	FEMALE	MALE	FEMALE	MALE	FEMALE	MALE	
0880	DENVER COUNTY 1	1788	COLLEGE VIEW ELEMENTARY SCHOOL	4TH	1	1	3	7	1	0	15	24	1	2	55
0880	DENVER COUNTY 1	1788	COLLEGE VIEW ELEMENTARY SCHOOL	5TH	1	4	3	3	0	0	27	25	1	1	65
0880	DENVER COUNTY 1	1788	COLLEGE VIEW ELEMENTARY SCHOOL	SCHOOL 1	5	12	21	23	7	8	174	167	8	7	432
0880	DENVER COUNTY 1	1816	COLUMBIAN ELEMENTARY SCHOOL	PK	0	0	0	0	1	0	28	22	1	2	54
0880	DENVER COUNTY 1	1816	COLUMBIAN ELEMENTARY SCHOOL	KINDERG/	0	0	0	0	1	0	18	13	3	3	38
0880	DENVER COUNTY 1	1816	COLUMBIAN ELEMENTARY SCHOOL	1ST	1	1	0	0	0	1	16	25	0	1	45
0880	DENVER COUNTY 1	1816	COLUMBIAN ELEMENTARY SCHOOL	2ND	0	0	0	0	0	1	19	21	1	2	44
0880	DENVER COUNTY 1	1816	COLUMBIAN ELEMENTARY SCHOOL	3RD	0	0	0	0	1	2	18	13	0	2	36
0880	DENVER COUNTY 1	1816	COLUMBIAN ELEMENTARY SCHOOL	4TH	0	0	0	0	1	0	12	18	2	1	34
0880	DENVER COUNTY 1	1816	COLUMBIAN ELEMENTARY SCHOOL	5TH	0	0	0	0	0	1	10	20	1	0	32
0880	DENVER COUNTY 1	1816	COLUMBIAN ELEMENTARY SCHOOL	SCHOOL 1	1	1	0	0	4	5	121	132	8	11	283
0880	DENVER COUNTY 1	1846	COLUMBINE ELEMENTARY SCHOOL	PK	0	0	0	0	15	5	8	4	0	2	34
0880	DENVER COUNTY 1	1846	COLUMBINE ELEMENTARY SCHOOL	KINDERG/	0	0	0	0	12	9	11	10	0	1	43
0880	DENVER COUNTY 1	1846	COLUMBINE ELEMENTARY SCHOOL	1ST	1	0	1	0	12	10	6	18	1	0	49
0880	DENVER COUNTY 1	1846	COLUMBINE ELEMENTARY SCHOOL	2ND	0	1	0	0	3	12	8	13	0	1	38
0880	DENVER COUNTY 1	1846	COLUMBINE ELEMENTARY SCHOOL	3RD	0	0	0	0	7	7	7	13	1	0	35
0880	DENVER COUNTY 1	1846	COLUMBINE ELEMENTARY SCHOOL	4TH	1	0	0	0	6	9	13	7	1	0	37
0880	DENVER COUNTY 1	1846	COLUMBINE ELEMENTARY SCHOOL	5TH	1	1	0	0	6	11	4	8	0	0	31
0880	DENVER COUNTY 1	1846	COLUMBINE ELEMENTARY SCHOOL	6TH	0	0	0	0	6	6	6	10	0	0	30
0880	DENVER COUNTY 1	1846	COLUMBINE ELEMENTARY SCHOOL	SCHOOL 1*	3	2	1	0	69	69	63	83	3	4	297
0880	DENVER COUNTY 1	1866	ACE COMMUNITY CHALLENGE CHARTER SCHOOL	8TH	0	0	0	0	1	0	3	5	0	0	9
0880	DENVER COUNTY 1	1866	ACE COMMUNITY CHALLENGE CHARTER SCHOOL	9TH	1	1	0	0	0	3	39	54	0	0	98
0880	DENVER COUNTY 1	1866	ACE COMMUNITY CHALLENGE CHARTER SCHOOL	10TH	0	0	0	0	1	0	3	5	0	0	9
0880	DENVER COUNTY 1	1866	ACE COMMUNITY CHALLENGE CHARTER SCHOOL	SCHOOL 1	1	1	0	0	2	4	68	113	1	1	191
0880	DENVER COUNTY 1	1887	CONNECTIONS ACADEMY	HALF DAY	1	0	0	0	0	0	0	0	0	21	41
0880	DENVER COUNTY 1	1887	CONNECTIONS ACADEMY	1ST	0	0	0	0	0	0	0	2	23	20	47
0880	DENVER COUNTY 1	1887	CONNECTIONS ACADEMY	2ND	0	0	0	0	1	0	0	1	23	20	45
0880	DENVER COUNTY 1	1887	CONNECTIONS ACADEMY	3RD	0	0	0	0	0	1	2	16	8	29	45
0880	DENVER COUNTY 1	1887	CONNECTIONS ACADEMY	4TH	0	0	0	0	0	0	1	0	17	20	38
0880	DENVER COUNTY 1	1887	CONNECTIONS ACADEMY	5TH	0	1	0	0	0	1	2	1	10	14	29
0880	DENVER COUNTY 1	1887	CONNECTIONS ACADEMY	6TH	0	0	0	0	0	2	3	2	18	10	35
0880	DENVER COUNTY 1	1887	CONNECTIONS ACADEMY	7TH	0	0	0	0	0	1	4	1	16	17	39
0880	DENVER COUNTY 1	1887	CONNECTIONS ACADEMY	8TH	0	0	0	0	2	0	1	0	16	18	37
0880	DENVER COUNTY 1	1887	CONNECTIONS ACADEMY	9TH	0	0	0	0	1	1	1	0	11	16	30
0880	DENVER COUNTY 1	1887	CONNECTIONS ACADEMY	SCHOOL 1	3	3	0	0	6	5	13	9	171	162	370
0880	DENVER COUNTY 1	1908	CORY ELEMENTARY SCHOOL	PK	0	0	0	2	0	0	0	0	12	7	21
0880	DENVER COUNTY 1	1908	CORY ELEMENTARY SCHOOL	HALF DAY	0	0	0	0	0	0	0	2	8	6	16
0880	DENVER COUNTY 1	1908	CORY ELEMENTARY SCHOOL	KINDERG/	0	0	1	1	0	0	2	1	20	20	45
0880	DENVER COUNTY 1	1908	CORY ELEMENTARY SCHOOL	1ST	0	0	2	0	0	1	4	3	25	32	67
0880	DENVER COUNTY 1	1908	CORY ELEMENTARY SCHOOL	2ND	0	1	1	1	1	2	4	4	23	23	59
0880	DENVER COUNTY 1	1908	CORY ELEMENTARY SCHOOL	3RD	0	0	2	2	1	0	2	3	32	20	62
0880	DENVER COUNTY 1	1908	CORY ELEMENTARY SCHOOL	4TH	2	0	4	0	1	0	4	2	31	21	65
0880	DENVER COUNTY 1	1908	CORY ELEMENTARY SCHOOL	5TH	0	0	2	0	1	1	3	2	25	23	57
0880	DENVER COUNTY 1	1908	CORY ELEMENTARY SCHOOL	SCHOOL 1	2	0	12	6	4	4	19	17	176	152	392
0880	DENVER COUNTY 1	1928	COWELL ELEMENTARY SCHOOL	PK	0	0	0	0	0	0	23	43	4	4	74
0880	DENVER COUNTY 1	1928	COWELL ELEMENTARY SCHOOL	HALF DAY	0	2	0	0	1	2	15	16	0	0	36
0880	DENVER COUNTY 1	1928	COWELL ELEMENTARY SCHOOL	KINDERG/	0	0	0	0	0	0	19	37	0	1	57
0880	DENVER COUNTY 1	1928	COWELL ELEMENTARY SCHOOL	1ST	2	2	0	0	1	0	41	38	1	2	87
0880	DENVER COUNTY 1	1928	COWELL ELEMENTARY SCHOOL	2ND	1	1	0	0	0	0	36	50	0	3	91
0880	DENVER COUNTY 1	1928	COWELL ELEMENTARY SCHOOL	3RD	0	0	0	0	1	0	43	38	0	0	82
0880	DENVER COUNTY 1	1928	COWELL ELEMENTARY SCHOOL	4TH	2	0	0	0	0	0	29	40	0	1	72
0880	DENVER COUNTY 1	1928	COWELL ELEMENTARY SCHOOL	5TH	0	0	0	0	0	1	34	35	1	0	71
0880	DENVER COUNTY 1	1928	COWELL ELEMENTARY SCHOOL	SCHOOL 1	5	5	0	0	3	3	240	297	6	11	570
0880	DENVER COUNTY 1	2027	POLARIS AT EBERT ELEMENTARY SCHOOL	KINDERG/	0	1	0	1	0	1	2	0	20	21	46
0880	DENVER COUNTY 1	2027	POLARIS AT EBERT ELEMENTARY SCHOOL	1ST	0	0	3	3	2	3	3	2	13	21	50
0880	DENVER COUNTY 1	2027	POLARIS AT EBERT ELEMENTARY SCHOOL	2ND	0	0	1	0	1	3	5	2	21	22	55
0880	DENVER COUNTY 1	2027	POLARIS AT EBERT ELEMENTARY SCHOOL	3RD	0	0	3	2	5	5	2	2	21	16	56
0880	DENVER COUNTY 1	2027	POLARIS AT EBERT ELEMENTARY SCHOOL	4TH	1	0	2	2	2	6	4	4	27	29	77
0880	DENVER COUNTY 1	2027	POLARIS AT EBERT ELEMENTARY SCHOOL	5TH	0	0	2	3	2	1	2	3	23	19	55
0880	DENVER COUNTY 1	2027	POLARIS AT EBERT ELEMENTARY SCHOOL	SCHOOL 1	1	0	12	10	13	19	18	13	125	128	339
0880	DENVER COUNTY 1	2174	DENISON MONTESSORI SCHOOL	PK	0	0	1	2	1	2	12	11	37	28	94
0880	DENVER COUNTY 1	2174	DENISON MONTESSORI SCHOOL	KINDERG/	1	1	3	1	1	1	7	14	14	9	52
0880	DENVER COUNTY 1	2174	DENISON MONTESSORI SCHOOL	1ST	1	0	0	1	2	1	22	12	8	12	59
0880	DENVER COUNTY 1	2174	DENISON MONTESSORI SCHOOL	2ND	0	0	3	0	0	2	13	15	9	8	51
0880	DENVER COUNTY 1	2174	DENISON MONTESSORI SCHOOL	3RD	0	0	1	1	1	1	13	12	11	11	51
0880	DENVER COUNTY 1	2174	DENISON MONTESSORI SCHOOL	4TH	0	0	1	0	2	4	9	13	10	8	47
0880	DENVER COUNTY 1	2174	DENISON MONTESSORI SCHOOL	5TH	0	1	1	0	4	0	11	8	9	11	45



COLORADO DEPARTMENT OF EDUCATION
FALL 2007 PUPIL MEMBERSHIP BY DISTRICT, SCHOOL, GRADE, RACE/ETHNICITY, AND GENDER

District Code	DISTRICT	School Code	SCHOOL	GRADE	AMERICAN INDIAN OR ALASKAN NATIVE	AMERICAN INDIAN OR ALASKAN NATIVE	ASIAN OR PACIFIC ISLANDER	ASIAN OR PACIFIC ISLANDER	BLACK (NOT HISPANIC)	BLACK (NOT HISPANIC)	HISPANIC	HISPANIC	WHITE (NOT HISPANIC)	WHITE (NOT HISPANIC)	Total
					FEMALE	MALE	FEMALE	MALE	FEMALE	MALE	FEMALE	MALE	FEMALE	MALE	
0880	DENVER COUNTY 1	2174	DENISON MONTESSORI SCHOOL	6TH	0	0	1	1	1	1	11	9	2	4	30
0880	DENVER COUNTY 1	2174	DENISON MONTESSORI SCHOOL	SCHOOL 1	2	3	11	6	12	98	94	100	91	429	
0880	DENVER COUNTY 1	2182	DENVER ARTS & TECHNOLOGY ACADEMY	KINDERG/	0	0	0	0	2	0	14	12	17	24	69
0880	DENVER COUNTY 1	2182	DENVER ARTS & TECHNOLOGY ACADEMY	1ST	0	0	0	0	1	2	26	16	7	6	58
0880	DENVER COUNTY 1	2182	DENVER ARTS & TECHNOLOGY ACADEMY	2ND	0	0	0	0	0	1	29	24	4	9	67
0880	DENVER COUNTY 1	2182	DENVER ARTS & TECHNOLOGY ACADEMY	3RD	0	0	1	0	1	4	17	19	7	3	52
0880	DENVER COUNTY 1	2182	DENVER ARTS & TECHNOLOGY ACADEMY	4TH	0	0	0	0	1	1	18	15	3	1	39
0880	DENVER COUNTY 1	2182	DENVER ARTS & TECHNOLOGY ACADEMY	5TH	1	0	0	0	1	0	21	11	4	1	39
0880	DENVER COUNTY 1	2182	DENVER ARTS & TECHNOLOGY ACADEMY	6TH	0	1	0	0	0	1	18	17	3	4	44
0880	DENVER COUNTY 1	2182	DENVER ARTS & TECHNOLOGY ACADEMY	7TH	1	0	0	0	2	0	18	16	1	4	42
0880	DENVER COUNTY 1	2182	DENVER ARTS & TECHNOLOGY ACADEMY	8TH	0	0	0	0	0	1	17	13	2	1	34
0880	DENVER COUNTY 1	2182	DENVER ARTS & TECHNOLOGY ACADEMY	SCHOOL 1	2	1	1	0	8	10	178	143	48	53	444
0880	DENVER COUNTY 1	2183	DENVER CENTER FOR INTERNATIONAL STUDIES	6TH	0	0	8	1	3	4	18	14	32	23	103
0880	DENVER COUNTY 1	2183	DENVER CENTER FOR INTERNATIONAL STUDIES	7TH	1	1	6	2	4	0	27	22	21	8	92
0880	DENVER COUNTY 1	2183	DENVER CENTER FOR INTERNATIONAL STUDIES	9TH	1	0	6	0	2	3	35	25	13	7	92
0880	DENVER COUNTY 1	2183	DENVER CENTER FOR INTERNATIONAL STUDIES	10TH	1	0	1	4	5	3	27	17	6	1	65
0880	DENVER COUNTY 1	2183	DENVER CENTER FOR INTERNATIONAL STUDIES	11TH	0	0	2	0	1	3	18	3	8	5	40
0880	DENVER COUNTY 1	2183	DENVER CENTER FOR INTERNATIONAL STUDIES	12TH	0	0	1	0	3	1	9	7	3	0	24
0880	DENVER COUNTY 1	2183	DENVER CENTER FOR INTERNATIONAL STUDIES	SCHOOL 1	3	1	24	7	18	14	134	88	83	44	416
0880	DENVER COUNTY 1	2184	DENVER SCHOOL OF THE ARTS	6TH	0	0	5	2	11	4	16	4	52	23	117
0880	DENVER COUNTY 1	2184	DENVER SCHOOL OF THE ARTS	7TH	0	0	7	2	15	2	8	3	58	23	118
0880	DENVER COUNTY 1	2184	DENVER SCHOOL OF THE ARTS	8TH	1	0	8	1	15	4	9	4	67	26	135
0880	DENVER COUNTY 1	2184	DENVER SCHOOL OF THE ARTS	9TH	1	0	6	1	15	10	7	9	56	23	128
0880	DENVER COUNTY 1	2184	DENVER SCHOOL OF THE ARTS	10TH	0	0	3	2	6	9	12	9	46	39	127
0880	DENVER COUNTY 1	2184	DENVER SCHOOL OF THE ARTS	11TH	1	2	3	2	10	4	8	8	52	29	119
0880	DENVER COUNTY 1	2184	DENVER SCHOOL OF THE ARTS	12TH	1	1	6	2	9	6	11	2	52	38	127
0880	DENVER COUNTY 1	2184	DENVER SCHOOL OF THE ARTS	SCHOOL 1	4	3	38	12	81	39	71	39	383	201	871
0880	DENVER COUNTY 1	2185	DENVER SCHOOL OF SCIENCE AND TECHNOLOGY	9TH	0	0	2	1	24	13	20	19	22	36	138
0880	DENVER COUNTY 1	2185	DENVER SCHOOL OF SCIENCE AND TECHNOLOGY	10TH	0	0	1	2	24	15	18	12	17	24	113
0880	DENVER COUNTY 1	2185	DENVER SCHOOL OF SCIENCE AND TECHNOLOGY	11TH	0	0	0	3	13	18	11	15	15	26	101
0880	DENVER COUNTY 1	2185	DENVER SCHOOL OF SCIENCE AND TECHNOLOGY	12TH	0	0	3	3	17	8	6	9	8	25	79
0880	DENVER COUNTY 1	2185	DENVER SCHOOL OF SCIENCE AND TECHNOLOGY	SCHOOL 1	0	0	6	9	78	54	55	55	62	111	431
0880	DENVER COUNTY 1	2258	DOULL ELEMENTARY SCHOOL	PK	0	0	2	0	0	0	22	13	3	7	47
0880	DENVER COUNTY 1	2258	DOULL ELEMENTARY SCHOOL	HALF DAY	0	0	0	0	1	0	17	22	4	4	48
0880	DENVER COUNTY 1	2258	DOULL ELEMENTARY SCHOOL	KINDERG/	0	0	0	1	0	0	19	20	2	2	44
0880	DENVER COUNTY 1	2258	DOULL ELEMENTARY SCHOOL	1ST	0	0	1	0	0	1	28	27	1	4	63
0880	DENVER COUNTY 1	2258	DOULL ELEMENTARY SCHOOL	2ND	0	0	0	0	0	1	29	27	4	2	63
0880	DENVER COUNTY 1	2258	DOULL ELEMENTARY SCHOOL	3RD	0	0	1	0	1	0	18	29	5	2	56
0880	DENVER COUNTY 1	2258	DOULL ELEMENTARY SCHOOL	4TH	0	0	1	0	0	1	28	32	4	4	70
0880	DENVER COUNTY 1	2258	DOULL ELEMENTARY SCHOOL	5TH	0	1	1	1	1	1	24	33	6	0	68
0880	DENVER COUNTY 1	2258	DOULL ELEMENTARY SCHOOL	SCHOOL 1	0	2	5	3	2	5	185	203	29	25	459
0880	DENVER COUNTY 1	2364	EAGLETON ELEMENTARY SCHOOL	PK	0	0	0	0	0	0	15	16	0	3	34
0880	DENVER COUNTY 1	2364	EAGLETON ELEMENTARY SCHOOL	HALF DAY	0	0	0	0	0	0	6	7	1	2	16
0880	DENVER COUNTY 1	2364	EAGLETON ELEMENTARY SCHOOL	KINDERG/	1	1	0	0	1	1	12	18	4	6	44
0880	DENVER COUNTY 1	2364	EAGLETON ELEMENTARY SCHOOL	1ST	0	0	0	0	0	0	36	32	4	6	78
0880	DENVER COUNTY 1	2364	EAGLETON ELEMENTARY SCHOOL	2ND	0	0	0	0	1	0	33	29	2	5	70
0880	DENVER COUNTY 1	2364	EAGLETON ELEMENTARY SCHOOL	3RD	0	0	0	0	2	1	20	31	1	4	59
0880	DENVER COUNTY 1	2364	EAGLETON ELEMENTARY SCHOOL	4TH	0	0	0	0	0	0	25	26	3	2	56
0880	DENVER COUNTY 1	2364	EAGLETON ELEMENTARY SCHOOL	5TH	0	0	0	0	0	0	28	28	2	1	59
0880	DENVER COUNTY 1	2364	EAGLETON ELEMENTARY SCHOOL	SCHOOL 1	1	1	0	0	4	2	175	187	17	29	416
0880	DENVER COUNTY 1	2398	EAST HIGH SCHOOL	9TH	2	4	6	7	85	72	43	67	110	129	525
0880	DENVER COUNTY 1	2398	EAST HIGH SCHOOL	10TH	4	2	7	5	123	61	55	51	109	89	506
0880	DENVER COUNTY 1	2398	EAST HIGH SCHOOL	11TH	4	3	8	2	124	89	31	43	111	136	551
0880	DENVER COUNTY 1	2398	EAST HIGH SCHOOL	12TH	1	0	5	0	97	67	39	31	126	110	476
0880	DENVER COUNTY 1	2398	EAST HIGH SCHOOL	SCHOOL 1	11	9	26	14	429	289	168	192	456	464	2,058
0880	DENVER COUNTY 1	2506	EDISON ELEMENTARY SCHOOL	PK	0	0	0	0	0	0	2	1	16	14	33
0880	DENVER COUNTY 1	2506	EDISON ELEMENTARY SCHOOL	HALF DAY	0	0	0	0	0	0	0	7	5	8	20
0880	DENVER COUNTY 1	2506	EDISON ELEMENTARY SCHOOL	KINDERG/	0	0	0	1	0	0	5	5	25	26	62
0880	DENVER COUNTY 1	2506	EDISON ELEMENTARY SCHOOL	1ST	0	1	3	1	2	1	18	20	21	37	104
0880	DENVER COUNTY 1	2506	EDISON ELEMENTARY SCHOOL	2ND	0	1	0	0	1	0	18	18	20	18	76
0880	DENVER COUNTY 1	2506	EDISON ELEMENTARY SCHOOL	3RD	1	1	2	1	0	1	19	13	18	27	83
0880	DENVER COUNTY 1	2506	EDISON ELEMENTARY SCHOOL	4TH	1	1	3	0	1	1	17	23	16	18	81
0880	DENVER COUNTY 1	2506	EDISON ELEMENTARY SCHOOL	5TH	1	1	0	0	0	0	8	16	20	13	59
0880	DENVER COUNTY 1	2506	EDISON ELEMENTARY SCHOOL	SCHOOL 1	3	5	8	3	4	3	87	103	141	161	518
0880	DENVER COUNTY 1	2652	ELLIS ELEMENTARY SCHOOL	PK	0	0	2	2	0	0	20	14	4	6	48
0880	DENVER COUNTY 1	2652	ELLIS ELEMENTARY SCHOOL	HALF DAY	0	0	1	2	6	1	12	13	3	6	44
0880	DENVER COUNTY 1	2652	ELLIS ELEMENTARY SCHOOL	KINDERG/	1	0	1	0	0	3	12	12	8	6	43




COLORADO DEPARTMENT OF EDUCATION
FALL 2007 PUPIL MEMBERSHIP BY DISTRICT, SCHOOL, GRADE, RACE/ETHNICITY, AND GENDER

District Code	DISTRICT	School Code	SCHOOL	GRADE	AMERICAN INDIAN OR ALASKAN NATIVE	AMERICAN INDIAN OR ALASKAN NATIVE	ASIAN OR PACIFIC ISLANDER	ASIAN OR PACIFIC ISLANDER	BLACK (NOT HISPANIC)	BLACK (NOT HISPANIC)	HISPANIC	HISPANIC	WHITE (NOT HISPANIC)	WHITE (NOT HISPANIC)	Total
					FEMALE	MALE	FEMALE	MALE	FEMALE	MALE	FEMALE	MALE	FEMALE	MALE	
0880	DENVER COUNTY 1	2652	ELLIS ELEMENTARY SCHOOL	1ST	0	0	1	3	5	5	22	23	16	11	86
0880	DENVER COUNTY 1	2652	ELLIS ELEMENTARY SCHOOL	2ND	1	3	0	2	1	6	26	33	11	11	94
0880	DENVER COUNTY 1	2652	ELLIS ELEMENTARY SCHOOL	3RD	2	0	1	2	4	1	10	22	9	13	64
0880	DENVER COUNTY 1	2652	ELLIS ELEMENTARY SCHOOL	4TH	2	0	6	2	9	4	23	25	15	10	96
0880	DENVER COUNTY 1	2652	ELLIS ELEMENTARY SCHOOL	5TH	1	0	1	2	5	5	14	20	10	10	68
0880	DENVER COUNTY 1	2652	ELLIS ELEMENTARY SCHOOL	SCHOOL 1	7	3	13	15	30	25	139	162	76	73	543
0880	DENVER COUNTY 1	2726	EMILY GRIFFITH OPPORTUNITY SCHOOL	9TH	1	1	0	1	9	10	20	17	4	3	66
0880	DENVER COUNTY 1	2726	EMILY GRIFFITH OPPORTUNITY SCHOOL	10TH	0	1	1	1	9	13	21	21	1	8	76
0880	DENVER COUNTY 1	2726	EMILY GRIFFITH OPPORTUNITY SCHOOL	11TH	1	0	2	0	10	11	27	22	10	7	90
0880	DENVER COUNTY 1	2726	EMILY GRIFFITH OPPORTUNITY SCHOOL	12TH	1	5	3	2	46	46	87	64	27	30	311
0880	DENVER COUNTY 1	2726	EMILY GRIFFITH OPPORTUNITY SCHOOL	SCHOOL 1	3	7	6	4	74	80	155	124	42	48	543
0880	DENVER COUNTY 1	2789	ESCUELA TLATELOLCO SCHOOL	7TH	0	0	0	0	0	0	1	7	2	0	10
0880	DENVER COUNTY 1	2789	ESCUELA TLATELOLCO SCHOOL	8TH	0	0	0	0	0	0	6	2	0	0	8
0880	DENVER COUNTY 1	2789	ESCUELA TLATELOLCO SCHOOL	9TH	0	0	0	0	0	0	7	6	1	0	14
0880	DENVER COUNTY 1	2789	ESCUELA TLATELOLCO SCHOOL	10TH	0	0	0	0	0	0	12	7	2	0	21
0880	DENVER COUNTY 1	2789	ESCUELA TLATELOLCO SCHOOL	11TH	0	0	0	0	0	0	4	6	0	0	10
0880	DENVER COUNTY 1	2789	ESCUELA TLATELOLCO SCHOOL	12TH	0	0	0	0	0	1	7	8	0	0	16
0880	DENVER COUNTY 1	2789	ESCUELA TLATELOLCO SCHOOL	SCHOOL 1	0	0	0	0	0	1	37	36	5	0	79
0880	DENVER COUNTY 1	2856	FAIRMONT K-8 SCHOOL	PK	0	0	1	0	0	1	14	27	7	4	54
0880	DENVER COUNTY 1	2856	FAIRMONT K-8 SCHOOL	HALF DAY	0	0	0	0	0	0	2	10	0	1	13
0880	DENVER COUNTY 1	2856	FAIRMONT K-8 SCHOOL	KINDERG/	0	0	0	0	0	0	21	24	4	4	53
0880	DENVER COUNTY 1	2856	FAIRMONT K-8 SCHOOL	1ST	1	1	0	0	0	1	25	21	4	3	56
0880	DENVER COUNTY 1	2856	FAIRMONT K-8 SCHOOL	2ND	0	0	0	0	0	2	22	18	2	2	47
0880	DENVER COUNTY 1	2856	FAIRMONT K-8 SCHOOL	3RD	0	0	0	0	0	1	18	18	0	2	39
0880	DENVER COUNTY 1	2856	FAIRMONT K-8 SCHOOL	4TH	0	0	0	0	0	1	23	17	5	4	50
0880	DENVER COUNTY 1	2856	FAIRMONT K-8 SCHOOL	5TH	0	0	0	2	0	16	16	1	1	36	
0880	DENVER COUNTY 1	2856	FAIRMONT K-8 SCHOOL	6TH	0	0	0	0	0	13	23	0	3	39	
0880	DENVER COUNTY 1	2856	FAIRMONT K-8 SCHOOL	7TH	0	0	0	0	1	12	10	1	2	26	
0880	DENVER COUNTY 1	2856	FAIRMONT K-8 SCHOOL	8TH	0	0	0	0	2	1	25	18	0	3	49
0880	DENVER COUNTY 1	2856	FAIRMONT K-8 SCHOOL	SCHOOL 1	1	2	1	0	5	7	191	202	24	29	462
0880	DENVER COUNTY 1	2880	FAIRVIEW ELEMENTARY SCHOOL	PK	0	0	0	2	6	4	9	8	2	0	31
0880	DENVER COUNTY 1	2880	FAIRVIEW ELEMENTARY SCHOOL	HALF DAY	0	0	0	0	0	0	0	0	0	1	1
0880	DENVER COUNTY 1	2880	FAIRVIEW ELEMENTARY SCHOOL	KINDERG/	0	0	2	2	6	8	6	13	1	1	39
0880	DENVER COUNTY 1	2880	FAIRVIEW ELEMENTARY SCHOOL	1ST	1	0	3	3	7	6	7	11	2	2	42
0880	DENVER COUNTY 1	2880	FAIRVIEW ELEMENTARY SCHOOL	2ND	2	0	3	0	0	7	10	6	0	2	30
0880	DENVER COUNTY 1	2880	FAIRVIEW ELEMENTARY SCHOOL	3RD	0	0	3	0	3	5	10	15	0	4	40
0880	DENVER COUNTY 1	2880	FAIRVIEW ELEMENTARY SCHOOL	4TH	2	0	0	1	7	6	6	11	0	1	34
0880	DENVER COUNTY 1	2880	FAIRVIEW ELEMENTARY SCHOOL	5TH	1	0	1	2	2	8	12	0	0	28	
0880	DENVER COUNTY 1	2880	FAIRVIEW ELEMENTARY SCHOOL	SCHOOL 1	6	0	12	10	31	38	56	76	5	11	245
0880	DENVER COUNTY 1	2916	FALLS ELEMENTARY SCHOOL	PK	0	0	0	1	5	11	9	3	1	1	31
0880	DENVER COUNTY 1	2916	FALLS ELEMENTARY SCHOOL	HALF DAY	0	0	0	0	2	4	3	7	1	1	18
0880	DENVER COUNTY 1	2916	FALLS ELEMENTARY SCHOOL	KINDERG/	0	0	0	1	4	2	17	15	3	2	44
0880	DENVER COUNTY 1	2916	FALLS ELEMENTARY SCHOOL	1ST	0	0	1	0	4	9	16	13	4	1	48
0880	DENVER COUNTY 1	2916	FALLS ELEMENTARY SCHOOL	2ND	0	1	1	1	9	6	18	8	2	3	49
0880	DENVER COUNTY 1	2916	FALLS ELEMENTARY SCHOOL	3RD	0	0	0	0	10	6	12	19	4	2	53
0880	DENVER COUNTY 1	2916	FALLS ELEMENTARY SCHOOL	4TH	1	0	1	0	7	6	19	19	3	2	58
0880	DENVER COUNTY 1	2916	FALLS ELEMENTARY SCHOOL	5TH	0	0	0	0	7	6	17	21	0	0	51
0880	DENVER COUNTY 1	2916	FALLS ELEMENTARY SCHOOL	SCHOOL 1	1	1	3	3	44	44	113	111	20	12	352
0880	DENVER COUNTY 1	3000	FLORENCE CRITTENTON HIGH SCHOOL	7TH	0	0	0	0	1	0	0	0	0	0	1
0880	DENVER COUNTY 1	3000	FLORENCE CRITTENTON HIGH SCHOOL	9TH	0	0	0	0	5	0	29	0	1	0	35
0880	DENVER COUNTY 1	3000	FLORENCE CRITTENTON HIGH SCHOOL	10TH	0	0	0	0	5	0	40	0	4	0	49
0880	DENVER COUNTY 1	3000	FLORENCE CRITTENTON HIGH SCHOOL	11TH	1	0	1	0	5	0	42	0	5	0	54
0880	DENVER COUNTY 1	3000	FLORENCE CRITTENTON HIGH SCHOOL	12TH	1	0	2	0	5	0	25	0	2	0	35
0880	DENVER COUNTY 1	3000	FLORENCE CRITTENTON HIGH SCHOOL	SCHOOL 1	2	0	3	0	21	0	136	0	12	0	174
0880	DENVER COUNTY 1	3032	FORCE ELEMENTARY SCHOOL	PK	0	1	1	1	0	0	26	30	2	2	63
0880	DENVER COUNTY 1	3032	FORCE ELEMENTARY SCHOOL	HALF DAY	0	0	0	1	0	0	13	15	3	0	32
0880	DENVER COUNTY 1	3032	FORCE ELEMENTARY SCHOOL	KINDERG/	1	0	1	0	0	0	17	29	1	1	50
0880	DENVER COUNTY 1	3032	FORCE ELEMENTARY SCHOOL	1ST	0	0	0	1	2	0	42	27	6	6	84
0880	DENVER COUNTY 1	3032	FORCE ELEMENTARY SCHOOL	2ND	0	1	0	0	2	4	39	32	7	5	90
0880	DENVER COUNTY 1	3032	FORCE ELEMENTARY SCHOOL	3RD	0	0	1	1	3	0	39	37	6	5	92
0880	DENVER COUNTY 1	3032	FORCE ELEMENTARY SCHOOL	4TH	0	1	0	0	1	1	28	32	3	1	67
0880	DENVER COUNTY 1	3032	FORCE ELEMENTARY SCHOOL	5TH	0	0	2	1	0	0	32	32	0	3	70
0880	DENVER COUNTY 1	3032	FORCE ELEMENTARY SCHOOL	SCHOOL 1	1	3	5	5	8	5	236	234	28	23	548
0880	DENVER COUNTY 1	3038	FORD ELEMENTARY SCHOOL	PK	1	0	0	0	11	16	26	43	1	1	99
0880	DENVER COUNTY 1	3038	FORD ELEMENTARY SCHOOL	KINDERG/	2	0	1	0	13	12	42	48	0	0	118
0880	DENVER COUNTY 1	3038	FORD ELEMENTARY SCHOOL	1ST	0	0	0	0	9	9	45	46	2	0	111
0880	DENVER COUNTY 1	3038	FORD ELEMENTARY SCHOOL	2ND	0	0	0	0	3	5	27	38	1	3	77


COLORADO DEPARTMENT OF EDUCATION
FALL 2007 PUPIL MEMBERSHIP BY DISTRICT, SCHOOL, GRADE, RACE/ETHNICITY, AND GENDER

District Code	DISTRICT	School Code	SCHOOL	GRADE	AMERICAN INDIAN OR ALASKAN NATIVE	AMERICAN INDIAN OR ALASKAN NATIVE	ASIAN OR PACIFIC ISLANDER	ASIAN OR PACIFIC ISLANDER	BLACK (NOT HISPANIC)	BLACK (NOT HISPANIC)	HISPANIC	HISPANIC	WHITE (NOT HISPANIC)	WHITE (NOT HISPANIC)	Total
					FEMALE	MALE	FEMALE	MALE	FEMALE	MALE	FEMALE	MALE	FEMALE	MALE	
0880	DENVER COUNTY 1	3038	FORD ELEMENTARY SCHOOL	3RD	0	0	1	1	8	8	28	32	1	1	80
0880	DENVER COUNTY 1	3038	FORD ELEMENTARY SCHOOL	4TH	0	0	0	0	8	10	32	35	2	1	88
0880	DENVER COUNTY 1	3038	FORD ELEMENTARY SCHOOL	5TH	0	0	0	0	4	4	35	21	0	0	64
0880	DENVER COUNTY 1	3038	FORD ELEMENTARY SCHOOL	SCHOOL 1	3	0	2	1	56	64	235	263	7	6	637
0880	DENVER COUNTY 1	3296	GARDEN PLACE ELEMENTARY SCHOOL	PK	0	0	0	0	0	1	15	18	1	1	36
0880	DENVER COUNTY 1	3296	GARDEN PLACE ELEMENTARY SCHOOL	HALF DAY	0	1	0	0	0	1	6	7	0	0	15
0880	DENVER COUNTY 1	3296	GARDEN PLACE ELEMENTARY SCHOOL	KINDERG/	0	0	0	0	0	0	16	22	5	2	45
0880	DENVER COUNTY 1	3296	GARDEN PLACE ELEMENTARY SCHOOL	1ST	0	0	0	0	2	0	29	21	2	0	54
0880	DENVER COUNTY 1	3296	GARDEN PLACE ELEMENTARY SCHOOL	2ND	0	0	0	0	0	1	28	21	1	1	52
0880	DENVER COUNTY 1	3296	GARDEN PLACE ELEMENTARY SCHOOL	3RD	0	0	0	0	0	0	20	24	2	1	47
0880	DENVER COUNTY 1	3296	GARDEN PLACE ELEMENTARY SCHOOL	4TH	0	0	0	0	0	0	32	19	1	2	54
0880	DENVER COUNTY 1	3296	GARDEN PLACE ELEMENTARY SCHOOL	5TH	0	0	0	0	0	0	15	20	0	1	36
0880	DENVER COUNTY 1	3296	GARDEN PLACE ELEMENTARY SCHOOL	SCHOOL 1	0	1	0	0	2	3	161	152	12	8	339
0880	DENVER COUNTY 1	3340	ARCHULETA ELEMENTARY SCHOOL	PK	0	0	2	1	1	4	26	29	1	1	65
0880	DENVER COUNTY 1	3340	ARCHULETA ELEMENTARY SCHOOL	HALF DAY	0	0	1	0	1	1	13	11	3	1	31
0880	DENVER COUNTY 1	3340	ARCHULETA ELEMENTARY SCHOOL	KINDERG/	1	1	0	0	6	2	22	26	1	4	63
0880	DENVER COUNTY 1	3340	ARCHULETA ELEMENTARY SCHOOL	1ST	0	0	1	0	6	6	28	35	2	4	82
0880	DENVER COUNTY 1	3340	ARCHULETA ELEMENTARY SCHOOL	2ND	0	0	2	1	3	7	29	27	1	12	82
0880	DENVER COUNTY 1	3340	ARCHULETA ELEMENTARY SCHOOL	3RD	0	0	0	2	8	6	33	36	5	6	96
0880	DENVER COUNTY 1	3340	ARCHULETA ELEMENTARY SCHOOL	4TH	1	0	3	1	7	7	33	30	2	3	87
0880	DENVER COUNTY 1	3340	ARCHULETA ELEMENTARY SCHOOL	5TH	0	0	1	1	5	9	29	29	4	5	83
0880	DENVER COUNTY 1	3340	ARCHULETA ELEMENTARY SCHOOL	SCHOOL 1	2	1	10	6	37	42	213	223	19	36	589
0880	DENVER COUNTY 1	3378	GEORGE WASHINGTON HIGH SCHOOL	9TH	2	0	15	8	120	95	49	47	67	52	456
0880	DENVER COUNTY 1	3378	GEORGE WASHINGTON HIGH SCHOOL	10TH	0	0	15	7	105	79	45	47	63	63	424
0880	DENVER COUNTY 1	3378	GEORGE WASHINGTON HIGH SCHOOL	11TH	1	1	6	6	96	67	44	48	50	52	371
0880	DENVER COUNTY 1	3378	GEORGE WASHINGTON HIGH SCHOOL	12TH	0	0	6	7	111	81	30	31	54	46	366
0880	DENVER COUNTY 1	3378	GEORGE WASHINGTON HIGH SCHOOL	SCHOOL 1	3	2	42	28	432	322	168	173	234	213	1,617
0880	DENVER COUNTY 1	3426	GILPIN K-8 SCHOOL	PK	0	0	0	0	2	4	9	11	1	0	27
0880	DENVER COUNTY 1	3426	GILPIN K-8 SCHOOL	HALF DAY	0	0	0	0	0	2	0	0	0	0	2
0880	DENVER COUNTY 1	3426	GILPIN K-8 SCHOOL	KINDERG/	0	1	0	0	3	6	8	15	1	3	37
0880	DENVER COUNTY 1	3426	GILPIN K-8 SCHOOL	1ST	1	0	0	0	6	7	18	18	1	2	53
0880	DENVER COUNTY 1	3426	GILPIN K-8 SCHOOL	2ND	0	0	0	0	4	13	13	11	1	3	45
0880	DENVER COUNTY 1	3426	GILPIN K-8 SCHOOL	3RD	0	0	1	0	8	8	12	12	2	0	43
0880	DENVER COUNTY 1	3426	GILPIN K-8 SCHOOL	4TH	0	0	0	0	4	5	13	11	2	2	37
0880	DENVER COUNTY 1	3426	GILPIN K-8 SCHOOL	5TH	0	0	0	0	5	5	11	14	1	0	36
0880	DENVER COUNTY 1	3426	GILPIN K-8 SCHOOL	6TH	0	0	0	0	5	7	13	15	1	1	42
0880	DENVER COUNTY 1	3426	GILPIN K-8 SCHOOL	7TH	0	0	0	0	2	2	16	14	1	0	35
0880	DENVER COUNTY 1	3426	GILPIN K-8 SCHOOL	8TH	0	0	0	0	3	6	15	19	1	0	44
0880	DENVER COUNTY 1	3426	GILPIN K-8 SCHOOL	SCHOOL 1	1	1	1	0	42	65	128	140	12	11	401
0880	DENVER COUNTY 1	3478	GODSMAN ELEMENTARY SCHOOL	PK	0	0	0	2	0	0	24	33	3	2	64
0880	DENVER COUNTY 1	3478	GODSMAN ELEMENTARY SCHOOL	HALF DAY	0	0	0	0	0	0	12	17	2	0	31
0880	DENVER COUNTY 1	3478	GODSMAN ELEMENTARY SCHOOL	KINDERG/	0	0	0	1	0	1	21	24	0	3	50
0880	DENVER COUNTY 1	3478	GODSMAN ELEMENTARY SCHOOL	1ST	0	0	1	1	0	0	29	42	1	3	77
0880	DENVER COUNTY 1	3478	GODSMAN ELEMENTARY SCHOOL	2ND	0	0	0	1	0	1	41	34	1	0	78
0880	DENVER COUNTY 1	3478	GODSMAN ELEMENTARY SCHOOL	3RD	0	0	1	3	1	0	31	27	1	2	66
0880	DENVER COUNTY 1	3478	GODSMAN ELEMENTARY SCHOOL	4TH	1	0	2	1	0	0	24	32	2	3	65
0880	DENVER COUNTY 1	3478	GODSMAN ELEMENTARY SCHOOL	5TH	0	0	1	2	0	0	33	32	2	1	71
0880	DENVER COUNTY 1	3478	GODSMAN ELEMENTARY SCHOOL	SCHOOL 1	1	0	5	11	1	2	215	241	12	14	502
0880	DENVER COUNTY 1	3512	GOLDRICK ELEMENTARY SCHOOL	PK	0	0	3	2	0	0	15	14	1	1	36
0880	DENVER COUNTY 1	3512	GOLDRICK ELEMENTARY SCHOOL	HALF DAY	0	0	1	0	2	0	22	23	3	2	53
0880	DENVER COUNTY 1	3512	GOLDRICK ELEMENTARY SCHOOL	KINDERG/	0	0	3	1	1	0	22	16	0	2	45
0880	DENVER COUNTY 1	3512	GOLDRICK ELEMENTARY SCHOOL	1ST	0	1	3	2	1	1	42	53	5	3	111
0880	DENVER COUNTY 1	3512	GOLDRICK ELEMENTARY SCHOOL	2ND	1	0	2	3	1	1	54	43	1	0	106
0880	DENVER COUNTY 1	3512	GOLDRICK ELEMENTARY SCHOOL	3RD	0	0	2	4	0	3	37	49	1	2	98
0880	DENVER COUNTY 1	3512	GOLDRICK ELEMENTARY SCHOOL	4TH	0	0	3	3	0	1	44	36	2	1	90
0880	DENVER COUNTY 1	3512	GOLDRICK ELEMENTARY SCHOOL	5TH	0	0	0	2	2	1	33	28	0	0	66
0880	DENVER COUNTY 1	3512	GOLDRICK ELEMENTARY SCHOOL	SCHOOL 1	1	1	17	17	7	7	269	262	13	11	605
0880	DENVER COUNTY 1	3600	GRANT MIDDLE SCHOOL	6TH	0	0	1	1	1	1	40	39	9	19	111
0880	DENVER COUNTY 1	3600	GRANT MIDDLE SCHOOL	7TH	0	0	0	2	4	1	32	46	2	13	100
0880	DENVER COUNTY 1	3600	GRANT MIDDLE SCHOOL	8TH	1	2	0	0	2	6	47	44	15	13	130
0880	DENVER COUNTY 1	3600	GRANT MIDDLE SCHOOL	SCHOOL 1	1	2	1	3	7	8	119	129	26	45	341
0880	DENVER COUNTY 1	3605	GRANT RANCH K-8 SCHOOL	PK	2	0	0	4	1	0	4	3	5	13	32
0880	DENVER COUNTY 1	3605	GRANT RANCH K-8 SCHOOL	HALF DAY	0	0	1	0	0	1	8	4	7	8	29
0880	DENVER COUNTY 1	3605	GRANT RANCH K-8 SCHOOL	KINDERG/	0	0	3	1	1	0	10	10	6	9	40
0880	DENVER COUNTY 1	3605	GRANT RANCH K-8 SCHOOL	1ST	0	0	2	2	0	1	19	16	30	18	88
0880	DENVER COUNTY 1	3605	GRANT RANCH K-8 SCHOOL	2ND	0	0	2	2	1	2	13	9	16	17	62
0880	DENVER COUNTY 1	3605	GRANT RANCH K-8 SCHOOL	3RD	0	1	1	2	0	1	14	13	15	17	64



COLORADO DEPARTMENT OF EDUCATION
FALL 2007 PUPIL MEMBERSHIP BY DISTRICT, SCHOOL, GRADE, RACE/ETHNICITY, AND GENDER

District Code	DISTRICT	School Code	SCHOOL	GRADE	AMERICAN INDIAN OR ALASKAN NATIVE	AMERICAN INDIAN OR ALASKAN NATIVE	ASIAN OR PACIFIC ISLANDER	ASIAN OR PACIFIC ISLANDER	BLACK (NOT HISPANIC)	BLACK (NOT HISPANIC)	HISPANIC	HISPANIC	WHITE (NOT HISPANIC)	WHITE (NOT HISPANIC)	Total
					FEMALE	MALE	FEMALE	MALE	FEMALE	MALE	FEMALE	MALE	FEMALE	MALE	
0880	DENVER COUNTY 1	3605	GRANT RANCH K-8 SCHOOL	4TH	0	0	4	2	1	0	14	16	21	11	69
0880	DENVER COUNTY 1	3605	GRANT RANCH K-8 SCHOOL	5TH	0	0	5	1	0	0	10	15	25	18	74
0880	DENVER COUNTY 1	3605	GRANT RANCH K-8 SCHOOL	6TH	2	0	9	4	0	1	21	18	13	21	89
0880	DENVER COUNTY 1	3605	GRANT RANCH K-8 SCHOOL	7TH	1	0	0	3	2	0	18	22	7	21	74
0880	DENVER COUNTY 1	3605	GRANT RANCH K-8 SCHOOL	8TH	0	0	4	4	1	2	11	14	11	16	63
0880	DENVER COUNTY 1	3605	GRANT RANCH K-8 SCHOOL	SCHOOL 1	5	1	31	25	7	8	142	140	156	169	684
0880	DENVER COUNTY 1	3638	GREENLEE K-8 SCHOOL	PK	1	0	1	0	6	5	32	20	4	0	69
0880	DENVER COUNTY 1	3638	GREENLEE K-8 SCHOOL	HALF DAY	0	0	0	0	1	4	5	11	4	1	26
0880	DENVER COUNTY 1	3638	GREENLEE K-8 SCHOOL	KINDERG/	0	0	0	0	4	4	13	22	2	0	45
0880	DENVER COUNTY 1	3638	GREENLEE K-8 SCHOOL	1ST	0	1	0	1	6	6	30	35	1	4	84
0880	DENVER COUNTY 1	3638	GREENLEE K-8 SCHOOL	2ND	1	0	1	0	2	7	21	19	2	3	56
0880	DENVER COUNTY 1	3638	GREENLEE K-8 SCHOOL	3RD	0	0	0	1	4	6	28	21	1	1	62
0880	DENVER COUNTY 1	3638	GREENLEE K-8 SCHOOL	4TH	1	0	1	1	3	3	20	23	1	0	53
0880	DENVER COUNTY 1	3638	GREENLEE K-8 SCHOOL	5TH	0	1	1	0	4	6	15	18	1	4	50
0880	DENVER COUNTY 1	3638	GREENLEE K-8 SCHOOL	6TH	0	0	1	0	2	3	17	15	0	1	39
0880	DENVER COUNTY 1	3638	GREENLEE K-8 SCHOOL	7TH	0	0	0	0	2	3	14	11	0	1	31
0880	DENVER COUNTY 1	3638	GREENLEE K-8 SCHOOL	8TH	0	0	0	1	2	2	19	9	0	2	35
0880	DENVER COUNTY 1	3638	GREENLEE K-8 SCHOOL	SCHOOL 1	3	2	5	4	36	49	214	204	16	17	550
0880	DENVER COUNTY 1	3641	GREEN VALLEY ELEMENTARY SCHOOL	PK	0	0	2	0	3	6	12	14	5	10	52
0880	DENVER COUNTY 1	3641	GREEN VALLEY ELEMENTARY SCHOOL	HALF DAY*	0	0	7	3	9	12	7	20	2	6	66
0880	DENVER COUNTY 1	3641	GREEN VALLEY ELEMENTARY SCHOOL	KINDERG/	0	0	0	2	6	5	12	4	3	4	36
0880	DENVER COUNTY 1	3641	GREEN VALLEY ELEMENTARY SCHOOL	1ST	0	1	3	10	23	25	24	31	10	8	135
0880	DENVER COUNTY 1	3641	GREEN VALLEY ELEMENTARY SCHOOL	2ND	0	2	4	4	12	17	21	24	4	5	93
0880	DENVER COUNTY 1	3641	GREEN VALLEY ELEMENTARY SCHOOL	3RD	1	0	5	5	20	22	28	23	7	4	116
0880	DENVER COUNTY 1	3641	GREEN VALLEY ELEMENTARY SCHOOL	4TH	1	1	3	7	19	19	20	23	5	7	105
0880	DENVER COUNTY 1	3641	GREEN VALLEY ELEMENTARY SCHOOL	5TH	0	0	4	3	19	16	16	33	4	10	106
0880	DENVER COUNTY 1	3641	GREEN VALLEY ELEMENTARY SCHOOL	SCHOOL 1	2	6	28	34	111	122	140	172	40	54	709
0880	DENVER COUNTY 1	3647	GREENWOOD ELEMENTARY SCHOOL	PK	0	0	2	2	5	6	22	23	2	2	64
0880	DENVER COUNTY 1	3647	GREENWOOD ELEMENTARY SCHOOL	HALF DAY	0	0	1	0	2	2	22	15	1	4	47
0880	DENVER COUNTY 1	3647	GREENWOOD ELEMENTARY SCHOOL	KINDERG/	0	0	0	0	2	4	20	23	1	2	52
0880	DENVER COUNTY 1	3647	GREENWOOD ELEMENTARY SCHOOL	1ST	0	2	1	7	7	7	36	40	1	2	96
0880	DENVER COUNTY 1	3647	GREENWOOD ELEMENTARY SCHOOL	2ND	0	1	1	9	9	37	34	2	4	97	
0880	DENVER COUNTY 1	3647	GREENWOOD ELEMENTARY SCHOOL	3RD	0	0	0	0	3	6	30	39	1	0	79
0880	DENVER COUNTY 1	3647	GREENWOOD ELEMENTARY SCHOOL	4TH	0	0	4	1	2	9	31	36	0	2	85
0880	DENVER COUNTY 1	3647	GREENWOOD ELEMENTARY SCHOOL	5TH	0	0	1	0	11	9	27	28	0	0	76
0880	DENVER COUNTY 1	3647	GREENWOOD ELEMENTARY SCHOOL	6TH	0	0	2	2	6	6	22	29	1	0	68
0880	DENVER COUNTY 1	3647	GREENWOOD ELEMENTARY SCHOOL	7TH	0	0	1	0	3	4	20	21	0	2	51
0880	DENVER COUNTY 1	3647	GREENWOOD ELEMENTARY SCHOOL	SCHOOL 1	0	0	14	7	50	62	267	288	9	18	715
0880	DENVER COUNTY 1	3704	GUST ELEMENTARY SCHOOL	PK	0	0	0	2	0	0	15	18	3	2	40
0880	DENVER COUNTY 1	3704	GUST ELEMENTARY SCHOOL	HALF DAY	0	0	3	0	1	0	2	7	1	1	15
0880	DENVER COUNTY 1	3704	GUST ELEMENTARY SCHOOL	KINDERG/	0	0	1	2	2	1	20	16	5	6	53
0880	DENVER COUNTY 1	3704	GUST ELEMENTARY SCHOOL	1ST	0	0	4	0	1	3	29	23	6	4	70
0880	DENVER COUNTY 1	3704	GUST ELEMENTARY SCHOOL	2ND	0	0	1	4	0	1	35	20	5	3	69
0880	DENVER COUNTY 1	3704	GUST ELEMENTARY SCHOOL	3RD	0	0	3	2	2	0	21	29	5	7	69
0880	DENVER COUNTY 1	3704	GUST ELEMENTARY SCHOOL	4TH	0	2	3	5	2	2	22	29	3	9	77
0880	DENVER COUNTY 1	3704	GUST ELEMENTARY SCHOOL	5TH	0	1	1	1	0	1	25	26	7	3	65
0880	DENVER COUNTY 1	3704	GUST ELEMENTARY SCHOOL	SCHOOL 1	0	3	16	16	8	8	169	168	35	35	458
0880	DENVER COUNTY 1	3734	HALLETT ELEMENTARY SCHOOL	PK	0	0	0	0	15	14	3	1	1	1	35
0880	DENVER COUNTY 1	3734	HALLETT ELEMENTARY SCHOOL	KINDERG/	0	0	0	1	8	7	5	4	1	2	28
0880	DENVER COUNTY 1	3734	HALLETT ELEMENTARY SCHOOL	1ST	0	1	0	1	8	10	9	2	0	0	31
0880	DENVER COUNTY 1	3734	HALLETT ELEMENTARY SCHOOL	2ND	0	0	0	0	4	4	5	11	0	1	25
0880	DENVER COUNTY 1	3734	HALLETT ELEMENTARY SCHOOL	3RD	1	0	0	0	10	7	6	4	0	0	28
0880	DENVER COUNTY 1	3734	HALLETT ELEMENTARY SCHOOL	4TH	0	0	0	0	7	4	5	6	0	0	22
0880	DENVER COUNTY 1	3734	HALLETT ELEMENTARY SCHOOL	5TH	0	0	0	0	4	6	1	6	0	0	17
0880	DENVER COUNTY 1	3734	HALLETT ELEMENTARY SCHOOL	SCHOOL 1	1	1	0	2	56	52	34	34	2	4	186
0880	DENVER COUNTY 1	3746	HAMILTON MIDDLE SCHOOL	6TH	3	2	10	10	39	45	30	33	83	76	331
0880	DENVER COUNTY 1	3746	HAMILTON MIDDLE SCHOOL	7TH	1	0	6	10	41	35	33	39	71	97	333
0880	DENVER COUNTY 1	3746	HAMILTON MIDDLE SCHOOL	8TH	5	2	15	4	36	40	28	33	83	77	323
0880	DENVER COUNTY 1	3746	HAMILTON MIDDLE SCHOOL	SCHOOL 1	9	4	31	24	116	120	91	105	237	250	987
0880	DENVER COUNTY 1	3778	HARRINGTON ELEMENTARY SCHOOL	PK	0	0	0	0	3	2	17	13	1	0	36
0880	DENVER COUNTY 1	3778	HARRINGTON ELEMENTARY SCHOOL	HALF DAY	1	0	0	0	2	1	4	4	0	0	12
0880	DENVER COUNTY 1	3778	HARRINGTON ELEMENTARY SCHOOL	KINDERG/	1	0	0	0	7	4	22	28	3	1	66
0880	DENVER COUNTY 1	3778	HARRINGTON ELEMENTARY SCHOOL	1ST	0	0	0	1	7	7	31	26	0	0	72
0880	DENVER COUNTY 1	3778	HARRINGTON ELEMENTARY SCHOOL	2ND	0	0	0	0	5	5	26	25	2	3	66
0880	DENVER COUNTY 1	3778	HARRINGTON ELEMENTARY SCHOOL	3RD	0	0	0	0	3	4	16	31	2	0	56
0880	DENVER COUNTY 1	3778	HARRINGTON ELEMENTARY SCHOOL	4TH	0	0	0	0	8	3	24	23	2	1	61
0880	DENVER COUNTY 1	3778	HARRINGTON ELEMENTARY SCHOOL	5TH	0	0	0	0	8	10	30	28	0	2	78




COLORADO DEPARTMENT OF EDUCATION
FALL 2007 PUPIL MEMBERSHIP BY DISTRICT, SCHOOL, GRADE, RACE/ETHNICITY, AND GENDER

District Code	DISTRICT	School Code	SCHOOL	GRADE	AMERICAN INDIAN OR ALASKAN NATIVE		AMERICAN INDIAN OR ALASKAN NATIVE		ASIAN OR PACIFIC ISLANDER		ASIAN OR PACIFIC ISLANDER		BLACK (NOT HISPANIC)		BLACK (NOT HISPANIC)		HISPANIC		HISPANIC		WHITE (NOT HISPANIC)		WHITE (NOT HISPANIC)		Total
					Female	Male	Female	Male	Female	Male	Female	Male	Female	Male	Female	Male	Female	Male	Female	Male	Female	Male	Female	Male	
0880	DENVER COUNTY 1	3778	HARRINGTON ELEMENTARY SCHOOL	6TH	0	0	0	0	0	6	4	19	22	1	0	52									
0880	DENVER COUNTY 1	3778	HARRINGTON ELEMENTARY SCHOOL	SCHOOL 1	2	0	0	1	49	40	189	200	11	7	499										
0880	DENVER COUNTY 1	3987	HIGHLINE ACADEMY CHARTER SCHOOL	KINDERG/	0	1	1	4	6	6	3	5	9	10	45										
0880	DENVER COUNTY 1	3987	HIGHLINE ACADEMY CHARTER SCHOOL	1ST	0	0	1	0	6	7	2	5	11	20	52										
0880	DENVER COUNTY 1	3987	HIGHLINE ACADEMY CHARTER SCHOOL	2ND	1	0	1	0	6	7	3	4	15	15	52										
0880	DENVER COUNTY 1	3987	HIGHLINE ACADEMY CHARTER SCHOOL	3RD	0	0	2	1	7	1	4	0	16	21	52										
0880	DENVER COUNTY 1	3987	HIGHLINE ACADEMY CHARTER SCHOOL	4TH	0	1	3	2	7	6	4	4	18	7	52										
0880	DENVER COUNTY 1	3987	HIGHLINE ACADEMY CHARTER SCHOOL	5TH	0	0	1	1	6	5	3	5	20	11	52										
0880	DENVER COUNTY 1	3987	HIGHLINE ACADEMY CHARTER SCHOOL	6TH	0	0	1	1	8	4	4	3	18	13	52										
0880	DENVER COUNTY 1	3987	HIGHLINE ACADEMY CHARTER SCHOOL	7TH	1	0	1	0	9	7	9	1	13	6	47										
0880	DENVER COUNTY 1	3987	HIGHLINE ACADEMY CHARTER SCHOOL	8TH	0	0	3	3	8	6	5	2	16	11	54										
0880	DENVER COUNTY 1	3987	HIGHLINE ACADEMY CHARTER SCHOOL	SCHOOL 1	2	2	14	12	63	49	37	29	136	114	458										
0880	DENVER COUNTY 1	3990	HILL CAMPUS OF ARTS AND SCIENCES	6TH	0	1	4	3	39	30	53	46	41	43	260										
0880	DENVER COUNTY 1	3990	HILL CAMPUS OF ARTS AND SCIENCES	7TH	2	0	3	2	36	28	26	38	28	32	195										
0880	DENVER COUNTY 1	3990	HILL CAMPUS OF ARTS AND SCIENCES	8TH	1	0	3	1	33	30	52	39	16	21	196										
0880	DENVER COUNTY 1	3990	HILL CAMPUS OF ARTS AND SCIENCES	SCHOOL 1	3	1	10	6	108	88	131	123	85	96	651										
0880	DENVER COUNTY 1	4074	HOLM ELEMENTARY SCHOOL	PK	0	0	0	3	0	2	10	10	7	4	36										
0880	DENVER COUNTY 1	4074	HOLM ELEMENTARY SCHOOL	HALF DAY	2	0	2	2	11	8	6	7	4	7	49										
0880	DENVER COUNTY 1	4074	HOLM ELEMENTARY SCHOOL	KINDERG/	1	0	1	3	2	5	14	16	5	3	50										
0880	DENVER COUNTY 1	4074	HOLM ELEMENTARY SCHOOL	1ST	0	3	1	3	13	8	21	28	7	11	95										
0880	DENVER COUNTY 1	4074	HOLM ELEMENTARY SCHOOL	2ND	1	1	0	3	12	9	16	20	7	6	75										
0880	DENVER COUNTY 1	4074	HOLM ELEMENTARY SCHOOL	3RD	0	1	0	1	6	7	17	11	16	5	64										
0880	DENVER COUNTY 1	4074	HOLM ELEMENTARY SCHOOL	4TH	0	0	1	0	13	12	17	19	4	10	76										
0880	DENVER COUNTY 1	4074	HOLM ELEMENTARY SCHOOL	5TH	1	2	0	2	12	6	18	14	10	5	70										
0880	DENVER COUNTY 1	4074	HOLM ELEMENTARY SCHOOL	SCHOOL 1	5	7	5	17	69	57	119	125	60	51	515										
0880	DENVER COUNTY 1	4094	HORACE MANN MIDDLE SCHOOL	6TH	1	1	0	1	1	1	11	13	0	2	30										
0880	DENVER COUNTY 1	4094	HORACE MANN MIDDLE SCHOOL	7TH	1	1	0	2	1	1	32	42	4	4	88										
0880	DENVER COUNTY 1	4094	HORACE MANN MIDDLE SCHOOL	8TH	1	1	0	0	4	4	35	47	0	0	92										
0880	DENVER COUNTY 1	4094	HORACE MANN MIDDLE SCHOOL	SCHOOL 1	3	2	0	3	6	6	78	102	4	6	210										
0880	DENVER COUNTY 1	4140	HOWELL K-8 SCHOOL	PK	0	0	0	0	1	7	9	11	6	35											
0880	DENVER COUNTY 1	4140	HOWELL K-8 SCHOOL	KINDERG/	0	0	2	1	9	6	14	16	7	11	66										
0880	DENVER COUNTY 1	4140	HOWELL K-8 SCHOOL	1ST	0	0	0	0	9	14	17	20	5	4	69										
0880	DENVER COUNTY 1	4140	HOWELL K-8 SCHOOL	2ND	0	0	1	0	11	17	17	17	0	0	63										
0880	DENVER COUNTY 1	4140	HOWELL K-8 SCHOOL	3RD	0	0	0	0	5	10	22	18	2	3	60										
0880	DENVER COUNTY 1	4140	HOWELL K-8 SCHOOL	4TH	0	0	0	0	7	13	17	23	1	0	61										
0880	DENVER COUNTY 1	4140	HOWELL K-8 SCHOOL	5TH	0	0	1	1	9	13	14	18	4	3	63										
0880	DENVER COUNTY 1	4140	HOWELL K-8 SCHOOL	6TH	0	0	1	1	17	13	37	26	1	2	97										
0880	DENVER COUNTY 1	4140	HOWELL K-8 SCHOOL	7TH	0	0	1	0	21	12	30	25	2	2	93										
0880	DENVER COUNTY 1	4140	HOWELL K-8 SCHOOL	8TH	0	0	1	1	9	12	11	20	0	1	55										
0880	DENVER COUNTY 1	4140	HOWELL K-8 SCHOOL	SCHOOL 1	0	0	6	4	98	111	186	192	33	32	662										
0880	DENVER COUNTY 1	4444	JOHN F KENNEDY HIGH SCHOOL	9TH	3	6	14	8	4	2	118	123	46	41	365										
0880	DENVER COUNTY 1	4444	JOHN F KENNEDY HIGH SCHOOL	10TH	5	6	11	8	2	5	117	127	29	42	352										
0880	DENVER COUNTY 1	4444	JOHN F KENNEDY HIGH SCHOOL	11TH	1	3	8	9	4	4	132	129	37	38	365										
0880	DENVER COUNTY 1	4444	JOHN F KENNEDY HIGH SCHOOL	12TH	4	1	9	5	3	3	92	89	34	51	291										
0880	DENVER COUNTY 1	4444	JOHN F KENNEDY HIGH SCHOOL	SCHOOL 1	13	16	42	30	13	14	459	468	146	172	1,373										
0880	DENVER COUNTY 1	4450	JOHNSON ELEMENTARY SCHOOL	PK	0	0	1	0	0	0	17	12	1	1	32										
0880	DENVER COUNTY 1	4450	JOHNSON ELEMENTARY SCHOOL	KINDERG/	0	0	2	0	1	0	30	38	6	3	80										
0880	DENVER COUNTY 1	4450	JOHNSON ELEMENTARY SCHOOL	1ST	0	1	0	2	0	0	26	29	3	0	61										
0880	DENVER COUNTY 1	4450	JOHNSON ELEMENTARY SCHOOL	2ND	1	0	0	1	2	0	31	25	2	1	63										
0880	DENVER COUNTY 1	4450	JOHNSON ELEMENTARY SCHOOL	3RD	0	0	1	1	2	28	29	2	2	66											
0880	DENVER COUNTY 1	4450	JOHNSON ELEMENTARY SCHOOL	4TH	0	0	0	0	0	0	21	24	2	1	48										
0880	DENVER COUNTY 1	4450	JOHNSON ELEMENTARY SCHOOL	5TH	0	1	1	0	0	0	27	32	1	0	62										
0880	DENVER COUNTY 1	4450	JOHNSON ELEMENTARY SCHOOL	SCHOOL 1	1	2	5	4	4	2	180	189	17	8	412										
0880	DENVER COUNTY 1	4498	KAISER ELEMENTARY SCHOOL	PK	0	0	0	1	0	0	11	12	13	11	48										
0880	DENVER COUNTY 1	4498	KAISER ELEMENTARY SCHOOL	HALF DAY	0	0	0	0	0	0	3	4	1	2	10										
0880	DENVER COUNTY 1	4498	KAISER ELEMENTARY SCHOOL	KINDERG/	0	0	0	2	0	0	10	19	8	11	50										
0880	DENVER COUNTY 1	4498	KAISER ELEMENTARY SCHOOL	1ST	0	0	1	2	0	0	8	15	13	11	50										
0880	DENVER COUNTY 1	4498	KAISER ELEMENTARY SCHOOL	2ND	0	0	1	2	1	0	13	18	6	11	52										
0880	DENVER COUNTY 1	4498	KAISER ELEMENTARY SCHOOL	3RD	1	1	0	3	0	0	10	17	4	5	41										
0880	DENVER COUNTY 1	4498	KAISER ELEMENTARY SCHOOL	4TH	0	0	2	2	0	0	16	25	9	8	62										
0880	DENVER COUNTY 1	4498	KAISER ELEMENTARY SCHOOL	5TH	0	0	5	4	1	1	12	6	5	7	41										
0880	DENVER COUNTY 1	4498	KAISER ELEMENTARY SCHOOL	6TH	0	0	3	3	1	0	9	6	3	10	35										
0880	DENVER COUNTY 1	4498	KAISER ELEMENTARY SCHOOL	SCHOOL 1	1	1	12	19	3	1	92	122	62	76	389										
0880	DENVER COUNTY 1	4656	KEPNER MIDDLE SCHOOL	6TH	0	0	3	6	1	2	127	138	3	5	285										
0880	DENVER COUNTY 1	4656	KEPNER MIDDLE SCHOOL	7TH	1	2	3	5	5	2	124	151	4	6	303										
0880	DENVER COUNTY 1	4656	KEPNER MIDDLE SCHOOL	8TH	2	4	3	4	5	5	157	158	6	3	346										
0880	DENVER COUNTY 1	4656	KEPNER MIDDLE SCHOOL	SCHOOL 1	3	6	9	15	10	9	408	447	13	14	934										


COLORADO DEPARTMENT OF EDUCATION
FALL 2007 PUPIL MEMBERSHIP BY DISTRICT, SCHOOL, GRADE, RACE/ETHNICITY, AND GENDER

District Code	DISTRICT	School Code	SCHOOL	GRADE	AMERICAN INDIAN OR ALASKAN NATIVE	AMERICAN INDIAN OR ALASKAN NATIVE	ASIAN OR PACIFIC ISLANDER	ASIAN OR PACIFIC ISLANDER	BLACK (NOT HISPANIC)	BLACK (NOT HISPANIC)	HISPANIC	HISPANIC	WHITE (NOT HISPANIC)	WHITE (NOT HISPANIC)	Total
					FEMALE	MALE	FEMALE	MALE	FEMALE	MALE	FEMALE	MALE	FEMALE	MALE	
0880	DENVER COUNTY 1	4732	KIPP SUNSHINE PEAK ACADEMY	5TH	0	1	1	1	1	1	49	44	3	2	103
0880	DENVER COUNTY 1	4732	KIPP SUNSHINE PEAK ACADEMY	6TH	1	0	1	0	2	1	42	46	1	2	96
0880	DENVER COUNTY 1	4732	KIPP SUNSHINE PEAK ACADEMY	7TH	0	0	0	0	4	3	48	29	1	0	85
0880	DENVER COUNTY 1	4732	KIPP SUNSHINE PEAK ACADEMY	8TH	0	0	0	0	1	2	31	22	2	2	60
0880	DENVER COUNTY 1	4732	KIPP SUNSHINE PEAK ACADEMY	SCHOOL 1	1	1	2	1	8	7	170	141	7	6	344
0880	DENVER COUNTY 1	4762	KNAPP ELEMENTARY SCHOOL	PK	0	1	0	0	0	0	30	31	0	1	63
0880	DENVER COUNTY 1	4762	KNAPP ELEMENTARY SCHOOL	HALF DAY	0	0	0	0	0	0	24	30	0	0	54
0880	DENVER COUNTY 1	4762	KNAPP ELEMENTARY SCHOOL	KINDERG/	1	1	0	1	1	1	21	28	0	2	56
0880	DENVER COUNTY 1	4762	KNAPP ELEMENTARY SCHOOL	1ST	2	0	0	0	1	0	50	50	5	2	110
0880	DENVER COUNTY 1	4762	KNAPP ELEMENTARY SCHOOL	2ND	1	0	0	1	0	1	39	59	0	2	103
0880	DENVER COUNTY 1	4762	KNAPP ELEMENTARY SCHOOL	3RD	0	0	0	0	0	0	39	31	1	1	72
0880	DENVER COUNTY 1	4762	KNAPP ELEMENTARY SCHOOL	4TH	1	0	0	0	0	1	51	39	0	2	94
0880	DENVER COUNTY 1	4762	KNAPP ELEMENTARY SCHOOL	5TH	0	2	1	0	0	0	32	41	1	0	77
0880	DENVER COUNTY 1	4762	KNAPP ELEMENTARY SCHOOL	SCHOOL 1	5	4	1	2	2	3	286	309	7	10	629
0880	DENVER COUNTY 1	4782	KNIGHT FUNDAMENTAL SCHOOL	HALF DAY	0	0	0	0	0	1	0	1	0	1	3
0880	DENVER COUNTY 1	4782	KNIGHT FUNDAMENTAL SCHOOL	KINDERG/	0	1	0	0	10	10	1	2	0	1	25
0880	DENVER COUNTY 1	4782	KNIGHT FUNDAMENTAL SCHOOL	1ST	0	0	0	1	13	15	1	1	0	3	34
0880	DENVER COUNTY 1	4782	KNIGHT FUNDAMENTAL SCHOOL	2ND	0	0	0	0	15	14	1	1	1	0	32
0880	DENVER COUNTY 1	4782	KNIGHT FUNDAMENTAL SCHOOL	3RD	0	0	0	0	20	17	1	2	1	0	41
0880	DENVER COUNTY 1	4782	KNIGHT FUNDAMENTAL SCHOOL	4TH	0	0	0	0	19	17	2	3	0	1	42
0880	DENVER COUNTY 1	4782	KNIGHT FUNDAMENTAL SCHOOL	5TH	0	0	0	0	20	16	1	3	1	0	41
0880	DENVER COUNTY 1	4782	KNIGHT FUNDAMENTAL SCHOOL	SCHOOL 1	0	1	0	1	97	90	7	13	3	6	218
0880	DENVER COUNTY 1	4822	KUNSMILLER MIDDLE SCHOOL	6TH	3	0	1	2	0	0	72	82	5	5	170
0880	DENVER COUNTY 1	4822	KUNSMILLER MIDDLE SCHOOL	7TH	1	0	2	6	1	0	78	97	5	3	193
0880	DENVER COUNTY 1	4822	KUNSMILLER MIDDLE SCHOOL	8TH	2	2	9	2	2	2	100	102	9	15	245
0880	DENVER COUNTY 1	4822	KUNSMILLER MIDDLE SCHOOL	SCHOOL 1	6	2	12	10	3	2	250	281	19	23	608
0880	DENVER COUNTY 1	4910	LAKE MIDDLE SCHOOL	6TH	1	0	1	0	4	5	86	92	8	9	206
0880	DENVER COUNTY 1	4910	LAKE MIDDLE SCHOOL	7TH	3	0	0	3	2	7	75	84	9	7	193
0880	DENVER COUNTY 1	4910	LAKE MIDDLE SCHOOL	8TH	2	2	1	2	2	2	96	81	6	10	204
0880	DENVER COUNTY 1	4910	LAKE MIDDLE SCHOOL	SCHOOL 1	6	5	2	5	8	14	257	257	23	26	603
0880	DENVER COUNTY 1	5129	LIFE SKILLS CENTER OF DENVER	9TH	0	0	2	0	12	9	26	29	1	1	80
0880	DENVER COUNTY 1	5129	LIFE SKILLS CENTER OF DENVER	10TH	0	2	0	0	9	7	19	12	8	4	61
0880	DENVER COUNTY 1	5129	LIFE SKILLS CENTER OF DENVER	11TH	0	0	0	1	9	3	11	16	4	2	46
0880	DENVER COUNTY 1	5129	LIFE SKILLS CENTER OF DENVER	12TH	1	0	0	0	3	3	10	7	2	1	27
0880	DENVER COUNTY 1	5129	LIFE SKILLS CENTER OF DENVER	SCHOOL 1	2	2	2	1	33	22	66	64	15	8	214
0880	DENVER COUNTY 1	5158	LINCOLN ELEMENTARY SCHOOL	PK	0	0	2	1	0	1	10	8	27	20	69
0880	DENVER COUNTY 1	5158	LINCOLN ELEMENTARY SCHOOL	HALF DAY	0	0	0	0	0	1	0	0	0	1	2
0880	DENVER COUNTY 1	5158	LINCOLN ELEMENTARY SCHOOL	KINDERG/	1	1	0	1	0	2	4	6	16	10	41
0880	DENVER COUNTY 1	5158	LINCOLN ELEMENTARY SCHOOL	1ST	0	0	1	4	0	1	6	7	23	6	48
0880	DENVER COUNTY 1	5158	LINCOLN ELEMENTARY SCHOOL	2ND	0	0	2	0	1	0	9	5	7	12	36
0880	DENVER COUNTY 1	5158	LINCOLN ELEMENTARY SCHOOL	3RD	0	0	1	0	1	1	7	6	3	6	25
0880	DENVER COUNTY 1	5158	LINCOLN ELEMENTARY SCHOOL	4TH	0	1	1	0	1	3	3	7	5	21	5
0880	DENVER COUNTY 1	5158	LINCOLN ELEMENTARY SCHOOL	5TH	0	0	2	1	1	2	3	6	1	5	21
0880	DENVER COUNTY 1	5158	LINCOLN ELEMENTARY SCHOOL	SCHOOL 1	1	1	9	8	3	9	42	41	84	65	263
0880	DENVER COUNTY 1	5342	LOWRY ELEMENTARY SCHOOL	PK	0	0	0	0	3	3	3	3	13	12	37
0880	DENVER COUNTY 1	5342	LOWRY ELEMENTARY SCHOOL	HALF DAY	0	0	0	0	0	0	0	0	0	1	1
0880	DENVER COUNTY 1	5342	LOWRY ELEMENTARY SCHOOL	KINDERG/	0	1	0	0	9	13	3	5	16	27	74
0880	DENVER COUNTY 1	5342	LOWRY ELEMENTARY SCHOOL	1ST	0	0	0	0	15	7	7	5	21	19	74
0880	DENVER COUNTY 1	5342	LOWRY ELEMENTARY SCHOOL	2ND	0	1	3	1	15	9	4	5	25	18	81
0880	DENVER COUNTY 1	5342	LOWRY ELEMENTARY SCHOOL	3RD	0	0	1	1	9	7	14	11	12	21	76
0880	DENVER COUNTY 1	5342	LOWRY ELEMENTARY SCHOOL	4TH	0	0	0	1	9	12	5	2	22	11	62
0880	DENVER COUNTY 1	5342	LOWRY ELEMENTARY SCHOOL	5TH	1	0	0	0	8	13	2	7	7	15	53
0880	DENVER COUNTY 1	5342	LOWRY ELEMENTARY SCHOOL	SCHOOL 1	1	2	4	3	68	64	38	38	116	124	458
0880	DENVER COUNTY 1	5448	MANUAL HIGH SCHOOL	9TH	0	0	0	0	35	45	46	34	2	1	163
0880	DENVER COUNTY 1	5448	MANUAL HIGH SCHOOL	SCHOOL 1	0	0	0	0	35	45	46	34	2	1	163
0880	DENVER COUNTY 1	5578	MARRAMA ELEMENTARY SCHOOL	PK	0	0	0	0	6	8	6	9	3	1	33
0880	DENVER COUNTY 1	5578	MARRAMA ELEMENTARY SCHOOL	HALF DAY	1	0	3	1	4	4	9	12	4	4	42
0880	DENVER COUNTY 1	5578	MARRAMA ELEMENTARY SCHOOL	KINDERG/	0	0	0	0	3	3	4	10	2	2	24
0880	DENVER COUNTY 1	5578	MARRAMA ELEMENTARY SCHOOL	1ST	0	0	5	2	10	12	13	19	4	3	68
0880	DENVER COUNTY 1	5578	MARRAMA ELEMENTARY SCHOOL	2ND	0	1	3	3	16	15	29	12	4	6	89
0880	DENVER COUNTY 1	5578	MARRAMA ELEMENTARY SCHOOL	3RD	0	0	5	1	12	16	27	27	4	2	94
0880	DENVER COUNTY 1	5578	MARRAMA ELEMENTARY SCHOOL	4TH	0	0	0	2	16	15	17	26	2	4	82
0880	DENVER COUNTY 1	5578	MARRAMA ELEMENTARY SCHOOL	5TH	0	0	2	4	16	9	17	17	4	5	74
0880	DENVER COUNTY 1	5578	MARRAMA ELEMENTARY SCHOOL	SCHOOL 1	1	1	18	13	83	82	122	132	27	27	506
0880	DENVER COUNTY 1	5605	MARTIN LUTHER KING MIDDLE COLLEGE	6TH	1	3	8	5	42	45	87	100	6	6	303
0880	DENVER COUNTY 1	5605	MARTIN LUTHER KING MIDDLE COLLEGE	7TH	0	1	8	5	39	54	78	82	10	11	288
0880	DENVER COUNTY 1	5605	MARTIN LUTHER KING MIDDLE COLLEGE	8TH	1	1	6	6	58	58	104	92	12	5	343




COLORADO DEPARTMENT OF EDUCATION
FALL 2007 PUPIL MEMBERSHIP BY DISTRICT, SCHOOL, GRADE, RACE/ETHNICITY, AND GENDER

District Code	DISTRICT	School Code	SCHOOL	GRADE	AMERICAN INDIAN OR ALASKAN NATIVE	AMERICAN INDIAN OR ALASKAN NATIVE	ASIAN OR PACIFIC ISLANDER	ASIAN OR PACIFIC ISLANDER	BLACK (NOT HISPANIC)	BLACK (NOT HISPANIC)	HISPANIC	HISPANIC	WHITE (NOT HISPANIC)	WHITE (NOT HISPANIC)	Total
					FEMALE	MALE	FEMALE	MALE	FEMALE	MALE	FEMALE	MALE	FEMALE	MALE	
0880	DENVER COUNTY 1	5605	MARTIN LUTHER KING MIDDLE COLLEGE	9TH	0	0	6	5	22	9	28	31	7	6	114
0880	DENVER COUNTY 1	5605	MARTIN LUTHER KING MIDDLE COLLEGE	10TH	0	0	2	1	19	15	40	18	5	2	102
0880	DENVER COUNTY 1	5605	MARTIN LUTHER KING MIDDLE COLLEGE	SCHOOL 1	2	5	30	22	180	181	337	323	40	30	1,150
0880	DENVER COUNTY 1	5644	MAXWELL ELEMENTARY SCHOOL	PK	0	0	0	0	2	0	11	17	1	1	32
0880	DENVER COUNTY 1	5644	MAXWELL ELEMENTARY SCHOOL	HALF DAY	0	0	0	0	3	3	20	11	0	4	41
0880	DENVER COUNTY 1	5644	MAXWELL ELEMENTARY SCHOOL	KINDERG/	0	0	0	0	4	4	14	6	0	0	24
0880	DENVER COUNTY 1	5644	MAXWELL ELEMENTARY SCHOOL	1ST	0	0	0	0	8	14	32	34	4	0	92
0880	DENVER COUNTY 1	5644	MAXWELL ELEMENTARY SCHOOL	2ND	0	0	0	0	12	12	41	35	2	1	103
0880	DENVER COUNTY 1	5644	MAXWELL ELEMENTARY SCHOOL	3RD	0	0	0	2	9	12	26	38	2	1	90
0880	DENVER COUNTY 1	5644	MAXWELL ELEMENTARY SCHOOL	4TH	0	0	0	1	13	15	32	27	0	0	88
0880	DENVER COUNTY 1	5644	MAXWELL ELEMENTARY SCHOOL	5TH	0	0	0	0	15	18	25	29	2	3	92
0880	DENVER COUNTY 1	5644	MAXWELL ELEMENTARY SCHOOL	SCHOOL 1	0	0	0	3	62	78	201	197	11	10	562
0880	DENVER COUNTY 1	5685	MC GLONE ELEMENTARY SCHOOL	PK	0	0	0	0	7	15	26	30	2	0	80
0880	DENVER COUNTY 1	5685	MC GLONE ELEMENTARY SCHOOL	HALF DAY	0	0	0	0	2	2	13	25	0	1	43
0880	DENVER COUNTY 1	5685	MC GLONE ELEMENTARY SCHOOL	KINDERG/	0	0	0	0	1	5	24	21	0	2	53
0880	DENVER COUNTY 1	5685	MC GLONE ELEMENTARY SCHOOL	1ST	0	0	1	1	6	7	32	47	2	1	97
0880	DENVER COUNTY 1	5685	MC GLONE ELEMENTARY SCHOOL	2ND	0	1	0	0	3	9	26	35	1	0	75
0880	DENVER COUNTY 1	5685	MC GLONE ELEMENTARY SCHOOL	3RD	0	0	0	0	4	5	31	37	0	1	78
0880	DENVER COUNTY 1	5685	MC GLONE ELEMENTARY SCHOOL	4TH	0	0	1	0	4	8	31	33	1	1	79
0880	DENVER COUNTY 1	5685	MC GLONE ELEMENTARY SCHOOL	5TH	0	0	1	0	3	4	26	25	1	0	60
0880	DENVER COUNTY 1	5685	MC GLONE ELEMENTARY SCHOOL	SCHOOL 1	0	1	3	1	30	55	209	253	7	6	565
0880	DENVER COUNTY 1	5702	MC KINLEY-THATCHER ELEMENTARY SCHOOL	PK	0	0	0	0	0	0	3	2	3	7	15
0880	DENVER COUNTY 1	5702	MC KINLEY-THATCHER ELEMENTARY SCHOOL	HALF DAY	0	0	1	0	0	0	0	2	5	1	9
0880	DENVER COUNTY 1	5702	MC KINLEY-THATCHER ELEMENTARY SCHOOL	KINDERG/	0	0	0	0	0	0	7	2	6	7	22
0880	DENVER COUNTY 1	5702	MC KINLEY-THATCHER ELEMENTARY SCHOOL	1ST	0	0	1	0	1	0	14	4	8	14	42
0880	DENVER COUNTY 1	5702	MC KINLEY-THATCHER ELEMENTARY SCHOOL	2ND	0	0	1	0	1	0	7	4	6	16	35
0880	DENVER COUNTY 1	5702	MC KINLEY-THATCHER ELEMENTARY SCHOOL	3RD	0	0	1	0	3	1	6	10	12	11	44
0880	DENVER COUNTY 1	5702	MC KINLEY-THATCHER ELEMENTARY SCHOOL	4TH	0	0	1	0	0	0	5	10	6	8	30
0880	DENVER COUNTY 1	5702	MC KINLEY-THATCHER ELEMENTARY SCHOOL	5TH	0	0	0	0	2	2	7	6	5	8	30
0880	DENVER COUNTY 1	5702	MC KINLEY-THATCHER ELEMENTARY SCHOOL	SCHOOL 1	0	0	5	0	7	3	49	40	51	72	227
0880	DENVER COUNTY 1	5716	MC MEEN ELEMENTARY SCHOOL	PK	0	0	1	2	5	10	17	11	2	3	51
0880	DENVER COUNTY 1	5716	MC MEEN ELEMENTARY SCHOOL	HALF DAY	0	0	1	0	2	2	4	3	2	3	17
0880	DENVER COUNTY 1	5716	MC MEEN ELEMENTARY SCHOOL	KINDERG/	0	1	1	3	7	9	21	19	5	8	74
0880	DENVER COUNTY 1	5716	MC MEEN ELEMENTARY SCHOOL	1ST	0	0	2	4	10	15	14	24	8	16	93
0880	DENVER COUNTY 1	5716	MC MEEN ELEMENTARY SCHOOL	2ND	0	1	1	5	11	10	24	17	3	5	80
0880	DENVER COUNTY 1	5716	MC MEEN ELEMENTARY SCHOOL	3RD	0	0	3	3	17	12	20	20	7	6	88
0880	DENVER COUNTY 1	5716	MC MEEN ELEMENTARY SCHOOL	4TH	1	0	2	0	12	9	14	18	9	11	76
0880	DENVER COUNTY 1	5716	MC MEEN ELEMENTARY SCHOOL	5TH	0	0	7	4	9	16	3	15	9	7	70
0880	DENVER COUNTY 1	5716	MC MEEN ELEMENTARY SCHOOL	SCHOOL 1	4	2	18	21	73	83	117	127	45	59	549
0880	DENVER COUNTY 1	5826	MERRILL MIDDLE SCHOOL	6TH	2	0	10	11	19	21	28	33	16	29	169
0880	DENVER COUNTY 1	5826	MERRILL MIDDLE SCHOOL	7TH	5	4	4	11	26	17	39	24	27	29	186
0880	DENVER COUNTY 1	5826	MERRILL MIDDLE SCHOOL	8TH	2	4	13	8	25	21	37	36	20	27	193
0880	DENVER COUNTY 1	5826	MERRILL MIDDLE SCHOOL	SCHOOL 1	9	8	27	30	70	59	104	93	63	85	548
0880	DENVER COUNTY 1	5844	CONTEMPORARY LEARNING ACADEMY HIGH SCHOOL	9TH	1	0	0	2	6	10	16	16	3	3	57
0880	DENVER COUNTY 1	5844	CONTEMPORARY LEARNING ACADEMY HIGH SCHOOL	10TH	2	3	1	0	3	11	24	27	2	4	77
0880	DENVER COUNTY 1	5844	CONTEMPORARY LEARNING ACADEMY HIGH SCHOOL	11TH	0	1	1	1	8	11	12	26	3	4	67
0880	DENVER COUNTY 1	5844	CONTEMPORARY LEARNING ACADEMY HIGH SCHOOL	12TH	1	1	0	0	8	10	13	16	1	0	50
0880	DENVER COUNTY 1	5844	CONTEMPORARY LEARNING ACADEMY HIGH SCHOOL	SCHOOL 1	5	4	2	3	25	42	65	85	9	11	251
0880	DENVER COUNTY 1	5940	MITCHELL ELEMENTARY SCHOOL	PK	0	0	0	0	2	6	10	13	0	1	32
0880	DENVER COUNTY 1	5940	MITCHELL ELEMENTARY SCHOOL	KINDERG/	0	0	0	0	4	6	15	22	3	1	51
0880	DENVER COUNTY 1	5940	MITCHELL ELEMENTARY SCHOOL	1ST	0	0	0	0	6	4	18	23	1	1	53
0880	DENVER COUNTY 1	5940	MITCHELL ELEMENTARY SCHOOL	2ND	0	1	0	0	4	4	23	18	0	2	52
0880	DENVER COUNTY 1	5940	MITCHELL ELEMENTARY SCHOOL	3RD	0	1	0	0	6	5	21	17	1	1	52
0880	DENVER COUNTY 1	5940	MITCHELL ELEMENTARY SCHOOL	4TH	0	0	1	1	1	1	20	15	1	1	40
0880	DENVER COUNTY 1	5940	MITCHELL ELEMENTARY SCHOOL	5TH	0	1	0	0	8	1	15	15	0	0	40
0880	DENVER COUNTY 1	5940	MITCHELL ELEMENTARY SCHOOL	6TH	1	0	0	0	3	2	23	15	0	1	45
0880	DENVER COUNTY 1	5940	MITCHELL ELEMENTARY SCHOOL	SCHOOL 1	1	3	0	1	34	29	145	138	6	8	365
0880	DENVER COUNTY 1	5995	MONTBELLO HIGH SCHOOL	9TH	0	3	4	8	83	84	126	133	7	8	456
0880	DENVER COUNTY 1	5995	MONTBELLO HIGH SCHOOL	10TH	1	0	6	3	67	79	118	112	4	8	398
0880	DENVER COUNTY 1	5995	MONTBELLO HIGH SCHOOL	11TH	1	0	11	4	60	66	118	103	8	10	381
0880	DENVER COUNTY 1	5995	MONTBELLO HIGH SCHOOL	12TH	0	0	3	2	73	69	91	89	3	15	345
0880	DENVER COUNTY 1	5995	MONTBELLO HIGH SCHOOL	SCHOOL 1	2	3	24	17	283	298	453	437	22	41	1,580
0880	DENVER COUNTY 1	5998	OAKLAND ELEMENTARY SCHOOL	PK	0	0	2	1	9	4	14	20	3	1	54
0880	DENVER COUNTY 1	5998	OAKLAND ELEMENTARY SCHOOL	HALF DAY	0	0	1	0	6	11	16	21	2	1	58
0880	DENVER COUNTY 1	5998	OAKLAND ELEMENTARY SCHOOL	KINDERG/	0	1	1	0	5	1	13	4	0	1	26
0880	DENVER COUNTY 1	5998	OAKLAND ELEMENTARY SCHOOL	1ST	1	0	0	0	11	11	22	30	2	3	80
0880	DENVER COUNTY 1	5998	OAKLAND ELEMENTARY SCHOOL	2ND	0	0	0	0	11	8	19	22	2	1	63




COLORADO DEPARTMENT OF EDUCATION
FALL 2007 PUPIL MEMBERSHIP BY DISTRICT, SCHOOL, GRADE, RACE/ETHNICITY, AND GENDER

District Code	DISTRICT	School Code	SCHOOL	GRADE	AMERICAN INDIAN OR ALASKAN NATIVE		ASIAN OR PACIFIC ISLANDER		BLACK (NOT HISPANIC)		HISPANIC		WHITE (NOT HISPANIC)		Total
					FEMALE	MALE	FEMALE	MALE	FEMALE	MALE	FEMALE	MALE	FEMALE	MALE	
0880	DENVER COUNTY 1	5998	OAKLAND ELEMENTARY SCHOOL	3RD	0	0	0	2	8	15	15	24	1	2	67
0880	DENVER COUNTY 1	5998	OAKLAND ELEMENTARY SCHOOL	4TH	0	0	0	0	8	10	28	16	3	2	67
0880	DENVER COUNTY 1	5998	OAKLAND ELEMENTARY SCHOOL	5TH	0	0	0	0	10	5	19	20	0	1	55
0880	DENVER COUNTY 1	5998	OAKLAND ELEMENTARY SCHOOL	SCHOOL 1	1	4	4	3	68	65	146	157	13	12	470
0880	DENVER COUNTY 1	6002	MONTCLAIR ELEMENTARY SCHOOL	PK	1	0	1	0	8	5	3	4	5	6	33
0880	DENVER COUNTY 1	6002	MONTCLAIR ELEMENTARY SCHOOL	HALF DAY	0	0	0	0	0	3	5	0	1	2	11
0880	DENVER COUNTY 1	6002	MONTCLAIR ELEMENTARY SCHOOL	KINDERG/	1	0	0	0	3	6	8	3	9	14	44
0880	DENVER COUNTY 1	6002	MONTCLAIR ELEMENTARY SCHOOL	1ST	1	0	0	1	9	17	17	9	14	12	80
0880	DENVER COUNTY 1	6002	MONTCLAIR ELEMENTARY SCHOOL	2ND	0	0	1	0	14	5	8	13	8	11	60
0880	DENVER COUNTY 1	6002	MONTCLAIR ELEMENTARY SCHOOL	3RD	0	1	0	0	12	10	10	8	7	8	56
0880	DENVER COUNTY 1	6002	MONTCLAIR ELEMENTARY SCHOOL	4TH	0	0	0	0	8	7	9	8	6	6	44
0880	DENVER COUNTY 1	6002	MONTCLAIR ELEMENTARY SCHOOL	5TH	0	0	0	0	10	4	9	7	4	1	35
0880	DENVER COUNTY 1	6002	MONTCLAIR ELEMENTARY SCHOOL	SCHOOL 1	3	1	2	1	64	57	69	52	54	60	363
0880	DENVER COUNTY 1	6088	MOORE K-8 SCHOOL	PK	1	0	0	0	0	2	4	0	3	2	12
0880	DENVER COUNTY 1	6088	MOORE K-8 SCHOOL	HALF DAY	1	0	0	0	3	1	1	1	3	3	13
0880	DENVER COUNTY 1	6088	MOORE K-8 SCHOOL	KINDERG/	0	1	0	0	2	3	1	7	6	4	24
0880	DENVER COUNTY 1	6088	MOORE K-8 SCHOOL	1ST	1	0	0	2	6	8	12	8	9	14	60
0880	DENVER COUNTY 1	6088	MOORE K-8 SCHOOL	2ND	2	1	0	0	4	3	7	7	10	8	42
0880	DENVER COUNTY 1	6088	MOORE K-8 SCHOOL	3RD	0	0	0	2	3	9	3	10	3	5	35
0880	DENVER COUNTY 1	6088	MOORE K-8 SCHOOL	4TH	1	0	2	0	6	7	8	9	4	5	42
0880	DENVER COUNTY 1	6088	MOORE K-8 SCHOOL	5TH	0	1	0	1	2	3	5	9	2	3	26
0880	DENVER COUNTY 1	6088	MOORE K-8 SCHOOL	6TH	1	0	3	0	2	7	5	2	7	3	30
0880	DENVER COUNTY 1	6088	MOORE K-8 SCHOOL	7TH	0	2	0	0	5	3	7	5	3	7	32
0880	DENVER COUNTY 1	6088	MOORE K-8 SCHOOL	8TH	2	0	1	0	4	3	12	7	6	9	44
0880	DENVER COUNTY 1	6088	MOORE K-8 SCHOOL	SCHOOL 1	9	5	6	5	37	49	65	65	56	63	360
0880	DENVER COUNTY 1	6098	MOREY MIDDLE SCHOOL	6TH	3	0	3	6	24	30	27	33	42	47	214
0880	DENVER COUNTY 1	6098	MOREY MIDDLE SCHOOL	7TH	0	4	3	27	29	24	30	41	70	229	666
0880	DENVER COUNTY 1	6098	MOREY MIDDLE SCHOOL	8TH	3	1	5	3	34	36	24	37	61	66	269
0880	DENVER COUNTY 1	6098	MOREY MIDDLE SCHOOL	SCHOOL 1	4	2	12	12	85	95	75	100	144	183	712
0880	DENVER COUNTY 1	6188	MUNROE ELEMENTARY SCHOOL	PK	0	0	0	1	0	0	24	37	0	0	62
0880	DENVER COUNTY 1	6188	MUNROE ELEMENTARY SCHOOL	HALF DAY	0	0	1	0	1	0	21	18	0	0	41
0880	DENVER COUNTY 1	6188	MUNROE ELEMENTARY SCHOOL	KINDERG/	0	0	1	0	0	1	22	18	2	0	44
0880	DENVER COUNTY 1	6188	MUNROE ELEMENTARY SCHOOL	1ST	0	1	2	0	1	0	44	45	2	1	96
0880	DENVER COUNTY 1	6188	MUNROE ELEMENTARY SCHOOL	2ND	0	0	0	0	0	2	45	51	1	1	100
0880	DENVER COUNTY 1	6188	MUNROE ELEMENTARY SCHOOL	3RD	0	0	2	2	1	0	44	41	0	1	92
0880	DENVER COUNTY 1	6188	MUNROE ELEMENTARY SCHOOL	4TH	0	0	1	0	0	1	40	42	1	2	86
0880	DENVER COUNTY 1	6188	MUNROE ELEMENTARY SCHOOL	5TH	0	1	0	0	0	0	27	24	0	1	53
0880	DENVER COUNTY 1	6188	MUNROE ELEMENTARY SCHOOL	SCHOOL 1	1	2	6	4	3	3	267	276	6	6	574
0880	DENVER COUNTY 1	6254	NEWLON ELEMENTARY SCHOOL	PK	0	0	0	0	0	0	13	13	1	0	27
0880	DENVER COUNTY 1	6254	NEWLON ELEMENTARY SCHOOL	HALF DAY	0	0	0	0	0	1	7	0	2	0	10
0880	DENVER COUNTY 1	6254	NEWLON ELEMENTARY SCHOOL	KINDERG/	0	0	0	1	0	2	34	49	2	3	91
0880	DENVER COUNTY 1	6254	NEWLON ELEMENTARY SCHOOL	1ST	0	0	0	1	0	0	31	53	0	1	86
0880	DENVER COUNTY 1	6254	NEWLON ELEMENTARY SCHOOL	2ND	0	0	0	0	1	0	44	39	1	1	86
0880	DENVER COUNTY 1	6254	NEWLON ELEMENTARY SCHOOL	3RD	0	0	0	1	0	0	47	30	0	1	79
0880	DENVER COUNTY 1	6254	NEWLON ELEMENTARY SCHOOL	4TH	0	0	0	0	0	0	37	32	1	0	70
0880	DENVER COUNTY 1	6254	NEWLON ELEMENTARY SCHOOL	5TH	0	0	0	0	1	0	34	32	2	0	69
0880	DENVER COUNTY 1	6254	NEWLON ELEMENTARY SCHOOL	SCHOOL 1	0	0	0	3	2	3	247	248	9	6	518
0880	DENVER COUNTY 1	6314	NORTH HIGH SCHOOL	9TH	3	1	1	5	6	130	126	4	13	289	634
0880	DENVER COUNTY 1	6314	NORTH HIGH SCHOOL	10TH	3	1	2	3	3	6	144	146	10	7	325
0880	DENVER COUNTY 1	6314	NORTH HIGH SCHOOL	11TH	1	1	1	1	2	7	106	128	9	9	265
0880	DENVER COUNTY 1	6314	NORTH HIGH SCHOOL	12TH	0	2	2	0	1	5	90	85	8	8	201
0880	DENVER COUNTY 1	6314	NORTH HIGH SCHOOL	SCHOOL 1	7	5	5	5	11	24	470	485	31	37	1,080
0880	DENVER COUNTY 1	6350	BRUCE RANDOLPH SCHOOL	6TH	1	0	0	0	5	7	36	53	1	0	103
0880	DENVER COUNTY 1	6350	BRUCE RANDOLPH SCHOOL	7TH	0	0	0	0	11	12	69	71	0	0	163
0880	DENVER COUNTY 1	6350	BRUCE RANDOLPH SCHOOL	8TH	1	1	0	0	15	11	83	75	4	1	191
0880	DENVER COUNTY 1	6350	BRUCE RANDOLPH SCHOOL	9TH	0	0	0	0	1	4	62	58	0	3	128
0880	DENVER COUNTY 1	6350	BRUCE RANDOLPH SCHOOL	10TH	0	0	0	0	4	3	43	43	2	0	95
0880	DENVER COUNTY 1	6350	BRUCE RANDOLPH SCHOOL	SCHOOL 1	2	1	0	0	36	37	293	300	7	4	680
0880	DENVER COUNTY 1	6394	NORTHEAST ACADEMY CHARTER SCHOOL	KINDERG/	1	0	0	2	16	14	7	5	2	1	48
0880	DENVER COUNTY 1	6394	NORTHEAST ACADEMY CHARTER SCHOOL	1ST	0	0	0	0	24	15	8	4	0	3	54
0880	DENVER COUNTY 1	6394	NORTHEAST ACADEMY CHARTER SCHOOL	2ND	0	0	0	0	17	16	7	7	1	1	49
0880	DENVER COUNTY 1	6394	NORTHEAST ACADEMY CHARTER SCHOOL	3RD	0	0	0	0	19	15	4	7	0	1	46
0880	DENVER COUNTY 1	6394	NORTHEAST ACADEMY CHARTER SCHOOL	4TH	0	0	0	0	20	19	8	3	1	2	53
0880	DENVER COUNTY 1	6394	NORTHEAST ACADEMY CHARTER SCHOOL	5TH	0	0	0	0	12	12	10	4	2	0	40
0880	DENVER COUNTY 1	6394	NORTHEAST ACADEMY CHARTER SCHOOL	6TH	0	0	0	0	13	6	4	7	1	1	32
0880	DENVER COUNTY 1	6394	NORTHEAST ACADEMY CHARTER SCHOOL	7TH	0	0	0	0	6	10	2	8	0	1	27
0880	DENVER COUNTY 1	6394	NORTHEAST ACADEMY CHARTER SCHOOL	8TH	0	0	0	0	5	8	3	2	0	0	18



COLORADO DEPARTMENT OF EDUCATION
FALL 2007 PUPIL MEMBERSHIP BY DISTRICT, SCHOOL, GRADE, RACE/ETHNICITY, AND GENDER

District Code	DISTRICT	School Code	SCHOOL	GRADE	AMERICAN INDIAN OR ALASKAN NATIVE	AMERICAN INDIAN OR ALASKAN NATIVE	ASIAN OR PACIFIC ISLANDER	ASIAN OR PACIFIC ISLANDER	BLACK (NOT HISPANIC)	BLACK (NOT HISPANIC)	HISPANIC	HISPANIC	WHITE (NOT HISPANIC)	WHITE (NOT HISPANIC)	Total
					FEMALE	MALE	FEMALE	MALE	FEMALE	MALE	FEMALE	MALE	FEMALE	MALE	
0880	DENVER COUNTY 1	6394	NORTHEAST ACADEMY CHARTER SCHOOL	SCHOOL 1	1	0	0	2	132	115	53	47	7	10	367
0880	DENVER COUNTY 1	6397	ACADEMIA ANA MARIE SANDOVAL	PK	0	0	0	1	0	0	14	18	35	39	107
0880	DENVER COUNTY 1	6397	ACADEMIA ANA MARIE SANDOVAL	KINDERG/	0	1	0	0	0	0	13	14	10	14	52
0880	DENVER COUNTY 1	6397	ACADEMIA ANA MARIE SANDOVAL	1ST	0	0	0	0	1	0	21	15	13	12	62
0880	DENVER COUNTY 1	6397	ACADEMIA ANA MARIE SANDOVAL	2ND	1	1	1	3	0	0	15	16	5	7	49
0880	DENVER COUNTY 1	6397	ACADEMIA ANA MARIE SANDOVAL	3RD	0	0	0	0	1	1	13	16	5	8	44
0880	DENVER COUNTY 1	6397	ACADEMIA ANA MARIE SANDOVAL	4TH	0	0	1	1	0	0	14	10	12	6	44
0880	DENVER COUNTY 1	6397	ACADEMIA ANA MARIE SANDOVAL	5TH	0	0	0	0	0	0	13	11	8	3	35
0880	DENVER COUNTY 1	6397	ACADEMIA ANA MARIE SANDOVAL	6TH	0	0	0	0	1	0	7	10	3	1	22
0880	DENVER COUNTY 1	6397	ACADEMIA ANA MARIE SANDOVAL	SCHOOL 1	1	2	2	5	3	110	110	91	90	415	
0880	DENVER COUNTY 1	6479	ODYSSEY CHARTER ELEMENTARY SCHOOL	KINDERG/	0	1	0	0	2	5	1	2	7	7	25
0880	DENVER COUNTY 1	6479	ODYSSEY CHARTER ELEMENTARY SCHOOL	1ST	1	0	0	0	5	4	2	1	7	5	25
0880	DENVER COUNTY 1	6479	ODYSSEY CHARTER ELEMENTARY SCHOOL	2ND	0	0	0	1	3	2	2	1	8	7	24
0880	DENVER COUNTY 1	6479	ODYSSEY CHARTER ELEMENTARY SCHOOL	3RD	0	0	0	2	6	3	0	1	4	10	26
0880	DENVER COUNTY 1	6479	ODYSSEY CHARTER ELEMENTARY SCHOOL	4TH	0	0	2	0	5	0	2	1	8	8	26
0880	DENVER COUNTY 1	6479	ODYSSEY CHARTER ELEMENTARY SCHOOL	5TH	0	0	1	0	2	5	1	0	6	8	23
0880	DENVER COUNTY 1	6479	ODYSSEY CHARTER ELEMENTARY SCHOOL	6TH	0	1	4	2	4	3	1	0	3	8	26
0880	DENVER COUNTY 1	6479	ODYSSEY CHARTER ELEMENTARY SCHOOL	7TH	1	0	0	1	4	2	2	3	9	5	27
0880	DENVER COUNTY 1	6479	ODYSSEY CHARTER ELEMENTARY SCHOOL	8TH	1	1	1	0	4	2	0	3	3	7	22
0880	DENVER COUNTY 1	6479	ODYSSEY CHARTER ELEMENTARY SCHOOL	SCHOOL 1*	3	3	8	6	35	26	11	12	55	65	224
0880	DENVER COUNTY 1	6508	OMAR D BLAIR CHARTER SCHOOL	HALF DAY	0	0	5	4	9	6	10	3	6	9	52
0880	DENVER COUNTY 1	6508	OMAR D BLAIR CHARTER SCHOOL	KINDERG/	1	0	2	2	6	14	4	4	2	8	43
0880	DENVER COUNTY 1	6508	OMAR D BLAIR CHARTER SCHOOL	1ST	0	2	6	1	19	18	14	15	10	16	101
0880	DENVER COUNTY 1	6508	OMAR D BLAIR CHARTER SCHOOL	2ND	1	0	4	3	24	21	12	9	14	8	96
0880	DENVER COUNTY 1	6508	OMAR D BLAIR CHARTER SCHOOL	3RD	0	0	3	1	18	30	14	9	17	11	103
0880	DENVER COUNTY 1	6508	OMAR D BLAIR CHARTER SCHOOL	4TH	0	0	3	2	23	13	17	10	6	8	82
0880	DENVER COUNTY 1	6508	OMAR D BLAIR CHARTER SCHOOL	5TH	0	0	2	0	23	16	16	15	5	7	84
0880	DENVER COUNTY 1	6508	OMAR D BLAIR CHARTER SCHOOL	6TH	0	0	7	0	15	18	12	15	6	2	75
0880	DENVER COUNTY 1	6508	OMAR D BLAIR CHARTER SCHOOL	7TH	1	0	2	1	17	17	11	11	5	6	71
0880	DENVER COUNTY 1	6508	OMAR D BLAIR CHARTER SCHOOL	8TH	0	1	1	1	13	18	16	15	4	6	75
0880	DENVER COUNTY 1	6508	OMAR D BLAIR CHARTER SCHOOL	SCHOOL 1	3	3	35	15	167	171	126	106	75	81	782
0880	DENVER COUNTY 1	6509	ONLINE HIGH SCHOOL	9TH	0	0	0	0	1	3	5	3	3	5	21
0880	DENVER COUNTY 1	6509	ONLINE HIGH SCHOOL	10TH	1	2	0	1	3	3	1	3	8	8	30
0880	DENVER COUNTY 1	6509	ONLINE HIGH SCHOOL	11TH	0	0	1	0	0	1	9	5	16	11	43
0880	DENVER COUNTY 1	6509	ONLINE HIGH SCHOOL	12TH	0	0	0	0	0	3	2	3	10	12	32
0880	DENVER COUNTY 1	6509	ONLINE HIGH SCHOOL	SCHOOL 1	1	3	1	1	7	9	17	14	37	36	126
0880	DENVER COUNTY 1	6676	PALMER ELEMENTARY SCHOOL	PK	0	0	1	0	2	0	1	1	5	5	15
0880	DENVER COUNTY 1	6676	PALMER ELEMENTARY SCHOOL	HALF DAY	0	0	0	0	1	6	0	3	3	5	18
0880	DENVER COUNTY 1	6676	PALMER ELEMENTARY SCHOOL	KINDERG/	0	0	0	0	7	5	0	0	12	16	40
0880	DENVER COUNTY 1	6676	PALMER ELEMENTARY SCHOOL	1ST	0	1	1	2	8	6	5	4	7	8	42
0880	DENVER COUNTY 1	6676	PALMER ELEMENTARY SCHOOL	2ND	0	0	5	1	6	9	5	6	5	3	40
0880	DENVER COUNTY 1	6676	PALMER ELEMENTARY SCHOOL	3RD	0	1	2	3	7	7	5	5	6	6	42
0880	DENVER COUNTY 1	6676	PALMER ELEMENTARY SCHOOL	4TH	0	0	2	2	7	7	2	3	8	9	40
0880	DENVER COUNTY 1	6676	PALMER ELEMENTARY SCHOOL	5TH	0	0	2	0	7	11	5	3	6	5	39
0880	DENVER COUNTY 1	6676	PALMER ELEMENTARY SCHOOL	SCHOOL 1	0	2	13	8	45	51	23	25	52	57	276
0880	DENVER COUNTY 1	6754	PARK HILL K-8 SCHOOL	PK	1	0	1	4	3	3	3	3	10	7	33
0880	DENVER COUNTY 1	6754	PARK HILL K-8 SCHOOL	HALF DAY	0	1	0	0	1	3	2	1	3	9	20
0880	DENVER COUNTY 1	6754	PARK HILL K-8 SCHOOL	KINDERG/	1	0	2	0	4	4	7	1	13	19	51
0880	DENVER COUNTY 1	6754	PARK HILL K-8 SCHOOL	1ST	2	0	1	3	10	7	2	6	19	20	70
0880	DENVER COUNTY 1	6754	PARK HILL K-8 SCHOOL	2ND	0	0	1	0	11	10	12	12	12	18	76
0880	DENVER COUNTY 1	6754	PARK HILL K-8 SCHOOL	3RD	0	0	3	0	13	11	9	8	15	14	73
0880	DENVER COUNTY 1	6754	PARK HILL K-8 SCHOOL	4TH	0	0	3	1	18	15	6	11	22	15	91
0880	DENVER COUNTY 1	6754	PARK HILL K-8 SCHOOL	5TH	1	1	4	0	14	18	4	4	18	7	71
0880	DENVER COUNTY 1	6754	PARK HILL K-8 SCHOOL	6TH	1	0	1	0	12	17	9	9	2	2	53
0880	DENVER COUNTY 1	6754	PARK HILL K-8 SCHOOL	7TH	1	0	0	1	14	16	5	4	1	5	47
0880	DENVER COUNTY 1	6754	PARK HILL K-8 SCHOOL	8TH	0	1	0	1	16	9	5	2	7	5	46
0880	DENVER COUNTY 1	6754	PARK HILL K-8 SCHOOL	SCHOOL 1	7	4	15	7	117	113	64	61	122	121	631
0880	DENVER COUNTY 1	6784	NOEL MIDDLE SCHOOL	6TH	0	0	4	4	31	23	66	68	2	1	199
0880	DENVER COUNTY 1	6784	NOEL MIDDLE SCHOOL	7TH	0	0	1	1	36	30	66	85	2	3	224
0880	DENVER COUNTY 1	6784	NOEL MIDDLE SCHOOL	8TH	0	0	2	1	38	31	112	134	5	3	326
0880	DENVER COUNTY 1	6784	NOEL MIDDLE SCHOOL	SCHOOL 1	0	0	7	6	105	84	244	287	9	7	749
0880	DENVER COUNTY 1	6912	PHILIPS ELEMENTARY SCHOOL	PK	1	0	0	0	19	14	0	1	0	0	35
0880	DENVER COUNTY 1	6912	PHILIPS ELEMENTARY SCHOOL	KINDERG/	0	0	0	0	13	15	3	1	2	1	35
0880	DENVER COUNTY 1	6912	PHILIPS ELEMENTARY SCHOOL	1ST	0	1	0	0	14	19	1	2	0	1	38
0880	DENVER COUNTY 1	6912	PHILIPS ELEMENTARY SCHOOL	2ND	0	1	1	1	10	15	0	1	0	3	32
0880	DENVER COUNTY 1	6912	PHILIPS ELEMENTARY SCHOOL	3RD	0	0	0	0	13	10	0	0	3	0	26
0880	DENVER COUNTY 1	6912	PHILIPS ELEMENTARY SCHOOL	4TH	0	0	1	0	11	6	2	0	1	3	24




COLORADO DEPARTMENT OF EDUCATION
FALL 2007 PUPIL MEMBERSHIP BY DISTRICT, SCHOOL, GRADE, RACE/ETHNICITY, AND GENDER

District Code	DISTRICT	School Code	SCHOOL	GRADE	AMERICAN INDIAN OR ALASKAN NATIVE		ASIAN OR PACIFIC ISLANDER		BLACK (NOT HISPANIC)		HISPANIC		WHITE (NOT HISPANIC)		Total
					FEMALE	MALE	FEMALE	MALE	FEMALE	MALE	FEMALE	MALE	FEMALE	MALE	
0880	DENVER COUNTY 1	6912	PHILIPS ELEMENTARY SCHOOL	5TH	1	0	0	0	8	10	1	0	0	0	20
0880	DENVER COUNTY 1	6912	PHILIPS ELEMENTARY SCHOOL	SCHOOL 1	2	2	2	1	88	89	7	5	6	8	210
0880	DENVER COUNTY 1	6957	PIONEER CHARTER SCHOOL	PK	0	0	0	0	1	0	15	13	0	1	30
0880	DENVER COUNTY 1	6957	PIONEER CHARTER SCHOOL	KINDERG/	0	0	0	0	0	1	22	21	0	0	44
0880	DENVER COUNTY 1	6957	PIONEER CHARTER SCHOOL	1ST	0	0	0	0	0	0	15	18	0	2	35
0880	DENVER COUNTY 1	6957	PIONEER CHARTER SCHOOL	2ND	0	0	0	0	0	0	19	20	0	0	39
0880	DENVER COUNTY 1	6957	PIONEER CHARTER SCHOOL	3RD	0	0	0	0	1	1	23	14	0	1	40
0880	DENVER COUNTY 1	6957	PIONEER CHARTER SCHOOL	4TH	0	0	0	0	0	1	14	17	0	0	32
0880	DENVER COUNTY 1	6957	PIONEER CHARTER SCHOOL	5TH	0	0	0	0	1	0	22	13	1	0	37
0880	DENVER COUNTY 1	6957	PIONEER CHARTER SCHOOL	6TH	0	0	0	0	0	0	15	13	0	0	28
0880	DENVER COUNTY 1	6957	PIONEER CHARTER SCHOOL	SCHOOL 1	0	0	0	0	3	3	145	129	1	4	285
0880	DENVER COUNTY 1	6970	PITT-WALLER K-8 SCHOOL	PK	0	0	5	1	4	6	7	8	1	3	35
0880	DENVER COUNTY 1	6970	PITT-WALLER K-8 SCHOOL	HALF DAY	0	0	0	5	3	5	4	4	5	2	28
0880	DENVER COUNTY 1	6970	PITT-WALLER K-8 SCHOOL	KINDERG/	1	0	0	1	10	10	8	8	6	5	49
0880	DENVER COUNTY 1	6970	PITT-WALLER K-8 SCHOOL	1ST	0	0	6	9	17	17	16	18	10	12	105
0880	DENVER COUNTY 1	6970	PITT-WALLER K-8 SCHOOL	2ND	1	1	2	5	16	18	11	15	9	10	88
0880	DENVER COUNTY 1	6970	PITT-WALLER K-8 SCHOOL	3RD	0	0	4	5	27	16	20	11	4	7	94
0880	DENVER COUNTY 1	6970	PITT-WALLER K-8 SCHOOL	4TH	1	2	2	1	22	17	19	16	8	9	97
0880	DENVER COUNTY 1	6970	PITT-WALLER K-8 SCHOOL	5TH	0	0	7	5	13	16	14	18	4	2	79
0880	DENVER COUNTY 1	6970	PITT-WALLER K-8 SCHOOL	6TH	1	0	4	1	26	25	20	22	7	6	112
0880	DENVER COUNTY 1	6970	PITT-WALLER K-8 SCHOOL	7TH	0	0	0	0	14	16	10	11	5	3	59
0880	DENVER COUNTY 1	6970	PITT-WALLER K-8 SCHOOL	8TH	0	0	1	2	16	11	2	6	6	3	47
0880	DENVER COUNTY 1	6970	PITT-WALLER K-8 SCHOOL	SCHOOL 1	4	3	31	35	168	157	131	137	65	62	793
0880	DENVER COUNTY 1	6988	PLACE MIDDLE SCHOOL	6TH	0	2	1	1	19	11	16	28	8	7	93
0880	DENVER COUNTY 1	6988	PLACE MIDDLE SCHOOL	7TH	3	0	2	1	15	20	25	32	4	9	111
0880	DENVER COUNTY 1	6988	PLACE MIDDLE SCHOOL	8TH	0	1	1	2	24	15	20	28	5	7	103
0880	DENVER COUNTY 1	6988	PLACE MIDDLE SCHOOL	SCHOOL 1	3	3	4	4	58	46	61	88	17	23	307
0880	DENVER COUNTY 1	7163	PREP ASSESSMENT CENTER	6TH	0	0	0	0	0	0	1	0	0	0	1
0880	DENVER COUNTY 1	7163	PREP ASSESSMENT CENTER	7TH	0	0	0	0	0	1	3	0	0	0	5
0880	DENVER COUNTY 1	7163	PREP ASSESSMENT CENTER	8TH	0	0	0	0	2	2	1	8	0	0	13
0880	DENVER COUNTY 1	7163	PREP ASSESSMENT CENTER	9TH	1	0	0	0	2	2	1	5	0	0	11
0880	DENVER COUNTY 1	7163	PREP ASSESSMENT CENTER	10TH	0	0	0	0	2	0	3	4	0	0	9
0880	DENVER COUNTY 1	7163	PREP ASSESSMENT CENTER	11TH	0	0	0	0	2	0	0	3	0	0	5
0880	DENVER COUNTY 1	7163	PREP ASSESSMENT CENTER	SCHOOL 1	1	0	0	0	9	4	7	23	0	0	44
0880	DENVER COUNTY 1	7199	P.S.1 CHARTER SCHOOL	6TH	0	0	0	0	0	2	2	0	0	0	4
0880	DENVER COUNTY 1	7199	P.S.1 CHARTER SCHOOL	7TH	0	0	0	0	2	3	4	4	2	1	16
0880	DENVER COUNTY 1	7199	P.S.1 CHARTER SCHOOL	8TH	0	0	0	0	2	5	4	7	5	2	25
0880	DENVER COUNTY 1	7199	P.S.1 CHARTER SCHOOL	9TH	4	4	0	0	7	9	16	20	4	10	74
0880	DENVER COUNTY 1	7199	P.S.1 CHARTER SCHOOL	10TH	0	3	1	0	9	8	14	11	5	11	62
0880	DENVER COUNTY 1	7199	P.S.1 CHARTER SCHOOL	11TH	3	0	0	1	5	6	10	14	4	9	52
0880	DENVER COUNTY 1	7199	P.S.1 CHARTER SCHOOL	12TH	2	1	0	0	5	9	8	10	5	7	47
0880	DENVER COUNTY 1	7199	P.S.1 CHARTER SCHOOL	SCHOOL 1	9	8	1	1	30	42	58	66	25	40	280
0880	DENVER COUNTY 1	7314	REMINGTON ELEMENTARY SCHOOL	PK	0	0	0	0	0	2	13	8	1	5	29
0880	DENVER COUNTY 1	7314	REMINGTON ELEMENTARY SCHOOL	HALF DAY	0	0	0	0	0	0	2	2	0	0	4
0880	DENVER COUNTY 1	7314	REMINGTON ELEMENTARY SCHOOL	KINDERG/	1	0	0	0	0	0	25	16	1	2	45
0880	DENVER COUNTY 1	7314	REMINGTON ELEMENTARY SCHOOL	1ST	1	1	0	0	1	1	15	25	1	2	47
0880	DENVER COUNTY 1	7314	REMINGTON ELEMENTARY SCHOOL	2ND	0	0	0	0	2	2	25	21	3	0	53
0880	DENVER COUNTY 1	7314	REMINGTON ELEMENTARY SCHOOL	3RD	0	1	0	0	3	2	19	17	0	1	43
0880	DENVER COUNTY 1	7314	REMINGTON ELEMENTARY SCHOOL	4TH	1	0	0	0	1	2	16	19	1	0	40
0880	DENVER COUNTY 1	7314	REMINGTON ELEMENTARY SCHOOL	5TH	1	0	0	1	1	1	19	17	1	1	42
0880	DENVER COUNTY 1	7314	REMINGTON ELEMENTARY SCHOOL	6TH	0	0	0	0	0	1	10	12	0	1	24
0880	DENVER COUNTY 1	7314	REMINGTON ELEMENTARY SCHOOL	SCHOOL 1	4	2	0	1	8	11	144	137	8	12	327
0880	DENVER COUNTY 1	7370	RISHEL MIDDLE SCHOOL	6TH	2	0	1	0	1	1	69	75	4	3	156
0880	DENVER COUNTY 1	7370	RISHEL MIDDLE SCHOOL	7TH	2	0	0	2	2	0	68	93	5	6	178
0880	DENVER COUNTY 1	7370	RISHEL MIDDLE SCHOOL	8TH	1	3	3	1	4	5	88	88	4	4	198
0880	DENVER COUNTY 1	7370	RISHEL MIDDLE SCHOOL	SCHOOL 1	5	3	4	3	6	4	225	256	13	13	532
0880	DENVER COUNTY 1	7554	SABIN ELEMENTARY SCHOOL	PK	1	0	3	1	0	1	24	15	7	8	60
0880	DENVER COUNTY 1	7554	SABIN ELEMENTARY SCHOOL	HALF DAY	0	0	4	4	0	0	17	21	6	7	59
0880	DENVER COUNTY 1	7554	SABIN ELEMENTARY SCHOOL	KINDERG/	0	0	1	2	0	1	9	6	1	4	24
0880	DENVER COUNTY 1	7554	SABIN ELEMENTARY SCHOOL	1ST	0	0	3	2	1	0	27	26	9	11	79
0880	DENVER COUNTY 1	7554	SABIN ELEMENTARY SCHOOL	2ND	1	1	3	6	1	1	32	35	3	15	98
0880	DENVER COUNTY 1	7554	SABIN ELEMENTARY SCHOOL	3RD	2	1	4	2	0	2	23	27	7	8	76
0880	DENVER COUNTY 1	7554	SABIN ELEMENTARY SCHOOL	4TH	1	1	3	6	2	2	35	37	9	6	102
0880	DENVER COUNTY 1	7554	SABIN ELEMENTARY SCHOOL	5TH	0	0	2	5	3	2	23	24	4	4	67
0880	DENVER COUNTY 1	7554	SABIN ELEMENTARY SCHOOL	SCHOOL 1	5	3	23	28	7	9	190	191	46	63	565
0880	DENVER COUNTY 1	7578	SAMUELS ELEMENTARY SCHOOL	PK	0	0	0	3	6	10	11	3	4	4	40
0880	DENVER COUNTY 1	7578	SAMUELS ELEMENTARY SCHOOL	HALF DAY	1	0	2	1	5	2	5	7	6	5	34



COLORADO DEPARTMENT OF EDUCATION
FALL 2007 PUPIL MEMBERSHIP BY DISTRICT, SCHOOL, GRADE, RACE/ETHNICITY, AND GENDER

District Code	DISTRICT	School Code	SCHOOL	GRADE	AMERICAN INDIAN OR ALASKAN NATIVE	AMERICAN INDIAN OR ALASKAN NATIVE	ASIAN OR PACIFIC ISLANDER	ASIAN OR PACIFIC ISLANDER	BLACK (NOT HISPANIC)	BLACK (NOT HISPANIC)	HISPANIC	HISPANIC	WHITE (NOT HISPANIC)	WHITE (NOT HISPANIC)	Total
					FEMALE	MALE	FEMALE	MALE	FEMALE	MALE	FEMALE	MALE	FEMALE	MALE	
0880	DENVER COUNTY 1	7578	SAMUELS ELEMENTARY SCHOOL	KINDERG/	1	0	0	3	5	3	10	13	6	6	47
0880	DENVER COUNTY 1	7578	SAMUELS ELEMENTARY SCHOOL	1ST	3	0	0	2	7	10	16	16	17	10	81
0880	DENVER COUNTY 1	7578	SAMUELS ELEMENTARY SCHOOL	2ND	4	0	2	2	7	8	16	18	5	10	72
0880	DENVER COUNTY 1	7578	SAMUELS ELEMENTARY SCHOOL	3RD	0	0	4	1	10	8	15	14	7	7	66
0880	DENVER COUNTY 1	7578	SAMUELS ELEMENTARY SCHOOL	4TH	0	1	1	1	11	11	10	16	6	12	69
0880	DENVER COUNTY 1	7578	SAMUELS ELEMENTARY SCHOOL	5TH	1	0	0	1	5	7	9	13	6	7	49
0880	DENVER COUNTY 1	7578	SAMUELS ELEMENTARY SCHOOL	SCHOOL 1	10	1	9	14	53	55	91	108	56	61	458
0880	DENVER COUNTY 1	7694	SCHENCK ELEMENTARY SCHOOL	PK	0	0	0	1	1	0	41	36	0	1	80
0880	DENVER COUNTY 1	7694	SCHENCK ELEMENTARY SCHOOL	HALF DAY	0	0	0	0	0	0	10	13	0	0	23
0880	DENVER COUNTY 1	7694	SCHENCK ELEMENTARY SCHOOL	KINDERG/	0	0	0	6	2	0	36	36	0	2	82
0880	DENVER COUNTY 1	7694	SCHENCK ELEMENTARY SCHOOL	1ST	0	0	1	2	0	2	54	55	1	1	116
0880	DENVER COUNTY 1	7694	SCHENCK ELEMENTARY SCHOOL	2ND	0	0	2	1	0	0	35	38	2	0	78
0880	DENVER COUNTY 1	7694	SCHENCK ELEMENTARY SCHOOL	3RD	0	0	1	0	0	2	38	38	1	3	83
0880	DENVER COUNTY 1	7694	SCHENCK ELEMENTARY SCHOOL	4TH	0	0	2	0	0	0	34	40	0	1	77
0880	DENVER COUNTY 1	7694	SCHENCK ELEMENTARY SCHOOL	5TH	0	0	1	0	1	1	36	38	0	2	79
0880	DENVER COUNTY 1	7694	SCHENCK ELEMENTARY SCHOOL	SCHOOL 1	0	0	7	10	4	5	284	294	4	10	618
0880	DENVER COUNTY 1	7698	SCHMITT ELEMENTARY SCHOOL	PK	0	0	4	2	0	0	21	9	0	0	36
0880	DENVER COUNTY 1	7698	SCHMITT ELEMENTARY SCHOOL	HALF DAY	0	0	0	1	1	1	3	9	0	1	16
0880	DENVER COUNTY 1	7698	SCHMITT ELEMENTARY SCHOOL	KINDERG/	0	0	1	1	2	0	25	25	0	1	55
0880	DENVER COUNTY 1	7698	SCHMITT ELEMENTARY SCHOOL	1ST	0	0	2	3	1	2	23	35	1	2	69
0880	DENVER COUNTY 1	7698	SCHMITT ELEMENTARY SCHOOL	2ND	1	0	1	2	2	0	27	24	2	2	61
0880	DENVER COUNTY 1	7698	SCHMITT ELEMENTARY SCHOOL	3RD	0	0	1	1	2	1	25	30	0	4	64
0880	DENVER COUNTY 1	7698	SCHMITT ELEMENTARY SCHOOL	4TH	0	0	1	2	2	1	27	26	1	4	64
0880	DENVER COUNTY 1	7698	SCHMITT ELEMENTARY SCHOOL	5TH	0	0	1	0	1	2	17	25	1	2	49
0880	DENVER COUNTY 1	7698	SCHMITT ELEMENTARY SCHOOL	SCHOOL 1	1	0	11	12	11	7	168	183	5	16	414
0880	DENVER COUNTY 1	7942	SKINNER MIDDLE SCHOOL	6TH	0	0	0	0	1	3	41	41	4	2	93
0880	DENVER COUNTY 1	7942	SKINNER MIDDLE SCHOOL	7TH	1	1	0	0	1	1	53	62	7	4	130
0880	DENVER COUNTY 1	7942	SKINNER MIDDLE SCHOOL	8TH	0	0	1	0	3	53	57	9	10	134	
0880	DENVER COUNTY 1	7942	SKINNER MIDDLE SCHOOL	SCHOOL 1	1	3	0	1	2	7	147	160	20	16	357
0880	DENVER COUNTY 1	7947	SKYLAND COMMUNITY HIGH SCHOOL	9TH	0	0	0	0	11	4	8	8	2	2	35
0880	DENVER COUNTY 1	7947	SKYLAND COMMUNITY HIGH SCHOOL	10TH	0	0	0	1	7	6	16	8	2	2	42
0880	DENVER COUNTY 1	7947	SKYLAND COMMUNITY HIGH SCHOOL	11TH	0	0	0	0	10	13	7	5	0	0	35
0880	DENVER COUNTY 1	7947	SKYLAND COMMUNITY HIGH SCHOOL	12TH	0	0	0	1	7	9	7	2	0	2	28
0880	DENVER COUNTY 1	7947	SKYLAND COMMUNITY HIGH SCHOOL	SCHOOL 1	0	0	0	2	35	32	38	23	4	6	140
0880	DENVER COUNTY 1	7972	SLAVENS K-8 SCHOOL	PK	0	0	0	0	0	0	0	0	0	2	2
0880	DENVER COUNTY 1	7972	SLAVENS K-8 SCHOOL	KINDERG/	0	0	2	2	0	0	0	1	19	35	59
0880	DENVER COUNTY 1	7972	SLAVENS K-8 SCHOOL	1ST	0	0	0	3	0	1	3	2	23	22	54
0880	DENVER COUNTY 1	7972	SLAVENS K-8 SCHOOL	2ND	0	0	4	0	0	1	1	1	21	20	48
0880	DENVER COUNTY 1	7972	SLAVENS K-8 SCHOOL	3RD	0	0	0	0	0	1	4	22	27	54	54
0880	DENVER COUNTY 1	7972	SLAVENS K-8 SCHOOL	4TH	0	0	2	1	0	1	1	1	27	22	55
0880	DENVER COUNTY 1	7972	SLAVENS K-8 SCHOOL	5TH	0	0	0	0	1	0	2	0	28	22	53
0880	DENVER COUNTY 1	7972	SLAVENS K-8 SCHOOL	6TH	0	0	1	0	0	1	3	26	16	47	47
0880	DENVER COUNTY 1	7972	SLAVENS K-8 SCHOOL	7TH	0	0	2	0	2	0	1	4	19	19	47
0880	DENVER COUNTY 1	7972	SLAVENS K-8 SCHOOL	8TH	0	0	0	0	1	0	4	4	19	19	47
0880	DENVER COUNTY 1	7972	SLAVENS K-8 SCHOOL	SCHOOL 1	1	0	11	6	4	2	14	20	204	204	466
0880	DENVER COUNTY 1	7982	SMEDLEY ELEMENTARY SCHOOL	PK	0	0	0	0	0	0	14	11	1	3	29
0880	DENVER COUNTY 1	7982	SMEDLEY ELEMENTARY SCHOOL	HALF DAY	1	0	0	0	3	0	6	15	2	2	29
0880	DENVER COUNTY 1	7982	SMEDLEY ELEMENTARY SCHOOL	KINDERG/	0	0	0	0	0	0	12	8	0	1	21
0880	DENVER COUNTY 1	7982	SMEDLEY ELEMENTARY SCHOOL	1ST	0	0	0	0	1	1	25	26	3	1	57
0880	DENVER COUNTY 1	7982	SMEDLEY ELEMENTARY SCHOOL	2ND	0	1	0	0	1	2	24	18	0	0	46
0880	DENVER COUNTY 1	7982	SMEDLEY ELEMENTARY SCHOOL	3RD	0	0	0	0	0	1	15	24	0	0	40
0880	DENVER COUNTY 1	7982	SMEDLEY ELEMENTARY SCHOOL	4TH	1	0	0	2	0	0	15	26	1	1	46
0880	DENVER COUNTY 1	7982	SMEDLEY ELEMENTARY SCHOOL	5TH	1	1	0	0	1	2	21	26	0	0	52
0880	DENVER COUNTY 1	7982	SMEDLEY ELEMENTARY SCHOOL	6TH	0	0	0	0	1	0	18	20	1	0	40
0880	DENVER COUNTY 1	7982	SMEDLEY ELEMENTARY SCHOOL	SCHOOL 1	3	2	0	2	7	6	150	174	8	8	360
0880	DENVER COUNTY 1	7992	SMILEY MIDDLE SCHOOL	6TH	1	0	0	2	43	37	19	22	7	11	142
0880	DENVER COUNTY 1	7992	SMILEY MIDDLE SCHOOL	7TH	1	0	0	1	20	36	13	16	10	7	104
0880	DENVER COUNTY 1	7992	SMILEY MIDDLE SCHOOL	8TH	0	1	2	0	26	43	19	16	5	4	116
0880	DENVER COUNTY 1	7992	SMILEY MIDDLE SCHOOL	SCHOOL 1	2	1	2	3	89	116	51	54	22	22	362
0880	DENVER COUNTY 1	8006	SMITH ELEMENTARY SCHOOL	PK	0	0	0	0	13	16	12	9	3	0	53
0880	DENVER COUNTY 1	8006	SMITH ELEMENTARY SCHOOL	KINDERG/	0	2	0	0	14	16	25	11	7	2	77
0880	DENVER COUNTY 1	8006	SMITH ELEMENTARY SCHOOL	1ST	0	0	0	0	19	9	19	19	4	1	71
0880	DENVER COUNTY 1	8006	SMITH ELEMENTARY SCHOOL	2ND	0	0	0	0	17	11	12	11	0	2	53
0880	DENVER COUNTY 1	8006	SMITH ELEMENTARY SCHOOL	3RD	0	0	0	0	13	6	7	10	0	0	36
0880	DENVER COUNTY 1	8006	SMITH ELEMENTARY SCHOOL	4TH	1	1	0	0	13	15	18	7	0	1	56
0880	DENVER COUNTY 1	8006	SMITH ELEMENTARY SCHOOL	5TH	0	0	0	0	7	4	9	7	1	0	28
0880	DENVER COUNTY 1	8006	SMITH ELEMENTARY SCHOOL	SCHOOL 1	1	3	0	0	96	77	102	74	15	6	374




COLORADO DEPARTMENT OF EDUCATION
FALL 2007 PUPIL MEMBERSHIP BY DISTRICT, SCHOOL, GRADE, RACE/ETHNICITY, AND GENDER

District Code	DISTRICT	School Code	SCHOOL	GRADE	AMERICAN INDIAN OR ALASKAN NATIVE		ASIAN OR PACIFIC ISLANDER		BLACK (NOT HISPANIC)		HISPANIC		WHITE (NOT HISPANIC)		Total
					FEMALE	MALE	FEMALE	MALE	FEMALE	MALE	FEMALE	MALE	FEMALE	MALE	
0880	DENVER COUNTY 1	8054	HENRY MIDDLE SCHOOL	6TH	1	6	7	13	7	4	73	96	26	29	262
0880	DENVER COUNTY 1	8054	HENRY MIDDLE SCHOOL	7TH	1	4	8	11	5	5	84	100	35	25	278
0880	DENVER COUNTY 1	8054	HENRY MIDDLE SCHOOL	8TH	2	0	8	10	11	8	76	124	35	39	313
0880	DENVER COUNTY 1	8054	HENRY MIDDLE SCHOOL	SCHOOL 1	4	10	23	34	23	17	233	320	96	93	853
0880	DENVER COUNTY 1	8085	WEST DENVER PREPARATORY CHARTER SCHOOL	6TH	0	1	1	0	0	1	47	71	3	4	128
0880	DENVER COUNTY 1	8085	WEST DENVER PREPARATORY CHARTER SCHOOL	7TH	0	1	1	0	0	0	25	38	5	0	70
0880	DENVER COUNTY 1	8085	WEST DENVER PREPARATORY CHARTER SCHOOL	SCHOOL 1	0	2	2	0	0	1	72	109	8	4	198
0880	DENVER COUNTY 1	8086	SOUTH HIGH SCHOOL	9TH	3	3	9	15	45	32	69	99	38	42	355
0880	DENVER COUNTY 1	8086	SOUTH HIGH SCHOOL	10TH	5	2	9	13	33	74	67	77	56	68	404
0880	DENVER COUNTY 1	8086	SOUTH HIGH SCHOOL	11TH	3	1	15	9	37	48	61	62	62	57	355
0880	DENVER COUNTY 1	8086	SOUTH HIGH SCHOOL	12TH	1	0	9	10	22	36	61	58	47	49	293
0880	DENVER COUNTY 1	8086	SOUTH HIGH SCHOOL	SCHOOL 1	12	6	42	47	137	190	258	296	203	216	1,407
0880	DENVER COUNTY 1	8132	SOUTHWEST EARLY COLLEGE CHARTER SCHOOL	9TH	1	2	0	2	4	5	68	67	16	11	176
0880	DENVER COUNTY 1	8132	SOUTHWEST EARLY COLLEGE CHARTER SCHOOL	10TH	2	0	3	2	4	0	38	39	13	8	109
0880	DENVER COUNTY 1	8132	SOUTHWEST EARLY COLLEGE CHARTER SCHOOL	11TH	0	1	0	0	3	1	17	21	3	7	53
0880	DENVER COUNTY 1	8132	SOUTHWEST EARLY COLLEGE CHARTER SCHOOL	12TH	1	0	1	0	2	1	24	14	8	11	62
0880	DENVER COUNTY 1	8132	SOUTHWEST EARLY COLLEGE CHARTER SCHOOL	SCHOOL 1	4	3	4	4	13	7	147	141	40	37	400
0880	DENVER COUNTY 1	8138	SOUTHMOOR ELEMENTARY SCHOOL	PK	1	1	1	2	2	2	1	1	9	20	40
0880	DENVER COUNTY 1	8138	SOUTHMOOR ELEMENTARY SCHOOL	HALF DAY	0	0	1	0	2	1	1	1	5	5	16
0880	DENVER COUNTY 1	8138	SOUTHMOOR ELEMENTARY SCHOOL	KINDERG/	1	0	1	0	2	3	3	1	17	20	48
0880	DENVER COUNTY 1	8138	SOUTHMOOR ELEMENTARY SCHOOL	1ST	0	0	4	0	7	5	6	4	20	20	66
0880	DENVER COUNTY 1	8138	SOUTHMOOR ELEMENTARY SCHOOL	2ND	0	0	4	5	3	4	5	3	31	17	73
0880	DENVER COUNTY 1	8138	SOUTHMOOR ELEMENTARY SCHOOL	3RD	0	0	2	5	2	6	3	1	23	20	62
0880	DENVER COUNTY 1	8138	SOUTHMOOR ELEMENTARY SCHOOL	4TH	1	0	2	6	4	7	3	4	23	26	76
0880	DENVER COUNTY 1	8138	SOUTHMOOR ELEMENTARY SCHOOL	5TH	0	1	4	3	3	1	1	4	24	24	65
0880	DENVER COUNTY 1	8138	SOUTHMOOR ELEMENTARY SCHOOL	SCHOOL 1	3	2	19	21	25	29	22	21	152	152	446
0880	DENVER COUNTY 1	8222	STECK ELEMENTARY SCHOOL	PK	0	0	2	0	0	2	0	1	18	17	40
0880	DENVER COUNTY 1	8222	STECK ELEMENTARY SCHOOL	HALF DAY	0	0	0	0	0	0	0	1	0	1	2
0880	DENVER COUNTY 1	8222	STECK ELEMENTARY SCHOOL	KINDERG/	1	1	4	0	1	1	0	2	20	23	53
0880	DENVER COUNTY 1	8222	STECK ELEMENTARY SCHOOL	1ST	0	0	3	1	0	0	3	2	25	21	53
0880	DENVER COUNTY 1	8222	STECK ELEMENTARY SCHOOL	2ND	0	0	1	3	2	1	4	2	19	23	55
0880	DENVER COUNTY 1	8222	STECK ELEMENTARY SCHOOL	3RD	0	0	1	1	3	6	5	17	19	52	52
0880	DENVER COUNTY 1	8222	STECK ELEMENTARY SCHOOL	4TH	0	0	3	1	0	1	4	4	23	18	54
0880	DENVER COUNTY 1	8222	STECK ELEMENTARY SCHOOL	5TH	0	0	2	3	2	2	1	2	21	15	48
0880	DENVER COUNTY 1	8222	STECK ELEMENTARY SCHOOL	SCHOOL 1	1	1	15	9	6	10	15	20	143	137	357
0880	DENVER COUNTY 1	8232	STEDMAN ELEMENTARY SCHOOL	PK	0	0	1	0	9	11	7	4	0	0	32
0880	DENVER COUNTY 1	8232	STEDMAN ELEMENTARY SCHOOL	HALF DAY	0	0	0	0	3	4	2	0	1	1	14
0880	DENVER COUNTY 1	8232	STEDMAN ELEMENTARY SCHOOL	KINDERG/	0	0	0	0	7	9	2	9	3	3	33
0880	DENVER COUNTY 1	8232	STEDMAN ELEMENTARY SCHOOL	1ST	0	1	0	0	10	11	6	16	1	1	46
0880	DENVER COUNTY 1	8232	STEDMAN ELEMENTARY SCHOOL	2ND	0	0	0	0	11	15	10	8	1	1	46
0880	DENVER COUNTY 1	8232	STEDMAN ELEMENTARY SCHOOL	3RD	0	0	0	0	9	7	7	7	0	0	30
0880	DENVER COUNTY 1	8232	STEDMAN ELEMENTARY SCHOOL	4TH	0	0	0	0	7	5	7	10	1	0	30
0880	DENVER COUNTY 1	8232	STEDMAN ELEMENTARY SCHOOL	5TH	1	0	0	0	7	19	2	7	0	0	36
0880	DENVER COUNTY 1	8232	STEDMAN ELEMENTARY SCHOOL	SCHOOL 1	1	1	1	0	63	81	45	63	6	6	267
0880	DENVER COUNTY 1	8242	STEELE ELEMENTARY SCHOOL	PK	0	0	0	0	0	0	2	2	13	16	33
0880	DENVER COUNTY 1	8242	STEELE ELEMENTARY SCHOOL	HALF DAY	0	0	2	1	0	0	0	0	9	14	26
0880	DENVER COUNTY 1	8242	STEELE ELEMENTARY SCHOOL	KINDERG/	0	0	1	0	0	1	1	1	20	20	44
0880	DENVER COUNTY 1	8242	STEELE ELEMENTARY SCHOOL	1ST	0	0	0	3	2	0	5	3	36	30	79
0880	DENVER COUNTY 1	8242	STEELE ELEMENTARY SCHOOL	2ND	0	0	1	1	3	1	1	4	38	23	72
0880	DENVER COUNTY 1	8242	STEELE ELEMENTARY SCHOOL	3RD	1	0	4	0	1	0	5	7	25	15	58
0880	DENVER COUNTY 1	8242	STEELE ELEMENTARY SCHOOL	4TH	0	1	2	1	1	1	6	1	15	24	52
0880	DENVER COUNTY 1	8242	STEELE ELEMENTARY SCHOOL	5TH	0	0	3	2	1	2	4	2	23	16	53
0880	DENVER COUNTY 1	8242	STEELE ELEMENTARY SCHOOL	SCHOOL 1	1	1	13	8	5	24	20	179	158	417	
0880	DENVER COUNTY 1	8422	SWANSEA ELEMENTARY SCHOOL	PK	0	0	0	0	2	0	27	28	1	2	60
0880	DENVER COUNTY 1	8422	SWANSEA ELEMENTARY SCHOOL	HALF DAY	1	0	0	0	0	0	32	18	2	0	53
0880	DENVER COUNTY 1	8422	SWANSEA ELEMENTARY SCHOOL	KINDERG/	0	1	0	0	3	0	23	12	2	2	43
0880	DENVER COUNTY 1	8422	SWANSEA ELEMENTARY SCHOOL	1ST	0	1	0	0	3	1	41	41	3	3	93
0880	DENVER COUNTY 1	8422	SWANSEA ELEMENTARY SCHOOL	2ND	1	0	0	0	1	3	32	38	0	2	77
0880	DENVER COUNTY 1	8422	SWANSEA ELEMENTARY SCHOOL	3RD	0	0	0	0	0	1	39	41	1	1	83
0880	DENVER COUNTY 1	8422	SWANSEA ELEMENTARY SCHOOL	4TH	0	1	0	0	4	0	43	26	1	0	75
0880	DENVER COUNTY 1	8422	SWANSEA ELEMENTARY SCHOOL	5TH	1	0	0	0	1	2	29	28	1	1	63
0880	DENVER COUNTY 1	8422	SWANSEA ELEMENTARY SCHOOL	SCHOOL 1	3	3	0	0	14	7	266	232	11	11	547
0880	DENVER COUNTY 1	8776	TELLER ELEMENTARY SCHOOL	PK	0	0	0	0	0	3	2	2	5	11	24
0880	DENVER COUNTY 1	8776	TELLER ELEMENTARY SCHOOL	HALF DAY	0	0	0	0	0	0	0	1	0	0	1
0880	DENVER COUNTY 1	8776	TELLER ELEMENTARY SCHOOL	KINDERG/	1	0	1	0	4	0	5	8	11	21	51
0880	DENVER COUNTY 1	8776	TELLER ELEMENTARY SCHOOL	1ST	0	0	0	2	5	4	5	6	10	12	44
0880	DENVER COUNTY 1	8776	TELLER ELEMENTARY SCHOOL	2ND	2	0	1	0	5	6	3	5	14	10	46

COLORADO DEPARTMENT OF EDUCATION
FALL 2007 PUPIL MEMBERSHIP BY DISTRICT, SCHOOL, GRADE, RACE/ETHNICITY, AND GENDER

District Code	DISTRICT	School Code	SCHOOL	GRADE	AMERICAN INDIAN OR ALASKAN NATIVE	AMERICAN INDIAN OR ALASKAN NATIVE	ASIAN OR PACIFIC ISLANDER	ASIAN OR PACIFIC ISLANDER	BLACK (NOT HISPANIC)	BLACK (NOT HISPANIC)	HISPANIC	HISPANIC	WHITE (NOT HISPANIC)	WHITE (NOT HISPANIC)	Total
					FEMALE	MALE	FEMALE	MALE	FEMALE	MALE	FEMALE	MALE	FEMALE	MALE	
0880	DENVER COUNTY 1	8776	TELLER ELEMENTARY SCHOOL	3RD	0	1	3	3	5	4	10	3	10	14	53
0880	DENVER COUNTY 1	8776	TELLER ELEMENTARY SCHOOL	4TH	0	0	0	0	5	5	3	8	7	8	36
0880	DENVER COUNTY 1	8776	TELLER ELEMENTARY SCHOOL	5TH	0	1	1	0	8	3	6	4	4	6	33
0880	DENVER COUNTY 1	8776	TELLER ELEMENTARY SCHOOL	SCHOOL 1	3	2	6	5	33	25	34	37	61	82	288
0880	DENVER COUNTY 1	8822	THOMAS JEFFERSON HIGH SCHOOL	9TH	2	2	2	8	58	58	36	36	53	96	351
0880	DENVER COUNTY 1	8822	THOMAS JEFFERSON HIGH SCHOOL	10TH	1	3	2	6	41	53	24	34	71	76	311
0880	DENVER COUNTY 1	8822	THOMAS JEFFERSON HIGH SCHOOL	11TH	2	2	5	4	40	46	16	33	59	75	282
0880	DENVER COUNTY 1	8822	THOMAS JEFFERSON HIGH SCHOOL	12TH	1	1	5	3	37	33	17	22	40	72	231
0880	DENVER COUNTY 1	8822	THOMAS JEFFERSON HIGH SCHOOL	SCHOOL 1	6	8	14	21	176	190	93	125	223	319	1,175
0880	DENVER COUNTY 1	8888	TRAYLOR ELEMENTARY SCHOOL	PK	0	0	4	1	0	0	14	11	3	2	35
0880	DENVER COUNTY 1	8888	TRAYLOR ELEMENTARY SCHOOL	HALF DAY	2	1	4	3	0	1	20	10	4	8	53
0880	DENVER COUNTY 1	8888	TRAYLOR ELEMENTARY SCHOOL	KINDERG/	1	0	1	1	0	0	7	7	5	3	25
0880	DENVER COUNTY 1	8888	TRAYLOR ELEMENTARY SCHOOL	1ST	2	1	2	4	1	1	29	38	12	15	105
0880	DENVER COUNTY 1	8888	TRAYLOR ELEMENTARY SCHOOL	2ND	0	0	4	2	2	3	30	30	12	7	90
0880	DENVER COUNTY 1	8888	TRAYLOR ELEMENTARY SCHOOL	3RD	0	1	4	2	2	4	33	29	12	12	99
0880	DENVER COUNTY 1	8888	TRAYLOR ELEMENTARY SCHOOL	4TH	2	1	7	3	1	1	32	28	7	13	95
0880	DENVER COUNTY 1	8888	TRAYLOR ELEMENTARY SCHOOL	5TH	1	0	3	4	0	2	26	28	6	9	79
0880	DENVER COUNTY 1	8888	TRAYLOR ELEMENTARY SCHOOL	SCHOOL 1	8	4	29	20	6	12	191	181	61	69	581
0880	DENVER COUNTY 1	8970	UNIVERSITY PARK ELEMENTARY SCHOOL	PK	1	0	5	1	1	3	5	6	17	26	65
0880	DENVER COUNTY 1	8970	UNIVERSITY PARK ELEMENTARY SCHOOL	HALF DAY*	1	1	0	0	0	2	2	1	7	7	21
0880	DENVER COUNTY 1	8970	UNIVERSITY PARK ELEMENTARY SCHOOL	KINDERG/	0	0	0	3	1	3	2	2	16	23	50
0880	DENVER COUNTY 1	8970	UNIVERSITY PARK ELEMENTARY SCHOOL	1ST	0	0	2	2	4	1	7	6	30	18	70
0880	DENVER COUNTY 1	8970	UNIVERSITY PARK ELEMENTARY SCHOOL	2ND	0	0	3	3	3	2	3	6	21	22	63
0880	DENVER COUNTY 1	8970	UNIVERSITY PARK ELEMENTARY SCHOOL	3RD	0	0	0	2	2	2	8	4	21	12	51
0880	DENVER COUNTY 1	8970	UNIVERSITY PARK ELEMENTARY SCHOOL	4TH	0	0	1	0	1	4	6	4	21	20	57
0880	DENVER COUNTY 1	8970	UNIVERSITY PARK ELEMENTARY SCHOOL	5TH	1	1	2	0	6	1	2	4	14	9	40
0880	DENVER COUNTY 1	8970	UNIVERSITY PARK ELEMENTARY SCHOOL	SCHOOL 1	3	2	13	11	18	18	35	33	147	137	417
0880	DENVER COUNTY 1	9050	VALVERDE ELEMENTARY SCHOOL	PK	0	1	1	0	1	1	21	12	1	2	39
0880	DENVER COUNTY 1	9050	VALVERDE ELEMENTARY SCHOOL	HALF DAY	0	0	0	0	0	0	11	19	0	1	31
0880	DENVER COUNTY 1	9050	VALVERDE ELEMENTARY SCHOOL	KINDERG/	3	0	0	0	3	1	24	29	1	1	62
0880	DENVER COUNTY 1	9050	VALVERDE ELEMENTARY SCHOOL	1ST	0	0	1	0	0	1	33	25	0	1	61
0880	DENVER COUNTY 1	9050	VALVERDE ELEMENTARY SCHOOL	2ND	0	0	2	0	2	1	33	24	1	1	65
0880	DENVER COUNTY 1	9050	VALVERDE ELEMENTARY SCHOOL	3RD	0	0	1	4	1	3	29	34	1	0	73
0880	DENVER COUNTY 1	9050	VALVERDE ELEMENTARY SCHOOL	4TH	0	1	0	0	2	1	35	29	0	0	68
0880	DENVER COUNTY 1	9050	VALVERDE ELEMENTARY SCHOOL	5TH	0	0	1	1	1	2	19	22	2	2	50
0880	DENVER COUNTY 1	9050	VALVERDE ELEMENTARY SCHOOL	SCHOOL 1	3	2	6	6	9	10	205	194	6	8	449
0880	DENVER COUNTY 1	9408	WEST HIGH SCHOOL	9TH	3	5	1	1	4	6	92	129	7	4	252
0880	DENVER COUNTY 1	9408	WEST HIGH SCHOOL	10TH	1	4	0	2	8	2	82	127	5	4	235
0880	DENVER COUNTY 1	9408	WEST HIGH SCHOOL	11TH	2	0	0	0	3	5	88	94	5	4	201
0880	DENVER COUNTY 1	9408	WEST HIGH SCHOOL	12TH	0	0	1	2	11	9	96	140	11	9	279
0880	DENVER COUNTY 1	9408	WEST HIGH SCHOOL	SCHOOL 1	6	9	2	5	26	22	358	490	28	21	967
0880	DENVER COUNTY 1	9425	WESTERLY CREEK ELEMENTARY	PK	0	0	1	1	2	1	2	2	39	29	77
0880	DENVER COUNTY 1	9425	WESTERLY CREEK ELEMENTARY	HALF DAY	0	0	0	0	0	1	0	0	7	5	13
0880	DENVER COUNTY 1	9425	WESTERLY CREEK ELEMENTARY	KINDERG/	0	0	2	2	0	0	5	1	18	22	50
0880	DENVER COUNTY 1	9425	WESTERLY CREEK ELEMENTARY	1ST	0	0	4	1	1	2	2	2	22	15	49
0880	DENVER COUNTY 1	9425	WESTERLY CREEK ELEMENTARY	SCHOOL 1	0	0	7	4	3	4	9	5	86	71	189
0880	DENVER COUNTY 1	9496	CASTRO ELEMENTARY SCHOOL	PK	0	0	0	1	0	0	20	36	4	5	66
0880	DENVER COUNTY 1	9496	CASTRO ELEMENTARY SCHOOL	HALF DAY	1	0	3	0	1	0	35	35	1	5	81
0880	DENVER COUNTY 1	9496	CASTRO ELEMENTARY SCHOOL	KINDERG/	1	0	1	0	0	0	17	22	0	3	44
0880	DENVER COUNTY 1	9496	CASTRO ELEMENTARY SCHOOL	1ST	2	0	0	6	1	1	57	43	3	2	115
0880	DENVER COUNTY 1	9496	CASTRO ELEMENTARY SCHOOL	2ND	0	1	0	4	3	0	31	55	3	2	99
0880	DENVER COUNTY 1	9496	CASTRO ELEMENTARY SCHOOL	3RD	0	0	2	3	1	0	36	45	2	1	90
0880	DENVER COUNTY 1	9496	CASTRO ELEMENTARY SCHOOL	4TH	1	1	5	2	1	0	43	52	1	0	106
0880	DENVER COUNTY 1	9496	CASTRO ELEMENTARY SCHOOL	5TH	0	0	0	3	0	0	27	52	2	3	88
0880	DENVER COUNTY 1	9496	CASTRO ELEMENTARY SCHOOL	SCHOOL 1	6	2	11	19	7	1	266	340	16	21	689
0880	DENVER COUNTY 1	9520	WHITEMAN ELEMENTARY SCHOOL	PK	0	0	1	0	9	8	4	8	1	7	38
0880	DENVER COUNTY 1	9520	WHITEMAN ELEMENTARY SCHOOL	HALF DAY	0	0	0	0	0	3	1	0	0	2	6
0880	DENVER COUNTY 1	9520	WHITEMAN ELEMENTARY SCHOOL	KINDERG/	0	0	1	2	11	13	8	8	1	0	44
0880	DENVER COUNTY 1	9520	WHITEMAN ELEMENTARY SCHOOL	1ST	0	0	3	1	8	7	8	11	2	4	44
0880	DENVER COUNTY 1	9520	WHITEMAN ELEMENTARY SCHOOL	2ND	0	0	1	1	8	13	6	7	1	0	37
0880	DENVER COUNTY 1	9520	WHITEMAN ELEMENTARY SCHOOL	3RD	0	0	1	3	14	12	12	3	1	2	48
0880	DENVER COUNTY 1	9520	WHITEMAN ELEMENTARY SCHOOL	4TH	0	1	1	1	10	8	5	3	1	0	30
0880	DENVER COUNTY 1	9520	WHITEMAN ELEMENTARY SCHOOL	5TH	0	0	0	1	5	11	4	8	0	0	29
0880	DENVER COUNTY 1	9520	WHITEMAN ELEMENTARY SCHOOL	SCHOOL 1	0	1	8	9	65	75	48	48	7	15	276
0880	DENVER COUNTY 1	9548	WHITTIER K-8 SCHOOL	PK	0	0	1	0	13	16	4	6	5	3	48
0880	DENVER COUNTY 1	9548	WHITTIER K-8 SCHOOL	KINDERG/	0	0	0	0	14	11	6	7	1	2	41
0880	DENVER COUNTY 1	9548	WHITTIER K-8 SCHOOL	1ST	0	0	0	1	7	11	4	6	0	2	31




COLORADO DEPARTMENT OF EDUCATION
FALL 2007 PUPIL MEMBERSHIP BY DISTRICT, SCHOOL, GRADE, RACE/ETHNICITY, AND GENDER

District Code	DISTRICT	School Code	SCHOOL	GRADE	AMERICAN INDIAN OR ALASKAN NATIVE	AMERICAN INDIAN OR ALASKAN NATIVE	ASIAN OR PACIFIC ISLANDER	ASIAN OR PACIFIC ISLANDER	BLACK (NOT HISPANIC)	BLACK (NOT HISPANIC)	HISPANIC	HISPANIC	WHITE (NOT HISPANIC)	WHITE (NOT HISPANIC)	Total
					FEMALE	MALE	FEMALE	MALE	FEMALE	MALE	FEMALE	MALE	FEMALE	MALE	
0880	DENVER COUNTY 1	9548	WHITTIER K-8 SCHOOL	2ND	0	0	0	2	8	9	3	1	0	2	25
0880	DENVER COUNTY 1	9548	WHITTIER K-8 SCHOOL	3RD	0	0	0	0	6	8	5	3	0	1	23
0880	DENVER COUNTY 1	9548	WHITTIER K-8 SCHOOL	4TH	0	0	0	0	8	2	2	3	0	3	18
0880	DENVER COUNTY 1	9548	WHITTIER K-8 SCHOOL	5TH	0	0	0	0	9	8	5	4	0	2	28
0880	DENVER COUNTY 1	9548	WHITTIER K-8 SCHOOL	6TH	0	0	0	0	5	6	3	2	0	0	16
0880	DENVER COUNTY 1	9548	WHITTIER K-8 SCHOOL	7TH	1	0	0	0	5	4	4	5	0	1	20
0880	DENVER COUNTY 1	9548	WHITTIER K-8 SCHOOL	SCHOOL 1	1	0	1	3	75	75	36	37	6	16	250
0880	DENVER COUNTY 1	9623	WILLIAM (BILL) ROBERTS K-8 SCHOOL	PK	0	0	4	3	6	3	3	1	49	32	101
0880	DENVER COUNTY 1	9623	WILLIAM (BILL) ROBERTS K-8 SCHOOL	KINDERG/	0	0	1	2	4	2	0	2	34	32	77
0880	DENVER COUNTY 1	9623	WILLIAM (BILL) ROBERTS K-8 SCHOOL	1ST	0	0	3	1	2	3	4	0	29	26	68
0880	DENVER COUNTY 1	9623	WILLIAM (BILL) ROBERTS K-8 SCHOOL	2ND	0	1	2	2	3	3	3	1	26	20	61
0880	DENVER COUNTY 1	9623	WILLIAM (BILL) ROBERTS K-8 SCHOOL	3RD	0	0	2	0	5	7	2	4	18	13	51
0880	DENVER COUNTY 1	9623	WILLIAM (BILL) ROBERTS K-8 SCHOOL	4TH	0	0	3	2	9	6	3	6	20	4	53
0880	DENVER COUNTY 1	9623	WILLIAM (BILL) ROBERTS K-8 SCHOOL	5TH	0	0	0	0	4	2	1	3	1	5	16
0880	DENVER COUNTY 1	9623	WILLIAM (BILL) ROBERTS K-8 SCHOOL	6TH	0	0	3	0	6	8	2	2	8	3	32
0880	DENVER COUNTY 1	9623	WILLIAM (BILL) ROBERTS K-8 SCHOOL	7TH	0	0	3	1	13	11	8	8	1	4	49
0880	DENVER COUNTY 1	9623	WILLIAM (BILL) ROBERTS K-8 SCHOOL	8TH	0	0	1	0	3	5	1	2	4	4	20
0880	DENVER COUNTY 1	9623	WILLIAM (BILL) ROBERTS K-8 SCHOOL	SCHOOL 1	0	1	22	11	55	50	27	29	190	143	528
0880	DENVER COUNTY 1	9739	WYATT-EDISON CHARTER ELEMENTARY SCHOOL	KINDERG/	0	0	0	0	18	12	14	27	3	1	75
0880	DENVER COUNTY 1	9739	WYATT-EDISON CHARTER ELEMENTARY SCHOOL	1ST	0	0	0	0	11	9	28	28	0	4	80
0880	DENVER COUNTY 1	9739	WYATT-EDISON CHARTER ELEMENTARY SCHOOL	2ND	0	0	0	0	15	16	20	28	1	1	81
0880	DENVER COUNTY 1	9739	WYATT-EDISON CHARTER ELEMENTARY SCHOOL	3RD	0	0	0	0	11	7	25	29	0	1	73
0880	DENVER COUNTY 1	9739	WYATT-EDISON CHARTER ELEMENTARY SCHOOL	4TH	0	0	0	0	14	14	24	24	0	0	76
0880	DENVER COUNTY 1	9739	WYATT-EDISON CHARTER ELEMENTARY SCHOOL	5TH	0	0	0	0	9	10	24	28	0	0	71
0880	DENVER COUNTY 1	9739	WYATT-EDISON CHARTER ELEMENTARY SCHOOL	6TH	0	0	0	0	18	4	16	23	0	1	62
0880	DENVER COUNTY 1	9739	WYATT-EDISON CHARTER ELEMENTARY SCHOOL	7TH	0	0	0	0	9	3	27	19	1	0	59
0880	DENVER COUNTY 1	9739	WYATT-EDISON CHARTER ELEMENTARY SCHOOL	8TH	0	0	0	0	6	4	29	20	0	0	59
0880	DENVER COUNTY 1	9739	WYATT-EDISON CHARTER ELEMENTARY SCHOOL	SCHOOL 1	0	0	0	0	111	79	207	226	5	8	636
0880	DENVER COUNTY 1	9752	WYMAN ELEMENTARY SCHOOL	PK	1	0	0	1	10	9	5	3	2	2	34
0880	DENVER COUNTY 1	9752	WYMAN ELEMENTARY SCHOOL	HALF DAY	0	0	0	0	0	1	1	0	0	2	4
0880	DENVER COUNTY 1	9752	WYMAN ELEMENTARY SCHOOL	KINDERG/	0	0	0	0	4	8	0	6	5	27	5
0880	DENVER COUNTY 1	9752	WYMAN ELEMENTARY SCHOOL	1ST	2	0	0	0	11	6	4	4	5	3	36
0880	DENVER COUNTY 1	9752	WYMAN ELEMENTARY SCHOOL	2ND	1	1	0	0	7	4	1	2	8	1	25
0880	DENVER COUNTY 1	9752	WYMAN ELEMENTARY SCHOOL	3RD	2	2	0	0	5	8	4	7	1	1	30
0880	DENVER COUNTY 1	9752	WYMAN ELEMENTARY SCHOOL	4TH	0	1	0	0	9	2	7	5	3	2	29
0880	DENVER COUNTY 1	9752	WYMAN ELEMENTARY SCHOOL	5TH	1	2	1	0	2	5	5	8	1	0	25
0880	DENVER COUNTY 1	9752	WYMAN ELEMENTARY SCHOOL	SCHOOL 1	7	8	1	1	48	38	35	30	26	16	210
0880	DENVER COUNTY 1		DISTRICT TOTAL		399	395	1,239	1,105	6,550	6,506	20,121	21,121	7,652	7,965	73,053
0890	DOLORES COUNTY RE NO.2	0050	RICO ELEMENTARY SCHOOL	PK	0	0	0	0	0	0	0	0	0	5	5
0890	DOLORES COUNTY RE NO.2	0050	RICO ELEMENTARY SCHOOL	KINDERG/	0	0	0	0	0	0	0	0	1	2	3
0890	DOLORES COUNTY RE NO.2	0050	RICO ELEMENTARY SCHOOL	1ST	0	0	0	0	0	0	0	0	4	1	5
0890	DOLORES COUNTY RE NO.2	0050	RICO ELEMENTARY SCHOOL	2ND	0	0	0	0	0	0	0	0	0	1	1
0890	DOLORES COUNTY RE NO.2	0050	RICO ELEMENTARY SCHOOL	4TH	0	0	0	0	0	0	0	0	0	1	1
0890	DOLORES COUNTY RE NO.2	0050	RICO ELEMENTARY SCHOOL	5TH	0	0	0	0	0	0	0	0	0	2	2
0890	DOLORES COUNTY RE NO.2	0050	RICO ELEMENTARY SCHOOL	6TH	0	0	0	0	0	0	0	0	1	0	1
0890	DOLORES COUNTY RE NO.2	0050	RICO ELEMENTARY SCHOOL	SCHOOL 1	0	0	0	0	0	0	0	0	6	12	18
0890	DOLORES COUNTY RE NO.2	2216	DOVE CREEK HIGH SCHOOL	7TH	0	0	0	0	0	1	0	0	3	10	14
0890	DOLORES COUNTY RE NO.2	2216	DOVE CREEK HIGH SCHOOL	8TH	0	0	0	0	0	0	0	0	10	5	15
0890	DOLORES COUNTY RE NO.2	2216	DOVE CREEK HIGH SCHOOL	9TH	1	1	0	0	0	0	2	0	6	12	22
0890	DOLORES COUNTY RE NO.2	2216	DOVE CREEK HIGH SCHOOL	10TH	1	1	0	0	0	0	0	0	7	12	21
0890	DOLORES COUNTY RE NO.2	2216	DOVE CREEK HIGH SCHOOL	11TH	0	0	1	0	0	0	0	0	9	17	27
0890	DOLORES COUNTY RE NO.2	2216	DOVE CREEK HIGH SCHOOL	12TH	1	0	0	0	0	0	0	0	8	13	22
0890	DOLORES COUNTY RE NO.2	2216	DOVE CREEK HIGH SCHOOL	SCHOOL 1	3	2	1	0	0	1	2	0	43	69	121
0890	DOLORES COUNTY RE NO.2	7764	SEVENTH STREET ELEMENTARY SCHOOL	PK	0	1	0	0	0	0	1	0	7	16	25
0890	DOLORES COUNTY RE NO.2	7764	SEVENTH STREET ELEMENTARY SCHOOL	KINDERG/	0	1	1	0	0	0	0	0	6	5	13
0890	DOLORES COUNTY RE NO.2	7764	SEVENTH STREET ELEMENTARY SCHOOL	1ST	2	1	0	0	0	0	2	0	8	11	24
0890	DOLORES COUNTY RE NO.2	7764	SEVENTH STREET ELEMENTARY SCHOOL	2ND	1	0	0	0	0	0	1	0	10	6	18
0890	DOLORES COUNTY RE NO.2	7764	SEVENTH STREET ELEMENTARY SCHOOL	3RD	0	0	0	0	0	0	0	0	6	9	15
0890	DOLORES COUNTY RE NO.2	7764	SEVENTH STREET ELEMENTARY SCHOOL	4TH	0	0	0	0	0	0	2	1	3	8	14
0890	DOLORES COUNTY RE NO.2	7764	SEVENTH STREET ELEMENTARY SCHOOL	5TH	2	0	0	0	0	0	0	1	9	4	16
0890	DOLORES COUNTY RE NO.2	7764	SEVENTH STREET ELEMENTARY SCHOOL	6TH	1	2	0	0	0	0	0	1	13	12	29
0890	DOLORES COUNTY RE NO.2	7764	SEVENTH STREET ELEMENTARY SCHOOL	SCHOOL 1	6	5	1	0	0	0	6	3	62	71	154
0890	DOLORES COUNTY RE NO.2		DISTRICT TOTAL		9	7	2	0	0	1	8	3	111	152	293
0900	DOUGLAS COUNTY RE 1	0011	ACADEMY CHARTER SCHOOL	HALF DAY	1	1	1	0	0	1	3	1	41	25	73
0900	DOUGLAS COUNTY RE 1	0011	ACADEMY CHARTER SCHOOL	1ST	1	1	0	0	0	1	2	1	36	30	72
0900	DOUGLAS COUNTY RE 1	0011	ACADEMY CHARTER SCHOOL	2ND	0	0	0	0	1	2	1	2	29	37	73
0900	DOUGLAS COUNTY RE 1	0011	ACADEMY CHARTER SCHOOL	3RD	0	0	1	0	1	0	4	2	42	26	76


COLORADO DEPARTMENT OF EDUCATION
FALL 2007 PUPIL MEMBERSHIP BY DISTRICT, SCHOOL, GRADE, RACE/ETHNICITY, AND GENDER

District Code	DISTRICT	School Code	SCHOOL	GRADE	AMERICAN INDIAN OR ALASKAN NATIVE	AMERICAN INDIAN OR ALASKAN NATIVE	ASIAN OR PACIFIC ISLANDER	ASIAN OR PACIFIC ISLANDER	BLACK (NOT HISPANIC)	BLACK (NOT HISPANIC)	HISPANIC	HISPANIC	WHITE (NOT HISPANIC)	WHITE (NOT HISPANIC)	Total
					FEMALE	MALE	FEMALE	MALE	FEMALE	MALE	FEMALE	MALE	FEMALE	MALE	
0900	DOUGLAS COUNTY RE 1	0011	ACADEMY CHARTER SCHOOL	4TH	0	3	0	1	0	1	1	3	36	28	73
0900	DOUGLAS COUNTY RE 1	0011	ACADEMY CHARTER SCHOOL	5TH	1	2	0	0	0	3	1	38	40	85	
0900	DOUGLAS COUNTY RE 1	0011	ACADEMY CHARTER SCHOOL	6TH	0	0	2	0	2	0	4	40	36	88	
0900	DOUGLAS COUNTY RE 1	0011	ACADEMY CHARTER SCHOOL	7TH	1	2	2	1	1	1	2	32	36	80	
0900	DOUGLAS COUNTY RE 1	0011	ACADEMY CHARTER SCHOOL	8TH	0	0	1	1	0	0	2	24	24	54	
0900	DOUGLAS COUNTY RE 1	0011	ACADEMY CHARTER SCHOOL	SCHOOL 1	4	9	7	3	5	6	22	18	318	282	674
0900	DOUGLAS COUNTY RE 1	0012	ACRES GREEN ELEMENTARY SCHOOL	HALF DAY	0	0	2	6	0	1	2	5	33	28	77
0900	DOUGLAS COUNTY RE 1	0012	ACRES GREEN ELEMENTARY SCHOOL	1ST	0	0	3	8	1	4	7	14	41	40	118
0900	DOUGLAS COUNTY RE 1	0012	ACRES GREEN ELEMENTARY SCHOOL	2ND	1	0	9	4	4	4	6	8	26	30	92
0900	DOUGLAS COUNTY RE 1	0012	ACRES GREEN ELEMENTARY SCHOOL	3RD	0	1	6	8	3	1	6	8	32	36	101
0900	DOUGLAS COUNTY RE 1	0012	ACRES GREEN ELEMENTARY SCHOOL	4TH	1	0	9	3	2	1	6	7	36	30	95
0900	DOUGLAS COUNTY RE 1	0012	ACRES GREEN ELEMENTARY SCHOOL	5TH	0	0	6	6	3	4	5	6	35	38	103
0900	DOUGLAS COUNTY RE 1	0012	ACRES GREEN ELEMENTARY SCHOOL	6TH	0	1	2	6	1	2	5	3	37	42	99
0900	DOUGLAS COUNTY RE 1	0012	ACRES GREEN ELEMENTARY SCHOOL	SCHOOL 1	2	2	37	41	14	17	37	51	240	244	685
0900	DOUGLAS COUNTY RE 1	0201	DANIEL C OAKES HIGH SCHOOL--CASTLE ROCK	9TH	0	0	0	0	0	0	1	0	3	10	14
0900	DOUGLAS COUNTY RE 1	0201	DANIEL C OAKES HIGH SCHOOL--CASTLE ROCK	10TH	0	0	1	0	0	0	4	1	15	6	27
0900	DOUGLAS COUNTY RE 1	0201	DANIEL C OAKES HIGH SCHOOL--CASTLE ROCK	11TH	0	0	1	1	0	0	2	1	16	23	44
0900	DOUGLAS COUNTY RE 1	0201	DANIEL C OAKES HIGH SCHOOL--CASTLE ROCK	12TH	1	0	2	0	0	1	1	6	20	22	53
0900	DOUGLAS COUNTY RE 1	0201	DANIEL C OAKES HIGH SCHOOL--CASTLE ROCK	SCHOOL 1	1	0	4	1	0	1	8	8	54	61	138
0900	DOUGLAS COUNTY RE 1	0215	AMERICAN ACADEMY AT CASTLE PINES CHARTER	HALF DAY	0	0	2	0	0	0	0	0	22	31	55
0900	DOUGLAS COUNTY RE 1	0215	AMERICAN ACADEMY AT CASTLE PINES CHARTER	1ST	0	0	1	3	1	0	2	2	30	30	69
0900	DOUGLAS COUNTY RE 1	0215	AMERICAN ACADEMY AT CASTLE PINES CHARTER	2ND	0	0	6	2	0	0	2	2	42	37	91
0900	DOUGLAS COUNTY RE 1	0215	AMERICAN ACADEMY AT CASTLE PINES CHARTER	3RD	0	0	7	2	0	1	2	3	32	42	89
0900	DOUGLAS COUNTY RE 1	0215	AMERICAN ACADEMY AT CASTLE PINES CHARTER	4TH	0	0	3	2	0	0	2	0	25	39	71
0900	DOUGLAS COUNTY RE 1	0215	AMERICAN ACADEMY AT CASTLE PINES CHARTER	5TH	0	0	1	1	0	0	2	2	21	24	51
0900	DOUGLAS COUNTY RE 1	0215	AMERICAN ACADEMY AT CASTLE PINES CHARTER	6TH	0	0	4	5	0	1	2	1	11	21	44
0900	DOUGLAS COUNTY RE 1	0215	AMERICAN ACADEMY AT CASTLE PINES CHARTER	7TH	0	0	1	2	1	0	1	0	13	13	31
0900	DOUGLAS COUNTY RE 1	0215	AMERICAN ACADEMY AT CASTLE PINES CHARTER	8TH	0	0	0	0	0	0	0	0	10	7	17
0900	DOUGLAS COUNTY RE 1	0215	AMERICAN ACADEMY AT CASTLE PINES CHARTER	SCHOOL 1	0	0	25	17	2	3	12	9	206	244	518
0900	DOUGLAS COUNTY RE 1	0354	ARROWWOOD ELEMENTARY SCHOOL	HALF DAY	0	0	4	5	1	2	5	8	39	39	103
0900	DOUGLAS COUNTY RE 1	0354	ARROWWOOD ELEMENTARY SCHOOL	1ST	0	0	4	4	0	1	4	5	38	34	90
0900	DOUGLAS COUNTY RE 1	0354	ARROWWOOD ELEMENTARY SCHOOL	2ND	0	0	6	3	0	1	8	6	21	27	73
0900	DOUGLAS COUNTY RE 1	0354	ARROWWOOD ELEMENTARY SCHOOL	3RD	2	0	5	2	1	2	4	8	35	29	88
0900	DOUGLAS COUNTY RE 1	0354	ARROWWOOD ELEMENTARY SCHOOL	4TH	1	0	3	1	1	4	2	2	29	26	68
0900	DOUGLAS COUNTY RE 1	0354	ARROWWOOD ELEMENTARY SCHOOL	5TH	0	0	3	3	5	0	2	4	23	23	63
0900	DOUGLAS COUNTY RE 1	0354	ARROWWOOD ELEMENTARY SCHOOL	6TH	1	1	5	3	2	1	7	3	37	31	91
0900	DOUGLAS COUNTY RE 1	0354	ARROWWOOD ELEMENTARY SCHOOL	SCHOOL 1	4	1	30	21	11	8	34	36	222	209	576
0900	DOUGLAS COUNTY RE 1	0651	BEAR CANYON ELEMENTARY SCHOOL	HALF DAY	0	0	1	1	0	0	1	2	41	36	82
0900	DOUGLAS COUNTY RE 1	0651	BEAR CANYON ELEMENTARY SCHOOL	1ST	1	0	3	4	0	1	2	2	36	44	93
0900	DOUGLAS COUNTY RE 1	0651	BEAR CANYON ELEMENTARY SCHOOL	2ND	0	0	1	2	1	0	4	1	49	47	105
0900	DOUGLAS COUNTY RE 1	0651	BEAR CANYON ELEMENTARY SCHOOL	3RD	0	0	2	0	0	0	4	1	42	38	87
0900	DOUGLAS COUNTY RE 1	0651	BEAR CANYON ELEMENTARY SCHOOL	4TH	1	1	2	7	2	1	0	5	37	38	94
0900	DOUGLAS COUNTY RE 1	0651	BEAR CANYON ELEMENTARY SCHOOL	5TH	0	1	1	1	0	0	3	3	48	35	92
0900	DOUGLAS COUNTY RE 1	0651	BEAR CANYON ELEMENTARY SCHOOL	6TH	0	0	6	2	2	1	3	2	45	43	104
0900	DOUGLAS COUNTY RE 1	0651	BEAR CANYON ELEMENTARY SCHOOL	SCHOOL 1	2	2	16	17	5	3	17	16	298	281	657
0900	DOUGLAS COUNTY RE 1	1131	BUFFALO RIDGE ELEMENTARY SCHOOL	HALF DAY	1	0	2	1	0	1	1	5	42	32	85
0900	DOUGLAS COUNTY RE 1	1131	BUFFALO RIDGE ELEMENTARY SCHOOL	1ST	0	1	2	2	1	1	2	3	32	41	85
0900	DOUGLAS COUNTY RE 1	1131	BUFFALO RIDGE ELEMENTARY SCHOOL	2ND	0	0	0	0	2	0	2	2	34	31	71
0900	DOUGLAS COUNTY RE 1	1131	BUFFALO RIDGE ELEMENTARY SCHOOL	3RD	0	0	2	1	1	0	1	0	44	66	115
0900	DOUGLAS COUNTY RE 1	1131	BUFFALO RIDGE ELEMENTARY SCHOOL	4TH	0	0	2	2	0	0	2	3	38	39	86
0900	DOUGLAS COUNTY RE 1	1131	BUFFALO RIDGE ELEMENTARY SCHOOL	5TH	0	1	2	1	1	0	1	1	47	46	100
0900	DOUGLAS COUNTY RE 1	1131	BUFFALO RIDGE ELEMENTARY SCHOOL	SCHOOL 1	1	2	10	7	5	2	9	14	237	255	542
0900	DOUGLAS COUNTY RE 1	1270	CANTRIL SCHOOL	PK	0	1	47	28	6	4	26	30	439	577	1,158
0900	DOUGLAS COUNTY RE 1	1270	CANTRIL SCHOOL	SCHOOL 1	0	1	47	28	6	4	26	30	439	577	1,158
0900	DOUGLAS COUNTY RE 1	1362	CASTLE ROCK ELEMENTARY SCHOOL	HALF DAY	0	0	2	2	0	3	3	3	51	66	130
0900	DOUGLAS COUNTY RE 1	1362	CASTLE ROCK ELEMENTARY SCHOOL	1ST	0	0	3	1	0	0	4	1	65	60	134
0900	DOUGLAS COUNTY RE 1	1362	CASTLE ROCK ELEMENTARY SCHOOL	2ND	0	0	2	3	0	1	0	1	49	43	99
0900	DOUGLAS COUNTY RE 1	1362	CASTLE ROCK ELEMENTARY SCHOOL	3RD	0	1	2	4	1	0	3	2	45	46	104
0900	DOUGLAS COUNTY RE 1	1362	CASTLE ROCK ELEMENTARY SCHOOL	4TH	1	0	6	2	1	0	5	4	43	54	116
0900	DOUGLAS COUNTY RE 1	1362	CASTLE ROCK ELEMENTARY SCHOOL	5TH	0	0	4	2	2	2	1	1	54	47	113
0900	DOUGLAS COUNTY RE 1	1362	CASTLE ROCK ELEMENTARY SCHOOL	6TH	0	0	1	4	2	0	1	8	48	47	111
0900	DOUGLAS COUNTY RE 1	1362	CASTLE ROCK ELEMENTARY SCHOOL	SCHOOL 1	1	1	20	18	6	6	17	20	355	363	807
0900	DOUGLAS COUNTY RE 1	1367	CASTLE VIEW HIGH SCHOOL	9TH	2	1	4	4	2	3	11	15	145	181	368
0900	DOUGLAS COUNTY RE 1	1367	CASTLE VIEW HIGH SCHOOL	10TH	1	3	2	5	2	4	29	13	176	174	409
0900	DOUGLAS COUNTY RE 1	1367	CASTLE VIEW HIGH SCHOOL	11TH	3	2	4	2	1	4	11	19	113	123	282
0900	DOUGLAS COUNTY RE 1	1367	CASTLE VIEW HIGH SCHOOL	SCHOOL 1	6	6	10	11	5	11	51	47	434	478	1,059
0900	DOUGLAS COUNTY RE 1	1503	CHAPARRAL HIGH SCHOOL	9TH	3	3	8	9	10	6	29	30	275	300	673




COLORADO DEPARTMENT OF EDUCATION
FALL 2007 PUPIL MEMBERSHIP BY DISTRICT, SCHOOL, GRADE, RACE/ETHNICITY, AND GENDER

District Code	DISTRICT	School Code	SCHOOL	GRADE	AMERICAN INDIAN OR ALASKAN NATIVE	AMERICAN INDIAN OR ALASKAN NATIVE	ASIAN OR PACIFIC ISLANDER	ASIAN OR PACIFIC ISLANDER	BLACK (NOT HISPANIC)	BLACK (NOT HISPANIC)	HISPANIC	HISPANIC	WHITE (NOT HISPANIC)	WHITE (NOT HISPANIC)	Total
					FEMALE	MALE	FEMALE	MALE	FEMALE	MALE	FEMALE	MALE	FEMALE	MALE	
0900	DOUGLAS COUNTY RE 1	1503	CHAPARRAL HIGH SCHOOL	10TH	1	0	13	7	11	9	29	26	265	251	612
0900	DOUGLAS COUNTY RE 1	1503	CHAPARRAL HIGH SCHOOL	11TH	1	2	4	10	7	8	27	16	236	258	569
0900	DOUGLAS COUNTY RE 1	1503	CHAPARRAL HIGH SCHOOL	12TH	2	0	8	9	6	7	20	18	222	199	491
0900	DOUGLAS COUNTY RE 1	1503	CHAPARRAL HIGH SCHOOL	SCHOOL 1	7	5	33	35	34	30	105	90	998	1,008	2,345
0900	DOUGLAS COUNTY RE 1	1512	CHALLENGE TO EXCELLENCE CHARTER SCHOOL	HALF DAY	0	0	1	3	0	1	2	0	18	23	48
0900	DOUGLAS COUNTY RE 1	1512	CHALLENGE TO EXCELLENCE CHARTER SCHOOL	1ST	1	0	4	4	1	1	1	1	24	23	60
0900	DOUGLAS COUNTY RE 1	1512	CHALLENGE TO EXCELLENCE CHARTER SCHOOL	2ND	0	0	0	2	0	0	3	4	18	21	48
0900	DOUGLAS COUNTY RE 1	1512	CHALLENGE TO EXCELLENCE CHARTER SCHOOL	3RD	0	0	2	5	2	1	0	2	17	19	48
0900	DOUGLAS COUNTY RE 1	1512	CHALLENGE TO EXCELLENCE CHARTER SCHOOL	4TH	0	0	3	3	0	1	2	0	29	31	69
0900	DOUGLAS COUNTY RE 1	1512	CHALLENGE TO EXCELLENCE CHARTER SCHOOL	5TH	0	0	3	1	0	0	4	3	27	13	51
0900	DOUGLAS COUNTY RE 1	1512	CHALLENGE TO EXCELLENCE CHARTER SCHOOL	6TH	0	0	2	2	2	0	3	2	21	17	49
0900	DOUGLAS COUNTY RE 1	1512	CHALLENGE TO EXCELLENCE CHARTER SCHOOL	7TH	0	0	1	3	0	1	1	1	17	17	40
0900	DOUGLAS COUNTY RE 1	1512	CHALLENGE TO EXCELLENCE CHARTER SCHOOL	8TH	0	0	0	1	0	0	2	1	11	12	27
0900	DOUGLAS COUNTY RE 1	1512	CHALLENGE TO EXCELLENCE CHARTER SCHOOL	SCHOOL 1	1	0	16	24	5	6	15	15	182	176	440
0900	DOUGLAS COUNTY RE 1	1578	CHERRY VALLEY ELEMENTARY SCHOOL	HALF DAY	0	0	0	0	0	0	0	0	6	6	12
0900	DOUGLAS COUNTY RE 1	1578	CHERRY VALLEY ELEMENTARY SCHOOL	1ST	0	0	0	0	0	0	0	0	1	5	6
0900	DOUGLAS COUNTY RE 1	1578	CHERRY VALLEY ELEMENTARY SCHOOL	2ND	0	0	0	0	0	0	1	1	6	4	12
0900	DOUGLAS COUNTY RE 1	1578	CHERRY VALLEY ELEMENTARY SCHOOL	3RD	0	0	0	0	0	0	0	0	3	6	9
0900	DOUGLAS COUNTY RE 1	1578	CHERRY VALLEY ELEMENTARY SCHOOL	4TH	0	0	0	0	0	0	0	1	8	8	17
0900	DOUGLAS COUNTY RE 1	1578	CHERRY VALLEY ELEMENTARY SCHOOL	5TH	0	0	0	0	0	2	0	0	6	4	12
0900	DOUGLAS COUNTY RE 1	1578	CHERRY VALLEY ELEMENTARY SCHOOL	6TH	0	0	0	0	0	0	0	1	4	4	9
0900	DOUGLAS COUNTY RE 1	1578	CHERRY VALLEY ELEMENTARY SCHOOL	SCHOOL 1	0	0	0	0	0	0	3	3	34	37	77
0900	DOUGLAS COUNTY RE 1	1579	NORTH STAR ACADEMY	HALF DAY	0	0	1	1	0	0	0	0	26	24	52
0900	DOUGLAS COUNTY RE 1	1579	NORTH STAR ACADEMY	1ST	0	0	8	2	0	2	8	36	43	99	
0900	DOUGLAS COUNTY RE 1	1579	NORTH STAR ACADEMY	2ND	0	0	7	4	2	1	5	1	42	36	98
0900	DOUGLAS COUNTY RE 1	1579	NORTH STAR ACADEMY	3RD	0	0	2	2	0	2	2	2	21	21	50
0900	DOUGLAS COUNTY RE 1	1579	NORTH STAR ACADEMY	4TH	0	0	1	3	0	0	1	1	23	18	47
0900	DOUGLAS COUNTY RE 1	1579	NORTH STAR ACADEMY	5TH	0	0	2	2	0	0	1	4	21	17	47
0900	DOUGLAS COUNTY RE 1	1579	NORTH STAR ACADEMY	6TH	0	0	0	0	0	1	0	1	9	10	21
0900	DOUGLAS COUNTY RE 1	1579	NORTH STAR ACADEMY	SCHOOL 1	0	1	20	14	2	2	11	17	178	169	414
0900	DOUGLAS COUNTY RE 1	1873	CORE KNOWLEDGE CHARTER SCHOOL	HALF DAY	0	0	3	1	0	0	0	0	15	28	47
0900	DOUGLAS COUNTY RE 1	1873	CORE KNOWLEDGE CHARTER SCHOOL	1ST	0	0	2	0	1	0	0	1	21	21	46
0900	DOUGLAS COUNTY RE 1	1873	CORE KNOWLEDGE CHARTER SCHOOL	2ND	0	0	0	1	0	0	1	0	22	21	46
0900	DOUGLAS COUNTY RE 1	1873	CORE KNOWLEDGE CHARTER SCHOOL	3RD	0	0	1	2	0	0	1	0	26	18	47
0900	DOUGLAS COUNTY RE 1	1873	CORE KNOWLEDGE CHARTER SCHOOL	4TH	0	0	0	1	0	0	0	0	29	16	46
0900	DOUGLAS COUNTY RE 1	1873	CORE KNOWLEDGE CHARTER SCHOOL	5TH	0	0	0	2	0	0	0	0	24	20	46
0900	DOUGLAS COUNTY RE 1	1873	CORE KNOWLEDGE CHARTER SCHOOL	6TH	0	0	2	2	0	1	3	0	18	21	47
0900	DOUGLAS COUNTY RE 1	1873	CORE KNOWLEDGE CHARTER SCHOOL	7TH	0	0	1	1	1	0	0	1	22	20	46
0900	DOUGLAS COUNTY RE 1	1873	CORE KNOWLEDGE CHARTER SCHOOL	8TH	0	0	3	2	0	0	1	1	22	17	46
0900	DOUGLAS COUNTY RE 1	1873	CORE KNOWLEDGE CHARTER SCHOOL	SCHOOL 1	0	0	12	12	2	1	6	3	199	182	417
0900	DOUGLAS COUNTY RE 1	1899	COPPER MESA ELEMENTARY SCHOOL	HALF DAY	0	1	10	1	1	1	1	7	51	45	118
0900	DOUGLAS COUNTY RE 1	1899	COPPER MESA ELEMENTARY SCHOOL	1ST	1	1	2	3	1	2	3	37	34	85	
0900	DOUGLAS COUNTY RE 1	1899	COPPER MESA ELEMENTARY SCHOOL	2ND	0	0	1	3	0	0	4	2	47	42	99
0900	DOUGLAS COUNTY RE 1	1899	COPPER MESA ELEMENTARY SCHOOL	3RD	0	0	2	5	0	2	1	2	38	25	75
0900	DOUGLAS COUNTY RE 1	1899	COPPER MESA ELEMENTARY SCHOOL	4TH	0	0	1	1	0	1	0	2	35	22	62
0900	DOUGLAS COUNTY RE 1	1899	COPPER MESA ELEMENTARY SCHOOL	5TH	0	0	3	2	0	0	3	27	23	58	
0900	DOUGLAS COUNTY RE 1	1899	COPPER MESA ELEMENTARY SCHOOL	6TH	0	0	1	7	1	1	2	2	25	25	64
0900	DOUGLAS COUNTY RE 1	1899	COPPER MESA ELEMENTARY SCHOOL	SCHOOL 1	1	2	20	22	3	6	10	21	260	216	561
0900	DOUGLAS COUNTY RE 1	1925	COUGAR RUN ELEMENTARY SCHOOL	HALF DAY	0	0	2	3	1	0	4	1	36	25	72
0900	DOUGLAS COUNTY RE 1	1925	COUGAR RUN ELEMENTARY SCHOOL	1ST	0	0	2	2	2	0	1	3	25	39	74
0900	DOUGLAS COUNTY RE 1	1925	COUGAR RUN ELEMENTARY SCHOOL	2ND	0	0	2	5	1	0	1	6	27	42	84
0900	DOUGLAS COUNTY RE 1	1925	COUGAR RUN ELEMENTARY SCHOOL	3RD	0	0	5	3	2	2	2	4	28	34	80
0900	DOUGLAS COUNTY RE 1	1925	COUGAR RUN ELEMENTARY SCHOOL	4TH	0	1	1	6	1	1	2	9	33	23	77
0900	DOUGLAS COUNTY RE 1	1925	COUGAR RUN ELEMENTARY SCHOOL	5TH	0	0	7	5	1	0	2	3	39	33	90
0900	DOUGLAS COUNTY RE 1	1925	COUGAR RUN ELEMENTARY SCHOOL	6TH	0	0	6	5	0	1	3	2	35	38	90
0900	DOUGLAS COUNTY RE 1	1925	COUGAR RUN ELEMENTARY SCHOOL	SCHOOL 1	0	1	25	29	8	4	15	28	223	234	567
0900	DOUGLAS COUNTY RE 1	1934	COYOTE CREEK ELEMENTARY SCHOOL	HALF DAY	0	0	1	0	0	0	4	4	20	26	55
0900	DOUGLAS COUNTY RE 1	1934	COYOTE CREEK ELEMENTARY SCHOOL	1ST	1	0	2	1	0	1	4	3	32	34	78
0900	DOUGLAS COUNTY RE 1	1934	COYOTE CREEK ELEMENTARY SCHOOL	2ND	0	1	1	3	0	0	3	4	32	35	79
0900	DOUGLAS COUNTY RE 1	1934	COYOTE CREEK ELEMENTARY SCHOOL	3RD	1	0	1	2	1	1	7	3	31	31	78
0900	DOUGLAS COUNTY RE 1	1934	COYOTE CREEK ELEMENTARY SCHOOL	4TH	0	0	1	0	2	1	2	4	38	28	76
0900	DOUGLAS COUNTY RE 1	1934	COYOTE CREEK ELEMENTARY SCHOOL	5TH	0	1	1	1	1	1	3	1	36	36	81
0900	DOUGLAS COUNTY RE 1	1934	COYOTE CREEK ELEMENTARY SCHOOL	6TH	2	0	0	0	0	0	4	4	28	44	82
0900	DOUGLAS COUNTY RE 1	1934	COYOTE CREEK ELEMENTARY SCHOOL	SCHOOL 1	4	2	7	7	4	4	27	23	217	234	529
0900	DOUGLAS COUNTY RE 1	2012	CRESTHILL MIDDLE SCHOOL	7TH	1	0	20	17	10	4	19	28	170	194	463
0900	DOUGLAS COUNTY RE 1	2012	CRESTHILL MIDDLE SCHOOL	8TH	1	1	10	11	4	7	20	15	165	198	432
0900	DOUGLAS COUNTY RE 1	2012	CRESTHILL MIDDLE SCHOOL	SCHOOL 1	2	1	30	28	14	11	39	43	335	392	895




COLORADO DEPARTMENT OF EDUCATION
FALL 2007 PUPIL MEMBERSHIP BY DISTRICT, SCHOOL, GRADE, RACE/ETHNICITY, AND GENDER

District Code	DISTRICT	School Code	SCHOOL	GRADE	AMERICAN INDIAN OR ALASKAN NATIVE	AMERICAN INDIAN OR ALASKAN NATIVE	ASIAN OR PACIFIC ISLANDER	ASIAN OR PACIFIC ISLANDER	BLACK (NOT HISPANIC)	BLACK (NOT HISPANIC)	HISPANIC	HISPANIC	WHITE (NOT HISPANIC)	WHITE (NOT HISPANIC)	Total
					FEMALE	MALE	FEMALE	MALE	FEMALE	MALE	FEMALE	MALE	FEMALE	MALE	
0900	DOUGLAS COUNTY RE 1	2226	CASTLE ROCK MIDDLE SCHOOL	7TH	3	2	15	9	4	9	42	39	299	310	732
0900	DOUGLAS COUNTY RE 1	2226	CASTLE ROCK MIDDLE SCHOOL	8TH	5	1	9	8	5	25	39	317	330	744	
0900	DOUGLAS COUNTY RE 1	2226	CASTLE ROCK MIDDLE SCHOOL	SCHOOL 1	8	3	24	17	9	14	67	78	616	640	1,476
0900	DOUGLAS COUNTY RE 1	2230	DOUGLAS COUNTY HIGH SCHOOL	9TH	4	1	17	12	4	7	20	24	184	211	484
0900	DOUGLAS COUNTY RE 1	2230	DOUGLAS COUNTY HIGH SCHOOL	10TH	0	1	16	6	5	6	8	11	167	150	370
0900	DOUGLAS COUNTY RE 1	2230	DOUGLAS COUNTY HIGH SCHOOL	11TH	5	3	13	5	2	6	12	22	227	235	530
0900	DOUGLAS COUNTY RE 1	2230	DOUGLAS COUNTY HIGH SCHOOL	12TH	2	1	8	7	5	6	25	18	263	244	579
0900	DOUGLAS COUNTY RE 1	2230	DOUGLAS COUNTY HIGH SCHOOL	SCHOOL 1	11	6	54	30	16	25	65	75	841	840	1,963
0900	DOUGLAS COUNTY RE 1	2232	ROCK RIDGE ELEMENTARY SCHOOL	HALF DAY	0	1	2	0	0	3	5	5	45	43	104
0900	DOUGLAS COUNTY RE 1	2232	ROCK RIDGE ELEMENTARY SCHOOL	1ST	1	0	2	2	0	3	3	2	52	44	109
0900	DOUGLAS COUNTY RE 1	2232	ROCK RIDGE ELEMENTARY SCHOOL	2ND	0	1	2	2	0	2	2	5	50	45	109
0900	DOUGLAS COUNTY RE 1	2232	ROCK RIDGE ELEMENTARY SCHOOL	3RD	0	0	0	1	0	4	7	4	51	45	112
0900	DOUGLAS COUNTY RE 1	2232	ROCK RIDGE ELEMENTARY SCHOOL	4TH	0	0	1	0	2	1	2	2	39	35	82
0900	DOUGLAS COUNTY RE 1	2232	ROCK RIDGE ELEMENTARY SCHOOL	5TH	0	2	1	2	2	4	3	5	50	30	96
0900	DOUGLAS COUNTY RE 1	2232	ROCK RIDGE ELEMENTARY SCHOOL	6TH	1	1	0	0	0	3	5	3	40	37	90
0900	DOUGLAS COUNTY RE 1	2232	ROCK RIDGE ELEMENTARY SCHOOL	SCHOOL 1	2	5	8	7	4	18	28	24	327	279	702
0900	DOUGLAS COUNTY RE 1	2233	CHEROKEE TRAIL ELEMENTARY SCHOOL	HALF DAY	0	0	2	1	1	0	5	0	34	34	77
0900	DOUGLAS COUNTY RE 1	2233	CHEROKEE TRAIL ELEMENTARY SCHOOL	1ST	0	0	2	3	2	1	5	2	34	42	91
0900	DOUGLAS COUNTY RE 1	2233	CHEROKEE TRAIL ELEMENTARY SCHOOL	2ND	0	0	2	1	3	1	4	6	41	38	96
0900	DOUGLAS COUNTY RE 1	2233	CHEROKEE TRAIL ELEMENTARY SCHOOL	3RD	1	2	2	0	1	5	3	32	39	86	
0900	DOUGLAS COUNTY RE 1	2233	CHEROKEE TRAIL ELEMENTARY SCHOOL	4TH	1	0	0	3	1	1	5	2	42	47	102
0900	DOUGLAS COUNTY RE 1	2233	CHEROKEE TRAIL ELEMENTARY SCHOOL	5TH	0	1	3	2	4	2	6	5	34	49	106
0900	DOUGLAS COUNTY RE 1	2233	CHEROKEE TRAIL ELEMENTARY SCHOOL	6TH	0	0	0	0	1	3	4	5	47	56	116
0900	DOUGLAS COUNTY RE 1	2233	CHEROKEE TRAIL ELEMENTARY SCHOOL	SCHOOL 1	2	3	11	10	13	9	34	23	264	305	674
0900	DOUGLAS COUNTY RE 1	2234	EAGLE RIDGE ELEMENTARY SCHOOL	HALF DAY	0	0	0	0	1	0	1	3	27	34	66
0900	DOUGLAS COUNTY RE 1	2234	EAGLE RIDGE ELEMENTARY SCHOOL	1ST	1	0	3	1	1	0	2	0	18	26	52
0900	DOUGLAS COUNTY RE 1	2234	EAGLE RIDGE ELEMENTARY SCHOOL	2ND	0	0	2	0	1	2	0	2	42	30	79
0900	DOUGLAS COUNTY RE 1	2234	EAGLE RIDGE ELEMENTARY SCHOOL	3RD	0	0	1	0	3	0	1	1	30	40	76
0900	DOUGLAS COUNTY RE 1	2234	EAGLE RIDGE ELEMENTARY SCHOOL	4TH	1	1	1	1	1	1	1	1	39	44	89
0900	DOUGLAS COUNTY RE 1	2234	EAGLE RIDGE ELEMENTARY SCHOOL	5TH	0	1	1	0	0	1	2	3	31	36	73
0900	DOUGLAS COUNTY RE 1	2234	EAGLE RIDGE ELEMENTARY SCHOOL	6TH	0	0	0	3	3	0	0	2	39	36	83
0900	DOUGLAS COUNTY RE 1	2234	EAGLE RIDGE ELEMENTARY SCHOOL	SCHOOL 1	2	0	8	5	10	4	5	11	226	246	518
0900	DOUGLAS COUNTY RE 1	2338	EAGLE ACADEMY	11TH	0	0	0	0	2	0	3	2	9	17	33
0900	DOUGLAS COUNTY RE 1	2338	EAGLE ACADEMY	12TH	0	0	2	2	1	0	3	5	17	26	56
0900	DOUGLAS COUNTY RE 1	2338	EAGLE ACADEMY	SCHOOL 1	0	0	2	2	3	0	6	7	26	43	89
0900	DOUGLAS COUNTY RE 1	2656	ELDORADO ELEMENTARY SCHOOL	HALF DAY	2	0	4	3	1	1	4	3	44	41	103
0900	DOUGLAS COUNTY RE 1	2656	ELDORADO ELEMENTARY SCHOOL	1ST	0	0	4	4	1	1	6	2	42	38	98
0900	DOUGLAS COUNTY RE 1	2656	ELDORADO ELEMENTARY SCHOOL	2ND	0	0	5	3	2	1	4	0	46	42	103
0900	DOUGLAS COUNTY RE 1	2656	ELDORADO ELEMENTARY SCHOOL	3RD	1	0	6	2	0	2	4	4	49	44	112
0900	DOUGLAS COUNTY RE 1	2656	ELDORADO ELEMENTARY SCHOOL	4TH	1	0	1	1	3	1	4	8	32	37	90
0900	DOUGLAS COUNTY RE 1	2656	ELDORADO ELEMENTARY SCHOOL	5TH	0	0	2	1	2	0	2	4	40	31	82
0900	DOUGLAS COUNTY RE 1	2656	ELDORADO ELEMENTARY SCHOOL	6TH	2	1	2	4	1	3	3	5	28	33	82
0900	DOUGLAS COUNTY RE 1	2656	ELDORADO ELEMENTARY SCHOOL	SCHOOL 1	6	1	24	18	10	11	27	26	281	266	670
0900	DOUGLAS COUNTY RE 1	2952	MAMMOTH HEIGHTS ELEMENTARY	HALF DAY	0	0	0	0	0	0	0	0	38	39	77
0900	DOUGLAS COUNTY RE 1	2952	MAMMOTH HEIGHTS ELEMENTARY	1ST	0	0	1	0	0	2	2	2	26	24	57
0900	DOUGLAS COUNTY RE 1	2952	MAMMOTH HEIGHTS ELEMENTARY	2ND	0	0	3	2	3	0	2	2	23	26	61
0900	DOUGLAS COUNTY RE 1	2952	MAMMOTH HEIGHTS ELEMENTARY	3RD	0	0	1	0	4	1	3	3	24	15	51
0900	DOUGLAS COUNTY RE 1	2952	MAMMOTH HEIGHTS ELEMENTARY	4TH	0	0	2	0	1	3	0	3	17	24	50
0900	DOUGLAS COUNTY RE 1	2952	MAMMOTH HEIGHTS ELEMENTARY	5TH	0	0	1	2	0	0	2	3	18	18	44
0900	DOUGLAS COUNTY RE 1	2952	MAMMOTH HEIGHTS ELEMENTARY	6TH	0	0	2	0	2	1	2	2	15	21	45
0900	DOUGLAS COUNTY RE 1	2952	MAMMOTH HEIGHTS ELEMENTARY	SCHOOL 1	0	0	10	4	10	7	11	15	161	167	385
0900	DOUGLAS COUNTY RE 1	2953	STONE MOUNTAIN ELEMENTARY	HALF DAY	0	0	1	0	0	1	2	1	14	21	39
0900	DOUGLAS COUNTY RE 1	2953	STONE MOUNTAIN ELEMENTARY	1ST	0	0	2	2	0	0	0	1	13	16	34
0900	DOUGLAS COUNTY RE 1	2953	STONE MOUNTAIN ELEMENTARY	2ND	0	0	0	0	0	0	1	1	17	18	37
0900	DOUGLAS COUNTY RE 1	2953	STONE MOUNTAIN ELEMENTARY	3RD	0	0	0	1	0	0	2	0	24	13	40
0900	DOUGLAS COUNTY RE 1	2953	STONE MOUNTAIN ELEMENTARY	4TH	0	0	0	0	0	0	1	2	23	23	49
0900	DOUGLAS COUNTY RE 1	2953	STONE MOUNTAIN ELEMENTARY	5TH	0	0	2	1	0	0	2	2	19	18	44
0900	DOUGLAS COUNTY RE 1	2953	STONE MOUNTAIN ELEMENTARY	6TH	0	0	0	1	0	1	1	0	16	17	36
0900	DOUGLAS COUNTY RE 1	2953	STONE MOUNTAIN ELEMENTARY	SCHOOL 1	0	0	5	5	0	1	8	8	126	126	279
0900	DOUGLAS COUNTY RE 1	2954	ROXBOROUGH INTERMEDIATE	3RD	0	0	3	2	1	2	5	4	52	52	108
0900	DOUGLAS COUNTY RE 1	2954	ROXBOROUGH INTERMEDIATE	4TH	0	1	0	3	1	2	4	4	59	41	115
0900	DOUGLAS COUNTY RE 1	2954	ROXBOROUGH INTERMEDIATE	5TH	0	0	2	0	0	0	7	7	64	46	126
0900	DOUGLAS COUNTY RE 1	2954	ROXBOROUGH INTERMEDIATE	6TH	2	0	1	2	1	3	3	6	38	49	105
0900	DOUGLAS COUNTY RE 1	2954	ROXBOROUGH INTERMEDIATE	SCHOOL 1	2	1	3	8	4	6	16	22	204	188	454
0900	DOUGLAS COUNTY RE 1	2965	FLAGSTONE ELEMENTARY SCHOOL	HALF DAY	0	0	1	0	0	1	5	8	43	55	113
0900	DOUGLAS COUNTY RE 1	2965	FLAGSTONE ELEMENTARY SCHOOL	1ST	0	1	1	0	0	1	1	6	51	55	116
0900	DOUGLAS COUNTY RE 1	2965	FLAGSTONE ELEMENTARY SCHOOL	2ND	0	1	2	0	1	0	6	7	52	59	128




COLORADO DEPARTMENT OF EDUCATION
FALL 2007 PUPIL MEMBERSHIP BY DISTRICT, SCHOOL, GRADE, RACE/ETHNICITY, AND GENDER

District Code	DISTRICT	School Code	SCHOOL	GRADE	AMERICAN INDIAN OR ALASKAN NATIVE	AMERICAN INDIAN OR ALASKAN NATIVE	ASIAN OR PACIFIC ISLANDER	ASIAN OR PACIFIC ISLANDER	BLACK (NOT HISPANIC)	BLACK (NOT HISPANIC)	HISPANIC	HISPANIC	WHITE (NOT HISPANIC)	WHITE (NOT HISPANIC)	Total
					FEMALE	MALE	FEMALE	MALE	FEMALE	MALE	FEMALE	MALE	FEMALE	MALE	
0900	DOUGLAS COUNTY RE 1	2965	FLAGSTONE ELEMENTARY SCHOOL	3RD	1	0	0	0	0	0	4	7	42	37	91
0900	DOUGLAS COUNTY RE 1	2965	FLAGSTONE ELEMENTARY SCHOOL	4TH	2	1	1	0	1	1	5	5	44	49	109
0900	DOUGLAS COUNTY RE 1	2965	FLAGSTONE ELEMENTARY SCHOOL	5TH	1	3	0	1	1	1	4	0	26	39	76
0900	DOUGLAS COUNTY RE 1	2965	FLAGSTONE ELEMENTARY SCHOOL	6TH	0	0	1	1	0	0	1	3	29	29	64
0900	DOUGLAS COUNTY RE 1	2965	FLAGSTONE ELEMENTARY SCHOOL	SCHOOL 1	4	6	6	2	3	4	26	36	287	323	697
0900	DOUGLAS COUNTY RE 1	3138	FOX CREEK ELEMENTARY SCHOOL	HALF DAY	0	0	2	2	0	1	0	3	28	39	75
0900	DOUGLAS COUNTY RE 1	3138	FOX CREEK ELEMENTARY SCHOOL	1ST	0	0	2	1	0	1	4	2	32	31	73
0900	DOUGLAS COUNTY RE 1	3138	FOX CREEK ELEMENTARY SCHOOL	2ND	0	0	1	1	2	2	4	2	29	52	93
0900	DOUGLAS COUNTY RE 1	3138	FOX CREEK ELEMENTARY SCHOOL	3RD	0	0	2	2	3	1	1	0	36	37	82
0900	DOUGLAS COUNTY RE 1	3138	FOX CREEK ELEMENTARY SCHOOL	4TH	0	0	3	2	0	2	2	5	42	31	87
0900	DOUGLAS COUNTY RE 1	3138	FOX CREEK ELEMENTARY SCHOOL	5TH	0	0	0	1	2	1	5	3	35	33	80
0900	DOUGLAS COUNTY RE 1	3138	FOX CREEK ELEMENTARY SCHOOL	6TH	0	0	4	6	3	1	5	1	53	27	100
0900	DOUGLAS COUNTY RE 1	3138	FOX CREEK ELEMENTARY SCHOOL	SCHOOL 1	0	0	14	15	10	9	21	16	255	250	590
0900	DOUGLAS COUNTY RE 1	3172	FRANKTOWN ELEMENTARY SCHOOL	HALF DAY	0	1	2	0	0	0	0	0	22	12	37
0900	DOUGLAS COUNTY RE 1	3172	FRANKTOWN ELEMENTARY SCHOOL	1ST	0	1	0	0	0	0	4	1	19	17	42
0900	DOUGLAS COUNTY RE 1	3172	FRANKTOWN ELEMENTARY SCHOOL	2ND	0	0	1	0	0	2	1	3	21	19	47
0900	DOUGLAS COUNTY RE 1	3172	FRANKTOWN ELEMENTARY SCHOOL	3RD	0	1	0	2	0	1	0	1	15	24	44
0900	DOUGLAS COUNTY RE 1	3172	FRANKTOWN ELEMENTARY SCHOOL	4TH	1	0	1	0	0	1	1	1	21	18	44
0900	DOUGLAS COUNTY RE 1	3172	FRANKTOWN ELEMENTARY SCHOOL	5TH	0	0	1	0	0	1	1	0	13	29	45
0900	DOUGLAS COUNTY RE 1	3172	FRANKTOWN ELEMENTARY SCHOOL	6TH	0	0	0	0	1	2	1	2	15	25	45
0900	DOUGLAS COUNTY RE 1	3172	FRANKTOWN ELEMENTARY SCHOOL	SCHOOL 1	1	3	5	2	1	6	9	7	126	144	304
0900	DOUGLAS COUNTY RE 1	3241	FRONTIER VALLEY ELEMENTARY SCHOOL	HALF DAY	0	1	5	1	2	0	4	2	54	46	115
0900	DOUGLAS COUNTY RE 1	3241	FRONTIER VALLEY ELEMENTARY SCHOOL	1ST	0	0	3	3	1	0	3	2	60	58	130
0900	DOUGLAS COUNTY RE 1	3241	FRONTIER VALLEY ELEMENTARY SCHOOL	2ND	0	0	1	1	2	3	2	3	42	57	109
0900	DOUGLAS COUNTY RE 1	3241	FRONTIER VALLEY ELEMENTARY SCHOOL	3RD	0	0	2	1	1	1	5	2	57	54	124
0900	DOUGLAS COUNTY RE 1	3241	FRONTIER VALLEY ELEMENTARY SCHOOL	4TH	0	0	0	3	1	1	3	4	32	53	97
0900	DOUGLAS COUNTY RE 1	3241	FRONTIER VALLEY ELEMENTARY SCHOOL	5TH	0	0	2	1	2	0	1	5	35	52	98
0900	DOUGLAS COUNTY RE 1	3241	FRONTIER VALLEY ELEMENTARY SCHOOL	6TH	0	0	1	3	2	0	1	1	38	41	88
0900	DOUGLAS COUNTY RE 1	3241	FRONTIER VALLEY ELEMENTARY SCHOOL	SCHOOL 1	0	3	14	13	10	4	20	18	318	361	761
0900	DOUGLAS COUNTY RE 1	3928	HERITAGE ELEMENTARY SCHOOL	HALF DAY	1	1	4	4	1	3	2	4	48	39	103
0900	DOUGLAS COUNTY RE 1	3928	HERITAGE ELEMENTARY SCHOOL	1ST	0	0	4	4	1	0	2	2	47	45	105
0900	DOUGLAS COUNTY RE 1	3928	HERITAGE ELEMENTARY SCHOOL	2ND	0	0	8	4	2	1	2	2	41	48	108
0900	DOUGLAS COUNTY RE 1	3928	HERITAGE ELEMENTARY SCHOOL	3RD	0	0	4	3	1	2	2	4	41	33	88
0900	DOUGLAS COUNTY RE 1	3928	HERITAGE ELEMENTARY SCHOOL	4TH	0	0	5	2	2	0	3	4	37	40	93
0900	DOUGLAS COUNTY RE 1	3928	HERITAGE ELEMENTARY SCHOOL	5TH	0	0	0	4	0	1	3	4	27	30	69
0900	DOUGLAS COUNTY RE 1	3928	HERITAGE ELEMENTARY SCHOOL	6TH	0	0	2	1	0	0	5	2	29	36	75
0900	DOUGLAS COUNTY RE 1	3928	HERITAGE ELEMENTARY SCHOOL	SCHOOL 1	0	1	27	22	7	5	20	18	270	271	641
0900	DOUGLAS COUNTY RE 1	3980	HIGHLANDS RANCH HIGH SCHOOL	9TH	2	3	12	10	14	9	20	24	192	191	477
0900	DOUGLAS COUNTY RE 1	3980	HIGHLANDS RANCH HIGH SCHOOL	10TH	0	1	9	17	7	5	25	20	159	156	399
0900	DOUGLAS COUNTY RE 1	3980	HIGHLANDS RANCH HIGH SCHOOL	11TH	2	3	20	18	7	16	15	22	185	154	442
0900	DOUGLAS COUNTY RE 1	3980	HIGHLANDS RANCH HIGH SCHOOL	12TH	1	0	14	14	5	2	25	9	157	135	362
0900	DOUGLAS COUNTY RE 1	3980	HIGHLANDS RANCH HIGH SCHOOL	SCHOOL 1	5	7	55	59	33	85	75	693	636	1,680	
0900	DOUGLAS COUNTY RE 1	4292	IRON HORSE ELEMENTARY SCHOOL	HALF DAY	1	0	2	0	3	1	4	2	34	40	87
0900	DOUGLAS COUNTY RE 1	4292	IRON HORSE ELEMENTARY SCHOOL	1ST	0	0	2	0	1	4	4	3	32	37	84
0900	DOUGLAS COUNTY RE 1	4292	IRON HORSE ELEMENTARY SCHOOL	2ND	0	0	2	1	1	0	3	3	42	40	92
0900	DOUGLAS COUNTY RE 1	4292	IRON HORSE ELEMENTARY SCHOOL	3RD	0	0	2	0	1	2	7	2	45	36	95
0900	DOUGLAS COUNTY RE 1	4292	IRON HORSE ELEMENTARY SCHOOL	4TH	0	0	0	1	1	1	4	4	51	44	106
0900	DOUGLAS COUNTY RE 1	4292	IRON HORSE ELEMENTARY SCHOOL	5TH	1	0	2	0	1	0	5	5	45	42	101
0900	DOUGLAS COUNTY RE 1	4292	IRON HORSE ELEMENTARY SCHOOL	6TH	1	0	4	2	3	0	1	1	34	44	90
0900	DOUGLAS COUNTY RE 1	4292	IRON HORSE ELEMENTARY SCHOOL	SCHOOL 1	4	0	14	4	11	8	28	20	283	283	655
0900	DOUGLAS COUNTY RE 1	4980	LARKSPUR ELEMENTARY SCHOOL	HALF DAY	0	0	3	1	0	0	2	1	18	13	38
0900	DOUGLAS COUNTY RE 1	4980	LARKSPUR ELEMENTARY SCHOOL	1ST	0	0	1	1	0	0	2	1	17	19	41
0900	DOUGLAS COUNTY RE 1	4980	LARKSPUR ELEMENTARY SCHOOL	2ND	0	0	0	2	0	0	1	2	24	20	49
0900	DOUGLAS COUNTY RE 1	4980	LARKSPUR ELEMENTARY SCHOOL	3RD	1	0	0	1	0	0	4	2	20	26	54
0900	DOUGLAS COUNTY RE 1	4980	LARKSPUR ELEMENTARY SCHOOL	4TH	0	0	0	1	0	0	3	2	21	30	57
0900	DOUGLAS COUNTY RE 1	4980	LARKSPUR ELEMENTARY SCHOOL	5TH	0	0	1	0	0	0	2	1	25	28	57
0900	DOUGLAS COUNTY RE 1	4980	LARKSPUR ELEMENTARY SCHOOL	6TH	0	0	0	1	0	0	3	3	30	25	62
0900	DOUGLAS COUNTY RE 1	4980	LARKSPUR ELEMENTARY SCHOOL	SCHOOL 1	1	0	5	7	0	0	17	12	155	161	358
0900	DOUGLAS COUNTY RE 1	5045	LEGACY POINT ELEMENTARY SCHOOL	HALF DAY	0	1	2	2	2	1	1	4	41	38	92
0900	DOUGLAS COUNTY RE 1	5045	LEGACY POINT ELEMENTARY SCHOOL	1ST	0	0	1	0	1	1	5	3	31	47	87
0900	DOUGLAS COUNTY RE 1	5045	LEGACY POINT ELEMENTARY SCHOOL	2ND	0	1	1	1	0	1	7	5	33	37	86
0900	DOUGLAS COUNTY RE 1	5045	LEGACY POINT ELEMENTARY SCHOOL	3RD	0	0	2	1	2	1	0	9	31	42	88
0900	DOUGLAS COUNTY RE 1	5045	LEGACY POINT ELEMENTARY SCHOOL	4TH	0	1	2	0	1	4	5	4	32	31	80
0900	DOUGLAS COUNTY RE 1	5045	LEGACY POINT ELEMENTARY SCHOOL	5TH	1	0	0	2	2	1	3	5	36	34	84
0900	DOUGLAS COUNTY RE 1	5045	LEGACY POINT ELEMENTARY SCHOOL	6TH	0	0	0	0	1	1	2	2	26	27	59
0900	DOUGLAS COUNTY RE 1	5045	LEGACY POINT ELEMENTARY SCHOOL	SCHOOL 1	1	3	8	6	9	10	19	34	230	256	576
0900	DOUGLAS COUNTY RE 1	5745	MEADOW VIEW ELEMENTARY SCHOOL	HALF DAY	0	0	2	2	1	0	2	2	48	41	98



COLORADO DEPARTMENT OF EDUCATION
FALL 2007 PUPIL MEMBERSHIP BY DISTRICT, SCHOOL, GRADE, RACE/ETHNICITY, AND GENDER

District Code	DISTRICT	School Code	SCHOOL	GRADE	AMERICAN	AMERICAN	ASIAN OR	ASIAN OR	BLACK	BLACK (NOT	HISPANIC	HISPANIC	WHITE (NOT	WHITE (NOT	Total
					INDIAN OR ALASKAN NATIVE	INDIAN OR ALASKAN NATIVE	PACIFIC ISLANDER	PACIFIC ISLANDER	(NOT HISPANIC)	HISPANIC)			HISPANIC)	HISPANIC)	
0900	DOUGLAS COUNTY RE 1	5745	MEADOW VIEW ELEMENTARY SCHOOL	1ST	0	0	2	0	1	1	1	2	43	45	95
0900	DOUGLAS COUNTY RE 1	5745	MEADOW VIEW ELEMENTARY SCHOOL	2ND	0	0	1	0	1	0	2	3	52	49	108
0900	DOUGLAS COUNTY RE 1	5745	MEADOW VIEW ELEMENTARY SCHOOL	3RD	0	0	0	1	1	1	1	2	41	44	91
0900	DOUGLAS COUNTY RE 1	5745	MEADOW VIEW ELEMENTARY SCHOOL	4TH	0	0	0	0	0	1	2	2	42	42	89
0900	DOUGLAS COUNTY RE 1	5745	MEADOW VIEW ELEMENTARY SCHOOL	5TH	0	0	1	0	0	0	4	4	52	52	113
0900	DOUGLAS COUNTY RE 1	5745	MEADOW VIEW ELEMENTARY SCHOOL	6TH	0	0	0	2	2	0	4	5	37	39	89
0900	DOUGLAS COUNTY RE 1	5745	MEADOW VIEW ELEMENTARY SCHOOL	SCHOOL 1	0	0	6	5	6	3	16	20	315	312	683
0900	DOUGLAS COUNTY RE 1	5843	LONE TREE ELEMENTARY	HALF DAY	0	0	4	5	0	1	1	2	36	40	89
0900	DOUGLAS COUNTY RE 1	5843	LONE TREE ELEMENTARY	1ST	0	1	3	0	0	2	2	5	33	43	89
0900	DOUGLAS COUNTY RE 1	5843	LONE TREE ELEMENTARY	2ND	0	0	5	3	2	1	1	1	25	25	63
0900	DOUGLAS COUNTY RE 1	5843	LONE TREE ELEMENTARY	3RD	0	0	1	1	0	1	1	0	18	22	44
0900	DOUGLAS COUNTY RE 1	5843	LONE TREE ELEMENTARY	4TH	1	0	3	1	0	0	1	0	26	19	51
0900	DOUGLAS COUNTY RE 1	5843	LONE TREE ELEMENTARY	5TH	0	0	1	5	0	1	1	0	21	23	52
0900	DOUGLAS COUNTY RE 1	5843	LONE TREE ELEMENTARY	6TH	0	1	0	0	0	1	1	0	8	12	23
0900	DOUGLAS COUNTY RE 1	5843	LONE TREE ELEMENTARY	SCHOOL 1	1	2	17	15	2	7	8	8	167	184	411
0900	DOUGLAS COUNTY RE 1	5997	D C S MONTESSORI CHARTER SCHOOL	PK	0	1	3	3	0	1	0	1	50	61	120
0900	DOUGLAS COUNTY RE 1	5997	D C S MONTESSORI CHARTER SCHOOL	HALF DAY	0	0	8	3	0	0	3	1	25	32	72
0900	DOUGLAS COUNTY RE 1	5997	D C S MONTESSORI CHARTER SCHOOL	1ST	0	0	2	0	0	1	2	0	29	34	68
0900	DOUGLAS COUNTY RE 1	5997	D C S MONTESSORI CHARTER SCHOOL	2ND	0	0	0	0	1	0	3	0	29	21	54
0900	DOUGLAS COUNTY RE 1	5997	D C S MONTESSORI CHARTER SCHOOL	3RD	0	1	3	0	0	0	0	1	19	23	48
0900	DOUGLAS COUNTY RE 1	5997	D C S MONTESSORI CHARTER SCHOOL	4TH	0	0	1	0	0	0	0	0	20	19	41
0900	DOUGLAS COUNTY RE 1	5997	D C S MONTESSORI CHARTER SCHOOL	5TH	0	0	0	0	3	0	0	1	14	17	35
0900	DOUGLAS COUNTY RE 1	5997	D C S MONTESSORI CHARTER SCHOOL	6TH	0	0	1	0	0	1	0	0	5	15	22
0900	DOUGLAS COUNTY RE 1	5997	D C S MONTESSORI CHARTER SCHOOL	SCHOOL 1	0	2	18	6	6	2	9	4	191	222	460
0900	DOUGLAS COUNTY RE 1	6152	MOUNTAIN VIEW ELEMENTARY SCHOOL	HALF DAY	0	1	6	1	0	1	0	8	56	68	141
0900	DOUGLAS COUNTY RE 1	6152	MOUNTAIN VIEW ELEMENTARY SCHOOL	1ST	0	0	1	2	2	0	2	7	67	62	148
0900	DOUGLAS COUNTY RE 1	6152	MOUNTAIN VIEW ELEMENTARY SCHOOL	2ND	1	1	4	4	0	2	10	8	65	96	191
0900	DOUGLAS COUNTY RE 1	6152	MOUNTAIN VIEW ELEMENTARY SCHOOL	3RD	0	0	1	1	0	0	7	11	56	86	162
0900	DOUGLAS COUNTY RE 1	6152	MOUNTAIN VIEW ELEMENTARY SCHOOL	SCHOOL 1	1	3	12	8	2	5	21	34	244	312	642
0900	DOUGLAS COUNTY RE 1	6164	MOUNTAIN RIDGE MIDDLE SCHOOL	7TH	1	2	21	14	6	7	16	16	232	233	548
0900	DOUGLAS COUNTY RE 1	6164	MOUNTAIN RIDGE MIDDLE SCHOOL	8TH	1	2	15	18	7	5	22	19	190	201	480
0900	DOUGLAS COUNTY RE 1	6164	MOUNTAIN RIDGE MIDDLE SCHOOL	SCHOOL 1	2	4	36	32	13	12	38	35	422	434	1,028
0900	DOUGLAS COUNTY RE 1	6165	MOUNTAIN VISTA HIGH SCHOOL	9TH	0	4	9	13	7	6	11	18	199	240	507
0900	DOUGLAS COUNTY RE 1	6165	MOUNTAIN VISTA HIGH SCHOOL	10TH	0	1	12	12	5	5	18	15	222	240	530
0900	DOUGLAS COUNTY RE 1	6165	MOUNTAIN VISTA HIGH SCHOOL	11TH	0	0	12	11	5	8	23	20	211	195	486
0900	DOUGLAS COUNTY RE 1	6165	MOUNTAIN VISTA HIGH SCHOOL	12TH	1	0	7	4	3	3	10	16	210	191	445
0900	DOUGLAS COUNTY RE 1	6165	MOUNTAIN VISTA HIGH SCHOOL	SCHOOL 1	2	5	40	40	20	22	62	69	842	866	1,968
0900	DOUGLAS COUNTY RE 1	6396	NORTHEAST ELEMENTARY SCHOOL	4TH	2	1	3	2	5	0	9	4	76	85	186
0900	DOUGLAS COUNTY RE 1	6396	NORTHEAST ELEMENTARY SCHOOL	5TH	0	0	6	4	3	1	6	2	69	78	169
0900	DOUGLAS COUNTY RE 1	6396	NORTHEAST ELEMENTARY SCHOOL	6TH	1	1	2	3	3	1	8	8	87	90	204
0900	DOUGLAS COUNTY RE 1	6396	NORTHEAST ELEMENTARY SCHOOL	SCHOOL 1	2	2	11	9	11	2	23	14	232	253	559
0900	DOUGLAS COUNTY RE 1	6406	NORTH RIDGE ELEMENTARY SCHOOL	HALF DAY	0	0	1	4	1	0	3	6	40	38	93
0900	DOUGLAS COUNTY RE 1	6406	NORTH RIDGE ELEMENTARY SCHOOL	1ST	0	0	5	5	1	0	5	8	33	40	97
0900	DOUGLAS COUNTY RE 1	6406	NORTH RIDGE ELEMENTARY SCHOOL	2ND	0	1	10	5	0	0	7	4	38	34	99
0900	DOUGLAS COUNTY RE 1	6406	NORTH RIDGE ELEMENTARY SCHOOL	3RD	0	0	3	5	0	1	2	5	39	37	92
0900	DOUGLAS COUNTY RE 1	6406	NORTH RIDGE ELEMENTARY SCHOOL	4TH	0	1	10	5	3	1	3	5	32	54	114
0900	DOUGLAS COUNTY RE 1	6406	NORTH RIDGE ELEMENTARY SCHOOL	5TH	0	0	2	6	2	0	6	5	32	42	95
0900	DOUGLAS COUNTY RE 1	6406	NORTH RIDGE ELEMENTARY SCHOOL	6TH	0	0	4	5	2	1	6	5	37	34	94
0900	DOUGLAS COUNTY RE 1	6406	NORTH RIDGE ELEMENTARY SCHOOL	SCHOOL 1	0	2	35	35	9	3	32	38	251	279	684
0900	DOUGLAS COUNTY RE 1	6772	SAGEWOOD MIDDLE SCHOOL	7TH	2	0	10	8	5	5	25	11	238	276	580
0900	DOUGLAS COUNTY RE 1	6772	SAGEWOOD MIDDLE SCHOOL	8TH	2	0	3	7	2	6	14	18	251	235	538
0900	DOUGLAS COUNTY RE 1	6772	SAGEWOOD MIDDLE SCHOOL	SCHOOL 1	4	0	13	15	7	11	39	29	489	511	1,118
0900	DOUGLAS COUNTY RE 1	6773	SIERRA MIDDLE SCHOOL	7TH	1	3	15	14	9	8	27	24	258	286	645
0900	DOUGLAS COUNTY RE 1	6773	SIERRA MIDDLE SCHOOL	8TH	1	4	11	12	4	11	30	26	239	258	596
0900	DOUGLAS COUNTY RE 1	6773	SIERRA MIDDLE SCHOOL	SCHOOL 1	2	7	26	26	13	19	57	50	497	544	1,241
0900	DOUGLAS COUNTY RE 1	6938	PINE GROVE ELEMENTARY SCHOOL	HALF DAY	0	0	2	0	0	0	1	2	35	32	72
0900	DOUGLAS COUNTY RE 1	6938	PINE GROVE ELEMENTARY SCHOOL	1ST	0	0	2	3	0	0	2	4	39	23	73
0900	DOUGLAS COUNTY RE 1	6938	PINE GROVE ELEMENTARY SCHOOL	2ND	0	0	3	0	1	0	2	4	46	41	97
0900	DOUGLAS COUNTY RE 1	6938	PINE GROVE ELEMENTARY SCHOOL	3RD	0	0	2	0	0	0	0	3	40	32	77
0900	DOUGLAS COUNTY RE 1	6938	PINE GROVE ELEMENTARY SCHOOL	4TH	0	0	1	3	0	0	4	2	50	41	101
0900	DOUGLAS COUNTY RE 1	6938	PINE GROVE ELEMENTARY SCHOOL	5TH	1	0	5	3	0	0	3	2	46	44	104
0900	DOUGLAS COUNTY RE 1	6938	PINE GROVE ELEMENTARY SCHOOL	6TH	0	0	1	0	0	0	1	3	43	39	87
0900	DOUGLAS COUNTY RE 1	6938	PINE GROVE ELEMENTARY SCHOOL	SCHOOL 1	1	0	16	9	1	0	13	20	299	252	611
0900	DOUGLAS COUNTY RE 1	6940	PINE LANE INTERMEDIATE SCHOOL	4TH	0	0	5	8	0	6	9	10	62	52	152
0900	DOUGLAS COUNTY RE 1	6940	PINE LANE INTERMEDIATE SCHOOL	5TH	2	0	5	4	4	2	12	7	71	74	181
0900	DOUGLAS COUNTY RE 1	6940	PINE LANE INTERMEDIATE SCHOOL	6TH	0	0	4	0	2	4	9	9	63	78	169
0900	DOUGLAS COUNTY RE 1	6940	PINE LANE INTERMEDIATE SCHOOL	SCHOOL 1	2	0	14	12	6	12	30	26	196	204	502




COLORADO DEPARTMENT OF EDUCATION
FALL 2007 PUPIL MEMBERSHIP BY DISTRICT, SCHOOL, GRADE, RACE/ETHNICITY, AND GENDER

District Code	DISTRICT	School Code	SCHOOL	GRADE	AMERICAN INDIAN OR ALASKAN NATIVE		AMERICAN INDIAN OR ALASKAN NATIVE		ASIAN OR PACIFIC ISLANDER		ASIAN OR PACIFIC ISLANDER		BLACK (NOT HISPANIC)		BLACK (NOT HISPANIC)		WHITE (NOT HISPANIC)		WHITE (NOT HISPANIC)		Total
					Female	Male	Female	Male	Female	Male	Female	Male	Female	Male	Female	Male	Female	Male	Female	Male	
0900	DOUGLAS COUNTY RE 1	6944	PINE LANE PRIMARY SCHOOL	HALF DAY	2	1	4	4	2	4	13	12	62	63	167						
0900	DOUGLAS COUNTY RE 1	6944	PINE LANE PRIMARY SCHOOL	1ST	1	1	4	2	2	1	12	9	64	73	169						
0900	DOUGLAS COUNTY RE 1	6944	PINE LANE PRIMARY SCHOOL	2ND	2	1	6	3	3	1	13	11	49	73	162						
0900	DOUGLAS COUNTY RE 1	6944	PINE LANE PRIMARY SCHOOL	3RD	1	0	3	4	4	4	14	20	70	67	187						
0900	DOUGLAS COUNTY RE 1	6944	PINE LANE PRIMARY SCHOOL	SCHOOL 1	6	3	17	13	11	10	52	52	245	276	685						
0900	DOUGLAS COUNTY RE 1	6961	PIONEER ELEMENTARY SCHOOL	HALF DAY	0	1	0	1	0	1	4	4	37	36	84						
0900	DOUGLAS COUNTY RE 1	6961	PIONEER ELEMENTARY SCHOOL	1ST	0	1	1	2	0	0	7	3	42	49	105						
0900	DOUGLAS COUNTY RE 1	6961	PIONEER ELEMENTARY SCHOOL	2ND	0	1	4	1	2	3	5	3	41	49	109						
0900	DOUGLAS COUNTY RE 1	6961	PIONEER ELEMENTARY SCHOOL	3RD	0	1	0	2	1	1	2	6	52	35	100						
0900	DOUGLAS COUNTY RE 1	6961	PIONEER ELEMENTARY SCHOOL	4TH	3	0	0	1	2	1	4	4	49	50	114						
0900	DOUGLAS COUNTY RE 1	6961	PIONEER ELEMENTARY SCHOOL	5TH	0	2	2	1	1	0	7	4	37	43	97						
0900	DOUGLAS COUNTY RE 1	6961	PIONEER ELEMENTARY SCHOOL	6TH	2	1	2	2	1	1	2	4	46	38	99						
0900	DOUGLAS COUNTY RE 1	6961	PIONEER ELEMENTARY SCHOOL	SCHOOL 1	5	7	9	10	7	7	31	28	304	300	708						
0900	DOUGLAS COUNTY RE 1	7047	PLATTE RIVER CHARTER ACADEMY	HALF DAY	0	0	4	5	1	1	0	1	21	23	56						
0900	DOUGLAS COUNTY RE 1	7047	PLATTE RIVER CHARTER ACADEMY	1ST	0	0	0	0	0	0	0	1	24	29	54						
0900	DOUGLAS COUNTY RE 1	7047	PLATTE RIVER CHARTER ACADEMY	2ND	0	0	3	2	0	0	1	1	24	24	55						
0900	DOUGLAS COUNTY RE 1	7047	PLATTE RIVER CHARTER ACADEMY	3RD	0	0	5	3	1	1	2	0	23	20	55						
0900	DOUGLAS COUNTY RE 1	7047	PLATTE RIVER CHARTER ACADEMY	4TH	0	0	2	1	1	1	1	0	19	29	54						
0900	DOUGLAS COUNTY RE 1	7047	PLATTE RIVER CHARTER ACADEMY	5TH	0	0	4	2	1	0	0	3	43	27	80						
0900	DOUGLAS COUNTY RE 1	7047	PLATTE RIVER CHARTER ACADEMY	6TH	0	0	1	4	0	0	0	0	23	26	54						
0900	DOUGLAS COUNTY RE 1	7047	PLATTE RIVER CHARTER ACADEMY	7TH	0	0	1	0	0	0	1	3	26	19	50						
0900	DOUGLAS COUNTY RE 1	7047	PLATTE RIVER CHARTER ACADEMY	8TH	0	0	1	0	0	0	1	2	27	18	49						
0900	DOUGLAS COUNTY RE 1	7047	PLATTE RIVER CHARTER ACADEMY	SCHOOL 1	0	0	21	17	4	4	5	11	230	215	507						
0900	DOUGLAS COUNTY RE 1	7091	PLUM CREEK ACADEMY	7TH	0	0	0	0	0	0	0	1	0	2	3						
0900	DOUGLAS COUNTY RE 1	7091	PLUM CREEK ACADEMY	8TH	0	0	0	0	0	2	0	0	0	5	7						
0900	DOUGLAS COUNTY RE 1	7091	PLUM CREEK ACADEMY	9TH	0	0	0	0	0	1	0	0	1	3	5						
0900	DOUGLAS COUNTY RE 1	7091	PLUM CREEK ACADEMY	10TH	0	0	0	1	0	0	0	0	2	3	6						
0900	DOUGLAS COUNTY RE 1	7091	PLUM CREEK ACADEMY	11TH	0	0	0	1	0	0	0	0	1	5	7						
0900	DOUGLAS COUNTY RE 1	7091	PLUM CREEK ACADEMY	12TH	0	0	0	0	0	0	0	0	1	2	3						
0900	DOUGLAS COUNTY RE 1	7091	PLUM CREEK ACADEMY	SCHOOL 1	0	0	0	2	0	3	0	1	5	20	31						
0900	DOUGLAS COUNTY RE 1	7096	ROXBOROUGH ELEMENTARY SCHOOL	HALF DAY	0	0	0	3	1	1	11	3	59	50	128						
0900	DOUGLAS COUNTY RE 1	7096	ROXBOROUGH ELEMENTARY SCHOOL	1ST	0	0	1	0	1	1	4	3	61	60	131						
0900	DOUGLAS COUNTY RE 1	7096	ROXBOROUGH ELEMENTARY SCHOOL	2ND	0	0	2	2	3	0	5	4	43	69	128						
0900	DOUGLAS COUNTY RE 1	7096	ROXBOROUGH ELEMENTARY SCHOOL	SCHOOL 1	0	1	2	6	4	2	20	10	163	179	387						
0900	DOUGLAS COUNTY RE 1	7118	PONDEROSA HIGH SCHOOL	9TH	2	0	6	8	2	7	18	14	233	235	525						
0900	DOUGLAS COUNTY RE 1	7118	PONDEROSA HIGH SCHOOL	10TH	3	0	8	7	3	6	13	13	257	243	553						
0900	DOUGLAS COUNTY RE 1	7118	PONDEROSA HIGH SCHOOL	11TH	0	0	5	5	4	5	19	9	240	230	517						
0900	DOUGLAS COUNTY RE 1	7118	PONDEROSA HIGH SCHOOL	12TH	1	2	6	6	3	0	9	13	196	193	429						
0900	DOUGLAS COUNTY RE 1	7118	PONDEROSA HIGH SCHOOL	SCHOOL 1	6	2	25	26	12	18	59	49	926	901	2,024						
0900	DOUGLAS COUNTY RE 1	7134	PRAIRIE CROSSING ELEMENTARY SCHOOL	HALF DAY	0	0	4	3	0	1	1	3	48	67	127						
0900	DOUGLAS COUNTY RE 1	7134	PRAIRIE CROSSING ELEMENTARY SCHOOL	1ST	2	0	3	0	2	1	5	5	56	68	142						
0900	DOUGLAS COUNTY RE 1	7134	PRAIRIE CROSSING ELEMENTARY SCHOOL	2ND	0	0	1	7	1	2	6	9	64	68	158						
0900	DOUGLAS COUNTY RE 1	7134	PRAIRIE CROSSING ELEMENTARY SCHOOL	3RD	0	0	3	3	1	1	7	4	51	40	110						
0900	DOUGLAS COUNTY RE 1	7134	PRAIRIE CROSSING ELEMENTARY SCHOOL	4TH	0	0	2	2	2	3	0	8	42	40	99						
0900	DOUGLAS COUNTY RE 1	7134	PRAIRIE CROSSING ELEMENTARY SCHOOL	5TH	0	0	3	3	1	1	3	3	46	50	110						
0900	DOUGLAS COUNTY RE 1	7134	PRAIRIE CROSSING ELEMENTARY SCHOOL	6TH	0	0	1	1	1	2	6	7	34	44	96						
0900	DOUGLAS COUNTY RE 1	7134	PRAIRIE CROSSING ELEMENTARY SCHOOL	SCHOOL 1	2	0	17	19	8	11	28	39	341	377	842						
0900	DOUGLAS COUNTY RE 1	7245	RANCH VIEW MIDDLE SCHOOL	7TH	0	2	9	9	2	7	18	24	217	233	521						
0900	DOUGLAS COUNTY RE 1	7245	RANCH VIEW MIDDLE SCHOOL	8TH	1	2	4	12	5	8	18	22	189	193	454						
0900	DOUGLAS COUNTY RE 1	7245	RANCH VIEW MIDDLE SCHOOL	SCHOOL 1	1	4	13	21	7	15	36	46	406	426	975						
0900	DOUGLAS COUNTY RE 1	7297	REDSTONE ELEMENTARY SCHOOL	HALF DAY	0	1	7	2	0	1	3	2	44	69	129						
0900	DOUGLAS COUNTY RE 1	7297	REDSTONE ELEMENTARY SCHOOL	1ST	0	0	9	6	0	2	4	6	37	45	109						
0900	DOUGLAS COUNTY RE 1	7297	REDSTONE ELEMENTARY SCHOOL	2ND	0	0	7	4	1	0	5	1	49	53	120						
0900	DOUGLAS COUNTY RE 1	7297	REDSTONE ELEMENTARY SCHOOL	3RD	0	0	2	6	0	1	4	3	46	56	118						
0900	DOUGLAS COUNTY RE 1	7297	REDSTONE ELEMENTARY SCHOOL	4TH	0	0	2	2	1	1	4	4	31	41	86						
0900	DOUGLAS COUNTY RE 1	7297	REDSTONE ELEMENTARY SCHOOL	5TH	0	0	5	0	1	0	1	1	37	24	69						
0900	DOUGLAS COUNTY RE 1	7297	REDSTONE ELEMENTARY SCHOOL	SCHOOL 1	0	1	32	20	3	5	21	17	244	288	631						
0900	DOUGLAS COUNTY RE 1	7319	RENAISSANCE EXPEDITION LEARN OUTWARD BOUND SCHOOL	HALF DAY	0	0	1	2	0	0	0	1	18	20	42						
0900	DOUGLAS COUNTY RE 1	7319	RENAISSANCE EXPEDITION LEARN OUTWARD BOUND SCHOOL	1ST	0	0	0	1	0	0	1	0	16	25	43						
0900	DOUGLAS COUNTY RE 1	7319	RENAISSANCE EXPEDITION LEARN OUTWARD BOUND SCHOOL	2ND	0	0	1	2	0	0	2	1	24	22	52						
0900	DOUGLAS COUNTY RE 1	7319	RENAISSANCE EXPEDITION LEARN OUTWARD BOUND SCHOOL	3RD	0	0	2	0	0	0	2	3	22	21	50						
0900	DOUGLAS COUNTY RE 1	7319	RENAISSANCE EXPEDITION LEARN OUTWARD BOUND SCHOOL	4TH	0	0	1	1	0	0	0	2	21	35	60						
0900	DOUGLAS COUNTY RE 1	7319	RENAISSANCE EXPEDITION LEARN OUTWARD BOUND SCHOOL	5TH	0	0	1	0	0	0	0	2	14	20	37						
0900	DOUGLAS COUNTY RE 1	7319	RENAISSANCE EXPEDITION LEARN OUTWARD BOUND SCHOOL	6TH	0	1	0	0	2	0	1	2	7	19	32						
0900	DOUGLAS COUNTY RE 1	7319	RENAISSANCE EXPEDITION LEARN OUTWARD BOUND SCHOOL	SCHOOL 1	0	1	6	6	2	0	6	11	122	162	316						
0900	DOUGLAS COUNTY RE 1	7435	ROCK CANYON HIGH SCHOOL	9TH	0	2	5	8	5	8	11	154	164	362							
0900	DOUGLAS COUNTY RE 1	7435	ROCK CANYON HIGH SCHOOL	10TH	1	0	5	6	2	3	6	10	155	146	334						

COLORADO DEPARTMENT OF EDUCATION
FALL 2007 PUPIL MEMBERSHIP BY DISTRICT, SCHOOL, GRADE, RACE/ETHNICITY, AND GENDER

District Code	DISTRICT	School Code	SCHOOL	GRADE	AMERICAN INDIAN OR ALASKAN NATIVE	AMERICAN INDIAN OR ALASKAN NATIVE	ASIAN OR PACIFIC ISLANDER	ASIAN OR PACIFIC ISLANDER	BLACK (NOT HISPANIC)	BLACK (NOT HISPANIC)	HISPANIC	HISPANIC	WHITE (NOT HISPANIC)	WHITE (NOT HISPANIC)	Total
					FEMALE	MALE	FEMALE	MALE	FEMALE	MALE	FEMALE	MALE	FEMALE	MALE	
0900	DOUGLAS COUNTY RE 1	7435	ROCK CANYON HIGH SCHOOL	11TH	2	0	5	4	5	2	12	5	136	172	343
0900	DOUGLAS COUNTY RE 1	7435	ROCK CANYON HIGH SCHOOL	12TH	0	0	2	4	3	8	3	104	117	244	
0900	DOUGLAS COUNTY RE 1	7435	ROCK CANYON HIGH SCHOOL	SCHOOL 1	3	2	17	22	15	13	34	29	549	599	1,283
0900	DOUGLAS COUNTY RE 1	7448	ROCKY HEIGHTS MIDDLE SCHOOL	6TH	0	1	19	18	2	4	11	10	165	161	391
0900	DOUGLAS COUNTY RE 1	7448	ROCKY HEIGHTS MIDDLE SCHOOL	7TH	1	1	13	8	3	8	13	8	159	175	389
0900	DOUGLAS COUNTY RE 1	7448	ROCKY HEIGHTS MIDDLE SCHOOL	8TH	1	1	10	7	1	0	6	12	166	166	370
0900	DOUGLAS COUNTY RE 1	7448	ROCKY HEIGHTS MIDDLE SCHOOL	SCHOOL 1	2	3	42	33	6	12	30	30	490	502	1,150
0900	DOUGLAS COUNTY RE 1	7562	SADDLE RANCH ELEMENTARY SCHOOL	HALF DAY	0	0	0	2	0	1	2	2	41	35	83
0900	DOUGLAS COUNTY RE 1	7562	SADDLE RANCH ELEMENTARY SCHOOL	1ST	0	0	2	4	1	0	2	3	33	40	85
0900	DOUGLAS COUNTY RE 1	7562	SADDLE RANCH ELEMENTARY SCHOOL	2ND	0	1	5	1	0	0	2	2	36	40	87
0900	DOUGLAS COUNTY RE 1	7562	SADDLE RANCH ELEMENTARY SCHOOL	3RD	0	1	1	5	1	0	4	2	44	38	96
0900	DOUGLAS COUNTY RE 1	7562	SADDLE RANCH ELEMENTARY SCHOOL	4TH	1	0	1	2	0	0	4	1	40	37	86
0900	DOUGLAS COUNTY RE 1	7562	SADDLE RANCH ELEMENTARY SCHOOL	5TH	1	1	3	2	3	0	2	1	34	38	85
0900	DOUGLAS COUNTY RE 1	7562	SADDLE RANCH ELEMENTARY SCHOOL	6TH	0	0	2	3	0	0	3	2	35	36	81
0900	DOUGLAS COUNTY RE 1	7562	SADDLE RANCH ELEMENTARY SCHOOL	SCHOOL 1	2	3	14	19	5	1	19	13	263	264	603
0900	DOUGLAS COUNTY RE 1	7610	SAND CREEK ELEMENTARY SCHOOL	HALF DAY	1	0	0	1	0	0	3	2	38	31	76
0900	DOUGLAS COUNTY RE 1	7610	SAND CREEK ELEMENTARY SCHOOL	1ST	1	0	3	1	0	0	1	1	37	40	84
0900	DOUGLAS COUNTY RE 1	7610	SAND CREEK ELEMENTARY SCHOOL	2ND	0	0	3	1	0	0	2	3	28	40	78
0900	DOUGLAS COUNTY RE 1	7610	SAND CREEK ELEMENTARY SCHOOL	3RD	0	0	2	2	1	1	2	3	27	35	73
0900	DOUGLAS COUNTY RE 1	7610	SAND CREEK ELEMENTARY SCHOOL	4TH	1	0	2	4	0	1	3	1	33	38	83
0900	DOUGLAS COUNTY RE 1	7610	SAND CREEK ELEMENTARY SCHOOL	5TH	0	0	4	4	0	0	1	5	33	42	89
0900	DOUGLAS COUNTY RE 1	7610	SAND CREEK ELEMENTARY SCHOOL	6TH	0	0	2	1	2	0	4	2	23	38	72
0900	DOUGLAS COUNTY RE 1	7610	SAND CREEK ELEMENTARY SCHOOL	SCHOOL 1	2	0	16	14	4	3	16	17	219	264	555
0900	DOUGLAS COUNTY RE 1	7718	SEDALIA ELEMENTARY SCHOOL	HALF DAY	0	0	0	0	0	0	4	5	18	17	44
0900	DOUGLAS COUNTY RE 1	7718	SEDALIA ELEMENTARY SCHOOL	1ST	0	1	1	1	1	0	2	5	27	26	64
0900	DOUGLAS COUNTY RE 1	7718	SEDALIA ELEMENTARY SCHOOL	2ND	0	1	0	0	1	1	3	4	15	17	42
0900	DOUGLAS COUNTY RE 1	7718	SEDALIA ELEMENTARY SCHOOL	3RD	0	1	1	1	1	1	5	2	17	18	47
0900	DOUGLAS COUNTY RE 1	7718	SEDALIA ELEMENTARY SCHOOL	4TH	1	0	1	2	0	0	5	2	13	24	48
0900	DOUGLAS COUNTY RE 1	7718	SEDALIA ELEMENTARY SCHOOL	5TH	1	0	1	0	0	3	5	3	22	21	56
0900	DOUGLAS COUNTY RE 1	7718	SEDALIA ELEMENTARY SCHOOL	6TH	0	1	1	0	0	0	3	1	24	18	49
0900	DOUGLAS COUNTY RE 1	7718	SEDALIA ELEMENTARY SCHOOL	SCHOOL 1	4	3	5	4	3	5	27	22	136	141	350
0900	DOUGLAS COUNTY RE 1	8106	SOARING HAWK ELEMENTARY SCHOOL	HALF DAY	1	0	1	1	0	0	4	6	52	63	128
0900	DOUGLAS COUNTY RE 1	8106	SOARING HAWK ELEMENTARY SCHOOL	1ST	0	0	2	3	0	0	5	9	49	72	140
0900	DOUGLAS COUNTY RE 1	8106	SOARING HAWK ELEMENTARY SCHOOL	2ND	0	0	1	2	0	0	5	9	54	69	140
0900	DOUGLAS COUNTY RE 1	8106	SOARING HAWK ELEMENTARY SCHOOL	3RD	0	0	1	1	0	1	5	4	53	53	118
0900	DOUGLAS COUNTY RE 1	8106	SOARING HAWK ELEMENTARY SCHOOL	4TH	0	0	2	1	0	0	6	5	49	46	109
0900	DOUGLAS COUNTY RE 1	8106	SOARING HAWK ELEMENTARY SCHOOL	5TH	0	1	1	1	2	1	5	8	42	36	97
0900	DOUGLAS COUNTY RE 1	8106	SOARING HAWK ELEMENTARY SCHOOL	6TH	1	1	3	0	2	5	2	38	45	97	
0900	DOUGLAS COUNTY RE 1	8106	SOARING HAWK ELEMENTARY SCHOOL	SCHOOL 1	2	2	11	9	2	4	35	43	337	384	829
0900	DOUGLAS COUNTY RE 1	8126	SOUTH STREET ELEMENTARY SCHOOL	HALF DAY	0	0	1	0	0	0	7	5	38	39	90
0900	DOUGLAS COUNTY RE 1	8126	SOUTH STREET ELEMENTARY SCHOOL	1ST	0	0	0	0	0	3	4	23	38	36	104
0900	DOUGLAS COUNTY RE 1	8126	SOUTH STREET ELEMENTARY SCHOOL	2ND	0	1	1	0	1	2	5	8	30	39	87
0900	DOUGLAS COUNTY RE 1	8126	SOUTH STREET ELEMENTARY SCHOOL	3RD	1	1	2	1	2	1	5	8	37	33	91
0900	DOUGLAS COUNTY RE 1	8126	SOUTH STREET ELEMENTARY SCHOOL	4TH	0	1	0	1	0	1	8	8	14	19	53
0900	DOUGLAS COUNTY RE 1	8126	SOUTH STREET ELEMENTARY SCHOOL	5TH	1	0	0	1	0	1	10	5	34	25	77
0900	DOUGLAS COUNTY RE 1	8126	SOUTH STREET ELEMENTARY SCHOOL	6TH	1	1	1	1	1	0	9	4	39	31	87
0900	DOUGLAS COUNTY RE 1	8126	SOUTH STREET ELEMENTARY SCHOOL	SCHOOL 1	3	3	6	3	5	8	48	61	230	222	589
0900	DOUGLAS COUNTY RE 1	8382	SUMMIT VIEW ELEMENTARY SCHOOL	HALF DAY	0	0	3	4	1	1	3	1	35	36	84
0900	DOUGLAS COUNTY RE 1	8382	SUMMIT VIEW ELEMENTARY SCHOOL	1ST	0	0	2	4	0	0	5	3	46	41	101
0900	DOUGLAS COUNTY RE 1	8382	SUMMIT VIEW ELEMENTARY SCHOOL	2ND	0	1	1	2	1	0	3	0	39	53	100
0900	DOUGLAS COUNTY RE 1	8382	SUMMIT VIEW ELEMENTARY SCHOOL	3RD	0	1	2	4	0	2	1	1	31	44	86
0900	DOUGLAS COUNTY RE 1	8382	SUMMIT VIEW ELEMENTARY SCHOOL	4TH	0	0	4	5	0	3	2	3	45	39	101
0900	DOUGLAS COUNTY RE 1	8382	SUMMIT VIEW ELEMENTARY SCHOOL	5TH	0	0	4	1	0	2	2	3	43	50	105
0900	DOUGLAS COUNTY RE 1	8382	SUMMIT VIEW ELEMENTARY SCHOOL	6TH	1	0	3	3	3	1	3	2	54	53	123
0900	DOUGLAS COUNTY RE 1	8382	SUMMIT VIEW ELEMENTARY SCHOOL	SCHOOL 1	1	2	19	23	5	9	19	13	293	316	700
0900	DOUGLAS COUNTY RE 1	8847	THUNDERRIDGE HIGH SCHOOL	9TH	1	1	8	3	2	5	16	16	195	206	453
0900	DOUGLAS COUNTY RE 1	8847	THUNDERRIDGE HIGH SCHOOL	10TH	0	1	10	6	1	5	21	15	183	196	438
0900	DOUGLAS COUNTY RE 1	8847	THUNDERRIDGE HIGH SCHOOL	11TH	1	0	10	13	1	6	16	12	148	165	372
0900	DOUGLAS COUNTY RE 1	8847	THUNDERRIDGE HIGH SCHOOL	12TH	1	2	2	7	3	4	13	14	140	144	330
0900	DOUGLAS COUNTY RE 1	8847	THUNDERRIDGE HIGH SCHOOL	SCHOOL 1	3	4	30	29	7	20	66	57	666	711	1,593
0900	DOUGLAS COUNTY RE 1	8853	TIMBER TRAIL ELEMENTARY SCHOOL	HALF DAY	0	0	2	2	2	0	4	2	43	54	109
0900	DOUGLAS COUNTY RE 1	8853	TIMBER TRAIL ELEMENTARY SCHOOL	1ST	0	0	6	2	2	0	3	4	50	39	106
0900	DOUGLAS COUNTY RE 1	8853	TIMBER TRAIL ELEMENTARY SCHOOL	2ND	0	0	2	0	1	1	3	1	51	49	108
0900	DOUGLAS COUNTY RE 1	8853	TIMBER TRAIL ELEMENTARY SCHOOL	3RD	0	0	4	2	1	2	5	2	37	51	104
0900	DOUGLAS COUNTY RE 1	8853	TIMBER TRAIL ELEMENTARY SCHOOL	4TH	0	0	1	3	2	0	3	0	43	37	89
0900	DOUGLAS COUNTY RE 1	8853	TIMBER TRAIL ELEMENTARY SCHOOL	5TH	0	0	1	0	0	1	3	6	35	34	80
0900	DOUGLAS COUNTY RE 1	8853	TIMBER TRAIL ELEMENTARY SCHOOL	SCHOOL 1	0	0	16	9	8	4	21	15	259	264	596



COLORADO DEPARTMENT OF EDUCATION
FALL 2007 PUPIL MEMBERSHIP BY DISTRICT, SCHOOL, GRADE, RACE/ETHNICITY, AND GENDER

District Code	DISTRICT	School Code	SCHOOL	GRADE	AMERICAN INDIAN OR ALASKAN NATIVE		ASIAN OR PACIFIC ISLANDER		BLACK (NOT HISPANIC)		HISPANIC		WHITE (NOT HISPANIC)		Total
					FEMALE	MALE	FEMALE	MALE	FEMALE	MALE	FEMALE	MALE	FEMALE	MALE	
0900	DOUGLAS COUNTY RE 1	8897	TRAILBLAZER ELEMENTARY SCHOOL	HALF DAY	0	0	4	1	0	1	2	4	36	44	92
0900	DOUGLAS COUNTY RE 1	8897	TRAILBLAZER ELEMENTARY SCHOOL	1ST	0	0	2	0	0	2	5	5	51	42	107
0900	DOUGLAS COUNTY RE 1	8897	TRAILBLAZER ELEMENTARY SCHOOL	2ND	0	0	1	2	1	0	1	2	45	44	96
0900	DOUGLAS COUNTY RE 1	8897	TRAILBLAZER ELEMENTARY SCHOOL	3RD	1	0	3	1	0	2	7	0	44	48	106
0900	DOUGLAS COUNTY RE 1	8897	TRAILBLAZER ELEMENTARY SCHOOL	4TH	0	0	2	4	1	1	1	4	26	46	85
0900	DOUGLAS COUNTY RE 1	8897	TRAILBLAZER ELEMENTARY SCHOOL	5TH	0	0	1	0	1	1	3	2	41	36	85
0900	DOUGLAS COUNTY RE 1	8897	TRAILBLAZER ELEMENTARY SCHOOL	6TH	0	0	5	0	1	0	3	4	41	39	93
0900	DOUGLAS COUNTY RE 1	8897	TRAILBLAZER ELEMENTARY SCHOOL	SCHOOL 1	1	0	18	8	4	7	22	21	284	299	664
0900	DOUGLAS COUNTY RE 1	9592	WILDCAT MOUNTAIN ELEMENTARY SCHOOL	HALF DAY	0	0	3	3	0	0	1	3	33	30	73
0900	DOUGLAS COUNTY RE 1	9592	WILDCAT MOUNTAIN ELEMENTARY SCHOOL	1ST	0	1	3	3	0	0	3	1	32	41	84
0900	DOUGLAS COUNTY RE 1	9592	WILDCAT MOUNTAIN ELEMENTARY SCHOOL	2ND	0	2	2	4	0	0	1	0	36	32	77
0900	DOUGLAS COUNTY RE 1	9592	WILDCAT MOUNTAIN ELEMENTARY SCHOOL	3RD	0	0	5	1	0	0	2	1	41	53	103
0900	DOUGLAS COUNTY RE 1	9592	WILDCAT MOUNTAIN ELEMENTARY SCHOOL	4TH	1	0	1	2	2	0	1	2	38	34	81
0900	DOUGLAS COUNTY RE 1	9592	WILDCAT MOUNTAIN ELEMENTARY SCHOOL	5TH	0	0	3	5	0	2	2	4	37	56	109
0900	DOUGLAS COUNTY RE 1	9592	WILDCAT MOUNTAIN ELEMENTARY SCHOOL	SCHOOL 1	1	3	17	18	2	2	10	11	217	246	527
0900	DOUGLAS COUNTY RE 1		DISTRICT TOTAL		146	150	1,263	1,114	514	559	1,929	1,960	22,192	23,156	52,983
0910	EAGLE COUNTY RE 50	0037	RED HILL ELEMENTARY SCHOOL	HALF DAY	0	0	0	0	0	0	0	1	2	4	7
0910	EAGLE COUNTY RE 50	0037	RED HILL ELEMENTARY SCHOOL	KINDERG/	0	1	0	0	0	0	23	11	14	20	69
0910	EAGLE COUNTY RE 50	0037	RED HILL ELEMENTARY SCHOOL	1ST	0	0	0	0	0	0	16	19	19	15	69
0910	EAGLE COUNTY RE 50	0037	RED HILL ELEMENTARY SCHOOL	2ND	1	0	0	1	1	1	18	22	25	18	87
0910	EAGLE COUNTY RE 50	0037	RED HILL ELEMENTARY SCHOOL	3RD	0	0	1	0	0	1	15	22	10	10	59
0910	EAGLE COUNTY RE 50	0037	RED HILL ELEMENTARY SCHOOL	4TH	0	0	1	0	0	0	14	13	18	8	54
0910	EAGLE COUNTY RE 50	0037	RED HILL ELEMENTARY SCHOOL	5TH	0	0	0	0	0	0	20	12	6	14	52
0910	EAGLE COUNTY RE 50	0037	RED HILL ELEMENTARY SCHOOL	SCHOOL 1	1	0	2	1	1	2	106	100	94	89	397
0910	EAGLE COUNTY RE 50	0038	BRUSH CREEK ELEMENTARY SCHOOL	PK	0	0	1	0	0	0	5	12	5	8	31
0910	EAGLE COUNTY RE 50	0038	BRUSH CREEK ELEMENTARY SCHOOL	HALF DAY	0	0	0	0	0	0	2	0	1	3	6
0910	EAGLE COUNTY RE 50	0038	BRUSH CREEK ELEMENTARY SCHOOL	KINDERG/	0	0	0	1	0	0	5	8	30	35	79
0910	EAGLE COUNTY RE 50	0038	BRUSH CREEK ELEMENTARY SCHOOL	1ST	0	0	0	0	0	0	8	5	25	25	63
0910	EAGLE COUNTY RE 50	0038	BRUSH CREEK ELEMENTARY SCHOOL	2ND	0	0	0	0	0	0	12	11	25	32	80
0910	EAGLE COUNTY RE 50	0038	BRUSH CREEK ELEMENTARY SCHOOL	3RD	0	0	0	0	0	0	7	2	17	25	51
0910	EAGLE COUNTY RE 50	0038	BRUSH CREEK ELEMENTARY SCHOOL	4TH	0	0	0	2	1	0	6	4	20	22	55
0910	EAGLE COUNTY RE 50	0038	BRUSH CREEK ELEMENTARY SCHOOL	5TH	0	0	0	0	0	0	5	7	18	36	66
0910	EAGLE COUNTY RE 50	0038	BRUSH CREEK ELEMENTARY SCHOOL	SCHOOL 1	0	0	1	3	1	0	50	49	141	186	431
0910	EAGLE COUNTY RE 50	0039	GYPSUM CREEK MIDDLE SCHOOL	6TH	1	0	1	0	0	0	35	41	22	18	118
0910	EAGLE COUNTY RE 50	0039	GYPSUM CREEK MIDDLE SCHOOL	7TH	0	0	1	0	0	1	32	36	15	20	106
0910	EAGLE COUNTY RE 50	0039	GYPSUM CREEK MIDDLE SCHOOL	8TH	1	0	0	1	1	1	32	29	19	25	109
0910	EAGLE COUNTY RE 50	0039	GYPSUM CREEK MIDDLE SCHOOL	SCHOOL 1	3	0	1	2	1	2	99	106	56	63	333
0910	EAGLE COUNTY RE 50	0205	RED CANYON HIGH SCHOOL	9TH	0	0	0	0	0	0	0	1	0	3	4
0910	EAGLE COUNTY RE 50	0205	RED CANYON HIGH SCHOOL	10TH	0	0	0	1	0	0	4	4	1	1	11
0910	EAGLE COUNTY RE 50	0205	RED CANYON HIGH SCHOOL	11TH	0	0	0	0	0	0	9	5	7	11	32
0910	EAGLE COUNTY RE 50	0205	RED CANYON HIGH SCHOOL	12TH	0	0	0	2	1	0	11	12	8	20	54
0910	EAGLE COUNTY RE 50	0205	RED CANYON HIGH SCHOOL	SCHOOL 1	0	0	0	3	1	0	24	22	16	35	101
0910	EAGLE COUNTY RE 50	0471	AVON ELEMENTARY SCHOOL	PK	0	0	0	0	0	0	11	13	1	1	26
0910	EAGLE COUNTY RE 50	0471	AVON ELEMENTARY SCHOOL	KINDERG/	0	0	0	0	0	0	40	42	3	6	91
0910	EAGLE COUNTY RE 50	0471	AVON ELEMENTARY SCHOOL	1ST	0	0	0	0	0	0	22	24	2	4	52
0910	EAGLE COUNTY RE 50	0471	AVON ELEMENTARY SCHOOL	2ND	0	0	1	0	0	0	32	42	3	3	81
0910	EAGLE COUNTY RE 50	0471	AVON ELEMENTARY SCHOOL	3RD	0	0	0	1	0	0	17	29	0	4	51
0910	EAGLE COUNTY RE 50	0471	AVON ELEMENTARY SCHOOL	4TH	0	0	0	0	0	0	19	14	4	0	37
0910	EAGLE COUNTY RE 50	0471	AVON ELEMENTARY SCHOOL	5TH	0	0	0	0	0	0	23	22	1	0	46
0910	EAGLE COUNTY RE 50	0471	AVON ELEMENTARY SCHOOL	SCHOOL 1	0	0	1	1	0	0	164	186	14	18	384
0910	EAGLE COUNTY RE 50	0604	BATTLE MOUNTAIN HIGH SCHOOL	9TH	1	0	0	1	0	0	51	60	36	51	200
0910	EAGLE COUNTY RE 50	0604	BATTLE MOUNTAIN HIGH SCHOOL	10TH	0	0	0	1	1	1	34	50	60	51	198
0910	EAGLE COUNTY RE 50	0604	BATTLE MOUNTAIN HIGH SCHOOL	11TH	0	0	0	1	1	0	40	30	49	52	173
0910	EAGLE COUNTY RE 50	0604	BATTLE MOUNTAIN HIGH SCHOOL	12TH	0	0	1	3	0	1	23	32	56	51	167
0910	EAGLE COUNTY RE 50	0604	BATTLE MOUNTAIN HIGH SCHOOL	SCHOOL 1	1	0	1	6	2	2	148	172	201	205	738
0910	EAGLE COUNTY RE 50	0793	BERRY CREEK MIDDLE SCHOOL	6TH	0	0	0	0	0	0	38	39	12	10	99
0910	EAGLE COUNTY RE 50	0793	BERRY CREEK MIDDLE SCHOOL	7TH	0	1	0	0	0	0	37	46	13	6	103
0910	EAGLE COUNTY RE 50	0793	BERRY CREEK MIDDLE SCHOOL	8TH	0	0	0	0	1	0	31	39	11	17	99
0910	EAGLE COUNTY RE 50	0793	BERRY CREEK MIDDLE SCHOOL	SCHOOL 1	0	1	0	0	1	0	106	124	36	33	301
0910	EAGLE COUNTY RE 50	2340	EAGLE COUNTY CHARTER ACADEMY	KINDERG/	0	0	0	0	0	0	0	0	15	17	32
0910	EAGLE COUNTY RE 50	2340	EAGLE COUNTY CHARTER ACADEMY	1ST	0	0	0	0	0	0	3	1	15	13	32
0910	EAGLE COUNTY RE 50	2340	EAGLE COUNTY CHARTER ACADEMY	2ND	0	1	0	0	0	0	1	0	14	16	32
0910	EAGLE COUNTY RE 50	2340	EAGLE COUNTY CHARTER ACADEMY	3RD	0	0	1	0	0	0	2	0	13	16	32
0910	EAGLE COUNTY RE 50	2340	EAGLE COUNTY CHARTER ACADEMY	4TH	0	0	1	0	0	0	0	0	14	17	32
0910	EAGLE COUNTY RE 50	2340	EAGLE COUNTY CHARTER ACADEMY	5TH	0	0	0	0	0	0	1	1	12	18	32
0910	EAGLE COUNTY RE 50	2340	EAGLE COUNTY CHARTER ACADEMY	6TH	0	0	1	0	0	0	1	0	18	12	32
0910	EAGLE COUNTY RE 50	2340	EAGLE COUNTY CHARTER ACADEMY	7TH	1	0	0	0	0	0	1	1	13	16	32

COLORADO DEPARTMENT OF EDUCATION
FALL 2007 PUPIL MEMBERSHIP BY DISTRICT, SCHOOL, GRADE, RACE/ETHNICITY, AND GENDER

District Code	DISTRICT	School Code	SCHOOL	GRADE	AMERICAN INDIAN OR ALASKAN NATIVE	AMERICAN INDIAN OR ALASKAN NATIVE	ASIAN OR PACIFIC ISLANDER	ASIAN OR PACIFIC ISLANDER	BLACK (NOT HISPANIC)	BLACK (NOT HISPANIC)	HISPANIC	HISPANIC	WHITE (NOT HISPANIC)	WHITE (NOT HISPANIC)	Total
					FEMALE	MALE	FEMALE	MALE	FEMALE	MALE	FEMALE	MALE	FEMALE	MALE	
0910	EAGLE COUNTY RE 50	2340	EAGLE COUNTY CHARTER ACADEMY	8TH	0	0	0	0	0	1	2	0	17	12	32
0910	EAGLE COUNTY RE 50	2340	EAGLE COUNTY CHARTER ACADEMY	SCHOOL 1	1	1	3	0	0	1	11	3	131	137	288
0910	EAGLE COUNTY RE 50	2346	EAGLE VALLEY ELEMENTARY SCHOOL	HALF DAY	0	0	0	0	0	0	1	1	0	1	3
0910	EAGLE COUNTY RE 50	2346	EAGLE VALLEY ELEMENTARY SCHOOL	KINDERG/	0	0	0	0	0	0	13	14	15	10	52
0910	EAGLE COUNTY RE 50	2346	EAGLE VALLEY ELEMENTARY SCHOOL	1ST	0	0	1	1	1	0	12	20	12	7	54
0910	EAGLE COUNTY RE 50	2346	EAGLE VALLEY ELEMENTARY SCHOOL	2ND	0	0	0	2	0	0	13	11	9	13	48
0910	EAGLE COUNTY RE 50	2346	EAGLE VALLEY ELEMENTARY SCHOOL	3RD	0	0	0	0	1	0	2	10	13	15	41
0910	EAGLE COUNTY RE 50	2346	EAGLE VALLEY ELEMENTARY SCHOOL	4TH	0	0	0	0	0	1	11	11	8	8	39
0910	EAGLE COUNTY RE 50	2346	EAGLE VALLEY ELEMENTARY SCHOOL	5TH	0	1	2	0	1	0	5	9	14	13	45
0910	EAGLE COUNTY RE 50	2346	EAGLE VALLEY ELEMENTARY SCHOOL	SCHOOL 1	0	1	3	3	3	1	57	76	71	67	282
0910	EAGLE COUNTY RE 50	2350	EAGLE VALLEY HIGH SCHOOL	9TH	0	0	1	1	1	0	44	56	43	45	191
0910	EAGLE COUNTY RE 50	2350	EAGLE VALLEY HIGH SCHOOL	10TH	2	0	0	2	0	1	41	38	41	76	201
0910	EAGLE COUNTY RE 50	2350	EAGLE VALLEY HIGH SCHOOL	11TH	0	0	2	1	0	0	18	28	51	45	146
0910	EAGLE COUNTY RE 50	2350	EAGLE VALLEY HIGH SCHOOL	12TH	2	1	0	2	1	0	14	19	59	42	140
0910	EAGLE COUNTY RE 50	2350	EAGLE VALLEY HIGH SCHOOL	SCHOOL 1	5	1	3	6	2	1	117	141	194	208	678
0910	EAGLE COUNTY RE 50	2355	EAGLE VALLEY MIDDLE SCHOOL	6TH	0	1	1	1	0	2	16	11	28	32	92
0910	EAGLE COUNTY RE 50	2355	EAGLE VALLEY MIDDLE SCHOOL	7TH	0	0	0	0	0	0	15	16	20	32	83
0910	EAGLE COUNTY RE 50	2355	EAGLE VALLEY MIDDLE SCHOOL	8TH	0	0	0	0	0	0	12	12	38	34	96
0910	EAGLE COUNTY RE 50	2355	EAGLE VALLEY MIDDLE SCHOOL	SCHOOL 1	0	1	1	1	0	2	43	39	86	98	271
0910	EAGLE COUNTY RE 50	2521	EDWARDS PRESCHOOL CENTER	PK	0	0	0	0	0	0	9	25	11	9	54
0910	EAGLE COUNTY RE 50	2521	EDWARDS PRESCHOOL CENTER	SCHOOL 1	0	0	0	0	0	0	9	25	11	9	54
0910	EAGLE COUNTY RE 50	2530	EDWARDS ELEMENTARY SCHOOL	KINDERG/	0	0	0	0	0	0	23	22	14	22	81
0910	EAGLE COUNTY RE 50	2530	EDWARDS ELEMENTARY SCHOOL	1ST	1	0	0	0	0	0	29	19	13	15	77
0910	EAGLE COUNTY RE 50	2530	EDWARDS ELEMENTARY SCHOOL	2ND	0	0	0	0	0	0	27	19	17	16	79
0910	EAGLE COUNTY RE 50	2530	EDWARDS ELEMENTARY SCHOOL	3RD	0	0	0	0	0	0	32	35	8	7	82
0910	EAGLE COUNTY RE 50	2530	EDWARDS ELEMENTARY SCHOOL	4TH	0	0	0	0	0	0	32	23	8	7	70
0910	EAGLE COUNTY RE 50	2530	EDWARDS ELEMENTARY SCHOOL	5TH	0	0	1	0	0	0	17	25	6	6	55
0910	EAGLE COUNTY RE 50	2530	EDWARDS ELEMENTARY SCHOOL	SCHOOL 1	1	0	1	0	0	0	160	143	66	73	444
0910	EAGLE COUNTY RE 50	3710	GYSUM ELEMENTARY SCHOOL	PK	0	0	0	0	0	0	8	14	4	3	29
0910	EAGLE COUNTY RE 50	3710	GYSUM ELEMENTARY SCHOOL	HALF DAY	0	0	0	0	0	0	6	4	2	1	13
0910	EAGLE COUNTY RE 50	3710	GYSUM ELEMENTARY SCHOOL	KINDERG/	0	1	0	0	0	0	16	13	6	11	47
0910	EAGLE COUNTY RE 50	3710	GYSUM ELEMENTARY SCHOOL	1ST	0	0	0	1	0	0	16	24	8	6	55
0910	EAGLE COUNTY RE 50	3710	GYSUM ELEMENTARY SCHOOL	2ND	0	0	0	0	0	0	17	26	5	9	57
0910	EAGLE COUNTY RE 50	3710	GYSUM ELEMENTARY SCHOOL	3RD	0	1	0	0	0	0	17	14	8	6	46
0910	EAGLE COUNTY RE 50	3710	GYSUM ELEMENTARY SCHOOL	4TH	0	0	0	0	0	0	26	25	10	3	64
0910	EAGLE COUNTY RE 50	3710	GYSUM ELEMENTARY SCHOOL	5TH	0	0	0	0	0	0	10	11	8	11	40
0910	EAGLE COUNTY RE 50	3710	GYSUM ELEMENTARY SCHOOL	SCHOOL 1	0	2	0	1	0	0	116	131	51	50	351
0910	EAGLE COUNTY RE 50	5742	MEADOW MOUNTAIN ELEMENTARY SCHOOL	HALF DAY	0	0	0	0	0	0	0	0	0	1	1
0910	EAGLE COUNTY RE 50	5742	MEADOW MOUNTAIN ELEMENTARY SCHOOL	KINDERG/	0	0	0	0	0	0	12	4	4	8	28
0910	EAGLE COUNTY RE 50	5742	MEADOW MOUNTAIN ELEMENTARY SCHOOL	1ST	0	0	0	0	0	0	12	13	1	2	28
0910	EAGLE COUNTY RE 50	5742	MEADOW MOUNTAIN ELEMENTARY SCHOOL	2ND	0	0	0	0	0	0	10	8	5	5	28
0910	EAGLE COUNTY RE 50	5742	MEADOW MOUNTAIN ELEMENTARY SCHOOL	3RD	0	0	1	0	0	0	5	14	2	5	27
0910	EAGLE COUNTY RE 50	5742	MEADOW MOUNTAIN ELEMENTARY SCHOOL	4TH	0	0	0	1	0	1	8	12	6	3	31
0910	EAGLE COUNTY RE 50	5742	MEADOW MOUNTAIN ELEMENTARY SCHOOL	5TH	0	0	0	0	0	0	6	8	5	4	23
0910	EAGLE COUNTY RE 50	5742	MEADOW MOUNTAIN ELEMENTARY SCHOOL	SCHOOL 1	0	0	1	1	0	1	53	59	23	28	166
0910	EAGLE COUNTY RE 50	5930	MINTURN MIDDLE SCHOOL	6TH	1	0	0	0	0	1	15	12	23	20	72
0910	EAGLE COUNTY RE 50	5930	MINTURN MIDDLE SCHOOL	7TH	0	0	0	0	0	0	8	18	12	18	56
0910	EAGLE COUNTY RE 50	5930	MINTURN MIDDLE SCHOOL	8TH	0	0	1	0	1	1	12	10	17	19	61
0910	EAGLE COUNTY RE 50	5930	MINTURN MIDDLE SCHOOL	SCHOOL 1	1	0	1	0	1	2	35	40	52	57	189
0910	EAGLE COUNTY RE 50	6238	NEW AMERICA CHARTER SCHOOL	9TH	0	0	0	0	0	0	11	6	0	0	17
0910	EAGLE COUNTY RE 50	6238	NEW AMERICA CHARTER SCHOOL	10TH	0	0	0	0	0	0	4	3	0	0	7
0910	EAGLE COUNTY RE 50	6238	NEW AMERICA CHARTER SCHOOL	11TH	0	0	0	0	0	0	5	5	0	0	10
0910	EAGLE COUNTY RE 50	6238	NEW AMERICA CHARTER SCHOOL	12TH	0	0	0	0	0	0	3	2	0	0	5
0910	EAGLE COUNTY RE 50	6238	NEW AMERICA CHARTER SCHOOL	SCHOOL 1	0	0	0	0	0	0	23	16	0	0	39
0910	EAGLE COUNTY RE 50	7296	RED SANDSTONE ELEMENTARY SCHOOL	PK	0	0	0	0	0	0	7	13	3	3	26
0910	EAGLE COUNTY RE 50	7296	RED SANDSTONE ELEMENTARY SCHOOL	HALF DAY	0	0	0	0	0	0	0	0	1	0	1
0910	EAGLE COUNTY RE 50	7296	RED SANDSTONE ELEMENTARY SCHOOL	KINDERG/	0	0	0	0	0	0	8	5	12	11	36
0910	EAGLE COUNTY RE 50	7296	RED SANDSTONE ELEMENTARY SCHOOL	1ST	0	0	0	1	0	0	4	6	7	21	39
0910	EAGLE COUNTY RE 50	7296	RED SANDSTONE ELEMENTARY SCHOOL	2ND	1	0	0	0	0	0	2	8	11	12	34
0910	EAGLE COUNTY RE 50	7296	RED SANDSTONE ELEMENTARY SCHOOL	3RD	0	0	1	0	0	0	7	7	13	12	40
0910	EAGLE COUNTY RE 50	7296	RED SANDSTONE ELEMENTARY SCHOOL	4TH	0	0	1	1	0	0	1	7	11	11	32
0910	EAGLE COUNTY RE 50	7296	RED SANDSTONE ELEMENTARY SCHOOL	5TH	0	0	0	0	0	0	5	3	11	5	24
0910	EAGLE COUNTY RE 50	7296	RED SANDSTONE ELEMENTARY SCHOOL	SCHOOL 1	1	0	2	2	0	0	34	49	69	75	232
0910	EAGLE COUNTY RE 50		DISTRICT TOTAL		14	8	21	30	13	14	1,355	1,481	1,312	1,431	5,679
0920	ELIZABETH C-1	2572	LEGACY ACADEMY	HALF DAY	0	0	0	0	0	0	2	2	21	23	48
0920	ELIZABETH C-1	2572	LEGACY ACADEMY	1ST	0	0	0	0	0	0	1	2	29	15	47
0920	ELIZABETH C-1	2572	LEGACY ACADEMY	2ND	0	0	0	0	0	0	1	0	19	25	45

COLORADO DEPARTMENT OF EDUCATION
FALL 2007 PUPIL MEMBERSHIP BY DISTRICT, SCHOOL, GRADE, RACE/ETHNICITY, AND GENDER

District Code	DISTRICT	School Code	SCHOOL	GRADE	AMERICAN INDIAN OR ALASKAN NATIVE	AMERICAN INDIAN OR ALASKAN NATIVE	ASIAN OR PACIFIC ISLANDER	ASIAN OR PACIFIC ISLANDER	BLACK (NOT HISPANIC)	BLACK (NOT HISPANIC)	HISPANIC	HISPANIC	WHITE (NOT HISPANIC)	WHITE (NOT HISPANIC)	Total		
					FEMALE	MALE	FEMALE	MALE	FEMALE	MALE	FEMALE	MALE	FEMALE	MALE			
0920	ELIZABETH C-1	2572	LEGACY ACADEMY	3RD	0	0	0	0	0	1	1	2	22	17	43		
0920	ELIZABETH C-1	2572	LEGACY ACADEMY	4TH	0	0	0	0	0	1	2	23	22	48			
0920	ELIZABETH C-1	2572	LEGACY ACADEMY	5TH	1	1	0	2	1	0	1	18	20	44			
0920	ELIZABETH C-1	2572	LEGACY ACADEMY	6TH	0	0	0	0	0	1	1	24	20	46			
0920	ELIZABETH C-1	2572	LEGACY ACADEMY	7TH	0	0	0	1	0	0	3	4	17	19	44		
0920	ELIZABETH C-1	2572	LEGACY ACADEMY	8TH	0	0	0	0	0	0	1	10	9	20			
0920	ELIZABETH C-1	2572	LEGACY ACADEMY	9TH	0	1	0	0	0	0	1	7	9	18			
0920	ELIZABETH C-1	2572	LEGACY ACADEMY	10TH	0	0	0	0	0	0	0	5	11	16			
0920	ELIZABETH C-1	2572	LEGACY ACADEMY	11TH	0	0	0	0	0	0	0	2	5	7			
0920	ELIZABETH C-1	2572	LEGACY ACADEMY	12TH	0	0	0	0	0	0	0	1	1	2			
0920	ELIZABETH C-1	2572	LEGACY ACADEMY	SCHOOL 1	1	2	0	3	1	1	10	16	198	196	428		
0920	ELIZABETH C-1	2604	ELIZABETH MIDDLE SCHOOL	6TH	1	2	0	1	3	14	9	73	75	179			
0920	ELIZABETH C-1	2604	ELIZABETH MIDDLE SCHOOL	7TH	1	1	2	2	1	4	9	82	73	184			
0920	ELIZABETH C-1	2604	ELIZABETH MIDDLE SCHOOL	8TH	1	1	0	1	1	10	6	90	88	198			
0920	ELIZABETH C-1	2604	ELIZABETH MIDDLE SCHOOL	SCHOOL 1	3	4	2	4	2	8	33	24	245	236	561		
0920	ELIZABETH C-1	2608	ELIZABETH HIGH SCHOOL	9TH	1	2	2	0	2	3	5	15	101	107	238		
0920	ELIZABETH C-1	2608	ELIZABETH HIGH SCHOOL	10TH	0	1	2	2	2	1	3	8	102	94	215		
0920	ELIZABETH C-1	2608	ELIZABETH HIGH SCHOOL	11TH	1	0	1	2	1	8	5	90	90	199			
0920	ELIZABETH C-1	2608	ELIZABETH HIGH SCHOOL	12TH	0	1	1	1	0	1	8	5	76	90	183		
0920	ELIZABETH C-1	2608	ELIZABETH HIGH SCHOOL	SCHOOL 1*	2	4	6	5	5	6	24	33	369	381	835		
0920	ELIZABETH C-1	3236	FRONTIER HIGH SCHOOL	9TH	0	0	0	0	0	0	0	0	2	2	4		
0920	ELIZABETH C-1	3236	FRONTIER HIGH SCHOOL	10TH	0	0	0	0	0	0	1	0	4	15	20		
0920	ELIZABETH C-1	3236	FRONTIER HIGH SCHOOL	11TH	0	0	0	0	1	0	0	1	1	6	9		
0920	ELIZABETH C-1	3236	FRONTIER HIGH SCHOOL	12TH	0	0	0	0	0	0	0	1	6	4	11		
0920	ELIZABETH C-1	3236	FRONTIER HIGH SCHOOL	SCHOOL 1	0	0	0	0	1	0	1	2	13	27	44		
0920	ELIZABETH C-1	7300	ELIZABETH RUNNING CREEK PRESCHOOL	PK	0	0	0	0	0	2	4	31	35	72			
0920	ELIZABETH C-1	7300	ELIZABETH RUNNING CREEK PRESCHOOL	SCHOOL 1	0	0	0	0	0	2	4	31	35	72			
0920	ELIZABETH C-1	7517	RUNNING CREEK ELEMENTARY SCHOOL	HALF DAY	1	0	2	0	1	0	4	1	38	32	79		
0920	ELIZABETH C-1	7517	RUNNING CREEK ELEMENTARY SCHOOL	1ST	1	1	1	1	0	1	4	4	41	33	85		
0920	ELIZABETH C-1	7517	RUNNING CREEK ELEMENTARY SCHOOL	2ND	1	1	1	0	0	1	5	2	22	38	71		
0920	ELIZABETH C-1	7517	RUNNING CREEK ELEMENTARY SCHOOL	3RD	2	0	2	2	0	0	4	5	42	32	89		
0920	ELIZABETH C-1	7517	RUNNING CREEK ELEMENTARY SCHOOL	4TH	0	0	0	0	0	0	8	2	38	38	87		
0920	ELIZABETH C-1	7517	RUNNING CREEK ELEMENTARY SCHOOL	5TH	0	1	1	1	1	0	5	5	35	37	85		
0920	ELIZABETH C-1	7517	RUNNING CREEK ELEMENTARY SCHOOL	SCHOOL 1	5	3	7	4	1	30	19	216	210	496			
0920	ELIZABETH C-1	7924	SINGING HILLS PRESCHOOL	PK	0	0	0	0	0	0	5	5	27	30	67		
0920	ELIZABETH C-1	7924	SINGING HILLS PRESCHOOL	SCHOOL 1*	0	0	0	0	0	0	5	5	27	30	67		
0920	ELIZABETH C-1	7925	SINGING HILLS ELEMENTARY SCHOOL	HALF DAY	0	0	0	1	1	0	2	4	28	31	67		
0920	ELIZABETH C-1	7925	SINGING HILLS ELEMENTARY SCHOOL	1ST	0	0	0	0	2	1	2	4	43	34	84		
0920	ELIZABETH C-1	7925	SINGING HILLS ELEMENTARY SCHOOL	2ND	0	0	3	0	0	1	3	3	28	28	66		
0920	ELIZABETH C-1	7925	SINGING HILLS ELEMENTARY SCHOOL	3RD	0	1	1	1	3	2	5	3	23	49	87		
0920	ELIZABETH C-1	7925	SINGING HILLS ELEMENTARY SCHOOL	4TH	0	0	1	1	3	1	3	3	33	43	87		
0920	ELIZABETH C-1	7925	SINGING HILLS ELEMENTARY SCHOOL	5TH	1	2	1	2	0	1	3	1	30	28	69		
0920	ELIZABETH C-1	7925	SINGING HILLS ELEMENTARY SCHOOL	SCHOOL 1	1	2	5	5	9	6	18	16	185	213	460		
0920	ELIZABETH C-1		DISTRICT TOTAL		12	15	20	21	19	22	123	119	1,284	1,328	2,963		
0930	KIOWA C-2	4724	KIOWA ELEMENTARY SCHOOL	PK	0	0	0	0	0	0	1	2	11	6	20		
0930	KIOWA C-2	4724	KIOWA ELEMENTARY SCHOOL	HALF DAY	0	0	0	0	0	0	1	0	16	5	22		
0930	KIOWA C-2	4724	KIOWA ELEMENTARY SCHOOL	1ST	0	0	0	0	0	0	1	1	7	13	22		
0930	KIOWA C-2	4724	KIOWA ELEMENTARY SCHOOL	2ND	0	0	0	0	0	0	0	0	15	9	24		
0930	KIOWA C-2	4724	KIOWA ELEMENTARY SCHOOL	3RD	0	0	0	0	0	0	0	0	14	16	30		
0930	KIOWA C-2	4724	KIOWA ELEMENTARY SCHOOL	4TH	0	0	0	0	0	0	2	1	6	16	25		
0930	KIOWA C-2	4724	KIOWA ELEMENTARY SCHOOL	5TH	0	0	0	0	0	0	2	0	11	8	21		
0930	KIOWA C-2	4724	KIOWA ELEMENTARY SCHOOL	SCHOOL 1	0	0	0	0	0	0	7	4	80	73	164		
0930	KIOWA C-2	4726	KIOWA MIDDLE SCHOOL	6TH	0	0	0	0	0	0	0	0	8	22	30		
0930	KIOWA C-2	4726	KIOWA MIDDLE SCHOOL	7TH	0	1	1	0	0	1	2	7	23	35			
0930	KIOWA C-2	4726	KIOWA MIDDLE SCHOOL	8TH	0	1	0	1	0	0	2	12	12	28			
0930	KIOWA C-2	4726	KIOWA MIDDLE SCHOOL	SCHOOL 1	0	1	2	0	1	0	1	4	27	57	93		
0930	KIOWA C-2	4728	KIOWA HIGH SCHOOL	9TH	0	0	0	0	0	0	2	9	10	21			
0930	KIOWA C-2	4728	KIOWA HIGH SCHOOL	10TH	0	0	0	0	1	0	2	1	15	10	29		
0930	KIOWA C-2	4728	KIOWA HIGH SCHOOL	11TH	0	0	0	1	0	0	1	7	21	30			
0930	KIOWA C-2	4728	KIOWA HIGH SCHOOL	12TH	0	0	0	1	0	0	1	15	14	31			
0930	KIOWA C-2	4728	KIOWA HIGH SCHOOL	SCHOOL 1	0	0	0	2	1	0	2	5	46	55	111		
0930	KIOWA C-2		DISTRICT TOTAL		0	1	2	2	2	0	10	13	153	185	368		
0940	BIG SANDY 100J	7914	SIMLA ELEMENTARY SCHOOL	PK	0	0	0	0	0	0	0	0	9	19	28		
0940	BIG SANDY 100J	7914	SIMLA ELEMENTARY SCHOOL	HALF DAY	0	1	0	0	0	0	0	0	10	11	22		
0940	BIG SANDY 100J	7914	SIMLA ELEMENTARY SCHOOL	1ST	0	0	0	0	0	0	4	0	13	9	26		
0940	BIG SANDY 100J	7914	SIMLA ELEMENTARY SCHOOL	2ND	0	1	0	0	0	0	0	1	10	11	23		
0940	BIG SANDY 100J	7914	SIMLA ELEMENTARY SCHOOL	3RD	0	0	0	0	0	0	1	1	12	12	26		

COLORADO DEPARTMENT OF EDUCATION
FALL 2007 PUPIL MEMBERSHIP BY DISTRICT, SCHOOL, GRADE, RACE/ETHNICITY, AND GENDER

District Code	DISTRICT	School Code	SCHOOL	GRADE	AMERICAN INDIAN OR ALASKAN NATIVE	AMERICAN INDIAN OR ALASKAN NATIVE	ASIAN OR PACIFIC ISLANDER	ASIAN OR PACIFIC ISLANDER	BLACK (NOT HISPANIC)	BLACK (NOT HISPANIC)	HISPANIC	HISPANIC	WHITE (NOT HISPANIC)	WHITE (NOT HISPANIC)	Total	
					FEMALE	MALE	FEMALE	MALE	FEMALE	MALE	FEMALE	MALE	FEMALE	MALE		FEMALE
0940	BIG SANDY 100J	7914	SIMLA ELEMENTARY SCHOOL	4TH	0	1	0	0	0	0	2	2	3	17	25	
0940	BIG SANDY 100J	7914	SIMLA ELEMENTARY SCHOOL	5TH	0	0	0	0	1	0	0	1	7	12	21	
0940	BIG SANDY 100J	7914	SIMLA ELEMENTARY SCHOOL	SCHOOL 1	0	3	0	0	1	0	7	5	64	91	171	
0940	BIG SANDY 100J	7918	SIMLA JUNIOR HIGH SCHOOL	6TH	0	0	0	0	0	2	2	13	11	28		
0940	BIG SANDY 100J	7918	SIMLA JUNIOR HIGH SCHOOL	7TH	0	0	0	0	0	1	0	13	13	27		
0940	BIG SANDY 100J	7918	SIMLA JUNIOR HIGH SCHOOL	8TH	1	0	0	0	0	1	0	10	13	25		
0940	BIG SANDY 100J	7918	SIMLA JUNIOR HIGH SCHOOL	SCHOOL 1	1	0	0	0	0	4	2	36	37	80		
0940	BIG SANDY 100J	7922	SIMLA HIGH SCHOOL	9TH	0	0	0	0	0	0	1	12	8	21		
0940	BIG SANDY 100J	7922	SIMLA HIGH SCHOOL	10TH	0	0	1	0	0	0	0	12	12	25		
0940	BIG SANDY 100J	7922	SIMLA HIGH SCHOOL	11TH	0	0	0	0	0	0	0	14	8	22		
0940	BIG SANDY 100J	7922	SIMLA HIGH SCHOOL	12TH	0	0	0	0	0	1	0	14	10	25		
0940	BIG SANDY 100J	7922	SIMLA HIGH SCHOOL	SCHOOL 1	0	0	1	0	0	1	1	52	38	93		
0940	BIG SANDY 100J		DISTRICT TOTAL		1	3	1	0	1	0	12	8	152	166	344	
0950	ELBERT 200	2570	ELBERT ELEMENTARY SCHOOL	PK	0	0	0	0	0	0	0	0	7	9	16	
0950	ELBERT 200	2570	ELBERT ELEMENTARY SCHOOL	HALF DAY	0	0	2	0	0	0	0	0	2	5	9	
0950	ELBERT 200	2570	ELBERT ELEMENTARY SCHOOL	1ST	0	0	0	0	0	0	0	11	10	21		
0950	ELBERT 200	2570	ELBERT ELEMENTARY SCHOOL	2ND	0	0	0	0	0	0	1	7	6	14		
0950	ELBERT 200	2570	ELBERT ELEMENTARY SCHOOL	3RD	0	0	2	0	0	0	0	7	7	16		
0950	ELBERT 200	2570	ELBERT ELEMENTARY SCHOOL	4TH	0	0	0	0	0	0	0	1	7	10	18	
0950	ELBERT 200	2570	ELBERT ELEMENTARY SCHOOL	5TH	0	0	1	0	0	0	0	7	12	20		
0950	ELBERT 200	2570	ELBERT ELEMENTARY SCHOOL	6TH	0	0	0	0	0	0	0	5	16	21		
0950	ELBERT 200	2570	ELBERT ELEMENTARY SCHOOL	SCHOOL 1	0	0	5	0	0	0	2	53	75	135		
0950	ELBERT 200	2574	ELBERT JUNIOR-SENIOR HIGH SCHOOL	7TH	1	0	1	0	0	0	0	11	13	26		
0950	ELBERT 200	2574	ELBERT JUNIOR-SENIOR HIGH SCHOOL	8TH	1	0	0	0	0	0	0	10	8	19		
0950	ELBERT 200	2574	ELBERT JUNIOR-SENIOR HIGH SCHOOL	9TH	0	0	0	0	0	0	0	3	12	15		
0950	ELBERT 200	2574	ELBERT JUNIOR-SENIOR HIGH SCHOOL	10TH	0	0	0	0	0	0	1	10	12	23		
0950	ELBERT 200	2574	ELBERT JUNIOR-SENIOR HIGH SCHOOL	11TH	0	0	0	0	0	0	2	6	6	14		
0950	ELBERT 200	2574	ELBERT JUNIOR-SENIOR HIGH SCHOOL	12TH	0	0	0	0	0	0	0	12	8	20		
0950	ELBERT 200	2574	ELBERT JUNIOR-SENIOR HIGH SCHOOL	SCHOOL 1	2	0	1	0	0	0	3	52	59	117		
0950	ELBERT 200		DISTRICT TOTAL		2	0	6	0	0	0	0	5	105	134	252	
0960	AGATE 300	0044	AGATE ELEMENTARY SCHOOL	KINDERG/	0	0	0	0	0	0	0	0	1	0	1	
0960	AGATE 300	0044	AGATE ELEMENTARY SCHOOL	1ST	0	0	0	1	0	0	0	0	1	1	3	
0960	AGATE 300	0044	AGATE ELEMENTARY SCHOOL	2ND	0	0	1	0	0	0	1	2	2	6		
0960	AGATE 300	0044	AGATE ELEMENTARY SCHOOL	3RD	0	0	0	0	0	0	1	0	1	2		
0960	AGATE 300	0044	AGATE ELEMENTARY SCHOOL	5TH	0	0	0	0	0	0	1	1	2	5		
0960	AGATE 300	0044	AGATE ELEMENTARY SCHOOL	SCHOOL 1	0	0	1	1	0	2	2	5	6	17		
0960	AGATE 300	0048	AGATE JUNIOR-SENIOR HIGH SCHOOL	6TH	0	0	1	0	1	0	0	2	2	6		
0960	AGATE 300	0048	AGATE JUNIOR-SENIOR HIGH SCHOOL	7TH	0	0	0	0	0	1	0	2	2	5		
0960	AGATE 300	0048	AGATE JUNIOR-SENIOR HIGH SCHOOL	8TH	0	0	0	0	0	0	0	2	2	4		
0960	AGATE 300	0048	AGATE JUNIOR-SENIOR HIGH SCHOOL	9TH	0	0	0	0	0	0	0	3	4	7		
0960	AGATE 300	0048	AGATE JUNIOR-SENIOR HIGH SCHOOL	10TH	0	0	0	0	0	0	0	1	4	5		
0960	AGATE 300	0048	AGATE JUNIOR-SENIOR HIGH SCHOOL	11TH	0	0	0	0	0	1	1	6	4	12		
0960	AGATE 300	0048	AGATE JUNIOR-SENIOR HIGH SCHOOL	12TH	0	0	0	1	1	0	0	1	5	8		
0960	AGATE 300	0048	AGATE JUNIOR-SENIOR HIGH SCHOOL	SCHOOL 1	0	0	1	1	2	0	2	17	23	47		
0960	AGATE 300		DISTRICT TOTAL		0	0	2	2	2	0	4	3	22	29	64	
0970	CALHAN RJ-1	0035	FRONTIER CHARTER ACADEMY	KINDERG/	0	0	0	0	0	2	0	7	9	18		
0970	CALHAN RJ-1	0035	FRONTIER CHARTER ACADEMY	1ST	0	0	0	0	0	0	0	9	11	20		
0970	CALHAN RJ-1	0035	FRONTIER CHARTER ACADEMY	2ND	0	0	0	0	0	0	1	7	7	15		
0970	CALHAN RJ-1	0035	FRONTIER CHARTER ACADEMY	3RD	0	0	0	0	0	0	0	4	4	8		
0970	CALHAN RJ-1	0035	FRONTIER CHARTER ACADEMY	4TH	0	0	0	0	0	0	0	3	4	7		
0970	CALHAN RJ-1	0035	FRONTIER CHARTER ACADEMY	5TH	0	0	0	0	0	0	1	2	1	4		
0970	CALHAN RJ-1	0035	FRONTIER CHARTER ACADEMY	6TH	1	0	0	0	0	0	0	2	4	7		
0970	CALHAN RJ-1	0035	FRONTIER CHARTER ACADEMY	SCHOOL 1	1	0	0	0	0	2	0	34	40	79		
0970	CALHAN RJ-1	1210	CALHAN ELEMENTARY SCHOOL	PK	0	0	0	0	0	1	0	12	14	27		
0970	CALHAN RJ-1	1210	CALHAN ELEMENTARY SCHOOL	HALF DAY	0	0	0	0	0	0	0	1	0	1		
0970	CALHAN RJ-1	1210	CALHAN ELEMENTARY SCHOOL	KINDERG/	0	0	0	0	0	1	0	15	17	33		
0970	CALHAN RJ-1	1210	CALHAN ELEMENTARY SCHOOL	1ST	0	0	0	0	0	1	1	12	17	31		
0970	CALHAN RJ-1	1210	CALHAN ELEMENTARY SCHOOL	2ND	0	0	0	0	0	1	2	19	11	33		
0970	CALHAN RJ-1	1210	CALHAN ELEMENTARY SCHOOL	3RD	0	0	0	0	0	2	1	21	14	38		
0970	CALHAN RJ-1	1210	CALHAN ELEMENTARY SCHOOL	4TH	0	0	0	0	0	0	0	21	14	35		
0970	CALHAN RJ-1	1210	CALHAN ELEMENTARY SCHOOL	5TH	0	0	3	0	0	1	2	0	17	21	44	
0970	CALHAN RJ-1	1210	CALHAN ELEMENTARY SCHOOL	SCHOOL 1	0	0	3	0	0	8	4	118	108	242		
0970	CALHAN RJ-1	1215	CALHAN MIDDLE SCHOOL	6TH	0	0	1	0	0	1	0	16	16	34		
0970	CALHAN RJ-1	1215	CALHAN MIDDLE SCHOOL	7TH	0	1	1	2	0	0	1	24	15	44		
0970	CALHAN RJ-1	1215	CALHAN MIDDLE SCHOOL	8TH	0	0	0	2	0	1	1	18	17	40		
0970	CALHAN RJ-1	1215	CALHAN MIDDLE SCHOOL	SCHOOL 1	0	1	2	4	0	2	1	58	48	118		
0970	CALHAN RJ-1	1218	CALHAN HIGH SCHOOL	9TH	0	0	1	0	0	0	1	1	22	26	51	

COLORADO DEPARTMENT OF EDUCATION
FALL 2007 PUPIL MEMBERSHIP BY DISTRICT, SCHOOL, GRADE, RACE/ETHNICITY, AND GENDER

District Code	DISTRICT	School Code	SCHOOL	GRADE	AMERICAN INDIAN OR ALASKAN NATIVE		AMERICAN INDIAN OR ALASKAN NATIVE		ASIAN OR PACIFIC ISLANDER		BLACK (NOT HISPANIC)		BLACK (NOT HISPANIC)		WHITE (NOT HISPANIC)		WHITE (NOT HISPANIC)		Total
					Female	Male	Female	Male	Female	Male	Female	Male	Female	Male	Female	Male	Female	Male	
0970	CALHAN R.J-1	1218	CALHAN HIGH SCHOOL	10TH	0	0	1	1	0	1	1	0	1	0	18	27			49
0970	CALHAN R.J-1	1218	CALHAN HIGH SCHOOL	11TH	0	0	3	1	0	0	0	0	0	1	26	24			54
0970	CALHAN R.J-1	1218	CALHAN HIGH SCHOOL	12TH	0	0	0	0	0	0	0	0	1	1	27	26			55
0970	CALHAN R.J-1	1218	CALHAN HIGH SCHOOL	SCHOOL 1	0	0	5	2	0	1	3	2	93	103					209
0970	CALHAN R.J-1		DISTRICT TOTAL		1	1	10	6	0	6	12	10	303	299					648
0980	HARRISON 2	0029	ADULT & FAMILY LITERACY	12TH	4	1	2	2	8	8	40	29	16	17					127
0980	HARRISON 2	0029	ADULT & FAMILY LITERACY	SCHOOL 1	4	1	2	2	8	8	40	29	16	17					127
0980	HARRISON 2	1000	BRICKER ELEMENTARY SCHOOL	PK	0	2	5	0	6	5	17	17	3	10					65
0980	HARRISON 2	1000	BRICKER ELEMENTARY SCHOOL	HALF DAY	0	3	0	3	10	11	23	19	9	17					95
0980	HARRISON 2	1000	BRICKER ELEMENTARY SCHOOL	1ST	1	1	0	0	7	9	13	11	15	5					62
0980	HARRISON 2	1000	BRICKER ELEMENTARY SCHOOL	2ND	2	0	0	1	13	5	21	15	11	7					75
0980	HARRISON 2	1000	BRICKER ELEMENTARY SCHOOL	3RD	0	0	0	0	4	11	12	17	9	12					65
0980	HARRISON 2	1000	BRICKER ELEMENTARY SCHOOL	4TH	1	0	2	0	11	11	12	9	6	5					57
0980	HARRISON 2	1000	BRICKER ELEMENTARY SCHOOL	5TH	0	0	0	1	8	10	13	11	12	9					64
0980	HARRISON 2	1000	BRICKER ELEMENTARY SCHOOL	SCHOOL 1	4	6	7	5	59	62	111	99	65	65					483
0980	HARRISON 2	1306	CARMEL MIDDLE SCHOOL	6TH	0	1	3	0	18	13	38	33	11	13					130
0980	HARRISON 2	1306	CARMEL MIDDLE SCHOOL	7TH	2	2	7	6	18	22	35	41	16	16					165
0980	HARRISON 2	1306	CARMEL MIDDLE SCHOOL	8TH	1	2	5	3	21	19	39	31	21	15					157
0980	HARRISON 2	1306	CARMEL MIDDLE SCHOOL	SCHOOL 1	3	5	15	9	57	54	112	105	48	44					452
0980	HARRISON 2	1383	CENTENNIAL ELEMENTARY SCHOOL	PK	0	1	0	0	3	8	9	8	6	2					37
0980	HARRISON 2	1383	CENTENNIAL ELEMENTARY SCHOOL	HALF DAY	0	1	0	2	7	9	5	11	5	3					43
0980	HARRISON 2	1383	CENTENNIAL ELEMENTARY SCHOOL	KINDERG/	0	0	0	1	3	4	8	5	4	5					30
0980	HARRISON 2	1383	CENTENNIAL ELEMENTARY SCHOOL	1ST	1	1	1	1	11	12	10	16	7	9					69
0980	HARRISON 2	1383	CENTENNIAL ELEMENTARY SCHOOL	2ND	0	0	0	1	13	14	17	12	3	7					68
0980	HARRISON 2	1383	CENTENNIAL ELEMENTARY SCHOOL	3RD	0	0	2	0	13	18	6	14	1	5					60
0980	HARRISON 2	1383	CENTENNIAL ELEMENTARY SCHOOL	4TH	0	0	2	2	13	14	9	13	2	8					61
0980	HARRISON 2	1383	CENTENNIAL ELEMENTARY SCHOOL	5TH	0	1	1	1	11	9	9	11	1	3					47
0980	HARRISON 2	1383	CENTENNIAL ELEMENTARY SCHOOL	SCHOOL 1	1	4	6	8	74	88	73	90	29	42					415
0980	HARRISON 2	1490	CHAMBERLIN ELEMENTARY SCHOOL	PK	0	0	0	2	0	0	7	4	2	5					20
0980	HARRISON 2	1490	CHAMBERLIN ELEMENTARY SCHOOL	HALF DAY	0	1	0	0	0	0	3	7	2	1					14
0980	HARRISON 2	1490	CHAMBERLIN ELEMENTARY SCHOOL	KINDERG/	0	0	0	0	1	1	1	5	3	3					14
0980	HARRISON 2	1490	CHAMBERLIN ELEMENTARY SCHOOL	1ST	0	0	0	1	1	4	5	3	4	19					19
0980	HARRISON 2	1490	CHAMBERLIN ELEMENTARY SCHOOL	2ND	0	0	0	1	3	0	11	2	6	8					31
0980	HARRISON 2	1490	CHAMBERLIN ELEMENTARY SCHOOL	3RD	0	0	1	0	0	3	5	11	7	8					35
0980	HARRISON 2	1490	CHAMBERLIN ELEMENTARY SCHOOL	4TH	0	0	1	0	0	4	10	6	5	26					26
0980	HARRISON 2	1490	CHAMBERLIN ELEMENTARY SCHOOL	5TH	0	1	0	0	1	2	9	9	7	3					33
0980	HARRISON 2	1490	CHAMBERLIN ELEMENTARY SCHOOL	SCHOOL 1	1	2	2	4	6	7	44	53	36	37					192
0980	HARRISON 2	3392	GIBERSON ELEMENTARY SCHOOL	PK	0	1	1	2	5	6	3	10	2	7					37
0980	HARRISON 2	3392	GIBERSON ELEMENTARY SCHOOL	HALF DAY	0	0	2	2	7	1	7	9	10	8					46
0980	HARRISON 2	3392	GIBERSON ELEMENTARY SCHOOL	KINDERG/	0	0	0	0	3	4	2	4	2	16					16
0980	HARRISON 2	3392	GIBERSON ELEMENTARY SCHOOL	1ST	2	0	2	3	7	11	8	8	10	59					59
0980	HARRISON 2	3392	GIBERSON ELEMENTARY SCHOOL	2ND	1	0	1	0	4	10	15	15	9	8					63
0980	HARRISON 2	3392	GIBERSON ELEMENTARY SCHOOL	3RD	0	0	1	2	6	8	7	20	5	8					57
0980	HARRISON 2	3392	GIBERSON ELEMENTARY SCHOOL	4TH	0	0	1	0	6	11	21	13	5	10					67
0980	HARRISON 2	3392	GIBERSON ELEMENTARY SCHOOL	5TH	1	0	1	0	12	14	12	8	5	5					58
0980	HARRISON 2	3392	GIBERSON ELEMENTARY SCHOOL	6TH	0	1	0	0	2	3	10	7	4	4					31
0980	HARRISON 2	3392	GIBERSON ELEMENTARY SCHOOL	SCHOOL 1	4	2	9	9	52	65	87	92	52	62					434
0980	HARRISON 2	3522	FOX MEADOW MIDDLE SCHOOL	6TH	4	3	2	4	11	15	32	30	21	26					148
0980	HARRISON 2	3522	FOX MEADOW MIDDLE SCHOOL	7TH	2	1	7	4	17	15	38	45	36	30					195
0980	HARRISON 2	3522	FOX MEADOW MIDDLE SCHOOL	8TH	2	5	5	9	18	14	31	35	28	34					181
0980	HARRISON 2	3522	FOX MEADOW MIDDLE SCHOOL	SCHOOL 1	8	9	14	17	46	44	101	110	85	90					524
0980	HARRISON 2	3806	HARRISON HIGH SCHOOL	9TH	3	2	8	6	20	29	66	92	38	41					305
0980	HARRISON 2	3806	HARRISON HIGH SCHOOL	10TH	5	4	8	5	23	28	58	70	28	38					267
0980	HARRISON 2	3806	HARRISON HIGH SCHOOL	11TH	2	6	10	5	23	26	49	48	30	34					233
0980	HARRISON 2	3806	HARRISON HIGH SCHOOL	12TH	3	3	9	12	19	19	49	31	44	34					223
0980	HARRISON 2	3806	HARRISON HIGH SCHOOL	SCHOOL 1	13	15	35	28	85	102	222	241	140	147					1,028
0980	HARRISON 2	4378	JAMES IRWIN CHARTER HIGH SCHOOL	9TH	2	1	6	4	6	9	16	12	35	34					125
0980	HARRISON 2	4378	JAMES IRWIN CHARTER HIGH SCHOOL	10TH	1	0	6	4	6	3	9	9	28	31					97
0980	HARRISON 2	4378	JAMES IRWIN CHARTER HIGH SCHOOL	11TH	0	0	4	2	6	1	4	6	30	17					70
0980	HARRISON 2	4378	JAMES IRWIN CHARTER HIGH SCHOOL	12TH	0	0	3	1	1	1	7	2	23	22					60
0980	HARRISON 2	4378	JAMES IRWIN CHARTER HIGH SCHOOL	SCHOOL 1	3	1	19	11	19	14	36	29	116	104					352
0980	HARRISON 2	4379	JAMES IRWIN CHARTER MIDDLE SCHOOL	6TH	0	0	3	3	7	12	16	15	39	25					120
0980	HARRISON 2	4379	JAMES IRWIN CHARTER MIDDLE SCHOOL	7TH	2	2	3	2	11	14	12	13	36	31					126
0980	HARRISON 2	4379	JAMES IRWIN CHARTER MIDDLE SCHOOL	8TH	2	0	2	2	7	9	11	8	35	24					100
0980	HARRISON 2	4379	JAMES IRWIN CHARTER MIDDLE SCHOOL	SCHOOL 1	4	2	8	7	25	35	39	36	110	80					346
0980	HARRISON 2	4380	JAMES IRWIN CHARTER ELEMENTARY SCHOOL	HALF DAY	0	0	3	4	9	9	10	7	30	21					93
0980	HARRISON 2	4380	JAMES IRWIN CHARTER ELEMENTARY SCHOOL	1ST	0	1	1	3	4	6	10	9	13	23					70

COLORADO DEPARTMENT OF EDUCATION
FALL 2007 PUPIL MEMBERSHIP BY DISTRICT, SCHOOL, GRADE, RACE/ETHNICITY, AND GENDER


District Code	DISTRICT	School Code	SCHOOL	GRADE	AMERICAN INDIAN OR ALASKAN NATIVE		ASIAN OR PACIFIC ISLANDER		BLACK (NOT HISPANIC)		HISPANIC		WHITE (NOT HISPANIC)		Total
					FEMALE	MALE	FEMALE	MALE	FEMALE	MALE	FEMALE	MALE	FEMALE	MALE	
0980	HARRISON 2	4380	JAMES IRWIN CHARTER ELEMENTARY SCHOOL	2ND	0	1	2	1	5	4	8	6	13	28	68
0980	HARRISON 2	4380	JAMES IRWIN CHARTER ELEMENTARY SCHOOL	3RD	1	0	1	1	2	4	5	2	22	16	54
0980	HARRISON 2	4380	JAMES IRWIN CHARTER ELEMENTARY SCHOOL	4TH	0	0	3	2	5	4	3	5	11	22	55
0980	HARRISON 2	4380	JAMES IRWIN CHARTER ELEMENTARY SCHOOL	5TH	0	1	1	1	0	1	5	5	20	18	52
0980	HARRISON 2	4380	JAMES IRWIN CHARTER ELEMENTARY SCHOOL	SCHOOL 1	1	3	11	12	25	28	41	34	109	128	392
0980	HARRISON 2	6018	MONTEREY ELEMENTARY SCHOOL	PK	0	0	1	0	1	2	4	4	1	7	20
0980	HARRISON 2	6018	MONTEREY ELEMENTARY SCHOOL	HALF DAY	0	1	1	0	6	1	7	7	9	6	38
0980	HARRISON 2	6018	MONTEREY ELEMENTARY SCHOOL	KINDERG/	0	0	0	0	2	1	5	6	1	0	15
0980	HARRISON 2	6018	MONTEREY ELEMENTARY SCHOOL	1ST	0	0	0	1	5	6	15	11	5	14	57
0980	HARRISON 2	6018	MONTEREY ELEMENTARY SCHOOL	2ND	1	0	1	2	4	1	23	20	7	8	67
0980	HARRISON 2	6018	MONTEREY ELEMENTARY SCHOOL	3RD	0	1	0	0	3	4	13	28	9	9	67
0980	HARRISON 2	6018	MONTEREY ELEMENTARY SCHOOL	4TH	1	0	0	4	2	1	17	8	5	4	42
0980	HARRISON 2	6018	MONTEREY ELEMENTARY SCHOOL	5TH	1	0	0	2	3	0	22	18	6	4	56
0980	HARRISON 2	6018	MONTEREY ELEMENTARY SCHOOL	SCHOOL 1	3	2	3	9	26	16	106	102	43	52	362
0980	HARRISON 2	6162	MOUNTAIN VISTA COMMUNITY SCHOOL	HALF DAY	0	1	1	2	3	5	9	7	7	4	39
0980	HARRISON 2	6162	MOUNTAIN VISTA COMMUNITY SCHOOL	1ST	1	0	1	1	5	8	11	5	5	5	42
0980	HARRISON 2	6162	MOUNTAIN VISTA COMMUNITY SCHOOL	2ND	0	0	2	1	5	10	7	14	1	12	52
0980	HARRISON 2	6162	MOUNTAIN VISTA COMMUNITY SCHOOL	3RD	2	0	0	3	5	5	10	11	6	4	46
0980	HARRISON 2	6162	MOUNTAIN VISTA COMMUNITY SCHOOL	4TH	0	0	2	1	1	6	9	11	8	5	43
0980	HARRISON 2	6162	MOUNTAIN VISTA COMMUNITY SCHOOL	5TH	0	0	0	1	4	5	9	7	6	12	44
0980	HARRISON 2	6162	MOUNTAIN VISTA COMMUNITY SCHOOL	6TH	1	0	0	2	3	11	12	18	11	8	66
0980	HARRISON 2	6162	MOUNTAIN VISTA COMMUNITY SCHOOL	7TH	0	0	0	0	9	7	13	19	14	13	75
0980	HARRISON 2	6162	MOUNTAIN VISTA COMMUNITY SCHOOL	8TH	0	0	0	2	4	4	21	16	6	4	57
0980	HARRISON 2	6162	MOUNTAIN VISTA COMMUNITY SCHOOL	SCHOOL 1	4	0	6	13	39	61	101	108	64	67	464
0980	HARRISON 2	6244	NEW HORIZONS DAY SCHOOL	7TH	0	0	0	0	0	2	1	1	0	0	4
0980	HARRISON 2	6244	NEW HORIZONS DAY SCHOOL	8TH	0	0	0	0	1	6	3	2	0	2	14
0980	HARRISON 2	6244	NEW HORIZONS DAY SCHOOL	9TH	0	0	0	0	2	0	7	8	3	5	26
0980	HARRISON 2	6244	NEW HORIZONS DAY SCHOOL	10TH	0	0	0	0	7	3	7	4	10	11	42
0980	HARRISON 2	6244	NEW HORIZONS DAY SCHOOL	11TH	0	0	1	0	2	7	7	11	7	8	43
0980	HARRISON 2	6244	NEW HORIZONS DAY SCHOOL	12TH	0	2	3	1	9	9	19	19	10	8	80
0980	HARRISON 2	6244	NEW HORIZONS DAY SCHOOL	SCHOOL 1	0	3	4	1	21	27	44	45	30	34	209
0980	HARRISON 2	6460	OAK CREEK ELEMENTARY SCHOOL	PK	0	0	2	2	1	0	0	6	5	8	24
0980	HARRISON 2	6460	OAK CREEK ELEMENTARY SCHOOL	HALF DAY	0	2	1	1	1	1	27	27	10	17	87
0980	HARRISON 2	6460	OAK CREEK ELEMENTARY SCHOOL	1ST	0	0	1	0	3	3	16	27	5	11	68
0980	HARRISON 2	6460	OAK CREEK ELEMENTARY SCHOOL	2ND	0	0	1	1	1	3	3	10	6	7	32
0980	HARRISON 2	6460	OAK CREEK ELEMENTARY SCHOOL	3RD	2	0	0	0	5	10	7	9	4	40	40
0980	HARRISON 2	6460	OAK CREEK ELEMENTARY SCHOOL	4TH	0	0	1	3	1	9	3	11	9	37	37
0980	HARRISON 2	6460	OAK CREEK ELEMENTARY SCHOOL	5TH	0	1	2	2	1	8	5	7	9	36	36
0980	HARRISON 2	6460	OAK CREEK ELEMENTARY SCHOOL	SCHOOL 1	2	6	9	7	10	14	73	85	53	65	324
0980	HARRISON 2	6578	OTERO ELEMENTARY SCHOOL	PK	0	0	0	1	3	1	0	4	4	7	20
0980	HARRISON 2	6578	OTERO ELEMENTARY SCHOOL	HALF DAY	0	0	3	3	7	3	10	5	9	12	52
0980	HARRISON 2	6578	OTERO ELEMENTARY SCHOOL	1ST	0	1	1	4	8	14	9	9	10	15	71
0980	HARRISON 2	6578	OTERO ELEMENTARY SCHOOL	2ND	0	0	3	4	6	5	9	7	13	10	57
0980	HARRISON 2	6578	OTERO ELEMENTARY SCHOOL	3RD	0	0	3	4	6	6	7	11	11	10	58
0980	HARRISON 2	6578	OTERO ELEMENTARY SCHOOL	4TH	0	0	2	2	3	5	6	9	10	11	48
0980	HARRISON 2	6578	OTERO ELEMENTARY SCHOOL	5TH	0	0	4	1	5	6	10	5	12	13	56
0980	HARRISON 2	6578	OTERO ELEMENTARY SCHOOL	6TH	0	0	2	0	3	0	2	0	3	8	18
0980	HARRISON 2	6578	OTERO ELEMENTARY SCHOOL	SCHOOL 1	0	1	18	19	41	40	53	50	72	86	380
0980	HARRISON 2	6686	PANORAMA MIDDLE SCHOOL	6TH	0	3	3	2	37	27	31	29	18	22	172
0980	HARRISON 2	6686	PANORAMA MIDDLE SCHOOL	7TH	2	3	9	8	41	34	31	45	32	29	234
0980	HARRISON 2	6686	PANORAMA MIDDLE SCHOOL	8TH	3	2	6	0	38	46	46	48	31	32	252
0980	HARRISON 2	6686	PANORAMA MIDDLE SCHOOL	SCHOOL 1	5	8	18	10	116	107	108	122	81	83	658
0980	HARRISON 2	6936	PIKES PEAK ELEMENTARY SCHOOL	PK	0	0	0	0	0	0	5	13	0	0	18
0980	HARRISON 2	6936	PIKES PEAK ELEMENTARY SCHOOL	HALF DAY	0	1	0	1	8	2	11	24	4	3	54
0980	HARRISON 2	6936	PIKES PEAK ELEMENTARY SCHOOL	KINDERG/	0	0	0	0	0	1	4	5	4	2	16
0980	HARRISON 2	6936	PIKES PEAK ELEMENTARY SCHOOL	1ST	1	0	2	2	6	11	21	20	5	8	76
0980	HARRISON 2	6936	PIKES PEAK ELEMENTARY SCHOOL	2ND	0	1	0	0	7	8	24	23	5	6	74
0980	HARRISON 2	6936	PIKES PEAK ELEMENTARY SCHOOL	3RD	0	0	0	3	4	8	9	14	3	11	52
0980	HARRISON 2	6936	PIKES PEAK ELEMENTARY SCHOOL	4TH	0	0	3	3	4	8	14	17	5	2	56
0980	HARRISON 2	6936	PIKES PEAK ELEMENTARY SCHOOL	5TH	2	0	3	0	4	4	17	11	6	7	54
0980	HARRISON 2	6936	PIKES PEAK ELEMENTARY SCHOOL	SCHOOL 1	3	2	8	9	33	42	105	127	32	39	400
0980	HARRISON 2	7611	SAND CREEK ELEMENTARY SCHOOL	PK	0	0	0	0	2	0	5	13	0	3	23
0980	HARRISON 2	7611	SAND CREEK ELEMENTARY SCHOOL	HALF DAY	4	2	0	3	7	4	13	18	6	12	69
0980	HARRISON 2	7611	SAND CREEK ELEMENTARY SCHOOL	1ST	5	3	3	0	10	9	19	21	11	14	95
0980	HARRISON 2	7611	SAND CREEK ELEMENTARY SCHOOL	2ND	1	3	6	2	8	14	20	18	10	9	91
0980	HARRISON 2	7611	SAND CREEK ELEMENTARY SCHOOL	3RD	1	3	1	1	11	3	16	11	8	14	69
0980	HARRISON 2	7611	SAND CREEK ELEMENTARY SCHOOL	4TH	2	4	3	2	12	9	18	17	11	11	89

COLORADO DEPARTMENT OF EDUCATION
FALL 2007 PUPIL MEMBERSHIP BY DISTRICT, SCHOOL, GRADE, RACE/ETHNICITY, AND GENDER

District Code	DISTRICT	School Code	SCHOOL	GRADE	AMERICAN INDIAN OR ALASKAN NATIVE	AMERICAN INDIAN OR ALASKAN NATIVE	ASIAN OR PACIFIC ISLANDER	ASIAN OR PACIFIC ISLANDER	BLACK (NOT HISPANIC)	BLACK (NOT HISPANIC)	HISPANIC	HISPANIC	WHITE (NOT HISPANIC)	WHITE (NOT HISPANIC)	Total
					FEMALE	MALE	FEMALE	MALE	FEMALE	MALE	FEMALE	MALE	FEMALE	MALE	
0980	HARRISON 2	7611	SAND CREEK ELEMENTARY SCHOOL	5TH	0	3	2	0	16	10	11	20	10	2	74
0980	HARRISON 2	7611	SAND CREEK ELEMENTARY SCHOOL	SCHOOL 1	13	18	15	8	66	49	102	118	56	65	510
0980	HARRISON 2	7882	SIERRA HIGH SCHOOL	9TH	3	4	4	12	48	59	49	65	27	44	315
0980	HARRISON 2	7882	SIERRA HIGH SCHOOL	10TH	2	1	6	11	47	55	51	53	33	39	298
0980	HARRISON 2	7882	SIERRA HIGH SCHOOL	11TH	3	0	9	1	57	54	47	40	35	42	288
0980	HARRISON 2	7882	SIERRA HIGH SCHOOL	12TH	1	3	5	12	56	58	32	31	35	41	274
0980	HARRISON 2	7882	SIERRA HIGH SCHOOL	SCHOOL 1	9	8	24	36	208	226	179	189	130	166	1,175
0980	HARRISON 2	8034	SOARING EAGLES ELEMENTARY SCHOOL	PK	0	0	0	0	2	0	5	6	5	6	24
0980	HARRISON 2	8034	SOARING EAGLES ELEMENTARY SCHOOL	HALF DAY	0	1	1	3	4	7	14	14	17	13	74
0980	HARRISON 2	8034	SOARING EAGLES ELEMENTARY SCHOOL	1ST	1	4	2	6	6	13	15	11	13	71	101
0980	HARRISON 2	8034	SOARING EAGLES ELEMENTARY SCHOOL	2ND	0	1	2	0	11	8	25	12	21	19	99
0980	HARRISON 2	8034	SOARING EAGLES ELEMENTARY SCHOOL	3RD	0	0	3	1	15	9	12	17	11	13	81
0980	HARRISON 2	8034	SOARING EAGLES ELEMENTARY SCHOOL	4TH	0	0	4	7	6	6	10	14	13	20	80
0980	HARRISON 2	8034	SOARING EAGLES ELEMENTARY SCHOOL	5TH	0	0	4	6	8	4	15	9	16	20	82
0980	HARRISON 2	8034	SOARING EAGLES ELEMENTARY SCHOOL	6TH	0	0	2	3	3	1	8	8	6	14	45
0980	HARRISON 2	8034	SOARING EAGLES ELEMENTARY SCHOOL	SCHOOL 1	0	3	20	22	55	41	102	95	100	118	556
0980	HARRISON 2	8337	STRATMOOR HILLS ELEMENTARY SCHOOL	PK	0	0	1	1	3	9	15	7	10	14	60
0980	HARRISON 2	8337	STRATMOOR HILLS ELEMENTARY SCHOOL	HALF DAY	0	2	3	1	2	3	9	9	9	12	50
0980	HARRISON 2	8337	STRATMOOR HILLS ELEMENTARY SCHOOL	1ST	2	1	1	1	3	3	9	11	7	13	51
0980	HARRISON 2	8337	STRATMOOR HILLS ELEMENTARY SCHOOL	2ND	0	0	0	1	5	10	5	12	9	9	51
0980	HARRISON 2	8337	STRATMOOR HILLS ELEMENTARY SCHOOL	3RD	1	2	0	1	2	4	6	8	8	7	39
0980	HARRISON 2	8337	STRATMOOR HILLS ELEMENTARY SCHOOL	4TH	1	0	0	1	7	5	7	7	5	5	38
0980	HARRISON 2	8337	STRATMOOR HILLS ELEMENTARY SCHOOL	5TH	1	0	0	0	2	2	11	5	8	7	36
0980	HARRISON 2	8337	STRATMOOR HILLS ELEMENTARY SCHOOL	6TH	1	0	1	0	0	1	3	4	1	4	15
0980	HARRISON 2	8337	STRATMOOR HILLS ELEMENTARY SCHOOL	SCHOOL 1	6	5	6	6	24	37	65	63	57	71	340
0980	HARRISON 2	8350	STRATTON MEADOWS ELEMENTARY SCHOOL	PK	0	0	0	2	1	14	14	4	4	4	42
0980	HARRISON 2	8350	STRATTON MEADOWS ELEMENTARY SCHOOL	HALF DAY	0	0	0	1	3	2	6	4	3	4	23
0980	HARRISON 2	8350	STRATTON MEADOWS ELEMENTARY SCHOOL	KINDERG/	1	0	0	0	1	3	10	8	4	2	30
0980	HARRISON 2	8350	STRATTON MEADOWS ELEMENTARY SCHOOL	1ST	0	3	1	0	6	5	11	11	7	3	47
0980	HARRISON 2	8350	STRATTON MEADOWS ELEMENTARY SCHOOL	2ND	0	1	2	2	6	6	11	17	7	6	58
0980	HARRISON 2	8350	STRATTON MEADOWS ELEMENTARY SCHOOL	3RD	2	1	1	0	4	5	12	9	4	6	44
0980	HARRISON 2	8350	STRATTON MEADOWS ELEMENTARY SCHOOL	4TH	0	0	0	0	4	4	8	8	8	4	37
0980	HARRISON 2	8350	STRATTON MEADOWS ELEMENTARY SCHOOL	5TH	3	0	2	2	3	5	11	10	3	6	45
0980	HARRISON 2	8350	STRATTON MEADOWS ELEMENTARY SCHOOL	SCHOOL 1	8	6	6	7	29	31	83	81	40	35	326
0980	HARRISON 2	8923	TURMAN ELEMENTARY SCHOOL	PK	0	0	0	0	4	4	10	13	5	4	40
0980	HARRISON 2	8923	TURMAN ELEMENTARY SCHOOL	HALF DAY	0	0	1	0	9	4	9	8	3	4	38
0980	HARRISON 2	8923	TURMAN ELEMENTARY SCHOOL	KINDERG/	0	1	0	0	4	1	5	1	1	1	14
0980	HARRISON 2	8923	TURMAN ELEMENTARY SCHOOL	1ST	1	0	1	1	10	10	13	4	8	9	57
0980	HARRISON 2	8923	TURMAN ELEMENTARY SCHOOL	2ND	1	1	0	0	13	9	6	14	6	10	60
0980	HARRISON 2	8923	TURMAN ELEMENTARY SCHOOL	3RD	0	0	1	0	6	6	4	14	7	8	46
0980	HARRISON 2	8923	TURMAN ELEMENTARY SCHOOL	4TH	0	1	0	0	14	9	8	3	5	7	47
0980	HARRISON 2	8923	TURMAN ELEMENTARY SCHOOL	5TH	0	0	2	1	9	8	5	6	7	8	46
0980	HARRISON 2	8923	TURMAN ELEMENTARY SCHOOL	SCHOOL 1	2	3	5	2	69	51	60	63	42	51	348
0980	HARRISON 2	8940	SHIVERS ACADEMY CHARTER SCHOOL	9TH	0	0	0	0	1	2	0	0	0	0	3
0980	HARRISON 2	8940	SHIVERS ACADEMY CHARTER SCHOOL	10TH	0	0	0	0	2	1	0	2	1	1	7
0980	HARRISON 2	8940	SHIVERS ACADEMY CHARTER SCHOOL	11TH	0	0	0	1	1	1	2	0	0	0	6
0980	HARRISON 2	8940	SHIVERS ACADEMY CHARTER SCHOOL	12TH	0	0	0	0	5	5	0	1	2	0	13
0980	HARRISON 2	8940	SHIVERS ACADEMY CHARTER SCHOOL	SCHOOL 1	0	0	0	1	8	8	3	5	3	1	29
0980	HARRISON 2	9602	WILDFLOWER ELEMENTARY SCHOOL	PK	1	0	0	2	4	4	7	7	3	9	37
0980	HARRISON 2	9602	WILDFLOWER ELEMENTARY SCHOOL	HALF DAY	1	0	1	2	4	4	8	3	7	14	44
0980	HARRISON 2	9602	WILDFLOWER ELEMENTARY SCHOOL	1ST	0	0	0	6	6	7	6	4	11	9	49
0980	HARRISON 2	9602	WILDFLOWER ELEMENTARY SCHOOL	2ND	0	1	3	1	5	12	9	6	9	12	58
0980	HARRISON 2	9602	WILDFLOWER ELEMENTARY SCHOOL	3RD	0	0	0	0	9	6	6	7	5	8	41
0980	HARRISON 2	9602	WILDFLOWER ELEMENTARY SCHOOL	4TH	1	1	2	2	12	10	2	12	7	9	58
0980	HARRISON 2	9602	WILDFLOWER ELEMENTARY SCHOOL	5TH	0	0	1	1	7	12	9	5	10	9	54
0980	HARRISON 2	9602	WILDFLOWER ELEMENTARY SCHOOL	SCHOOL 1	3	2	7	14	47	55	47	44	52	70	341
0980	HARRISON 2		DISTRICT TOTAL		102	120	277	276	1,248	1,312	2,137	2,215	1,661	1,819	11,167
0990	WIDEFIELD 3	0000	NOT IN A SCHOOL	7TH	0	0	0	0	0	0	0	0	0	1	1
0990	WIDEFIELD 3	0000	NOT IN A SCHOOL	10TH	0	0	0	0	0	1	0	1	2	1	5
0990	WIDEFIELD 3	0000	NOT IN A SCHOOL	11TH	0	0	0	0	0	1	0	0	0	0	1
0990	WIDEFIELD 3	0000	NOT IN A SCHOOL	SCHOOL 1	0	0	0	0	1	1	0	1	2	2	7
0990	WIDEFIELD 3	3234	FRENCH ELEMENTARY SCHOOL	HALF DAY	1	1	0	2	1	7	4	2	11	17	46
0990	WIDEFIELD 3	3234	FRENCH ELEMENTARY SCHOOL	KINDERG/	1	0	0	0	8	8	6	3	11	20	57
0990	WIDEFIELD 3	3234	FRENCH ELEMENTARY SCHOOL	1ST	0	0	2	1	5	8	7	6	39	29	98
0990	WIDEFIELD 3	3234	FRENCH ELEMENTARY SCHOOL	2ND	1	1	5	2	8	8	6	4	30	26	91
0990	WIDEFIELD 3	3234	FRENCH ELEMENTARY SCHOOL	3RD	1	0	4	2	7	7	10	10	25	24	90
0990	WIDEFIELD 3	3234	FRENCH ELEMENTARY SCHOOL	4TH	0	0	1	3	7	9	6	11	29	27	93

COLORADO DEPARTMENT OF EDUCATION
FALL 2007 PUPIL MEMBERSHIP BY DISTRICT, SCHOOL, GRADE, RACE/ETHNICITY, AND GENDER

District Code	DISTRICT	School Code	SCHOOL	GRADE	AMERICAN INDIAN OR ALASKAN NATIVE		ASIAN OR PACIFIC ISLANDER		BLACK (NOT HISPANIC)		HISPANIC		WHITE (NOT HISPANIC)		Total
					FEMALE	MALE	FEMALE	MALE	FEMALE	MALE	FEMALE	MALE	FEMALE	MALE	
0990	WIDEFIELD 3	3234	FRENCH ELEMENTARY SCHOOL	5TH	1	2	0	4	9	3	6	9	20	32	86
0990	WIDEFIELD 3	3234	FRENCH ELEMENTARY SCHOOL	6TH	1	1	2	1	2	6	8	9	24	21	75
0990	WIDEFIELD 3	3234	FRENCH ELEMENTARY SCHOOL	SCHOOL 1	7	5	14	15	47	56	53	54	189	196	636
0990	WIDEFIELD 3	4346	TALBOTT ELEMENTARY SCHOOL	HALF DAY	0	0	0	0	2	1	3	5	7	16	34
0990	WIDEFIELD 3	4346	TALBOTT ELEMENTARY SCHOOL	KINDERG/	0	0	0	2	3	3	3	2	11	11	35
0990	WIDEFIELD 3	4346	TALBOTT ELEMENTARY SCHOOL	1ST	0	1	2	1	7	2	5	9	18	19	64
0990	WIDEFIELD 3	4346	TALBOTT ELEMENTARY SCHOOL	2ND	0	0	2	1	3	5	4	8	15	14	52
0990	WIDEFIELD 3	4346	TALBOTT ELEMENTARY SCHOOL	3RD	0	0	3	0	5	2	3	9	22	22	66
0990	WIDEFIELD 3	4346	TALBOTT ELEMENTARY SCHOOL	4TH	1	1	1	3	5	2	4	10	17	21	65
0990	WIDEFIELD 3	4346	TALBOTT ELEMENTARY SCHOOL	5TH	1	1	0	0	5	5	3	1	19	24	59
0990	WIDEFIELD 3	4346	TALBOTT ELEMENTARY SCHOOL	6TH	0	1	0	2	2	8	4	3	15	29	64
0990	WIDEFIELD 3	4346	TALBOTT ELEMENTARY SCHOOL	SCHOOL 1	2	4	8	9	32	28	29	47	124	156	439
0990	WIDEFIELD 3	4394	JANITELL JUNIOR HIGH SCHOOL	7TH	1	3	7	6	19	21	27	22	67	73	246
0990	WIDEFIELD 3	4394	JANITELL JUNIOR HIGH SCHOOL	8TH	3	0	5	5	28	19	25	14	89	58	246
0990	WIDEFIELD 3	4394	JANITELL JUNIOR HIGH SCHOOL	SCHOOL 1	4	3	12	11	47	40	52	36	156	131	492
0990	WIDEFIELD 3	5033	JAMES MADISON CHARTER ACADEMY SCHOOL	KINDERG/	1	0	1	0	2	2	4	1	8	9	28
0990	WIDEFIELD 3	5033	JAMES MADISON CHARTER ACADEMY SCHOOL	1ST	0	0	1	1	6	0	1	1	7	8	25
0990	WIDEFIELD 3	5033	JAMES MADISON CHARTER ACADEMY SCHOOL	2ND	0	0	0	0	1	1	2	4	10	12	30
0990	WIDEFIELD 3	5033	JAMES MADISON CHARTER ACADEMY SCHOOL	3RD	0	0	0	2	3	5	1	2	5	8	26
0990	WIDEFIELD 3	5033	JAMES MADISON CHARTER ACADEMY SCHOOL	4TH	0	0	0	0	3	2	1	1	4	5	16
0990	WIDEFIELD 3	5033	JAMES MADISON CHARTER ACADEMY SCHOOL	5TH	0	0	1	0	3	3	2	3	5	4	21
0990	WIDEFIELD 3	5033	JAMES MADISON CHARTER ACADEMY SCHOOL	6TH	0	0	0	0	0	1	0	1	1	0	3
0990	WIDEFIELD 3	5033	JAMES MADISON CHARTER ACADEMY SCHOOL	7TH	0	0	0	0	3	1	0	1	0	3	8
0990	WIDEFIELD 3	5033	JAMES MADISON CHARTER ACADEMY SCHOOL	SCHOOL 1	1	0	3	3	21	15	11	14	40	49	157
0990	WIDEFIELD 3	5602	MARTIN LUTHER KING JR ELEMENTARY SCHOOL	HALF DAY	0	0	1	0	2	1	1	3	10	8	26
0990	WIDEFIELD 3	5602	MARTIN LUTHER KING JR ELEMENTARY SCHOOL	KINDERG/	0	0	0	0	2	0	3	1	10	7	23
0990	WIDEFIELD 3	5602	MARTIN LUTHER KING JR ELEMENTARY SCHOOL	1ST	0	2	2	1	5	5	6	11	17	22	69
0990	WIDEFIELD 3	5602	MARTIN LUTHER KING JR ELEMENTARY SCHOOL	2ND	0	0	3	1	4	8	6	3	22	19	66
0990	WIDEFIELD 3	5602	MARTIN LUTHER KING JR ELEMENTARY SCHOOL	3RD	0	0	0	3	6	7	6	7	17	22	68
0990	WIDEFIELD 3	5602	MARTIN LUTHER KING JR ELEMENTARY SCHOOL	4TH	0	0	3	0	5	5	7	6	20	20	66
0990	WIDEFIELD 3	5602	MARTIN LUTHER KING JR ELEMENTARY SCHOOL	5TH	1	0	0	3	5	4	4	7	25	18	67
0990	WIDEFIELD 3	5602	MARTIN LUTHER KING JR ELEMENTARY SCHOOL	6TH	0	0	1	0	5	9	5	8	27	21	77
0990	WIDEFIELD 3	5602	MARTIN LUTHER KING JR ELEMENTARY SCHOOL	SCHOOL 1	1	1	10	8	34	39	38	46	148	137	462
0990	WIDEFIELD 3	5841	MESA RIDGE HIGH SCHOOL	9TH	4	1	6	5	29	27	37	109	88	329	88
0990	WIDEFIELD 3	5841	MESA RIDGE HIGH SCHOOL	10TH	5	1	8	4	29	28	28	28	92	89	312
0990	WIDEFIELD 3	5841	MESA RIDGE HIGH SCHOOL	11TH	2	1	5	5	26	28	23	24	95	94	303
0990	WIDEFIELD 3	5841	MESA RIDGE HIGH SCHOOL	12TH	2	2	5	7	29	27	16	20	82	96	286
0990	WIDEFIELD 3	5841	MESA RIDGE HIGH SCHOOL	SCHOOL 1	13	5	24	21	113	110	90	109	378	367	1,230
0990	WIDEFIELD 3	6362	NORTH ELEMENTARY SCHOOL	HALF DAY	0	0	0	1	0	1	4	4	5	6	21
0990	WIDEFIELD 3	6362	NORTH ELEMENTARY SCHOOL	KINDERG/	1	1	0	0	0	1	4	3	2	12	12
0990	WIDEFIELD 3	6362	NORTH ELEMENTARY SCHOOL	1ST	0	0	0	2	2	3	7	3	15	10	42
0990	WIDEFIELD 3	6362	NORTH ELEMENTARY SCHOOL	2ND	0	0	0	2	2	1	4	4	9	16	36
0990	WIDEFIELD 3	6362	NORTH ELEMENTARY SCHOOL	3RD	1	0	3	2	0	1	5	6	10	11	39
0990	WIDEFIELD 3	6362	NORTH ELEMENTARY SCHOOL	4TH	0	0	1	0	3	2	5	6	10	13	40
0990	WIDEFIELD 3	6362	NORTH ELEMENTARY SCHOOL	5TH	0	1	0	1	1	1	10	2	12	13	41
0990	WIDEFIELD 3	6362	NORTH ELEMENTARY SCHOOL	6TH	0	0	1	0	1	2	7	3	12	14	40
0990	WIDEFIELD 3	6362	NORTH ELEMENTARY SCHOOL	SCHOOL 1	2	2	5	6	9	11	43	32	76	85	271
0990	WIDEFIELD 3	6952	PINELLO ELEMENTARY SCHOOL	HALF DAY	1	0	0	0	1	1	4	2	6	9	24
0990	WIDEFIELD 3	6952	PINELLO ELEMENTARY SCHOOL	KINDERG/	0	1	3	0	2	0	2	1	6	8	23
0990	WIDEFIELD 3	6952	PINELLO ELEMENTARY SCHOOL	1ST	0	1	3	2	3	3	8	4	14	23	61
0990	WIDEFIELD 3	6952	PINELLO ELEMENTARY SCHOOL	2ND	1	0	3	0	3	7	6	2	15	13	50
0990	WIDEFIELD 3	6952	PINELLO ELEMENTARY SCHOOL	3RD	0	0	0	1	2	2	4	6	16	13	44
0990	WIDEFIELD 3	6952	PINELLO ELEMENTARY SCHOOL	4TH	0	0	1	1	4	4	5	5	16	13	49
0990	WIDEFIELD 3	6952	PINELLO ELEMENTARY SCHOOL	5TH	0	3	1	1	2	2	7	7	10	17	50
0990	WIDEFIELD 3	6952	PINELLO ELEMENTARY SCHOOL	6TH	0	0	1	0	5	3	4	5	9	10	37
0990	WIDEFIELD 3	6952	PINELLO ELEMENTARY SCHOOL	SCHOOL 1	2	5	12	5	22	22	40	32	92	106	338
0990	WIDEFIELD 3	8122	VENETUCCI ELEMENTARY SCHOOL	HALF DAY	0	0	1	1	2	1	5	4	8	10	32
0990	WIDEFIELD 3	8122	VENETUCCI ELEMENTARY SCHOOL	KINDERG/	0	1	0	1	2	1	2	1	0	4	12
0990	WIDEFIELD 3	8122	VENETUCCI ELEMENTARY SCHOOL	1ST	0	0	4	1	6	2	8	10	15	22	68
0990	WIDEFIELD 3	8122	VENETUCCI ELEMENTARY SCHOOL	2ND	3	0	0	2	10	6	9	16	19	65	65
0990	WIDEFIELD 3	8122	VENETUCCI ELEMENTARY SCHOOL	3RD	1	0	2	0	6	5	9	9	14	23	69
0990	WIDEFIELD 3	8122	VENETUCCI ELEMENTARY SCHOOL	4TH	1	0	0	2	2	6	9	11	17	15	63
0990	WIDEFIELD 3	8122	VENETUCCI ELEMENTARY SCHOOL	5TH	0	0	1	3	2	3	5	10	24	19	67
0990	WIDEFIELD 3	8122	VENETUCCI ELEMENTARY SCHOOL	6TH	0	1	3	0	5	10	8	8	11	22	68
0990	WIDEFIELD 3	8122	VENETUCCI ELEMENTARY SCHOOL	SCHOOL 1	5	2	11	8	27	38	52	62	105	134	444
0990	WIDEFIELD 3	8178	SPROUL JUNIOR HIGH SCHOOL	7TH	4	1	4	3	12	19	23	18	48	55	183
0990	WIDEFIELD 3	8178	SPROUL JUNIOR HIGH SCHOOL	8TH	0	0	5	3	21	17	16	22	59	48	191



COLORADO DEPARTMENT OF EDUCATION
FALL 2007 PUPIL MEMBERSHIP BY DISTRICT, SCHOOL, GRADE, RACE/ETHNICITY, AND GENDER

District Code	DISTRICT	School Code	SCHOOL	GRADE	AMERICAN	AMERICAN	ASIAN OR	ASIAN OR	BLACK	BLACK (NOT	HISPANIC	HISPANIC	WHITE (NOT	WHITE (NOT	Total
					INDIAN OR ALASKAN NATIVE	INDIAN OR ALASKAN NATIVE	PACIFIC ISLANDER	PACIFIC ISLANDER	(NOT HISPANIC)	HISPANIC)			HISPANIC)	HISPANIC)	
0990	WIDEFIELD 3	8178	SPROUL JUNIOR HIGH SCHOOL	SCHOOL 1	0	1	9	6	33	36	39	40	107	103	374
0990	WIDEFIELD 3	8392	SUNRISE ELEMENTARY SCHOOL	HALF DAY	1	0	1	4	5	2	4	8	10	16	51
0990	WIDEFIELD 3	8392	SUNRISE ELEMENTARY SCHOOL	KINDERG/	0	0	1	3	4	5	6	11	11	46	
0990	WIDEFIELD 3	8392	SUNRISE ELEMENTARY SCHOOL	1ST	0	0	3	2	8	1	14	12	30	30	100
0990	WIDEFIELD 3	8392	SUNRISE ELEMENTARY SCHOOL	2ND	1	1	1	2	13	6	8	13	31	34	110
0990	WIDEFIELD 3	8392	SUNRISE ELEMENTARY SCHOOL	3RD	0	1	3	1	7	10	8	10	21	24	85
0990	WIDEFIELD 3	8392	SUNRISE ELEMENTARY SCHOOL	4TH	1	1	1	1	8	10	6	12	24	30	94
0990	WIDEFIELD 3	8392	SUNRISE ELEMENTARY SCHOOL	5TH	0	1	2	2	6	2	14	9	19	31	86
0990	WIDEFIELD 3	8392	SUNRISE ELEMENTARY SCHOOL	6TH	0	1	2	1	7	8	10	10	30	30	99
0990	WIDEFIELD 3	8392	SUNRISE ELEMENTARY SCHOOL	SCHOOL 1	3	5	14	16	58	44	69	80	176	206	671
0990	WIDEFIELD 3	9294	WATSON JUNIOR HIGH SCHOOL	7TH	1	2	3	5	12	12	22	23	66	71	217
0990	WIDEFIELD 3	9294	WATSON JUNIOR HIGH SCHOOL	8TH	1	2	3	4	17	18	18	11	67	69	210
0990	WIDEFIELD 3	9294	WATSON JUNIOR HIGH SCHOOL	SCHOOL 1	2	4	6	9	29	30	40	34	133	140	427
0990	WIDEFIELD 3	9334	WEBSTER ELEMENTARY SCHOOL	HALF DAY	0	0	1	2	3	2	5	6	9	10	38
0990	WIDEFIELD 3	9334	WEBSTER ELEMENTARY SCHOOL	KINDERG/	0	1	1	2	4	3	5	4	13	11	44
0990	WIDEFIELD 3	9334	WEBSTER ELEMENTARY SCHOOL	1ST	1	1	4	1	3	7	8	14	13	25	77
0990	WIDEFIELD 3	9334	WEBSTER ELEMENTARY SCHOOL	2ND	1	1	1	2	6	0	6	8	25	13	63
0990	WIDEFIELD 3	9334	WEBSTER ELEMENTARY SCHOOL	3RD	0	1	3	1	10	9	5	10	20	26	85
0990	WIDEFIELD 3	9334	WEBSTER ELEMENTARY SCHOOL	4TH	0	1	5	2	6	6	6	3	17	21	67
0990	WIDEFIELD 3	9334	WEBSTER ELEMENTARY SCHOOL	5TH	0	1	0	3	6	3	8	4	19	29	73
0990	WIDEFIELD 3	9334	WEBSTER ELEMENTARY SCHOOL	6TH	0	1	3	0	6	3	6	5	21	23	68
0990	WIDEFIELD 3	9334	WEBSTER ELEMENTARY SCHOOL	SCHOOL 1	2	7	18	13	44	33	49	54	137	158	515
0990	WIDEFIELD 3	9560	DISCOVERY HIGH SCHOOL	9TH	0	0	1	0	0	0	0	0	2	0	3
0990	WIDEFIELD 3	9560	DISCOVERY HIGH SCHOOL	10TH	1	0	0	0	0	1	3	2	9	5	21
0990	WIDEFIELD 3	9560	DISCOVERY HIGH SCHOOL	11TH	0	0	0	2	1	1	1	3	7	8	23
0990	WIDEFIELD 3	9560	DISCOVERY HIGH SCHOOL	12TH	0	2	2	1	2	3	5	7	11	16	48
0990	WIDEFIELD 3	9560	DISCOVERY HIGH SCHOOL	SCHOOL 1	1	3	3	3	5	9	12	29	29	95	
0990	WIDEFIELD 3	9562	WIDEFIELD ELEMENTARY SCHOOL	HALF DAY	0	1	1	1	2	4	1	2	12	9	32
0990	WIDEFIELD 3	9562	WIDEFIELD ELEMENTARY SCHOOL	KINDERG/	0	0	0	0	2	1	7	0	5	5	20
0990	WIDEFIELD 3	9562	WIDEFIELD ELEMENTARY SCHOOL	1ST	0	2	2	1	3	5	4	4	21	25	67
0990	WIDEFIELD 3	9562	WIDEFIELD ELEMENTARY SCHOOL	2ND	0	0	1	3	5	5	5	15	20	54	
0990	WIDEFIELD 3	9562	WIDEFIELD ELEMENTARY SCHOOL	3RD	0	2	3	0	2	4	4	5	9	14	43
0990	WIDEFIELD 3	9562	WIDEFIELD ELEMENTARY SCHOOL	4TH	0	0	0	2	5	2	8	4	21	11	53
0990	WIDEFIELD 3	9562	WIDEFIELD ELEMENTARY SCHOOL	5TH	0	1	2	2	3	5	6	6	17	20	62
0990	WIDEFIELD 3	9562	WIDEFIELD ELEMENTARY SCHOOL	6TH	0	0	0	0	2	0	5	3	26	12	49
0990	WIDEFIELD 3	9562	WIDEFIELD ELEMENTARY SCHOOL	SCHOOL 1	0	6	8	7	22	26	40	29	126	116	380
0990	WIDEFIELD 3	9566	WIDEFIELD HIGH SCHOOL	9TH	2	1	6	4	25	36	32	35	90	106	337
0990	WIDEFIELD 3	9566	WIDEFIELD HIGH SCHOOL	10TH	2	1	11	10	40	27	35	35	90	86	337
0990	WIDEFIELD 3	9566	WIDEFIELD HIGH SCHOOL	11TH	1	1	9	2	22	33	19	24	88	90	289
0990	WIDEFIELD 3	9566	WIDEFIELD HIGH SCHOOL	12TH	0	0	11	11	12	20	17	30	88	94	285
0990	WIDEFIELD 3	9566	WIDEFIELD HIGH SCHOOL	SCHOOL 1	7	3	37	27	99	116	103	124	356	376	1,248
0990	WIDEFIELD 3	9656	WILSON PRESCHOOL	PK	1	2	3	9	15	25	22	31	90	104	302
0990	WIDEFIELD 3	9656	WILSON PRESCHOOL	SCHOOL 1	1	2	3	9	15	25	22	31	90	104	302
0990	WIDEFIELD 3		DISTRICT TOTAL		53	56	197	176	656	675	779	837	2,464	2,595	8,488
1000	FOUNTAIN 8	0203	LORRAINE SECONDARY SCHOOL	6TH	0	0	0	0	0	0	0	1	0	1	2
1000	FOUNTAIN 8	0203	LORRAINE SECONDARY SCHOOL	7TH	0	0	0	0	0	1	0	3	3	1	8
1000	FOUNTAIN 8	0203	LORRAINE SECONDARY SCHOOL	8TH	0	0	0	0	0	2	0	1	1	2	6
1000	FOUNTAIN 8	0203	LORRAINE SECONDARY SCHOOL	9TH	0	1	0	2	1	1	1	0	5	12	23
1000	FOUNTAIN 8	0203	LORRAINE SECONDARY SCHOOL	10TH	0	0	1	1	0	0	1	0	6	3	12
1000	FOUNTAIN 8	0203	LORRAINE SECONDARY SCHOOL	11TH	0	0	0	0	0	2	3	0	7	3	15
1000	FOUNTAIN 8	0203	LORRAINE SECONDARY SCHOOL	12TH	0	1	0	0	1	0	0	0	4	3	9
1000	FOUNTAIN 8	0203	LORRAINE SECONDARY SCHOOL	SCHOOL 1	0	2	1	3	2	6	5	5	26	25	75
1000	FOUNTAIN 8	1332	CARSON MIDDLE SCHOOL	6TH	0	4	5	1	19	28	12	18	50	46	183
1000	FOUNTAIN 8	1332	CARSON MIDDLE SCHOOL	7TH	2	0	1	4	28	29	9	16	50	41	180
1000	FOUNTAIN 8	1332	CARSON MIDDLE SCHOOL	8TH	2	2	3	0	27	15	11	13	39	30	142
1000	FOUNTAIN 8	1332	CARSON MIDDLE SCHOOL	SCHOOL 1	4	6	9	5	74	72	32	47	139	117	505
1000	FOUNTAIN 8	1334	ABRAMS ELEMENTARY SCHOOL	PK	0	0	0	0	4	5	1	3	9	10	32
1000	FOUNTAIN 8	1334	ABRAMS ELEMENTARY SCHOOL	HALF DAY	1	0	5	1	1	4	5	7	23	23	70
1000	FOUNTAIN 8	1334	ABRAMS ELEMENTARY SCHOOL	KINDERG/	0	0	0	0	5	3	2	6	17	8	41
1000	FOUNTAIN 8	1334	ABRAMS ELEMENTARY SCHOOL	1ST	0	1	2	1	12	8	14	18	27	34	117
1000	FOUNTAIN 8	1334	ABRAMS ELEMENTARY SCHOOL	2ND	1	2	0	4	5	13	9	11	34	31	110
1000	FOUNTAIN 8	1334	ABRAMS ELEMENTARY SCHOOL	3RD	0	1	0	1	15	8	6	13	24	18	86
1000	FOUNTAIN 8	1334	ABRAMS ELEMENTARY SCHOOL	4TH	0	2	3	2	7	9	6	12	20	26	87
1000	FOUNTAIN 8	1334	ABRAMS ELEMENTARY SCHOOL	5TH	1	1	2	0	7	5	3	3	18	29	69
1000	FOUNTAIN 8	1334	ABRAMS ELEMENTARY SCHOOL	SCHOOL 1	3	7	12	9	56	55	46	73	172	179	612
1000	FOUNTAIN 8	3027	EAGLESIDE ELEMENTARY SCHOOL	PK	1	0	1	0	1	5	4	4	7	11	34
1000	FOUNTAIN 8	3027	EAGLESIDE ELEMENTARY SCHOOL	HALF DAY	0	1	0	1	2	5	4	3	14	14	44

COLORADO DEPARTMENT OF EDUCATION
FALL 2007 PUPIL MEMBERSHIP BY DISTRICT, SCHOOL, GRADE, RACE/ETHNICITY, AND GENDER


District Code	DISTRICT	School Code	SCHOOL	GRADE	AMERICAN	AMERICAN	ASIAN OR	ASIAN OR	BLACK	BLACK (NOT	HISPANIC	HISPANIC	WHITE (NOT	WHITE (NOT	Total
					INDIAN OR ALASKAN NATIVE	INDIAN OR ALASKAN NATIVE	PACIFIC ISLANDER	PACIFIC ISLANDER	(NOT HISPANIC)	HISPANIC)			HISPANIC)	HISPANIC)	
1000	FOUNTAIN 8	3027	EAGLESIDE ELEMENTARY SCHOOL	KINDERG/	1	0	0	2	1	0	2	2	9	8	25
1000	FOUNTAIN 8	3027	EAGLESIDE ELEMENTARY SCHOOL	1ST	0	1	0	1	0	2	7	10	16	26	63
1000	FOUNTAIN 8	3027	EAGLESIDE ELEMENTARY SCHOOL	2ND	1	0	0	2	0	4	8	6	12	15	48
1000	FOUNTAIN 8	3027	EAGLESIDE ELEMENTARY SCHOOL	3RD	2	0	1	1	1	4	9	5	9	13	45
1000	FOUNTAIN 8	3027	EAGLESIDE ELEMENTARY SCHOOL	4TH	1	0	1	1	2	6	11	4	14	20	60
1000	FOUNTAIN 8	3027	EAGLESIDE ELEMENTARY SCHOOL	5TH	0	0	2	0	1	4	6	10	15	23	61
1000	FOUNTAIN 8	3027	EAGLESIDE ELEMENTARY SCHOOL	SCHOOL 1	6	2	5	8	8	30	51	44	96	130	380
1000	FOUNTAIN 8	3102	ARAGON ELEMENTARY SCHOOL	PK	0	1	0	0	1	2	5	4	6	11	30
1000	FOUNTAIN 8	3102	ARAGON ELEMENTARY SCHOOL	HALF DAY	0	0	0	0	3	1	10	10	19	13	56
1000	FOUNTAIN 8	3102	ARAGON ELEMENTARY SCHOOL	KINDERG/	0	0	0	1	1	3	1	8	8	23	56
1000	FOUNTAIN 8	3102	ARAGON ELEMENTARY SCHOOL	1ST	0	0	1	1	6	3	8	10	19	28	76
1000	FOUNTAIN 8	3102	ARAGON ELEMENTARY SCHOOL	2ND	1	0	0	2	3	8	14	14	13	33	88
1000	FOUNTAIN 8	3102	ARAGON ELEMENTARY SCHOOL	3RD	0	1	4	0	5	2	9	5	21	28	75
1000	FOUNTAIN 8	3102	ARAGON ELEMENTARY SCHOOL	4TH	0	1	1	0	3	3	15	9	16	26	74
1000	FOUNTAIN 8	3102	ARAGON ELEMENTARY SCHOOL	5TH	0	1	2	1	6	4	7	23	20	65	167
1000	FOUNTAIN 8	3102	ARAGON ELEMENTARY SCHOOL	SCHOOL 1	1	4	8	5	23	26	68	60	125	167	487
1000	FOUNTAIN 8	3106	FOUNTAIN MIDDLE SCHOOL	6TH	5	1	1	4	17	20	17	26	87	93	271
1000	FOUNTAIN 8	3106	FOUNTAIN MIDDLE SCHOOL	7TH	3	2	7	3	20	28	25	11	99	102	300
1000	FOUNTAIN 8	3106	FOUNTAIN MIDDLE SCHOOL	8TH	4	2	3	5	28	23	34	30	63	79	271
1000	FOUNTAIN 8	3106	FOUNTAIN MIDDLE SCHOOL	SCHOOL 1*	2	5	11	12	65	71	76	67	249	274	842
1000	FOUNTAIN 8	3108	MESA ELEMENTARY SCHOOL	HALF DAY	1	0	0	0	2	3	3	5	9	12	35
1000	FOUNTAIN 8	3108	MESA ELEMENTARY SCHOOL	KINDERG/	1	0	0	2	1	1	4	7	7	24	77
1000	FOUNTAIN 8	3108	MESA ELEMENTARY SCHOOL	1ST	0	1	1	1	6	0	6	8	27	27	77
1000	FOUNTAIN 8	3108	MESA ELEMENTARY SCHOOL	2ND	0	0	2	0	6	9	9	22	27	77	227
1000	FOUNTAIN 8	3108	MESA ELEMENTARY SCHOOL	3RD	0	0	0	2	8	8	12	6	22	31	90
1000	FOUNTAIN 8	3108	MESA ELEMENTARY SCHOOL	4TH	1	1	4	2	3	10	24	31	80	81	242
1000	FOUNTAIN 8	3108	MESA ELEMENTARY SCHOOL	5TH	2	0	1	7	9	8	11	26	18	82	242
1000	FOUNTAIN 8	3108	MESA ELEMENTARY SCHOOL	SCHOOL 1	8	2	4	7	30	29	42	53	137	153	465
1000	FOUNTAIN 8	3110	FOUNTAIN-FORT CARSON HIGH SCHOOL	9TH	2	3	8	6	41	44	22	32	113	120	391
1000	FOUNTAIN 8	3110	FOUNTAIN-FORT CARSON HIGH SCHOOL	10TH	6	4	18	4	58	42	28	36	102	106	404
1000	FOUNTAIN 8	3110	FOUNTAIN-FORT CARSON HIGH SCHOOL	11TH	2	5	10	10	37	43	30	36	104	106	383
1000	FOUNTAIN 8	3110	FOUNTAIN-FORT CARSON HIGH SCHOOL	12TH	2	4	6	4	40	37	34	19	80	109	333
1000	FOUNTAIN 8	3110	FOUNTAIN-FORT CARSON HIGH SCHOOL	SCHOOL 1	12	14	42	24	176	166	114	123	399	441	1,511
1000	FOUNTAIN 8	4474	JORDAHL ELEMENTARY SCHOOL	PK	0	0	0	0	2	1	4	1	9	7	24
1000	FOUNTAIN 8	4474	JORDAHL ELEMENTARY SCHOOL	HALF DAY	1	1	2	0	0	0	4	1	12	12	37
1000	FOUNTAIN 8	4474	JORDAHL ELEMENTARY SCHOOL	KINDERG/	1	0	1	0	1	6	4	1	22	8	44
1000	FOUNTAIN 8	4474	JORDAHL ELEMENTARY SCHOOL	1ST	2	3	2	1	6	1	8	5	18	23	69
1000	FOUNTAIN 8	4474	JORDAHL ELEMENTARY SCHOOL	2ND	0	0	0	1	7	4	2	7	28	31	80
1000	FOUNTAIN 8	4474	JORDAHL ELEMENTARY SCHOOL	3RD	3	2	0	2	3	6	5	6	30	26	83
1000	FOUNTAIN 8	4474	JORDAHL ELEMENTARY SCHOOL	4TH	0	1	1	1	3	8	5	3	30	29	81
1000	FOUNTAIN 8	4474	JORDAHL ELEMENTARY SCHOOL	5TH	2	1	1	1	7	7	5	11	29	20	84
1000	FOUNTAIN 8	4474	JORDAHL ELEMENTARY SCHOOL	SCHOOL 1	9	8	7	6	29	33	33	38	183	156	502
1000	FOUNTAIN 8	6138	MOUNTAINSIDE ELEMENTARY SCHOOL	PK	0	0	1	1	4	0	3	4	13	21	47
1000	FOUNTAIN 8	6138	MOUNTAINSIDE ELEMENTARY SCHOOL	HALF DAY	1	1	3	10	7	7	2	29	27	88	217
1000	FOUNTAIN 8	6138	MOUNTAINSIDE ELEMENTARY SCHOOL	KINDERG/	0	0	2	0	8	7	5	2	10	6	40
1000	FOUNTAIN 8	6138	MOUNTAINSIDE ELEMENTARY SCHOOL	1ST	0	3	1	2	13	9	7	9	21	39	104
1000	FOUNTAIN 8	6138	MOUNTAINSIDE ELEMENTARY SCHOOL	2ND	0	1	2	3	14	20	8	16	22	21	107
1000	FOUNTAIN 8	6138	MOUNTAINSIDE ELEMENTARY SCHOOL	3RD	2	0	0	0	11	9	7	21	19	77	204
1000	FOUNTAIN 8	6138	MOUNTAINSIDE ELEMENTARY SCHOOL	4TH	1	1	1	1	5	5	15	7	24	8	68
1000	FOUNTAIN 8	6138	MOUNTAINSIDE ELEMENTARY SCHOOL	5TH	1	1	1	0	6	6	7	4	11	13	52
1000	FOUNTAIN 8	6138	MOUNTAINSIDE ELEMENTARY SCHOOL	SCHOOL 1	5	7	9	10	70	65	61	51	151	154	583
1000	FOUNTAIN 8	6338	PATRIOT ELEMENTARY SCHOOL	PK	1	0	2	1	6	7	2	3	29	29	80
1000	FOUNTAIN 8	6338	PATRIOT ELEMENTARY SCHOOL	HALF DAY	0	0	1	1	4	6	3	4	9	27	55
1000	FOUNTAIN 8	6338	PATRIOT ELEMENTARY SCHOOL	KINDERG/	0	0	0	2	4	3	2	4	12	20	44
1000	FOUNTAIN 8	6338	PATRIOT ELEMENTARY SCHOOL	1ST	1	3	2	2	6	12	7	5	29	34	101
1000	FOUNTAIN 8	6338	PATRIOT ELEMENTARY SCHOOL	2ND	0	0	1	14	9	4	9	23	32	92	233
1000	FOUNTAIN 8	6338	PATRIOT ELEMENTARY SCHOOL	3RD	0	0	1	11	8	7	6	34	25	92	233
1000	FOUNTAIN 8	6338	PATRIOT ELEMENTARY SCHOOL	4TH	0	0	1	9	12	1	7	27	18	76	233
1000	FOUNTAIN 8	6338	PATRIOT ELEMENTARY SCHOOL	5TH	0	1	0	2	8	12	5	8	26	20	82
1000	FOUNTAIN 8	6338	PATRIOT ELEMENTARY SCHOOL	SCHOOL 1	2	4	6	11	62	69	31	43	189	205	622
1000	FOUNTAIN 8		DISTRICT TOTAL		62	61	114	100	595	622	559	604	1,866	2,001	6,584
1010	COLORADO SPRINGS 11	0000	NOT IN A SCHOOL	7TH	0	0	0	0	0	0	0	1	0	1	2
1010	COLORADO SPRINGS 11	0000	NOT IN A SCHOOL	8TH	0	0	0	0	0	0	0	0	0	1	1
1010	COLORADO SPRINGS 11	0000	NOT IN A SCHOOL	9TH	0	0	0	0	0	0	0	2	0	5	7
1010	COLORADO SPRINGS 11	0000	NOT IN A SCHOOL	10TH	0	0	0	1	0	0	0	0	0	2	3
1010	COLORADO SPRINGS 11	0000	NOT IN A SCHOOL	11TH	0	0	0	0	0	1	0	0	1	1	3
1010	COLORADO SPRINGS 11	0000	NOT IN A SCHOOL	12TH	0	0	0	0	0	3	0	0	0	3	6

COLORADO DEPARTMENT OF EDUCATION
FALL 2007 PUPIL MEMBERSHIP BY DISTRICT, SCHOOL, GRADE, RACE/ETHNICITY, AND GENDER

District Code	DISTRICT	School Code	SCHOOL	GRADE	AMERICAN INDIAN OR ALASKAN NATIVE	AMERICAN INDIAN OR ALASKAN NATIVE	ASIAN OR PACIFIC ISLANDER	ASIAN OR PACIFIC ISLANDER	BLACK (NOT HISPANIC)	BLACK (NOT HISPANIC)	HISPANIC	HISPANIC	WHITE (NOT HISPANIC)	WHITE (NOT HISPANIC)	Total
					FEMALE	MALE	FEMALE	MALE	FEMALE	MALE	FEMALE	MALE	FEMALE	MALE	
1010	COLORADO SPRINGS 11	0000	NOT IN A SCHOOL	SCHOOL 1	0	0	0	1	0	4	0	3	1	13	22
1010	COLORADO SPRINGS 11	0028	ADAMS ELEMENTARY SCHOOL	PK	0	0	1	0	1	3	7	11	2	4	29
1010	COLORADO SPRINGS 11	0028	ADAMS ELEMENTARY SCHOOL	KINDERG/	1	1	0	0	2	5	13	10	7	6	45
1010	COLORADO SPRINGS 11	0028	ADAMS ELEMENTARY SCHOOL	1ST	1	2	1	0	6	2	11	17	6	4	50
1010	COLORADO SPRINGS 11	0028	ADAMS ELEMENTARY SCHOOL	2ND	0	0	0	0	1	5	13	14	5	5	43
1010	COLORADO SPRINGS 11	0028	ADAMS ELEMENTARY SCHOOL	3RD	0	0	0	0	4	2	15	11	6	6	44
1010	COLORADO SPRINGS 11	0028	ADAMS ELEMENTARY SCHOOL	4TH	0	1	0	0	5	0	12	6	3	4	31
1010	COLORADO SPRINGS 11	0028	ADAMS ELEMENTARY SCHOOL	5TH	1	2	3	0	2	1	11	3	2	5	30
1010	COLORADO SPRINGS 11	0028	ADAMS ELEMENTARY SCHOOL	SCHOOL 1	3	6	5	0	21	18	82	72	31	34	272
1010	COLORADO SPRINGS 11	0452	AUDUBON ELEMENTARY SCHOOL	KINDERG/	1	0	3	1	2	4	7	5	13	20	56
1010	COLORADO SPRINGS 11	0452	AUDUBON ELEMENTARY SCHOOL	1ST	0	0	0	2	3	0	5	1	19	19	49
1010	COLORADO SPRINGS 11	0452	AUDUBON ELEMENTARY SCHOOL	2ND	0	0	2	0	4	0	4	2	14	19	45
1010	COLORADO SPRINGS 11	0452	AUDUBON ELEMENTARY SCHOOL	3RD	1	1	0	1	3	2	10	7	20	13	58
1010	COLORADO SPRINGS 11	0452	AUDUBON ELEMENTARY SCHOOL	4TH	0	1	2	0	4	4	5	4	18	12	50
1010	COLORADO SPRINGS 11	0452	AUDUBON ELEMENTARY SCHOOL	5TH	0	0	1	0	4	2	4	6	18	23	58
1010	COLORADO SPRINGS 11	0452	AUDUBON ELEMENTARY SCHOOL	SCHOOL 1	2	2	8	4	20	12	35	25	102	106	316
1010	COLORADO SPRINGS 11	0594	BATES ELEMENTARY SCHOOL	PK	1	0	1	1	2	1	5	4	9	6	30
1010	COLORADO SPRINGS 11	0594	BATES ELEMENTARY SCHOOL	KINDERG/	0	0	0	0	1	1	5	6	18	11	42
1010	COLORADO SPRINGS 11	0594	BATES ELEMENTARY SCHOOL	1ST	0	0	0	0	0	1	1	4	13	15	34
1010	COLORADO SPRINGS 11	0594	BATES ELEMENTARY SCHOOL	2ND	0	0	0	0	0	1	3	2	15	17	38
1010	COLORADO SPRINGS 11	0594	BATES ELEMENTARY SCHOOL	3RD	1	0	0	0	3	2	2	3	17	17	45
1010	COLORADO SPRINGS 11	0594	BATES ELEMENTARY SCHOOL	4TH	1	0	0	0	5	1	6	3	7	22	45
1010	COLORADO SPRINGS 11	0594	BATES ELEMENTARY SCHOOL	5TH	0	0	0	0	1	1	8	2	20	18	50
1010	COLORADO SPRINGS 11	0594	BATES ELEMENTARY SCHOOL	SCHOOL 1	3	0	1	1	12	8	30	24	99	106	284
1010	COLORADO SPRINGS 11	0871	BIJOU ALTERNATIVE PROGRAM	9TH	0	1	0	0	0	0	4	1	3	2	11
1010	COLORADO SPRINGS 11	0871	BIJOU ALTERNATIVE PROGRAM	10TH	0	0	0	0	1	3	3	8	10	27	
1010	COLORADO SPRINGS 11	0871	BIJOU ALTERNATIVE PROGRAM	11TH	1	0	0	0	0	1	3	2	15	24	46
1010	COLORADO SPRINGS 11	0871	BIJOU ALTERNATIVE PROGRAM	12TH	1	0	1	1	0	3	5	2	17	17	47
1010	COLORADO SPRINGS 11	0871	BIJOU ALTERNATIVE PROGRAM	SCHOOL 1	3	1	1	1	1	5	15	8	43	53	131
1010	COLORADO SPRINGS 11	1032	BRISTOL ELEMENTARY SCHOOL	KINDERG/	2	0	1	0	2	3	5	13	8	36	
1010	COLORADO SPRINGS 11	1032	BRISTOL ELEMENTARY SCHOOL	1ST	0	0	0	0	4	0	11	10	9	13	47
1010	COLORADO SPRINGS 11	1032	BRISTOL ELEMENTARY SCHOOL	2ND	0	0	0	1	2	2	8	4	8	19	44
1010	COLORADO SPRINGS 11	1032	BRISTOL ELEMENTARY SCHOOL	3RD	0	0	0	0	1	2	6	5	9	12	35
1010	COLORADO SPRINGS 11	1032	BRISTOL ELEMENTARY SCHOOL	4TH	3	0	0	0	4	0	5	6	5	4	28
1010	COLORADO SPRINGS 11	1032	BRISTOL ELEMENTARY SCHOOL	5TH	0	0	1	0	1	2	5	2	11	11	33
1010	COLORADO SPRINGS 11	1032	BRISTOL ELEMENTARY SCHOOL	SCHOOL 1	5	1	2	1	14	8	38	32	55	67	223
1010	COLORADO SPRINGS 11	1126	BUENA VISTA ELEMENTARY SCHOOL	PK	0	0	0	2	0	0	1	2	8	9	22
1010	COLORADO SPRINGS 11	1126	BUENA VISTA ELEMENTARY SCHOOL	KINDERG/	0	0	0	0	1	1	3	6	16	15	42
1010	COLORADO SPRINGS 11	1126	BUENA VISTA ELEMENTARY SCHOOL	1ST	0	0	0	1	0	0	2	3	13	10	29
1010	COLORADO SPRINGS 11	1126	BUENA VISTA ELEMENTARY SCHOOL	2ND	0	1	1	1	1	1	4	10	15	35	
1010	COLORADO SPRINGS 11	1126	BUENA VISTA ELEMENTARY SCHOOL	3RD	0	0	0	1	0	1	4	2	10	17	35
1010	COLORADO SPRINGS 11	1126	BUENA VISTA ELEMENTARY SCHOOL	4TH	0	0	0	0	2	3	0	3	11	13	32
1010	COLORADO SPRINGS 11	1126	BUENA VISTA ELEMENTARY SCHOOL	5TH	0	0	0	0	1	4	5	7	6	23	
1010	COLORADO SPRINGS 11	1126	BUENA VISTA ELEMENTARY SCHOOL	SCHOOL 1	0	1	1	5	4	7	15	25	75	85	218
1010	COLORADO SPRINGS 11	1340	CARVER ELEMENTARY SCHOOL	KINDERG/	0	1	1	2	5	8	5	15	12	24	73
1010	COLORADO SPRINGS 11	1340	CARVER ELEMENTARY SCHOOL	1ST	0	0	0	1	4	8	9	6	12	23	63
1010	COLORADO SPRINGS 11	1340	CARVER ELEMENTARY SCHOOL	2ND	1	1	0	1	8	3	6	8	14	16	58
1010	COLORADO SPRINGS 11	1340	CARVER ELEMENTARY SCHOOL	3RD	0	0	1	0	3	6	5	2	10	9	37
1010	COLORADO SPRINGS 11	1340	CARVER ELEMENTARY SCHOOL	4TH	0	0	0	1	9	11	1	7	11	23	63
1010	COLORADO SPRINGS 11	1340	CARVER ELEMENTARY SCHOOL	5TH	0	1	0	0	5	2	7	3	17	19	54
1010	COLORADO SPRINGS 11	1340	CARVER ELEMENTARY SCHOOL	SCHOOL 1	2	3	2	5	34	38	33	41	76	114	348
1010	COLORADO SPRINGS 11	1613	CHIPETA ELEMENTARY SCHOOL	PK	0	0	2	2	0	0	2	3	11	9	29
1010	COLORADO SPRINGS 11	1613	CHIPETA ELEMENTARY SCHOOL	KINDERG/	0	0	2	3	1	3	4	2	23	26	64
1010	COLORADO SPRINGS 11	1613	CHIPETA ELEMENTARY SCHOOL	1ST	0	0	1	1	2	0	2	5	33	23	67
1010	COLORADO SPRINGS 11	1613	CHIPETA ELEMENTARY SCHOOL	2ND	0	0	0	2	0	1	1	0	36	26	66
1010	COLORADO SPRINGS 11	1613	CHIPETA ELEMENTARY SCHOOL	3RD	1	0	3	3	1	2	3	3	27	29	72
1010	COLORADO SPRINGS 11	1613	CHIPETA ELEMENTARY SCHOOL	4TH	0	0	2	3	0	1	3	5	14	35	63
1010	COLORADO SPRINGS 11	1613	CHIPETA ELEMENTARY SCHOOL	5TH	0	0	2	1	2	0	2	3	28	28	66
1010	COLORADO SPRINGS 11	1613	CHIPETA ELEMENTARY SCHOOL	SCHOOL 1	1	0	12	15	6	7	17	21	172	176	427
1010	COLORADO SPRINGS 11	1616	CIVA CHARTER ACADEMY	9TH	0	0	1	0	0	3	3	0	10	7	24
1010	COLORADO SPRINGS 11	1616	CIVA CHARTER ACADEMY	10TH	0	1	1	1	0	2	2	2	9	15	33
1010	COLORADO SPRINGS 11	1616	CIVA CHARTER ACADEMY	11TH	0	0	1	1	2	1	3	3	12	22	45
1010	COLORADO SPRINGS 11	1616	CIVA CHARTER ACADEMY	12TH	0	1	2	2	3	0	1	0	12	14	35
1010	COLORADO SPRINGS 11	1616	CIVA CHARTER ACADEMY	SCHOOL 1	0	2	5	4	5	6	9	5	43	58	137
1010	COLORADO SPRINGS 11	1625	MCAULIFFE ELEMENTARY	PK	0	1	0	0	0	4	0	4	9	12	30
1010	COLORADO SPRINGS 11	1625	MCAULIFFE ELEMENTARY	KINDERG/	0	0	1	2	7	11	8	5	39	30	103
1010	COLORADO SPRINGS 11	1625	MCAULIFFE ELEMENTARY	1ST	0	1	0	3	11	5	8	5	21	32	86


COLORADO DEPARTMENT OF EDUCATION
FALL 2007 PUPIL MEMBERSHIP BY DISTRICT, SCHOOL, GRADE, RACE/ETHNICITY, AND GENDER

District Code	DISTRICT	School Code	SCHOOL	GRADE	AMERICAN INDIAN OR ALASKAN NATIVE	AMERICAN INDIAN OR ALASKAN NATIVE	ASIAN OR PACIFIC ISLANDER	ASIAN OR PACIFIC ISLANDER	BLACK (NOT HISPANIC)	BLACK (NOT HISPANIC)	HISPANIC	HISPANIC	WHITE (NOT HISPANIC)	WHITE (NOT HISPANIC)	Total
					FEMALE	MALE	FEMALE	MALE	FEMALE	MALE	FEMALE	MALE	FEMALE	MALE	
1010	COLORADO SPRINGS 11	1625	MCAULIFFE ELEMENTARY	2ND	0	1	0	2	7	9	6	7	30	21	83
1010	COLORADO SPRINGS 11	1625	MCAULIFFE ELEMENTARY	3RD	1	0	2	3	5	6	5	8	19	29	78
1010	COLORADO SPRINGS 11	1625	MCAULIFFE ELEMENTARY	4TH	2	0	0	1	9	9	6	8	16	22	73
1010	COLORADO SPRINGS 11	1625	MCAULIFFE ELEMENTARY	5TH	1	0	0	0	4	5	9	4	13	17	53
1010	COLORADO SPRINGS 11	1625	MCAULIFFE ELEMENTARY	SCHOOL 1	4	3	3	11	43	49	42	41	147	163	506
1010	COLORADO SPRINGS 11	1798	COLUMBIA ELEMENTARY SCHOOL	PK	0	1	0	0	2	1	3	1	14	6	28
1010	COLORADO SPRINGS 11	1798	COLUMBIA ELEMENTARY SCHOOL	KINDERG/	0	0	1	0	2	1	3	6	6	8	27
1010	COLORADO SPRINGS 11	1798	COLUMBIA ELEMENTARY SCHOOL	1ST	1	0	0	1	2	2	5	4	6	15	36
1010	COLORADO SPRINGS 11	1798	COLUMBIA ELEMENTARY SCHOOL	2ND	0	2	0	0	1	1	2	2	5	11	24
1010	COLORADO SPRINGS 11	1798	COLUMBIA ELEMENTARY SCHOOL	3RD	0	0	0	1	1	2	4	3	6	8	25
1010	COLORADO SPRINGS 11	1798	COLUMBIA ELEMENTARY SCHOOL	4TH	0	0	0	0	1	1	4	1	8	6	21
1010	COLORADO SPRINGS 11	1798	COLUMBIA ELEMENTARY SCHOOL	5TH	0	0	0	0	1	5	4	4	5	7	26
1010	COLORADO SPRINGS 11	1798	COLUMBIA ELEMENTARY SCHOOL	SCHOOL 1	1	3	1	2	10	13	25	21	50	61	187
1010	COLORADO SPRINGS 11	1870	CORONADO HIGH SCHOOL	9TH	3	4	3	4	9	21	33	30	135	139	381
1010	COLORADO SPRINGS 11	1870	CORONADO HIGH SCHOOL	10TH	6	1	5	5	10	14	23	29	123	142	358
1010	COLORADO SPRINGS 11	1870	CORONADO HIGH SCHOOL	11TH	1	3	1	6	8	8	27	26	122	155	357
1010	COLORADO SPRINGS 11	1870	CORONADO HIGH SCHOOL	12TH	2	3	1	7	11	10	24	21	153	164	396
1010	COLORADO SPRINGS 11	1870	CORONADO HIGH SCHOOL	SCHOOL 1	12	11	10	22	38	53	107	106	533	600	1,492
1010	COLORADO SPRINGS 11	1885	COMMUNITY PREP CHARTER SCHOOL	9TH	0	0	0	0	0	0	2	1	4	0	7
1010	COLORADO SPRINGS 11	1885	COMMUNITY PREP CHARTER SCHOOL	10TH	0	1	0	1	6	4	7	5	7	12	43
1010	COLORADO SPRINGS 11	1885	COMMUNITY PREP CHARTER SCHOOL	11TH	0	0	1	1	3	3	9	10	7	9	43
1010	COLORADO SPRINGS 11	1885	COMMUNITY PREP CHARTER SCHOOL	12TH	1	0	0	1	2	9	14	7	29	31	94
1010	COLORADO SPRINGS 11	1885	COMMUNITY PREP CHARTER SCHOOL	SCHOOL 1	1	1	1	3	11	16	32	23	47	52	187
1010	COLORADO SPRINGS 11	2202	DOHERTY HIGH SCHOOL	9TH	3	3	10	10	23	21	26	28	223	224	571
1010	COLORADO SPRINGS 11	2202	DOHERTY HIGH SCHOOL	10TH	3	3	2	6	19	28	34	38	171	203	507
1010	COLORADO SPRINGS 11	2202	DOHERTY HIGH SCHOOL	11TH	4	1	7	4	16	20	35	46	200	204	533
1010	COLORADO SPRINGS 11	2202	DOHERTY HIGH SCHOOL	12TH	2	1	7	15	19	29	34	41	208	224	580
1010	COLORADO SPRINGS 11	2202	DOHERTY HIGH SCHOOL	SCHOOL 1	9	26	35	77	98	129	153	802	855	2,191	
1010	COLORADO SPRINGS 11	2510	EDISON ELEMENTARY SCHOOL	PK	0	0	0	0	1	0	10	3	5	8	28
1010	COLORADO SPRINGS 11	2510	EDISON ELEMENTARY SCHOOL	KINDERG/	0	1	2	0	3	1	7	10	6	7	37
1010	COLORADO SPRINGS 11	2510	EDISON ELEMENTARY SCHOOL	1ST	0	1	0	1	3	0	7	5	10	6	33
1010	COLORADO SPRINGS 11	2510	EDISON ELEMENTARY SCHOOL	2ND	0	0	0	1	2	1	6	7	4	5	26
1010	COLORADO SPRINGS 11	2510	EDISON ELEMENTARY SCHOOL	3RD	0	0	0	0	0	0	8	5	8	11	33
1010	COLORADO SPRINGS 11	2510	EDISON ELEMENTARY SCHOOL	4TH	1	1	2	0	2	2	10	4	4	10	36
1010	COLORADO SPRINGS 11	2510	EDISON ELEMENTARY SCHOOL	5TH	0	1	1	1	2	0	2	6	5	8	26
1010	COLORADO SPRINGS 11	2510	EDISON ELEMENTARY SCHOOL	SCHOOL 1	2	5	5	3	13	4	50	40	42	55	219
1010	COLORADO SPRINGS 11	2528	NIKOLA TESLA EDUCATION OPPORTUNITY CENTER	6TH	0	1	0	0	0	0	0	1	0	0	2
1010	COLORADO SPRINGS 11	2528	NIKOLA TESLA EDUCATION OPPORTUNITY CENTER	7TH	0	0	0	1	0	2	1	2	2	2	9
1010	COLORADO SPRINGS 11	2528	NIKOLA TESLA EDUCATION OPPORTUNITY CENTER	8TH	0	0	0	0	3	4	6	5	3	8	29
1010	COLORADO SPRINGS 11	2528	NIKOLA TESLA EDUCATION OPPORTUNITY CENTER	9TH	0	0	0	0	1	1	2	2	3	5	14
1010	COLORADO SPRINGS 11	2528	NIKOLA TESLA EDUCATION OPPORTUNITY CENTER	10TH	2	0	1	0	0	0	5	3	14	5	30
1010	COLORADO SPRINGS 11	2528	NIKOLA TESLA EDUCATION OPPORTUNITY CENTER	11TH	4	0	1	2	2	2	12	4	16	16	59
1010	COLORADO SPRINGS 11	2528	NIKOLA TESLA EDUCATION OPPORTUNITY CENTER	12TH	2	1	0	0	5	7	11	6	25	30	87
1010	COLORADO SPRINGS 11	2528	NIKOLA TESLA EDUCATION OPPORTUNITY CENTER	SCHOOL 1	8	2	2	3	12	14	38	22	63	66	230
1010	COLORADO SPRINGS 11	2722	EMERSON-EDISON JUNIOR CHARTER ACADEMY	6TH	5	1	0	0	9	11	41	40	15	14	136
1010	COLORADO SPRINGS 11	2722	EMERSON-EDISON JUNIOR CHARTER ACADEMY	7TH	0	2	0	2	11	14	46	47	14	20	156
1010	COLORADO SPRINGS 11	2722	EMERSON-EDISON JUNIOR CHARTER ACADEMY	8TH	0	0	1	0	9	11	32	36	17	12	118
1010	COLORADO SPRINGS 11	2722	EMERSON-EDISON JUNIOR CHARTER ACADEMY	SCHOOL 1	5	3	1	2	29	36	119	123	46	46	410
1010	COLORADO SPRINGS 11	3175	FREEDOM ELEMENTARY SCHOOL	KINDERG/	0	0	2	4	3	4	4	4	48	37	106
1010	COLORADO SPRINGS 11	3175	FREEDOM ELEMENTARY SCHOOL	1ST	0	0	4	4	2	2	4	3	35	42	96
1010	COLORADO SPRINGS 11	3175	FREEDOM ELEMENTARY SCHOOL	2ND	0	0	1	2	2	3	4	4	23	18	57
1010	COLORADO SPRINGS 11	3175	FREEDOM ELEMENTARY SCHOOL	3RD	0	0	4	0	1	0	5	7	39	20	76
1010	COLORADO SPRINGS 11	3175	FREEDOM ELEMENTARY SCHOOL	4TH	2	1	2	2	3	3	0	3	31	26	73
1010	COLORADO SPRINGS 11	3175	FREEDOM ELEMENTARY SCHOOL	5TH	0	0	3	2	0	3	4	2	15	21	50
1010	COLORADO SPRINGS 11	3175	FREEDOM ELEMENTARY SCHOOL	SCHOOL 1	2	1	16	14	11	15	21	23	191	164	458
1010	COLORADO SPRINGS 11	3218	FREMONT ELEMENTARY SCHOOL	KINDERG/	0	2	1	0	6	5	3	4	20	16	57
1010	COLORADO SPRINGS 11	3218	FREMONT ELEMENTARY SCHOOL	1ST	1	2	0	1	4	3	5	4	19	29	68
1010	COLORADO SPRINGS 11	3218	FREMONT ELEMENTARY SCHOOL	2ND	0	0	1	0	4	3	2	6	12	7	35
1010	COLORADO SPRINGS 11	3218	FREMONT ELEMENTARY SCHOOL	3RD	0	0	0	1	9	7	3	4	17	19	60
1010	COLORADO SPRINGS 11	3218	FREMONT ELEMENTARY SCHOOL	4TH	0	2	2	4	4	4	4	6	25	28	79
1010	COLORADO SPRINGS 11	3218	FREMONT ELEMENTARY SCHOOL	5TH	0	2	0	1	3	3	5	6	23	24	67
1010	COLORADO SPRINGS 11	3218	FREMONT ELEMENTARY SCHOOL	SCHOOL 1	1	8	4	7	30	25	22	30	116	123	366
1010	COLORADO SPRINGS 11	3470	GLOBE CHARTER SCHOOL	KINDERG/	0	1	0	0	1	0	4	2	3	6	17
1010	COLORADO SPRINGS 11	3470	GLOBE CHARTER SCHOOL	1ST	0	0	0	0	1	1	2	1	9	10	24
1010	COLORADO SPRINGS 11	3470	GLOBE CHARTER SCHOOL	2ND	0	0	0	0	2	1	2	5	4	6	20
1010	COLORADO SPRINGS 11	3470	GLOBE CHARTER SCHOOL	3RD	0	0	0	0	3	1	1	1	2	4	12
1010	COLORADO SPRINGS 11	3470	GLOBE CHARTER SCHOOL	4TH	0	0	0	0	2	2	1	2	2	6	15



COLORADO DEPARTMENT OF EDUCATION
FALL 2007 PUPIL MEMBERSHIP BY DISTRICT, SCHOOL, GRADE, RACE/ETHNICITY, AND GENDER

District Code	DISTRICT	School Code	SCHOOL	GRADE	AMERICAN INDIAN OR ALASKAN NATIVE	AMERICAN INDIAN OR ALASKAN NATIVE	ASIAN OR PACIFIC ISLANDER	ASIAN OR PACIFIC ISLANDER	BLACK (NOT HISPANIC)	BLACK (NOT HISPANIC)	HISPANIC	HISPANIC	WHITE (NOT HISPANIC)	WHITE (NOT HISPANIC)	Total
					FEMALE	MALE	FEMALE	MALE	FEMALE	MALE	FEMALE	MALE	FEMALE	MALE	
1010	COLORADO SPRINGS 11	3470	GLOBE CHARTER SCHOOL	5TH	0	0	0	0	1	2	4	0	5	11	23
1010	COLORADO SPRINGS 11	3470	GLOBE CHARTER SCHOOL	6TH	0	0	0	1	2	0	2	2	6	3	16
1010	COLORADO SPRINGS 11	3470	GLOBE CHARTER SCHOOL	7TH	1	0	0	0	2	0	1	2	1	4	11
1010	COLORADO SPRINGS 11	3470	GLOBE CHARTER SCHOOL	8TH	0	0	0	0	0	0	0	1	0	5	6
1010	COLORADO SPRINGS 11	3470	GLOBE CHARTER SCHOOL	9TH	0	0	0	0	0	0	1	1	2	6	10
1010	COLORADO SPRINGS 11	3470	GLOBE CHARTER SCHOOL	SCHOOL 1	1	1	0	1	14	7	18	17	34	61	154
1010	COLORADO SPRINGS 11	3592	GRANT ELEMENTARY SCHOOL	KINDERG/	0	1	3	2	2	7	6	13	21	27	82
1010	COLORADO SPRINGS 11	3592	GRANT ELEMENTARY SCHOOL	1ST	0	1	0	0	4	1	16	11	19	27	79
1010	COLORADO SPRINGS 11	3592	GRANT ELEMENTARY SCHOOL	2ND	1	0	0	1	6	2	6	6	11	22	55
1010	COLORADO SPRINGS 11	3592	GRANT ELEMENTARY SCHOOL	3RD	0	0	0	1	3	4	12	7	17	19	63
1010	COLORADO SPRINGS 11	3592	GRANT ELEMENTARY SCHOOL	4TH	1	0	1	1	1	4	6	9	21	26	70
1010	COLORADO SPRINGS 11	3592	GRANT ELEMENTARY SCHOOL	5TH	1	2	0	1	1	5	7	9	18	30	74
1010	COLORADO SPRINGS 11	3592	GRANT ELEMENTARY SCHOOL	SCHOOL 1	3	4	4	6	17	23	53	55	107	151	423
1010	COLORADO SPRINGS 11	3890	HUNT ELEMENTARY SCHOOL	PK	0	1	0	0	2	2	9	10	4	0	28
1010	COLORADO SPRINGS 11	3890	HUNT ELEMENTARY SCHOOL	KINDERG/	0	0	0	0	5	9	7	9	5	7	42
1010	COLORADO SPRINGS 11	3890	HUNT ELEMENTARY SCHOOL	1ST	0	0	0	0	6	1	4	2	2	4	19
1010	COLORADO SPRINGS 11	3890	HUNT ELEMENTARY SCHOOL	2ND	1	0	0	0	3	5	6	4	5	3	27
1010	COLORADO SPRINGS 11	3890	HUNT ELEMENTARY SCHOOL	3RD	0	0	1	0	5	2	5	4	3	3	23
1010	COLORADO SPRINGS 11	3890	HUNT ELEMENTARY SCHOOL	4TH	0	0	0	0	3	5	1	4	2	6	21
1010	COLORADO SPRINGS 11	3890	HUNT ELEMENTARY SCHOOL	5TH	0	0	0	0	6	4	2	5	2	3	22
1010	COLORADO SPRINGS 11	3890	HUNT ELEMENTARY SCHOOL	SCHOOL 1	1	1	1	0	30	28	34	38	23	26	182
1010	COLORADO SPRINGS 11	3920	HENRY ELEMENTARY SCHOOL	PK	0	0	0	0	0	1	2	2	12	11	28
1010	COLORADO SPRINGS 11	3920	HENRY ELEMENTARY SCHOOL	KINDERG/	0	0	0	1	3	1	5	8	28	19	65
1010	COLORADO SPRINGS 11	3920	HENRY ELEMENTARY SCHOOL	1ST	0	0	0	0	1	3	8	6	19	10	47
1010	COLORADO SPRINGS 11	3920	HENRY ELEMENTARY SCHOOL	2ND	0	0	0	2	2	3	4	4	25	22	62
1010	COLORADO SPRINGS 11	3920	HENRY ELEMENTARY SCHOOL	3RD	1	1	1	0	5	4	6	8	15	17	58
1010	COLORADO SPRINGS 11	3920	HENRY ELEMENTARY SCHOOL	4TH	0	0	0	0	4	3	5	5	10	21	48
1010	COLORADO SPRINGS 11	3920	HENRY ELEMENTARY SCHOOL	5TH	1	1	1	1	5	7	6	6	15	19	62
1010	COLORADO SPRINGS 11	3920	HENRY ELEMENTARY SCHOOL	SCHOOL 1	2	2	2	4	20	22	36	39	124	119	370
1010	COLORADO SPRINGS 11	4070	HOLMES MIDDLE SCHOOL	6TH	2	2	6	4	10	5	21	25	112	79	266
1010	COLORADO SPRINGS 11	4070	HOLMES MIDDLE SCHOOL	7TH	1	0	6	2	7	2	16	16	84	88	222
1010	COLORADO SPRINGS 11	4070	HOLMES MIDDLE SCHOOL	8TH	1	2	2	2	7	5	10	20	88	93	230
1010	COLORADO SPRINGS 11	4070	HOLMES MIDDLE SCHOOL	SCHOOL 1	4	4	14	8	24	12	47	61	284	260	718
1010	COLORADO SPRINGS 11	4090	MANN MIDDLE SCHOOL	6TH	2	3	2	3	13	13	26	26	75	79	236
1010	COLORADO SPRINGS 11	4090	MANN MIDDLE SCHOOL	7TH	4	4	4	4	12	12	28	38	87	84	274
1010	COLORADO SPRINGS 11	4090	MANN MIDDLE SCHOOL	8TH	3	6	0	1	7	13	35	23	79	90	257
1010	COLORADO SPRINGS 11	4090	MANN MIDDLE SCHOOL	SCHOOL 1	9	10	6	8	26	38	89	87	241	253	767
1010	COLORADO SPRINGS 11	4138	HOWBERT ELEMENTARY SCHOOL	PK	0	0	0	0	0	0	2	2	7	15	27
1010	COLORADO SPRINGS 11	4138	HOWBERT ELEMENTARY SCHOOL	KINDERG/	0	1	0	0	0	1	4	1	21	14	42
1010	COLORADO SPRINGS 11	4138	HOWBERT ELEMENTARY SCHOOL	1ST	0	0	0	0	1	0	5	1	9	19	35
1010	COLORADO SPRINGS 11	4138	HOWBERT ELEMENTARY SCHOOL	2ND	0	0	0	0	0	1	1	1	13	20	36
1010	COLORADO SPRINGS 11	4138	HOWBERT ELEMENTARY SCHOOL	3RD	0	0	2	0	1	1	2	3	13	21	43
1010	COLORADO SPRINGS 11	4138	HOWBERT ELEMENTARY SCHOOL	4TH	0	1	0	0	2	1	3	2	13	17	39
1010	COLORADO SPRINGS 11	4138	HOWBERT ELEMENTARY SCHOOL	5TH	2	0	0	0	0	0	4	5	16	18	45
1010	COLORADO SPRINGS 11	4138	HOWBERT ELEMENTARY SCHOOL	SCHOOL 1	3	2	2	0	4	4	21	15	92	124	267
1010	COLORADO SPRINGS 11	4336	IVYWILD ELEMENTARY SCHOOL	KINDERG/	3	0	0	0	3	3	9	6	6	7	37
1010	COLORADO SPRINGS 11	4336	IVYWILD ELEMENTARY SCHOOL	1ST	1	0	2	0	4	2	6	8	4	6	33
1010	COLORADO SPRINGS 11	4336	IVYWILD ELEMENTARY SCHOOL	2ND	0	0	0	0	1	2	7	3	2	3	18
1010	COLORADO SPRINGS 11	4336	IVYWILD ELEMENTARY SCHOOL	3RD	0	1	1	0	2	2	1	8	5	3	23
1010	COLORADO SPRINGS 11	4336	IVYWILD ELEMENTARY SCHOOL	4TH	0	0	0	0	1	4	3	4	1	4	17
1010	COLORADO SPRINGS 11	4336	IVYWILD ELEMENTARY SCHOOL	5TH	0	0	0	0	1	1	10	1	2	5	20
1010	COLORADO SPRINGS 11	4336	IVYWILD ELEMENTARY SCHOOL	SCHOOL 1	4	1	3	0	12	14	36	30	20	28	148
1010	COLORADO SPRINGS 11	4358	JACKSON ELEMENTARY SCHOOL	PK	0	1	1	3	1	0	2	1	9	8	26
1010	COLORADO SPRINGS 11	4358	JACKSON ELEMENTARY SCHOOL	KINDERG/	0	1	1	1	2	3	8	8	6	11	41
1010	COLORADO SPRINGS 11	4358	JACKSON ELEMENTARY SCHOOL	1ST	0	0	0	0	1	1	2	5	9	6	24
1010	COLORADO SPRINGS 11	4358	JACKSON ELEMENTARY SCHOOL	2ND	0	0	1	0	0	1	2	3	11	10	28
1010	COLORADO SPRINGS 11	4358	JACKSON ELEMENTARY SCHOOL	3RD	1	0	1	1	2	2	6	8	7	12	40
1010	COLORADO SPRINGS 11	4358	JACKSON ELEMENTARY SCHOOL	4TH	1	1	0	0	1	2	8	4	11	6	34
1010	COLORADO SPRINGS 11	4358	JACKSON ELEMENTARY SCHOOL	5TH	0	0	0	1	0	2	4	6	7	14	34
1010	COLORADO SPRINGS 11	4358	JACKSON ELEMENTARY SCHOOL	SCHOOL 1	2	3	4	6	7	11	32	35	60	67	227
1010	COLORADO SPRINGS 11	4406	JEFFERSON ELEMENTARY SCHOOL	PK	1	0	0	1	1	2	2	1	7	12	27
1010	COLORADO SPRINGS 11	4406	JEFFERSON ELEMENTARY SCHOOL	KINDERG/	0	1	0	0	3	3	4	9	8	5	33
1010	COLORADO SPRINGS 11	4406	JEFFERSON ELEMENTARY SCHOOL	1ST	0	0	2	0	1	2	7	3	7	6	28
1010	COLORADO SPRINGS 11	4406	JEFFERSON ELEMENTARY SCHOOL	2ND	0	0	0	1	6	2	6	7	10	9	41
1010	COLORADO SPRINGS 11	4406	JEFFERSON ELEMENTARY SCHOOL	3RD	0	0	0	0	2	1	6	3	8	5	25
1010	COLORADO SPRINGS 11	4406	JEFFERSON ELEMENTARY SCHOOL	4TH	0	0	1	0	2	2	3	7	6	7	28
1010	COLORADO SPRINGS 11	4406	JEFFERSON ELEMENTARY SCHOOL	5TH	0	0	0	1	6	4	4	4	3	3	25



COLORADO DEPARTMENT OF EDUCATION
FALL 2007 PUPIL MEMBERSHIP BY DISTRICT, SCHOOL, GRADE, RACE/ETHNICITY, AND GENDER

District Code	DISTRICT	School Code	SCHOOL	GRADE	AMERICAN INDIAN OR ALASKAN NATIVE		ASIAN OR PACIFIC ISLANDER		BLACK (NOT HISPANIC)		HISPANIC		WHITE (NOT HISPANIC)		Total
					FEMALE	MALE	FEMALE	MALE	FEMALE	MALE	FEMALE	MALE	FEMALE	MALE	
1010	COLORADO SPRINGS 11	4406	JEFFERSON ELEMENTARY SCHOOL	SCHOOL 1	1	1	3	3	21	16	32	34	49	47	207
1010	COLORADO SPRINGS 11	4424	JENKINS MIDDLE SCHOOL	6TH	3	3	6	1	11	13	18	15	109	81	260
1010	COLORADO SPRINGS 11	4424	JENKINS MIDDLE SCHOOL	7TH	2	2	10	7	14	11	15	20	100	102	283
1010	COLORADO SPRINGS 11	4424	JENKINS MIDDLE SCHOOL	8TH	1	2	9	6	15	11	9	17	98	128	296
1010	COLORADO SPRINGS 11	4424	JENKINS MIDDLE SCHOOL	SCHOOL 1	6	7	25	14	40	35	42	52	307	311	839
1010	COLORADO SPRINGS 11	4530	KELLER ELEMENTARY SCHOOL	PK	0	1	0	0	0	2	5	5	8	8	29
1010	COLORADO SPRINGS 11	4530	KELLER ELEMENTARY SCHOOL	KINDERG/	1	0	0	0	0	3	10	12	39	30	95
1010	COLORADO SPRINGS 11	4530	KELLER ELEMENTARY SCHOOL	1ST	0	0	0	0	2	1	4	12	21	29	70
1010	COLORADO SPRINGS 11	4530	KELLER ELEMENTARY SCHOOL	2ND	1	0	0	2	2	3	16	11	22	39	96
1010	COLORADO SPRINGS 11	4530	KELLER ELEMENTARY SCHOOL	3RD	0	0	0	1	3	2	10	6	20	20	62
1010	COLORADO SPRINGS 11	4530	KELLER ELEMENTARY SCHOOL	4TH	0	0	1	2	1	3	8	9	21	15	60
1010	COLORADO SPRINGS 11	4530	KELLER ELEMENTARY SCHOOL	5TH	0	2	5	1	4	6	9	6	29	37	99
1010	COLORADO SPRINGS 11	4530	KELLER ELEMENTARY SCHOOL	SCHOOL 1	3	3	6	6	12	20	62	61	160	178	511
1010	COLORADO SPRINGS 11	5146	LIFE SKILLS CENTER OF COLORADO SPRINGS	9TH	0	0	0	0	0	0	0	0	0	1	1
1010	COLORADO SPRINGS 11	5146	LIFE SKILLS CENTER OF COLORADO SPRINGS	10TH	0	0	0	0	3	2	0	2	4	0	11
1010	COLORADO SPRINGS 11	5146	LIFE SKILLS CENTER OF COLORADO SPRINGS	11TH	0	0	1	0	6	8	13	9	17	19	73
1010	COLORADO SPRINGS 11	5146	LIFE SKILLS CENTER OF COLORADO SPRINGS	12TH	5	4	1	2	25	33	26	20	39	46	201
1010	COLORADO SPRINGS 11	5146	LIFE SKILLS CENTER OF COLORADO SPRINGS	SCHOOL 1	5	4	2	2	34	43	39	31	60	66	286
1010	COLORADO SPRINGS 11	5162	LINCOLN ELEMENTARY SCHOOL	KINDERG/	0	1	0	1	6	3	7	9	10	17	54
1010	COLORADO SPRINGS 11	5162	LINCOLN ELEMENTARY SCHOOL	1ST	0	0	1	1	2	3	7	10	20	14	58
1010	COLORADO SPRINGS 11	5162	LINCOLN ELEMENTARY SCHOOL	2ND	2	1	0	1	2	3	4	6	7	18	44
1010	COLORADO SPRINGS 11	5162	LINCOLN ELEMENTARY SCHOOL	3RD	2	1	1	1	3	3	3	6	11	16	47
1010	COLORADO SPRINGS 11	5162	LINCOLN ELEMENTARY SCHOOL	4TH	1	1	2	0	1	1	7	8	10	18	49
1010	COLORADO SPRINGS 11	5162	LINCOLN ELEMENTARY SCHOOL	5TH	1	4	4	0	1	4	7	13	15	46	146
1010	COLORADO SPRINGS 11	5162	LINCOLN ELEMENTARY SCHOOL	SCHOOL 1	6	5	8	4	14	14	32	46	71	98	298
1010	COLORADO SPRINGS 11	5272	LONGFELLOW ELEMENTARY SCHOOL	KINDERG/	0	0	0	0	2	3	7	3	10	14	39
1010	COLORADO SPRINGS 11	5272	LONGFELLOW ELEMENTARY SCHOOL	1ST	0	0	0	0	2	6	5	6	9	12	40
1010	COLORADO SPRINGS 11	5272	LONGFELLOW ELEMENTARY SCHOOL	2ND	0	0	0	1	2	5	2	6	5	6	27
1010	COLORADO SPRINGS 11	5272	LONGFELLOW ELEMENTARY SCHOOL	3RD	0	0	0	1	2	4	4	1	7	12	31
1010	COLORADO SPRINGS 11	5272	LONGFELLOW ELEMENTARY SCHOOL	4TH	0	0	0	1	4	2	3	10	5	26	70
1010	COLORADO SPRINGS 11	5272	LONGFELLOW ELEMENTARY SCHOOL	5TH	0	0	0	0	3	2	2	9	5	10	31
1010	COLORADO SPRINGS 11	5272	LONGFELLOW ELEMENTARY SCHOOL	SCHOOL 1	0	0	0	3	12	24	22	28	46	59	194
1010	COLORADO SPRINGS 11	5404	MADISON ELEMENTARY SCHOOL	PK	0	0	1	0	0	1	1	2	14	7	26
1010	COLORADO SPRINGS 11	5404	MADISON ELEMENTARY SCHOOL	KINDERG/	1	1	1	1	5	1	3	10	19	15	57
1010	COLORADO SPRINGS 11	5404	MADISON ELEMENTARY SCHOOL	1ST	0	0	1	0	3	8	3	2	20	13	50
1010	COLORADO SPRINGS 11	5404	MADISON ELEMENTARY SCHOOL	2ND	0	0	0	0	3	4	2	2	14	20	45
1010	COLORADO SPRINGS 11	5404	MADISON ELEMENTARY SCHOOL	3RD	0	0	0	0	4	2	1	0	19	19	45
1010	COLORADO SPRINGS 11	5404	MADISON ELEMENTARY SCHOOL	4TH	0	1	1	1	5	6	4	1	18	11	48
1010	COLORADO SPRINGS 11	5404	MADISON ELEMENTARY SCHOOL	5TH	0	0	1	2	4	2	2	3	13	25	52
1010	COLORADO SPRINGS 11	5404	MADISON ELEMENTARY SCHOOL	SCHOOL 1	1	2	5	4	24	24	16	20	117	110	323
1010	COLORADO SPRINGS 11	5576	TWAIN ELEMENTARY SCHOOL	PK	0	0	1	0	1	0	3	6	10	8	29
1010	COLORADO SPRINGS 11	5576	TWAIN ELEMENTARY SCHOOL	KINDERG/	0	0	0	0	5	5	7	11	18	23	69
1010	COLORADO SPRINGS 11	5576	TWAIN ELEMENTARY SCHOOL	1ST	0	1	1	1	7	6	7	11	16	23	73
1010	COLORADO SPRINGS 11	5576	TWAIN ELEMENTARY SCHOOL	2ND	0	1	1	0	1	6	11	10	19	21	70
1010	COLORADO SPRINGS 11	5576	TWAIN ELEMENTARY SCHOOL	3RD	1	1	0	0	6	7	10	12	19	13	69
1010	COLORADO SPRINGS 11	5576	TWAIN ELEMENTARY SCHOOL	4TH	0	1	2	0	2	6	2	6	16	18	53
1010	COLORADO SPRINGS 11	5576	TWAIN ELEMENTARY SCHOOL	5TH	2	0	1	1	2	3	7	11	18	11	56
1010	COLORADO SPRINGS 11	5576	TWAIN ELEMENTARY SCHOOL	SCHOOL 1	3	4	6	2	24	33	47	67	116	117	419
1010	COLORADO SPRINGS 11	5604	KING ELEMENTARY SCHOOL	PK	0	0	1	1	3	4	4	1	6	7	27
1010	COLORADO SPRINGS 11	5604	KING ELEMENTARY SCHOOL	KINDERG/	1	1	2	0	5	5	7	2	23	29	75
1010	COLORADO SPRINGS 11	5604	KING ELEMENTARY SCHOOL	1ST	0	0	2	0	6	5	7	6	20	20	66
1010	COLORADO SPRINGS 11	5604	KING ELEMENTARY SCHOOL	2ND	0	1	0	1	5	6	2	4	28	34	81
1010	COLORADO SPRINGS 11	5604	KING ELEMENTARY SCHOOL	3RD	1	0	1	0	5	1	6	4	22	22	62
1010	COLORADO SPRINGS 11	5604	KING ELEMENTARY SCHOOL	4TH	0	0	1	1	9	5	6	6	21	23	72
1010	COLORADO SPRINGS 11	5604	KING ELEMENTARY SCHOOL	5TH	1	1	2	1	4	2	3	9	21	30	74
1010	COLORADO SPRINGS 11	5604	KING ELEMENTARY SCHOOL	SCHOOL 1	3	3	9	4	37	28	35	32	141	165	457
1010	COLORADO SPRINGS 11	5610	MARTINEZ ELEMENTARY SCHOOL	PK	0	0	1	0	1	1	2	5	11	6	27
1010	COLORADO SPRINGS 11	5610	MARTINEZ ELEMENTARY SCHOOL	KINDERG/	2	1	4	5	6	7	8	32	36	106	287
1010	COLORADO SPRINGS 11	5610	MARTINEZ ELEMENTARY SCHOOL	1ST	0	0	2	1	3	4	5	3	33	36	87
1010	COLORADO SPRINGS 11	5610	MARTINEZ ELEMENTARY SCHOOL	2ND	0	0	1	1	2	3	6	9	42	43	107
1010	COLORADO SPRINGS 11	5610	MARTINEZ ELEMENTARY SCHOOL	3RD	1	0	1	4	2	3	7	3	36	32	89
1010	COLORADO SPRINGS 11	5610	MARTINEZ ELEMENTARY SCHOOL	4TH	1	0	3	2	6	2	5	5	36	36	96
1010	COLORADO SPRINGS 11	5610	MARTINEZ ELEMENTARY SCHOOL	5TH	0	0	0	4	5	6	6	4	45	30	100
1010	COLORADO SPRINGS 11	5610	MARTINEZ ELEMENTARY SCHOOL	SCHOOL 1	4	1	12	17	24	25	38	37	235	219	612
1010	COLORADO SPRINGS 11	5878	MIDLAND ELEMENTARY SCHOOL	KINDERG/	4	0	0	1	1	1	0	3	11	7	28
1010	COLORADO SPRINGS 11	5878	MIDLAND ELEMENTARY SCHOOL	1ST	1	0	0	0	2	0	4	2	19	6	34
1010	COLORADO SPRINGS 11	5878	MIDLAND ELEMENTARY SCHOOL	2ND	0	0	4	0	1	0	2	5	2	9	23

COLORADO DEPARTMENT OF EDUCATION
FALL 2007 PUPIL MEMBERSHIP BY DISTRICT, SCHOOL, GRADE, RACE/ETHNICITY, AND GENDER

District Code	DISTRICT	School Code	SCHOOL	GRADE	AMERICAN INDIAN OR ALASKAN NATIVE		AMERICAN INDIAN OR ALASKAN NATIVE		ASIAN OR PACIFIC ISLANDER		ASIAN OR PACIFIC ISLANDER		BLACK (NOT HISPANIC)		BLACK (NOT HISPANIC)		WHITE (NOT HISPANIC)		WHITE (NOT HISPANIC)		Total
					FEMALE	MALE	FEMALE	MALE	FEMALE	MALE	FEMALE	MALE	FEMALE	MALE	FEMALE	MALE	FEMALE	MALE	FEMALE	MALE	
1010	COLORADO SPRINGS 11	5878	MIDLAND ELEMENTARY SCHOOL	3RD	0	1	1	0	1	0	1	0	2	3	7	12	27				
1010	COLORADO SPRINGS 11	5878	MIDLAND ELEMENTARY SCHOOL	4TH	1	2	0	1	0	1	0	1	3	1	8	11	28				
1010	COLORADO SPRINGS 11	5878	MIDLAND ELEMENTARY SCHOOL	5TH	0	1	0	0	0	1	0	1	1	11	5	20					
1010	COLORADO SPRINGS 11	5878	MIDLAND ELEMENTARY SCHOOL	SCHOOL 1	6	4	5	2	6	2	12	15	58	50	160						
1010	COLORADO SPRINGS 11	5948	MITCHELL HIGH SCHOOL	9TH	6	3	5	5	28	22	43	52	60	52	276						
1010	COLORADO SPRINGS 11	5948	MITCHELL HIGH SCHOOL	10TH	2	2	5	2	27	20	52	35	92	87	324						
1010	COLORADO SPRINGS 11	5948	MITCHELL HIGH SCHOOL	11TH	2	3	4	4	28	33	46	43	52	90	305						
1010	COLORADO SPRINGS 11	5948	MITCHELL HIGH SCHOOL	12TH	1	3	5	2	23	44	51	36	95	94	354						
1010	COLORADO SPRINGS 11	5948	MITCHELL HIGH SCHOOL	SCHOOL 1	11	11	19	13	106	119	192	166	299	323	1,259						
1010	COLORADO SPRINGS 11	5988	MONROE ELEMENTARY SCHOOL	PK	0	0	0	0	0	4	5	9	5	4	27						
1010	COLORADO SPRINGS 11	5988	MONROE ELEMENTARY SCHOOL	KINDERG/	0	0	0	1	3	4	28	26	5	7	74						
1010	COLORADO SPRINGS 11	5988	MONROE ELEMENTARY SCHOOL	1ST	1	0	0	0	5	7	19	26	5	11	75						
1010	COLORADO SPRINGS 11	5988	MONROE ELEMENTARY SCHOOL	2ND	0	0	0	1	2	6	18	20	11	7	65						
1010	COLORADO SPRINGS 11	5988	MONROE ELEMENTARY SCHOOL	3RD	0	0	0	0	3	4	17	10	9	4	47						
1010	COLORADO SPRINGS 11	5988	MONROE ELEMENTARY SCHOOL	4TH	0	0	0	2	3	3	20	12	4	6	50						
1010	COLORADO SPRINGS 11	5988	MONROE ELEMENTARY SCHOOL	5TH	1	0	1	0	4	7	16	11	3	8	51						
1010	COLORADO SPRINGS 11	5988	MONROE ELEMENTARY SCHOOL	SCHOOL 1	2	1	1	4	20	35	123	114	42	47	389						
1010	COLORADO SPRINGS 11	6306	NORTH MIDDLE SCHOOL	6TH	5	4	5	2	15	14	30	29	106	62	272						
1010	COLORADO SPRINGS 11	6306	NORTH MIDDLE SCHOOL	7TH	3	3	4	5	21	22	23	30	89	70	270						
1010	COLORADO SPRINGS 11	6306	NORTH MIDDLE SCHOOL	8TH	2	0	2	0	23	18	30	22	80	72	249						
1010	COLORADO SPRINGS 11	6306	NORTH MIDDLE SCHOOL	SCHOOL 1	10	7	11	7	59	54	83	81	275	204	791						
1010	COLORADO SPRINGS 11	6680	PALMER HIGH SCHOOL	9TH	11	6	10	6	22	19	34	49	166	186	509						
1010	COLORADO SPRINGS 11	6680	PALMER HIGH SCHOOL	10TH	4	3	8	8	23	9	42	33	177	160	465						
1010	COLORADO SPRINGS 11	6680	PALMER HIGH SCHOOL	11TH	6	3	13	3	16	13	46	43	184	173	500						
1010	COLORADO SPRINGS 11	6680	PALMER HIGH SCHOOL	12TH	4	6	6	7	21	23	55	40	217	209	588						
1010	COLORADO SPRINGS 11	6680	PALMER HIGH SCHOOL	SCHOOL 1	25	16	37	24	82	64	177	165	744	728	2,062						
1010	COLORADO SPRINGS 11	6856	PENROSE ELEMENTARY SCHOOL	PK	0	0	0	0	1	3	2	3	7	11	27						
1010	COLORADO SPRINGS 11	6856	PENROSE ELEMENTARY SCHOOL	KINDERG/	3	0	2	0	3	4	10	4	18	27	71						
1010	COLORADO SPRINGS 11	6856	PENROSE ELEMENTARY SCHOOL	1ST	0	0	3	1	3	4	6	10	16	13	56						
1010	COLORADO SPRINGS 11	6856	PENROSE ELEMENTARY SCHOOL	2ND	0	0	2	1	4	2	8	6	28	25	76						
1010	COLORADO SPRINGS 11	6856	PENROSE ELEMENTARY SCHOOL	3RD	0	2	3	0	5	5	8	6	21	17	67						
1010	COLORADO SPRINGS 11	6856	PENROSE ELEMENTARY SCHOOL	4TH	0	0	2	2	5	2	5	4	17	16	53						
1010	COLORADO SPRINGS 11	6856	PENROSE ELEMENTARY SCHOOL	5TH	1	2	2	1	3	3	9	6	26	20	73						
1010	COLORADO SPRINGS 11	6856	PENROSE ELEMENTARY SCHOOL	SCHOOL 1	4	4	14	5	24	23	48	39	133	129	423						
1010	COLORADO SPRINGS 11	6932	PIKE ELEMENTARY SCHOOL	KINDERG/	1	1	0	0	1	2	2	2	4	8	21						
1010	COLORADO SPRINGS 11	6932	PIKE ELEMENTARY SCHOOL	1ST	0	0	1	0	0	2	3	3	7	8	24						
1010	COLORADO SPRINGS 11	6932	PIKE ELEMENTARY SCHOOL	2ND	0	1	0	0	0	2	4	6	7	5	25						
1010	COLORADO SPRINGS 11	6932	PIKE ELEMENTARY SCHOOL	3RD	0	0	0	0	1	0	6	2	11	7	27						
1010	COLORADO SPRINGS 11	6932	PIKE ELEMENTARY SCHOOL	4TH	0	0	2	0	1	2	1	3	5	3	17						
1010	COLORADO SPRINGS 11	6932	PIKE ELEMENTARY SCHOOL	5TH	0	1	1	0	0	2	1	0	5	3	13						
1010	COLORADO SPRINGS 11	6932	PIKE ELEMENTARY SCHOOL	SCHOOL 1	1	3	4	0	3	10	17	16	39	34	127						
1010	COLORADO SPRINGS 11	7228	QUEEN PALMER ELEMENTARY SCHOOL	KINDERG/	0	0	0	0	3	6	4	5	12	8	38						
1010	COLORADO SPRINGS 11	7228	QUEEN PALMER ELEMENTARY SCHOOL	1ST	0	0	0	0	2	1	8	11	8	11	41						
1010	COLORADO SPRINGS 11	7228	QUEEN PALMER ELEMENTARY SCHOOL	2ND	1	0	1	0	2	3	5	6	9	5	32						
1010	COLORADO SPRINGS 11	7228	QUEEN PALMER ELEMENTARY SCHOOL	3RD	0	0	0	0	2	4	4	4	12	13	39						
1010	COLORADO SPRINGS 11	7228	QUEEN PALMER ELEMENTARY SCHOOL	4TH	0	0	0	0	3	3	7	3	9	10	35						
1010	COLORADO SPRINGS 11	7228	QUEEN PALMER ELEMENTARY SCHOOL	5TH	0	0	0	0	1	1	7	5	7	10	31						
1010	COLORADO SPRINGS 11	7228	QUEEN PALMER ELEMENTARY SCHOOL	SCHOOL 1	1	0	1	0	13	18	35	34	57	57	216						
1010	COLORADO SPRINGS 11	7482	ROOSEVELT EDISON CHARTER SCHOOL	KINDERG/	4	0	1	2	4	7	37	38	13	18	124						
1010	COLORADO SPRINGS 11	7482	ROOSEVELT EDISON CHARTER SCHOOL	1ST	0	0	1	0	8	9	41	48	19	24	150						
1010	COLORADO SPRINGS 11	7482	ROOSEVELT EDISON CHARTER SCHOOL	2ND	0	2	1	1	8	10	25	47	13	10	117						
1010	COLORADO SPRINGS 11	7482	ROOSEVELT EDISON CHARTER SCHOOL	3RD	0	1	2	2	8	6	30	24	9	18	100						
1010	COLORADO SPRINGS 11	7482	ROOSEVELT EDISON CHARTER SCHOOL	4TH	0	0	1	1	4	3	26	33	14	11	93						
1010	COLORADO SPRINGS 11	7482	ROOSEVELT EDISON CHARTER SCHOOL	5TH	0	0	1	0	4	3	25	26	7	9	75						
1010	COLORADO SPRINGS 11	7482	ROOSEVELT EDISON CHARTER SCHOOL	SCHOOL 1	4	3	7	6	36	38	184	216	75	90	659						
1010	COLORADO SPRINGS 11	7513	RUDY ELEMENTARY SCHOOL	PK	0	0	0	0	2	0	1	2	10	12	27						
1010	COLORADO SPRINGS 11	7513	RUDY ELEMENTARY SCHOOL	KINDERG/	1	0	3	1	4	7	4	7	35	24	86						
1010	COLORADO SPRINGS 11	7513	RUDY ELEMENTARY SCHOOL	1ST	3	2	0	3	6	1	0	17	24	57	174						
1010	COLORADO SPRINGS 11	7513	RUDY ELEMENTARY SCHOOL	2ND	1	1	0	1	4	6	7	5	20	22	67						
1010	COLORADO SPRINGS 11	7513	RUDY ELEMENTARY SCHOOL	3RD	0	1	1	1	2	2	2	0	24	23	56						
1010	COLORADO SPRINGS 11	7513	RUDY ELEMENTARY SCHOOL	4TH	1	0	1	0	4	3	2	5	29	30	75						
1010	COLORADO SPRINGS 11	7513	RUDY ELEMENTARY SCHOOL	5TH	0	0	0	1	3	1	2	28	18	56	154						
1010	COLORADO SPRINGS 11	7513	RUDY ELEMENTARY SCHOOL	SCHOOL 1	4	4	5	7	22	27	18	21	163	153	424						
1010	COLORADO SPRINGS 11	7523	RUSSELL MIDDLE SCHOOL	6TH	3	4	2	2	15	13	25	30	99	81	274						
1010	COLORADO SPRINGS 11	7523	RUSSELL MIDDLE SCHOOL	7TH	3	3	4	3	13	14	25	27	90	82	264						
1010	COLORADO SPRINGS 11	7523	RUSSELL MIDDLE SCHOOL	8TH	4	1	5	2	17	10	24	27	90	100	280						
1010	COLORADO SPRINGS 11	7523	RUSSELL MIDDLE SCHOOL	SCHOOL 1	10	8	11	7	45	37	74	84	279	263	818						

COLORADO DEPARTMENT OF EDUCATION
FALL 2007 PUPIL MEMBERSHIP BY DISTRICT, SCHOOL, GRADE, RACE/ETHNICITY, AND GENDER

District Code	DISTRICT	School Code	SCHOOL	GRADE	AMERICAN INDIAN OR ALASKAN NATIVE	AMERICAN INDIAN OR ALASKAN NATIVE	ASIAN OR PACIFIC ISLANDER	ASIAN OR PACIFIC ISLANDER	BLACK (NOT HISPANIC)	BLACK (NOT HISPANIC)	HISPANIC	HISPANIC	WHITE (NOT HISPANIC)	WHITE (NOT HISPANIC)	Total
					FEMALE	MALE	FEMALE	MALE	FEMALE	MALE	FEMALE	MALE	FEMALE	MALE	
1010	COLORADO SPRINGS 11	7556	SABIN MIDDLE SCHOOL	6TH	2	2	2	3	18	18	22	27	96	75	265
1010	COLORADO SPRINGS 11	7556	SABIN MIDDLE SCHOOL	7TH	5	5	4	4	14	22	21	20	71	73	239
1010	COLORADO SPRINGS 11	7556	SABIN MIDDLE SCHOOL	8TH	0	1	9	3	15	18	26	18	86	97	273
1010	COLORADO SPRINGS 11	7556	SABIN MIDDLE SCHOOL	SCHOOL 1	7	8	15	10	47	58	69	65	253	245	777
1010	COLORADO SPRINGS 11	7705	SCOTT ELEMENTARY SCHOOL	PK	0	0	1	2	0	4	1	2	10	8	28
1010	COLORADO SPRINGS 11	7705	SCOTT ELEMENTARY SCHOOL	KINDERG/	1	0	3	4	0	3	9	9	40	37	106
1010	COLORADO SPRINGS 11	7705	SCOTT ELEMENTARY SCHOOL	1ST	0	0	3	4	1	4	4	9	29	47	101
1010	COLORADO SPRINGS 11	7705	SCOTT ELEMENTARY SCHOOL	2ND	1	0	1	0	3	5	5	6	32	42	95
1010	COLORADO SPRINGS 11	7705	SCOTT ELEMENTARY SCHOOL	3RD	0	0	4	2	5	3	6	6	37	37	100
1010	COLORADO SPRINGS 11	7705	SCOTT ELEMENTARY SCHOOL	4TH	0	0	0	3	4	1	4	7	34	41	94
1010	COLORADO SPRINGS 11	7705	SCOTT ELEMENTARY SCHOOL	5TH	0	0	0	4	2	2	7	9	44	41	109
1010	COLORADO SPRINGS 11	7705	SCOTT ELEMENTARY SCHOOL	SCHOOL 1	2	0	12	19	15	22	36	48	226	253	633
1010	COLORADO SPRINGS 11	8246	STEELE ELEMENTARY SCHOOL	KINDERG/	0	0	1	2	0	0	0	2	15	21	41
1010	COLORADO SPRINGS 11	8246	STEELE ELEMENTARY SCHOOL	1ST	0	0	0	0	0	0	0	0	22	19	41
1010	COLORADO SPRINGS 11	8246	STEELE ELEMENTARY SCHOOL	2ND	0	1	1	0	1	0	1	1	26	17	48
1010	COLORADO SPRINGS 11	8246	STEELE ELEMENTARY SCHOOL	3RD	0	0	4	1	1	0	1	0	20	20	47
1010	COLORADO SPRINGS 11	8246	STEELE ELEMENTARY SCHOOL	4TH	0	0	0	0	0	0	2	1	19	22	44
1010	COLORADO SPRINGS 11	8246	STEELE ELEMENTARY SCHOOL	5TH	0	1	2	1	0	0	2	1	19	18	44
1010	COLORADO SPRINGS 11	8246	STEELE ELEMENTARY SCHOOL	SCHOOL 1	0	2	8	4	2	0	6	5	121	117	265
1010	COLORADO SPRINGS 11	8346	STRATTON ELEMENTARY SCHOOL	PK	0	0	0	0	2	0	0	0	12	12	26
1010	COLORADO SPRINGS 11	8346	STRATTON ELEMENTARY SCHOOL	KINDERG/	0	0	0	0	0	0	2	1	13	20	36
1010	COLORADO SPRINGS 11	8346	STRATTON ELEMENTARY SCHOOL	1ST	0	0	0	0	0	2	3	1	23	14	43
1010	COLORADO SPRINGS 11	8346	STRATTON ELEMENTARY SCHOOL	2ND	0	0	1	0	0	1	2	3	21	18	46
1010	COLORADO SPRINGS 11	8346	STRATTON ELEMENTARY SCHOOL	3RD	1	0	0	0	3	1	1	1	23	20	49
1010	COLORADO SPRINGS 11	8346	STRATTON ELEMENTARY SCHOOL	4TH	0	0	1	0	0	2	4	5	24	25	61
1010	COLORADO SPRINGS 11	8346	STRATTON ELEMENTARY SCHOOL	5TH	0	0	1	1	3	3	2	3	24	30	68
1010	COLORADO SPRINGS 11	8346	STRATTON ELEMENTARY SCHOOL	SCHOOL 1	1	3	1	5	11	14	14	140	139	329	
1010	COLORADO SPRINGS 11	8359	SPACE TECHNOLOGY AND ARTS ACADEMY (STAR ACADEMY)	KINDERG/	1	0	1	0	5	4	5	1	10	14	41
1010	COLORADO SPRINGS 11	8359	SPACE TECHNOLOGY AND ARTS ACADEMY (STAR ACADEMY)	1ST	0	0	0	1	3	1	3	3	7	21	37
1010	COLORADO SPRINGS 11	8359	SPACE TECHNOLOGY AND ARTS ACADEMY (STAR ACADEMY)	2ND	0	0	1	0	2	1	4	3	4	15	24
1010	COLORADO SPRINGS 11	8359	SPACE TECHNOLOGY AND ARTS ACADEMY (STAR ACADEMY)	3RD	0	1	0	0	3	2	0	3	5	6	20
1010	COLORADO SPRINGS 11	8359	SPACE TECHNOLOGY AND ARTS ACADEMY (STAR ACADEMY)	4TH	0	0	1	0	0	1	0	1	0	0	3
1010	COLORADO SPRINGS 11	8359	SPACE TECHNOLOGY AND ARTS ACADEMY (STAR ACADEMY)	5TH	0	0	0	0	1	3	0	2	2	4	12
1010	COLORADO SPRINGS 11	8359	SPACE TECHNOLOGY AND ARTS ACADEMY (STAR ACADEMY)	SCHOOL 1	1	3	1	12	13	9	14	23	35	112	199
1010	COLORADO SPRINGS 11	8466	TAYLOR ELEMENTARY SCHOOL	KINDERG/	0	0	2	0	2	3	6	2	15	12	42
1010	COLORADO SPRINGS 11	8466	TAYLOR ELEMENTARY SCHOOL	1ST	1	0	0	0	0	6	2	14	12	35	57
1010	COLORADO SPRINGS 11	8466	TAYLOR ELEMENTARY SCHOOL	2ND	0	0	0	0	0	1	1	3	21	16	42
1010	COLORADO SPRINGS 11	8466	TAYLOR ELEMENTARY SCHOOL	3RD	0	1	0	0	2	8	3	15	14	43	67
1010	COLORADO SPRINGS 11	8466	TAYLOR ELEMENTARY SCHOOL	4TH	0	1	0	1	0	0	3	6	13	13	37
1010	COLORADO SPRINGS 11	8466	TAYLOR ELEMENTARY SCHOOL	5TH	0	1	0	1	2	3	1	13	24	45	72
1010	COLORADO SPRINGS 11	8466	TAYLOR ELEMENTARY SCHOOL	SCHOOL 1	1	2	3	1	3	8	27	17	91	91	244
1010	COLORADO SPRINGS 11	8902	TRAILBLAZER ELEMENTARY SCHOOL	HALF DAY	0	0	0	1	0	1	0	1	4	8	15
1010	COLORADO SPRINGS 11	8902	TRAILBLAZER ELEMENTARY SCHOOL	KINDERG/	0	0	3	0	2	1	2	3	11	19	41
1010	COLORADO SPRINGS 11	8902	TRAILBLAZER ELEMENTARY SCHOOL	1ST	0	0	0	1	2	2	2	3	27	23	59
1010	COLORADO SPRINGS 11	8902	TRAILBLAZER ELEMENTARY SCHOOL	2ND	0	0	2	1	2	1	3	3	24	19	55
1010	COLORADO SPRINGS 11	8902	TRAILBLAZER ELEMENTARY SCHOOL	3RD	0	0	1	1	3	1	1	0	25	19	51
1010	COLORADO SPRINGS 11	8902	TRAILBLAZER ELEMENTARY SCHOOL	4TH	0	0	1	1	2	2	3	6	19	21	55
1010	COLORADO SPRINGS 11	8902	TRAILBLAZER ELEMENTARY SCHOOL	5TH	0	0	1	2	1	2	4	2	19	21	52
1010	COLORADO SPRINGS 11	8902	TRAILBLAZER ELEMENTARY SCHOOL	SCHOOL 1	0	0	8	7	11	10	15	18	129	130	328
1010	COLORADO SPRINGS 11	9244	WASHINGTON ELEMENTARY SCHOOL	PK	0	0	0	0	1	0	4	11	10	26	47
1010	COLORADO SPRINGS 11	9244	WASHINGTON ELEMENTARY SCHOOL	KINDERG/	0	1	0	0	6	0	12	10	5	14	48
1010	COLORADO SPRINGS 11	9244	WASHINGTON ELEMENTARY SCHOOL	1ST	0	1	1	0	3	0	11	5	9	14	44
1010	COLORADO SPRINGS 11	9244	WASHINGTON ELEMENTARY SCHOOL	2ND	1	0	0	0	1	3	13	6	12	8	44
1010	COLORADO SPRINGS 11	9244	WASHINGTON ELEMENTARY SCHOOL	3RD	0	0	1	0	1	1	3	6	16	8	36
1010	COLORADO SPRINGS 11	9244	WASHINGTON ELEMENTARY SCHOOL	4TH	0	0	0	0	2	2	7	6	7	9	33
1010	COLORADO SPRINGS 11	9244	WASHINGTON ELEMENTARY SCHOOL	5TH	0	1	0	0	0	10	8	6	7	32	57
1010	COLORADO SPRINGS 11	9244	WASHINGTON ELEMENTARY SCHOOL	SCHOOL 1	1	3	2	0	13	7	56	45	66	70	263
1010	COLORADO SPRINGS 11	9282	IRVING MIDDLE SCHOOL	6TH	1	0	0	5	12	16	33	30	47	55	199
1010	COLORADO SPRINGS 11	9282	IRVING MIDDLE SCHOOL	7TH	0	2	6	3	8	19	23	21	43	60	185
1010	COLORADO SPRINGS 11	9282	IRVING MIDDLE SCHOOL	8TH	2	1	5	4	13	18	26	32	51	66	218
1010	COLORADO SPRINGS 11	9282	IRVING MIDDLE SCHOOL	SCHOOL 1	3	3	11	12	33	53	82	83	141	181	602
1010	COLORADO SPRINGS 11	9298	WASSON HIGH SCHOOL	9TH	4	3	2	5	20	23	41	37	70	109	314
1010	COLORADO SPRINGS 11	9298	WASSON HIGH SCHOOL	10TH	1	3	4	7	21	29	34	44	87	90	320
1010	COLORADO SPRINGS 11	9298	WASSON HIGH SCHOOL	11TH	3	2	3	2	16	17	32	45	90	98	308
1010	COLORADO SPRINGS 11	9298	WASSON HIGH SCHOOL	12TH	2	3	5	5	22	18	50	47	99	113	364
1010	COLORADO SPRINGS 11	9298	WASSON HIGH SCHOOL	SCHOOL 1	10	11	14	19	79	87	157	173	346	410	1,306
1010	COLORADO SPRINGS 11	9404	WEST INTERGENERATIONAL CENTER	6TH	0	1	0	3	3	7	12	13	31	39	109

COLORADO DEPARTMENT OF EDUCATION
FALL 2007 PUPIL MEMBERSHIP BY DISTRICT, SCHOOL, GRADE, RACE/ETHNICITY, AND GENDER

District Code	DISTRICT	School Code	SCHOOL	GRADE	AMERICAN	AMERICAN	ASIAN OR	ASIAN OR	BLACK	BLACK (NOT	HISPANIC	HISPANIC	WHITE (NOT	WHITE (NOT	Total
					INDIAN OR ALASKAN NATIVE	INDIAN OR ALASKAN NATIVE	PACIFIC ISLANDER	PACIFIC ISLANDER	(NOT HISPANIC)	HISPANIC)			HISPANIC)	HISPANIC)	
1010	COLORADO SPRINGS 11	9404	WEST INTERGENERATIONAL CENTER	7TH	0	2	1	1	3	3	14	18	35	36	113
1010	COLORADO SPRINGS 11	9404	WEST INTERGENERATIONAL CENTER	8TH	1	1	1	0	6	1	15	15	38	54	132
1010	COLORADO SPRINGS 11	9404	WEST INTERGENERATIONAL CENTER	SCHOOL 1	1	4	2	4	12	11	41	46	104	129	354
1010	COLORADO SPRINGS 11	9552	WHITTIER ELEMENTARY SCHOOL	KINDERG/	2	0	0	1	2	2	3	5	12	28	
1010	COLORADO SPRINGS 11	9552	WHITTIER ELEMENTARY SCHOOL	1ST	1	0	0	1	2	0	4	3	10	31	
1010	COLORADO SPRINGS 11	9552	WHITTIER ELEMENTARY SCHOOL	2ND	2	0	0	0	0	0	2	3	11	34	
1010	COLORADO SPRINGS 11	9552	WHITTIER ELEMENTARY SCHOOL	3RD	2	1	0	0	2	0	4	4	10	31	
1010	COLORADO SPRINGS 11	9552	WHITTIER ELEMENTARY SCHOOL	4TH	1	1	0	0	0	0	2	2	7	25	
1010	COLORADO SPRINGS 11	9552	WHITTIER ELEMENTARY SCHOOL	5TH	1	0	0	0	1	0	2	2	7	24	
1010	COLORADO SPRINGS 11	9552	WHITTIER ELEMENTARY SCHOOL	SCHOOL 1	9	2	0	2	6	2	16	17	50	69	173
1010	COLORADO SPRINGS 11	9618	ROGERS ELEMENTARY SCHOOL	PK	0	0	1	1	0	2	11	7	2	5	29
1010	COLORADO SPRINGS 11	9618	ROGERS ELEMENTARY SCHOOL	KINDERG/	0	0	3	0	8	6	12	12	11	14	66
1010	COLORADO SPRINGS 11	9618	ROGERS ELEMENTARY SCHOOL	1ST	1	0	3	1	7	4	20	11	12	11	70
1010	COLORADO SPRINGS 11	9618	ROGERS ELEMENTARY SCHOOL	2ND	1	0	2	2	3	3	8	7	5	17	48
1010	COLORADO SPRINGS 11	9618	ROGERS ELEMENTARY SCHOOL	3RD	0	0	1	0	6	5	11	10	14	12	59
1010	COLORADO SPRINGS 11	9618	ROGERS ELEMENTARY SCHOOL	4TH	1	0	2	1	5	4	9	12	14	12	60
1010	COLORADO SPRINGS 11	9618	ROGERS ELEMENTARY SCHOOL	5TH	0	0	1	0	3	3	14	17	10	11	59
1010	COLORADO SPRINGS 11	9618	ROGERS ELEMENTARY SCHOOL	SCHOOL 1	3	0	13	5	32	27	85	76	68	82	391
1010	COLORADO SPRINGS 11	9660	WILSON ELEMENTARY SCHOOL	KINDERG/	0	0	2	3	5	5	18	20	12	7	72
1010	COLORADO SPRINGS 11	9660	WILSON ELEMENTARY SCHOOL	1ST	0	0	4	3	3	7	10	14	6	12	59
1010	COLORADO SPRINGS 11	9660	WILSON ELEMENTARY SCHOOL	2ND	0	0	1	2	3	2	16	15	10	10	59
1010	COLORADO SPRINGS 11	9660	WILSON ELEMENTARY SCHOOL	3RD	2	0	0	1	6	5	21	10	12	9	66
1010	COLORADO SPRINGS 11	9660	WILSON ELEMENTARY SCHOOL	4TH	0	0	2	0	6	9	15	13	10	10	66
1010	COLORADO SPRINGS 11	9660	WILSON ELEMENTARY SCHOOL	5TH	0	0	2	1	4	4	15	16	15	8	65
1010	COLORADO SPRINGS 11	9660	WILSON ELEMENTARY SCHOOL	SCHOOL 1	2	1	11	10	27	32	95	88	65	56	387
1010	COLORADO SPRINGS 11		DISTRICT TOTAL		244	217	438	401	1,500	1,625	3,261	3,283	9,008	9,541	29,518
1020	CHEYENNE MOUNTAIN 12	1582	CHEYENNE MOUNTAIN CHARTER ACADEMY	HALF DAY	0	0	1	3	6	2	12	5	28	32	89
1020	CHEYENNE MOUNTAIN 12	1582	CHEYENNE MOUNTAIN CHARTER ACADEMY	KINDERG/	1	0	1	0	1	0	2	4	12	21	
1020	CHEYENNE MOUNTAIN 12	1582	CHEYENNE MOUNTAIN CHARTER ACADEMY	1ST	0	0	4	9	1	4	10	7	42	43	120
1020	CHEYENNE MOUNTAIN 12	1582	CHEYENNE MOUNTAIN CHARTER ACADEMY	2ND	0	1	3	2	6	2	7	12	44	40	117
1020	CHEYENNE MOUNTAIN 12	1582	CHEYENNE MOUNTAIN CHARTER ACADEMY	3RD	0	0	4	4	5	5	14	13	43	38	126
1020	CHEYENNE MOUNTAIN 12	1582	CHEYENNE MOUNTAIN CHARTER ACADEMY	4TH	0	0	3	1	7	2	8	4	37	40	102
1020	CHEYENNE MOUNTAIN 12	1582	CHEYENNE MOUNTAIN CHARTER ACADEMY	5TH	0	0	1	3	1	1	6	7	39	35	93
1020	CHEYENNE MOUNTAIN 12	1582	CHEYENNE MOUNTAIN CHARTER ACADEMY	6TH	0	1	3	1	3	4	8	11	34	23	88
1020	CHEYENNE MOUNTAIN 12	1582	CHEYENNE MOUNTAIN CHARTER ACADEMY	7TH	0	0	1	3	0	5	4	5	32	26	76
1020	CHEYENNE MOUNTAIN 12	1582	CHEYENNE MOUNTAIN CHARTER ACADEMY	8TH	0	2	0	2	3	1	3	4	21	23	59
1020	CHEYENNE MOUNTAIN 12	1582	CHEYENNE MOUNTAIN CHARTER ACADEMY	SCHOOL 1	1	4	21	28	33	26	72	70	324	312	891
1020	CHEYENNE MOUNTAIN 12	1586	CHEYENNE MOUNTAIN ELEMENTARY SCHOOL	HALF DAY	0	0	1	0	0	0	2	0	11	19	33
1020	CHEYENNE MOUNTAIN 12	1586	CHEYENNE MOUNTAIN ELEMENTARY SCHOOL	1ST	0	1	4	1	0	1	0	1	20	15	43
1020	CHEYENNE MOUNTAIN 12	1586	CHEYENNE MOUNTAIN ELEMENTARY SCHOOL	2ND	0	0	4	0	0	1	2	2	22	16	47
1020	CHEYENNE MOUNTAIN 12	1586	CHEYENNE MOUNTAIN ELEMENTARY SCHOOL	3RD	0	0	1	0	1	0	0	4	20	24	50
1020	CHEYENNE MOUNTAIN 12	1586	CHEYENNE MOUNTAIN ELEMENTARY SCHOOL	4TH	0	0	1	0	0	2	1	3	22	23	52
1020	CHEYENNE MOUNTAIN 12	1586	CHEYENNE MOUNTAIN ELEMENTARY SCHOOL	5TH	0	0	0	0	0	0	2	4	28	16	50
1020	CHEYENNE MOUNTAIN 12	1586	CHEYENNE MOUNTAIN ELEMENTARY SCHOOL	6TH	1	0	1	1	1	0	0	2	22	23	51
1020	CHEYENNE MOUNTAIN 12	1586	CHEYENNE MOUNTAIN ELEMENTARY SCHOOL	SCHOOL 1	1	1	11	3	3	3	7	16	145	136	326
1020	CHEYENNE MOUNTAIN 12	1588	CHEYENNE MOUNTAIN JUNIOR HIGH SCHOOL	7TH	2	1	9	8	10	16	13	121	126	313	
1020	CHEYENNE MOUNTAIN 12	1588	CHEYENNE MOUNTAIN JUNIOR HIGH SCHOOL	8TH	3	2	11	7	4	7	16	11	147	129	337
1020	CHEYENNE MOUNTAIN 12	1588	CHEYENNE MOUNTAIN JUNIOR HIGH SCHOOL	SCHOOL 1	5	3	18	16	12	17	32	24	268	255	650
1020	CHEYENNE MOUNTAIN 12	1590	CHEYENNE MOUNTAIN HIGH SCHOOL	9TH	3	2	8	11	3	3	16	13	138	142	339
1020	CHEYENNE MOUNTAIN 12	1590	CHEYENNE MOUNTAIN HIGH SCHOOL	10TH	2	0	15	11	4	5	9	13	127	158	344
1020	CHEYENNE MOUNTAIN 12	1590	CHEYENNE MOUNTAIN HIGH SCHOOL	11TH	1	2	12	11	2	0	14	14	127	164	347
1020	CHEYENNE MOUNTAIN 12	1590	CHEYENNE MOUNTAIN HIGH SCHOOL	12TH	1	0	11	7	2	6	13	15	154	129	338
1020	CHEYENNE MOUNTAIN 12	1590	CHEYENNE MOUNTAIN HIGH SCHOOL	SCHOOL 1	7	4	46	40	11	14	52	55	546	593	1,368
1020	CHEYENNE MOUNTAIN 12	1592	BROADMOOR ELEMENTARY SCHOOL	HALF DAY	0	1	0	1	1	1	3	7	9	24	
1020	CHEYENNE MOUNTAIN 12	1592	BROADMOOR ELEMENTARY SCHOOL	1ST	2	1	1	0	1	1	5	2	8	15	36
1020	CHEYENNE MOUNTAIN 12	1592	BROADMOOR ELEMENTARY SCHOOL	2ND	1	0	1	0	0	0	2	2	16	18	40
1020	CHEYENNE MOUNTAIN 12	1592	BROADMOOR ELEMENTARY SCHOOL	3RD	0	0	1	0	2	0	1	2	17	16	39
1020	CHEYENNE MOUNTAIN 12	1592	BROADMOOR ELEMENTARY SCHOOL	4TH	1	0	1	0	2	1	3	3	15	17	43
1020	CHEYENNE MOUNTAIN 12	1592	BROADMOOR ELEMENTARY SCHOOL	5TH	0	0	0	3	0	3	2	1	20	13	42
1020	CHEYENNE MOUNTAIN 12	1592	BROADMOOR ELEMENTARY SCHOOL	6TH	0	0	0	2	1	1	3	18	7	33	
1020	CHEYENNE MOUNTAIN 12	1592	BROADMOOR ELEMENTARY SCHOOL	SCHOOL 1	4	1	6	6	6	7	15	16	101	95	257
1020	CHEYENNE MOUNTAIN 12	1596	CANON ELEMENTARY SCHOOL	HALF DAY	0	0	0	0	1	0	0	2	16	20	39
1020	CHEYENNE MOUNTAIN 12	1596	CANON ELEMENTARY SCHOOL	1ST	0	0	1	2	1	0	3	1	11	23	42
1020	CHEYENNE MOUNTAIN 12	1596	CANON ELEMENTARY SCHOOL	2ND	0	0	1	1	1	0	4	2	10	19	38
1020	CHEYENNE MOUNTAIN 12	1596	CANON ELEMENTARY SCHOOL	3RD	0	1	0	0	0	1	1	2	15	15	35
1020	CHEYENNE MOUNTAIN 12	1596	CANON ELEMENTARY SCHOOL	4TH	0	0	0	1	1	0	5	2	18	12	39
1020	CHEYENNE MOUNTAIN 12	1596	CANON ELEMENTARY SCHOOL	5TH	0	1	3	0	0	0	1	4	15	19	43

COLORADO DEPARTMENT OF EDUCATION
FALL 2007 PUPIL MEMBERSHIP BY DISTRICT, SCHOOL, GRADE, RACE/ETHNICITY, AND GENDER


District Code	DISTRICT	School Code	SCHOOL	GRADE	AMERICAN INDIAN OR ALASKAN NATIVE	AMERICAN INDIAN OR ALASKAN NATIVE	ASIAN OR PACIFIC ISLANDER	ASIAN OR PACIFIC ISLANDER	BLACK (NOT HISPANIC)	BLACK (NOT HISPANIC)	HISPANIC	HISPANIC	WHITE (NOT HISPANIC)	WHITE (NOT HISPANIC)	Total	
					FEMALE	MALE	FEMALE	MALE	FEMALE	MALE	FEMALE	MALE	FEMALE	MALE		
1020	CHEYENNE MOUNTAIN 12	1596	CANON ELEMENTARY SCHOOL	6TH	0	0	0	0	0	0	1	3	21	17	42	
1020	CHEYENNE MOUNTAIN 12	1596	CANON ELEMENTARY SCHOOL	SCHOOL 1	0	2	5	4	1	15	16	106	125	278		
1020	CHEYENNE MOUNTAIN 12	1604	SKYWAY PARK ELEMENTARY SCHOOL	HALF DAY	0	0	0	1	0	0	0	2	12	10	25	
1020	CHEYENNE MOUNTAIN 12	1604	SKYWAY PARK ELEMENTARY SCHOOL	1ST	0	0	0	2	0	4	1	19	17	43		
1020	CHEYENNE MOUNTAIN 12	1604	SKYWAY PARK ELEMENTARY SCHOOL	2ND	0	0	0	2	0	3	3	17	19	44		
1020	CHEYENNE MOUNTAIN 12	1604	SKYWAY PARK ELEMENTARY SCHOOL	3RD	0	0	0	1	1	0	3	2	24	9	40	
1020	CHEYENNE MOUNTAIN 12	1604	SKYWAY PARK ELEMENTARY SCHOOL	4TH	2	0	2	0	1	2	6	3	16	17	49	
1020	CHEYENNE MOUNTAIN 12	1604	SKYWAY PARK ELEMENTARY SCHOOL	5TH	1	0	1	0	0	1	2	4	20	16	45	
1020	CHEYENNE MOUNTAIN 12	1604	SKYWAY PARK ELEMENTARY SCHOOL	6TH	1	1	4	0	1	0	1	4	21	20	53	
1020	CHEYENNE MOUNTAIN 12	1604	SKYWAY PARK ELEMENTARY SCHOOL	SCHOOL 1	4	1	7	6	3	19	19	129	108	299		
1020	CHEYENNE MOUNTAIN 12	3482	GOLD CAMP ELEMENTARY SCHOOL	PK	0	0	2	1	0	1	1	1	16	19	41	
1020	CHEYENNE MOUNTAIN 12	3482	GOLD CAMP ELEMENTARY SCHOOL	HALF DAY	1	0	0	2	0	0	0	1	14	13	31	
1020	CHEYENNE MOUNTAIN 12	3482	GOLD CAMP ELEMENTARY SCHOOL	1ST	1	0	2	0	0	1	2	1	22	17	46	
1020	CHEYENNE MOUNTAIN 12	3482	GOLD CAMP ELEMENTARY SCHOOL	2ND	0	1	0	0	0	2	2	12	24	41		
1020	CHEYENNE MOUNTAIN 12	3482	GOLD CAMP ELEMENTARY SCHOOL	3RD	1	0	2	0	0	2	2	19	20	46		
1020	CHEYENNE MOUNTAIN 12	3482	GOLD CAMP ELEMENTARY SCHOOL	4TH	0	0	0	1	1	0	2	20	24	50		
1020	CHEYENNE MOUNTAIN 12	3482	GOLD CAMP ELEMENTARY SCHOOL	5TH	0	0	0	0	0	3	1	31	17	52		
1020	CHEYENNE MOUNTAIN 12	3482	GOLD CAMP ELEMENTARY SCHOOL	6TH	0	0	0	0	1	0	1	0	18	19	39	
1020	CHEYENNE MOUNTAIN 12	3482	GOLD CAMP ELEMENTARY SCHOOL	SCHOOL 1	3	1	6	4	2	13	10	152	153	346		
1020	CHEYENNE MOUNTAIN 12	6953	PINON VALLEY ELEMENTARY SCHOOL	PK	0	0	2	0	1	1	0	9	11	24		
1020	CHEYENNE MOUNTAIN 12	6953	PINON VALLEY ELEMENTARY SCHOOL	HALF DAY	0	0	0	2	0	2	1	2	13	11	31	
1020	CHEYENNE MOUNTAIN 12	6953	PINON VALLEY ELEMENTARY SCHOOL	1ST	0	0	1	0	0	2	1	23	16	43		
1020	CHEYENNE MOUNTAIN 12	6953	PINON VALLEY ELEMENTARY SCHOOL	2ND	0	0	3	0	0	1	3	4	20	14	46	
1020	CHEYENNE MOUNTAIN 12	6953	PINON VALLEY ELEMENTARY SCHOOL	3RD	0	0	5	1	0	2	3	5	19	10	45	
1020	CHEYENNE MOUNTAIN 12	6953	PINON VALLEY ELEMENTARY SCHOOL	4TH	0	0	2	2	2	1	4	4	19	22	56	
1020	CHEYENNE MOUNTAIN 12	6953	PINON VALLEY ELEMENTARY SCHOOL	5TH	0	0	1	1	3	0	2	2	17	27	54	
1020	CHEYENNE MOUNTAIN 12	6953	PINON VALLEY ELEMENTARY SCHOOL	6TH	1	0	5	2	3	1	4	3	18	25	62	
1020	CHEYENNE MOUNTAIN 12	6953	PINON VALLEY ELEMENTARY SCHOOL	SCHOOL 1	1	2	19	8	8	20	21	138	136	361		
1020	CHEYENNE MOUNTAIN 12	9065	THE VANGUARD SCHOOL	9TH	0	0	1	0	1	2	1	0	15	19	39	
1020	CHEYENNE MOUNTAIN 12	9065	THE VANGUARD SCHOOL	10TH	0	2	2	2	3	0	4	2	15	6	36	
1020	CHEYENNE MOUNTAIN 12	9065	THE VANGUARD SCHOOL	SCHOOL 1	0	2	3	2	4	2	5	2	30	25	75	
1020	CHEYENNE MOUNTAIN 12		DISTRICT TOTAL		26	21	142	117	86	83	250	249	1,939	1,938	4,851	
1030	MANITOU SPRINGS 14	5460	MANITOU SPRINGS ELEMENTARY SCHOOL	PK	1	0	0	0	0	0	0	4	19	24		
1030	MANITOU SPRINGS 14	5460	MANITOU SPRINGS ELEMENTARY SCHOOL	KINDERG/	1	1	0	0	0	1	3	24	32	62		
1030	MANITOU SPRINGS 14	5460	MANITOU SPRINGS ELEMENTARY SCHOOL	1ST	0	0	0	4	1	1	3	27	15	52		
1030	MANITOU SPRINGS 14	5460	MANITOU SPRINGS ELEMENTARY SCHOOL	2ND	1	1	0	0	2	0	1	35	26	67		
1030	MANITOU SPRINGS 14	5460	MANITOU SPRINGS ELEMENTARY SCHOOL	3RD	0	2	2	0	0	4	2	25	37	72		
1030	MANITOU SPRINGS 14	5460	MANITOU SPRINGS ELEMENTARY SCHOOL	4TH	0	1	0	0	0	1	2	5	38	27	74	
1030	MANITOU SPRINGS 14	5460	MANITOU SPRINGS ELEMENTARY SCHOOL	5TH	0	2	0	1	0	1	0	4	30	35	73	
1030	MANITOU SPRINGS 14	5460	MANITOU SPRINGS ELEMENTARY SCHOOL	SCHOOL 1	3	7	2	5	3	9	18	183	191	424		
1030	MANITOU SPRINGS 14	5464	MANITOU SPRINGS MIDDLE SCHOOL	6TH	3	1	0	1	0	1	8	6	48	47	115	
1030	MANITOU SPRINGS 14	5464	MANITOU SPRINGS MIDDLE SCHOOL	7TH	1	0	3	0	1	2	3	6	41	52	109	
1030	MANITOU SPRINGS 14	5464	MANITOU SPRINGS MIDDLE SCHOOL	8TH	1	2	1	0	1	1	4	5	55	48	118	
1030	MANITOU SPRINGS 14	5464	MANITOU SPRINGS MIDDLE SCHOOL	SCHOOL 1	5	3	4	1	2	4	15	17	144	147	342	
1030	MANITOU SPRINGS 14	5468	MANITOU SPRINGS HIGH SCHOOL	9TH	1	3	1	1	1	1	4	7	58	60	137	
1030	MANITOU SPRINGS 14	5468	MANITOU SPRINGS HIGH SCHOOL	10TH	0	1	0	2	0	4	6	46	55	114		
1030	MANITOU SPRINGS 14	5468	MANITOU SPRINGS HIGH SCHOOL	11TH	1	0	2	1	1	2	3	4	45	55	114	
1030	MANITOU SPRINGS 14	5468	MANITOU SPRINGS HIGH SCHOOL	12TH	2	0	1	2	1	1	5	57	48	118		
1030	MANITOU SPRINGS 14	5468	MANITOU SPRINGS HIGH SCHOOL	SCHOOL 1	4	4	4	6	3	4	12	22	206	218	483	
1030	MANITOU SPRINGS 14	9010	UTE PASS ELEMENTARY SCHOOL	PK	0	0	0	0	0	0	0	7	5	12		
1030	MANITOU SPRINGS 14	9010	UTE PASS ELEMENTARY SCHOOL	KINDERG/	0	0	0	0	0	0	0	8	9	17		
1030	MANITOU SPRINGS 14	9010	UTE PASS ELEMENTARY SCHOOL	1ST	0	0	0	0	0	1	1	7	8	17		
1030	MANITOU SPRINGS 14	9010	UTE PASS ELEMENTARY SCHOOL	2ND	0	0	0	0	1	0	0	6	9	16		
1030	MANITOU SPRINGS 14	9010	UTE PASS ELEMENTARY SCHOOL	3RD	0	0	0	0	0	1	0	9	7	17		
1030	MANITOU SPRINGS 14	9010	UTE PASS ELEMENTARY SCHOOL	4TH	0	0	0	0	0	0	0	12	13	25		
1030	MANITOU SPRINGS 14	9010	UTE PASS ELEMENTARY SCHOOL	5TH	3	0	0	0	0	1	0	14	7	25		
1030	MANITOU SPRINGS 14	9010	UTE PASS ELEMENTARY SCHOOL	SCHOOL 1	3	0	0	0	1	0	3	1	63	58	129	
1030	MANITOU SPRINGS 14		DISTRICT TOTAL		15	14	10	12	9	11	39	58	596	614	1,378	
1040	ACADEMY 20	0017	ACADEMY ENDEAVOUR ELEMENTARY SCHOOL	HALF DAY	0	0	0	0	0	0	1	3	8	12		
1040	ACADEMY 20	0017	ACADEMY ENDEAVOUR ELEMENTARY SCHOOL	KINDERG/	0	0	1	5	2	2	1	3	10	17	41	
1040	ACADEMY 20	0017	ACADEMY ENDEAVOUR ELEMENTARY SCHOOL	1ST	2	0	4	2	2	0	5	3	22	20	60	
1040	ACADEMY 20	0017	ACADEMY ENDEAVOUR ELEMENTARY SCHOOL	2ND	0	1	6	5	4	3	7	1	25	26	78	
1040	ACADEMY 20	0017	ACADEMY ENDEAVOUR ELEMENTARY SCHOOL	3RD	1	0	4	3	4	3	1	5	24	31	76	
1040	ACADEMY 20	0017	ACADEMY ENDEAVOUR ELEMENTARY SCHOOL	4TH	0	0	3	1	3	3	3	7	32	32	84	
1040	ACADEMY 20	0017	ACADEMY ENDEAVOUR ELEMENTARY SCHOOL	5TH	0	1	7	8	1	2	2	4	18	43	86	
1040	ACADEMY 20	0017	ACADEMY ENDEAVOUR ELEMENTARY SCHOOL	SCHOOL 1	3	2	25	24	16	13	19	24	134	177	437	
1040	ACADEMY 20	0019	ACADEMY INTERNATIONAL ELEMENTARY SCHOOL	PK	1	2	14	7	7	4	17	9	42	59	162	

COLORADO DEPARTMENT OF EDUCATION
FALL 2007 PUPIL MEMBERSHIP BY DISTRICT, SCHOOL, GRADE, RACE/ETHNICITY, AND GENDER

District Code	DISTRICT	School Code	SCHOOL	GRADE	AMERICAN INDIAN OR ALASKAN NATIVE		ASIAN OR PACIFIC ISLANDER		BLACK (NOT HISPANIC)		HISPANIC		WHITE (NOT HISPANIC)		Total
					FEMALE	MALE	FEMALE	MALE	FEMALE	MALE	FEMALE	MALE	FEMALE	MALE	
1040	ACADEMY 20	0019	ACADEMY INTERNATIONAL ELEMENTARY SCHOOL	HALF DAY	0	0	0	1	1	0	2	1	16	20	41
1040	ACADEMY 20	0019	ACADEMY INTERNATIONAL ELEMENTARY SCHOOL	KINDERG/	0	0	5	4	3	5	0	0	17	16	50
1040	ACADEMY 20	0019	ACADEMY INTERNATIONAL ELEMENTARY SCHOOL	1ST	0	0	1	7	1	2	8	0	45	38	102
1040	ACADEMY 20	0019	ACADEMY INTERNATIONAL ELEMENTARY SCHOOL	2ND	0	0	5	6	6	3	5	5	34	33	97
1040	ACADEMY 20	0019	ACADEMY INTERNATIONAL ELEMENTARY SCHOOL	3RD	1	0	7	6	0	2	6	2	39	34	97
1040	ACADEMY 20	0019	ACADEMY INTERNATIONAL ELEMENTARY SCHOOL	4TH	0	0	4	5	1	1	1	0	34	52	98
1040	ACADEMY 20	0019	ACADEMY INTERNATIONAL ELEMENTARY SCHOOL	5TH	0	0	6	7	1	0	2	4	32	34	86
1040	ACADEMY 20	0019	ACADEMY INTERNATIONAL ELEMENTARY SCHOOL	SCHOOL 1	2	2	42	43	20	17	41	21	259	286	733
1040	ACADEMY 20	0074	CHALLENGER MIDDLE SCHOOL	6TH	0	0	2	5	5	3	5	5	63	93	181
1040	ACADEMY 20	0074	CHALLENGER MIDDLE SCHOOL	7TH	0	1	5	5	3	4	8	9	87	101	223
1040	ACADEMY 20	0074	CHALLENGER MIDDLE SCHOOL	8TH	0	1	4	4	1	1	11	3	75	79	179
1040	ACADEMY 20	0074	CHALLENGER MIDDLE SCHOOL	SCHOOL 1	0	2	11	14	9	8	24	17	225	273	583
1040	ACADEMY 20	0076	AIR ACADEMY HIGH SCHOOL	9TH	0	2	7	9	3	6	9	7	137	143	323
1040	ACADEMY 20	0076	AIR ACADEMY HIGH SCHOOL	10TH	2	0	10	10	8	5	13	10	132	160	350
1040	ACADEMY 20	0076	AIR ACADEMY HIGH SCHOOL	11TH	1	2	8	8	8	5	7	12	146	203	400
1040	ACADEMY 20	0076	AIR ACADEMY HIGH SCHOOL	12TH	0	0	11	9	2	6	5	10	148	164	355
1040	ACADEMY 20	0076	AIR ACADEMY HIGH SCHOOL	SCHOOL 1	3	4	36	36	21	22	34	39	563	670	1,428
1040	ACADEMY 20	0209	ASPEN VALLEY HIGH SCHOOL	9TH	0	0	0	0	0	0	0	0	0	3	4
1040	ACADEMY 20	0209	ASPEN VALLEY HIGH SCHOOL	10TH	0	1	0	0	0	1	1	1	9	8	21
1040	ACADEMY 20	0209	ASPEN VALLEY HIGH SCHOOL	11TH	0	0	1	0	0	0	0	3	9	19	32
1040	ACADEMY 20	0209	ASPEN VALLEY HIGH SCHOOL	12TH	0	0	0	0	1	0	0	1	22	20	44
1040	ACADEMY 20	0209	ASPEN VALLEY HIGH SCHOOL	SCHOOL 1	0	1	1	0	2	1	5	40	50	101	
1040	ACADEMY 20	0249	ANTELOPE TRAILS ELEMENTARY SCHOOL	PK	0	0	1	0	0	1	0	2	10	14	28
1040	ACADEMY 20	0249	ANTELOPE TRAILS ELEMENTARY SCHOOL	HALF DAY	0	0	1	0	0	0	1	0	21	21	44
1040	ACADEMY 20	0249	ANTELOPE TRAILS ELEMENTARY SCHOOL	KINDERG/	0	0	1	1	0	1	1	1	12	21	38
1040	ACADEMY 20	0249	ANTELOPE TRAILS ELEMENTARY SCHOOL	1ST	0	0	3	3	0	0	2	4	35	31	78
1040	ACADEMY 20	0249	ANTELOPE TRAILS ELEMENTARY SCHOOL	2ND	0	0	2	3	0	0	1	1	39	34	80
1040	ACADEMY 20	0249	ANTELOPE TRAILS ELEMENTARY SCHOOL	3RD	0	0	0	0	0	0	2	3	39	41	86
1040	ACADEMY 20	0249	ANTELOPE TRAILS ELEMENTARY SCHOOL	4TH	0	0	3	0	0	1	2	1	28	41	76
1040	ACADEMY 20	0249	ANTELOPE TRAILS ELEMENTARY SCHOOL	5TH	0	1	0	1	0	0	2	0	44	39	87
1040	ACADEMY 20	0249	ANTELOPE TRAILS ELEMENTARY SCHOOL	SCHOOL 1	0	2	11	8	0	3	10	13	228	242	517
1040	ACADEMY 20	1615	CHINOOK TRAIL ELEMENTARY SCHOOL	HALF DAY	0	0	2	1	0	1	1	0	6	6	17
1040	ACADEMY 20	1615	CHINOOK TRAIL ELEMENTARY SCHOOL	1ST	0	0	3	0	0	1	1	2	6	10	23
1040	ACADEMY 20	1615	CHINOOK TRAIL ELEMENTARY SCHOOL	2ND	0	0	1	0	0	0	1	0	8	4	14
1040	ACADEMY 20	1615	CHINOOK TRAIL ELEMENTARY SCHOOL	3RD	0	0	1	1	0	0	0	0	2	5	10
1040	ACADEMY 20	1615	CHINOOK TRAIL ELEMENTARY SCHOOL	4TH	0	0	2	1	0	0	0	2	6	8	19
1040	ACADEMY 20	1615	CHINOOK TRAIL ELEMENTARY SCHOOL	5TH	0	0	0	0	0	0	0	1	7	9	17
1040	ACADEMY 20	1615	CHINOOK TRAIL ELEMENTARY SCHOOL	SCHOOL 1	1	0	9	3	0	2	3	5	35	42	100
1040	ACADEMY 20	1627	THE CLASSICAL ACADEMY CHARTER	HALF DAY	0	1	7	7	3	3	7	14	101	147	290
1040	ACADEMY 20	1627	THE CLASSICAL ACADEMY CHARTER	1ST	0	3	9	2	3	4	7	7	122	128	285
1040	ACADEMY 20	1627	THE CLASSICAL ACADEMY CHARTER	2ND	1	0	10	3	4	4	12	11	108	112	265
1040	ACADEMY 20	1627	THE CLASSICAL ACADEMY CHARTER	3RD	0	0	4	10	8	1	6	8	104	142	283
1040	ACADEMY 20	1627	THE CLASSICAL ACADEMY CHARTER	4TH	0	0	4	2	4	3	9	9	121	107	259
1040	ACADEMY 20	1627	THE CLASSICAL ACADEMY CHARTER	5TH	0	1	8	2	3	3	5	3	108	112	245
1040	ACADEMY 20	1627	THE CLASSICAL ACADEMY CHARTER	6TH	0	2	2	3	5	4	10	5	87	115	233
1040	ACADEMY 20	1627	THE CLASSICAL ACADEMY CHARTER	SCHOOL 1	1	7	44	29	30	22	56	57	751	863	1,860
1040	ACADEMY 20	1629	THE CLASSICAL ACADEMY MIDDLE SCHOOL	7TH	1	0	3	4	1	3	11	9	100	107	239
1040	ACADEMY 20	1629	THE CLASSICAL ACADEMY MIDDLE SCHOOL	8TH	0	1	2	4	2	5	3	86	97	201	
1040	ACADEMY 20	1629	THE CLASSICAL ACADEMY MIDDLE SCHOOL	SCHOOL 1	2	0	4	6	5	5	16	12	186	204	440
1040	ACADEMY 20	1630	THE CLASSICAL ACADEMY HIGH SCHOOL	9TH	1	0	0	1	3	1	5	9	66	87	173
1040	ACADEMY 20	1630	THE CLASSICAL ACADEMY HIGH SCHOOL	10TH	0	0	3	0	3	2	5	2	76	75	166
1040	ACADEMY 20	1630	THE CLASSICAL ACADEMY HIGH SCHOOL	11TH	0	1	0	0	2	0	1	3	62	57	126
1040	ACADEMY 20	1630	THE CLASSICAL ACADEMY HIGH SCHOOL	12TH	0	1	0	1	1	1	2	0	42	27	75
1040	ACADEMY 20	1630	THE CLASSICAL ACADEMY HIGH SCHOOL	SCHOOL 1	1	2	3	2	9	4	13	14	246	246	540
1040	ACADEMY 20	2195	DISCOVERY CANYON CAMPUS SCHOOL	PK	0	0	0	3	0	0	1	1	13	14	32
1040	ACADEMY 20	2195	DISCOVERY CANYON CAMPUS SCHOOL	HALF DAY	0	0	0	0	0	0	0	0	12	16	28
1040	ACADEMY 20	2195	DISCOVERY CANYON CAMPUS SCHOOL	KINDERG/	1	0	0	0	0	0	0	2	9	11	23
1040	ACADEMY 20	2195	DISCOVERY CANYON CAMPUS SCHOOL	1ST	0	0	4	2	1	0	4	28	31	71	
1040	ACADEMY 20	2195	DISCOVERY CANYON CAMPUS SCHOOL	2ND	0	1	3	2	1	0	1	2	24	26	60
1040	ACADEMY 20	2195	DISCOVERY CANYON CAMPUS SCHOOL	3RD	1	1	3	0	1	1	3	30	24	65	
1040	ACADEMY 20	2195	DISCOVERY CANYON CAMPUS SCHOOL	4TH	0	0	3	1	2	0	3	2	13	23	47
1040	ACADEMY 20	2195	DISCOVERY CANYON CAMPUS SCHOOL	5TH	0	0	3	5	2	1	0	3	23	19	56
1040	ACADEMY 20	2195	DISCOVERY CANYON CAMPUS SCHOOL	6TH	0	3	6	6	3	2	5	10	78	98	211
1040	ACADEMY 20	2195	DISCOVERY CANYON CAMPUS SCHOOL	7TH	0	0	5	5	0	5	14	11	100	101	241
1040	ACADEMY 20	2195	DISCOVERY CANYON CAMPUS SCHOOL	8TH	0	1	8	3	1	5	3	14	113	122	270
1040	ACADEMY 20	2195	DISCOVERY CANYON CAMPUS SCHOOL	9TH	2	0	2	4	0	2	5	5	42	56	118
1040	ACADEMY 20	2195	DISCOVERY CANYON CAMPUS SCHOOL	SCHOOL 1	4	6	37	31	11	17	33	57	485	541	1,222

COLORADO DEPARTMENT OF EDUCATION
FALL 2007 PUPIL MEMBERSHIP BY DISTRICT, SCHOOL, GRADE, RACE/ETHNICITY, AND GENDER

District Code	DISTRICT	School Code	SCHOOL	GRADE	AMERICAN INDIAN OR ALASKAN NATIVE	AMERICAN INDIAN OR ALASKAN NATIVE	ASIAN OR PACIFIC ISLANDER	ASIAN OR PACIFIC ISLANDER	BLACK (NOT HISPANIC)	BLACK (NOT HISPANIC)	HISPANIC	HISPANIC	WHITE (NOT HISPANIC)	WHITE (NOT HISPANIC)	Total
					FEMALE	MALE	FEMALE	MALE	FEMALE	MALE	FEMALE	MALE	FEMALE	MALE	
1040	ACADEMY 20	2248	DOUGLASS VALLEY ELEMENTARY SCHOOL	HALF DAY	0	1	1	1	0	0	1	4	5	9	22
1040	ACADEMY 20	2248	DOUGLASS VALLEY ELEMENTARY SCHOOL	KINDERG/	1	0	0	1	3	1	1	1	9	7	24
1040	ACADEMY 20	2248	DOUGLASS VALLEY ELEMENTARY SCHOOL	1ST	0	0	0	0	3	0	3	4	12	11	33
1040	ACADEMY 20	2248	DOUGLASS VALLEY ELEMENTARY SCHOOL	2ND	0	0	1	2	4	1	2	1	20	15	46
1040	ACADEMY 20	2248	DOUGLASS VALLEY ELEMENTARY SCHOOL	3RD	0	1	1	0	1	3	5	1	19	18	49
1040	ACADEMY 20	2248	DOUGLASS VALLEY ELEMENTARY SCHOOL	4TH	0	0	0	1	3	4	3	2	12	16	41
1040	ACADEMY 20	2248	DOUGLASS VALLEY ELEMENTARY SCHOOL	5TH	1	0	0	0	0	0	1	1	11	16	32
1040	ACADEMY 20	2248	DOUGLASS VALLEY ELEMENTARY SCHOOL	SCHOOL 1	2	2	3	5	16	9	16	14	88	92	247
1040	ACADEMY 20	2358	EAGLEVIEW MIDDLE SCHOOL	6TH	1	1	6	7	7	4	12	20	116	152	326
1040	ACADEMY 20	2358	EAGLEVIEW MIDDLE SCHOOL	7TH	1	1	4	6	7	1	11	18	125	120	294
1040	ACADEMY 20	2358	EAGLEVIEW MIDDLE SCHOOL	8TH	0	1	11	17	6	4	11	7	105	133	295
1040	ACADEMY 20	2358	EAGLEVIEW MIDDLE SCHOOL	SCHOOL 1	2	3	21	30	20	9	34	45	346	405	915
1040	ACADEMY 20	2524	EDITH WOLFORD ELEMENTARY SCHOOL	PK	0	0	2	0	1	0	0	1	8	9	21
1040	ACADEMY 20	2524	EDITH WOLFORD ELEMENTARY SCHOOL	HALF DAY	0	0	0	0	0	1	0	2	6	7	16
1040	ACADEMY 20	2524	EDITH WOLFORD ELEMENTARY SCHOOL	KINDERG/	0	0	0	1	0	0	1	0	9	9	20
1040	ACADEMY 20	2524	EDITH WOLFORD ELEMENTARY SCHOOL	1ST	0	0	1	0	1	0	4	18	21	46	20
1040	ACADEMY 20	2524	EDITH WOLFORD ELEMENTARY SCHOOL	2ND	0	1	1	0	0	2	1	4	20	28	57
1040	ACADEMY 20	2524	EDITH WOLFORD ELEMENTARY SCHOOL	3RD	1	0	0	1	0	1	3	0	22	26	54
1040	ACADEMY 20	2524	EDITH WOLFORD ELEMENTARY SCHOOL	4TH	0	1	1	1	1	0	4	3	48	50	109
1040	ACADEMY 20	2524	EDITH WOLFORD ELEMENTARY SCHOOL	5TH	1	0	1	1	0	0	2	0	25	22	52
1040	ACADEMY 20	2524	EDITH WOLFORD ELEMENTARY SCHOOL	SCHOOL 1	2	2	6	4	3	5	11	14	156	172	375
1040	ACADEMY 20	2800	EXPLORER ELEMENTARY SCHOOL	PK	0	0	3	6	0	3	1	3	15	32	63
1040	ACADEMY 20	2800	EXPLORER ELEMENTARY SCHOOL	HALF DAY	0	0	1	0	1	1	1	1	15	17	37
1040	ACADEMY 20	2800	EXPLORER ELEMENTARY SCHOOL	KINDERG/	1	0	0	0	0	1	0	1	10	12	25
1040	ACADEMY 20	2800	EXPLORER ELEMENTARY SCHOOL	1ST	1	0	2	1	2	1	4	2	34	25	72
1040	ACADEMY 20	2800	EXPLORER ELEMENTARY SCHOOL	2ND	0	0	3	1	1	1	3	35	33	78	20
1040	ACADEMY 20	2800	EXPLORER ELEMENTARY SCHOOL	3RD	0	0	2	1	1	2	1	1	32	31	71
1040	ACADEMY 20	2800	EXPLORER ELEMENTARY SCHOOL	4TH	0	0	3	0	3	0	1	1	39	33	81
1040	ACADEMY 20	2800	EXPLORER ELEMENTARY SCHOOL	5TH	0	0	2	3	2	3	6	2	30	41	87
1040	ACADEMY 20	2800	EXPLORER ELEMENTARY SCHOOL	SCHOOL 1	2	1	16	12	10	10	15	14	210	224	514
1040	ACADEMY 20	3104	FOOTHILLS ELEMENTARY SCHOOL	HALF DAY	0	0	2	0	0	0	1	0	9	6	18
1040	ACADEMY 20	3104	FOOTHILLS ELEMENTARY SCHOOL	KINDERG/	0	0	2	3	1	0	0	1	11	13	32
1040	ACADEMY 20	3104	FOOTHILLS ELEMENTARY SCHOOL	1ST	0	0	1	1	3	2	4	2	23	26	62
1040	ACADEMY 20	3104	FOOTHILLS ELEMENTARY SCHOOL	2ND	1	3	2	0	0	1	1	3	31	28	70
1040	ACADEMY 20	3104	FOOTHILLS ELEMENTARY SCHOOL	3RD	0	0	2	6	2	2	2	1	34	23	72
1040	ACADEMY 20	3104	FOOTHILLS ELEMENTARY SCHOOL	4TH	0	0	1	0	4	2	2	0	24	32	65
1040	ACADEMY 20	3104	FOOTHILLS ELEMENTARY SCHOOL	5TH	1	0	4	2	0	3	2	2	31	26	71
1040	ACADEMY 20	3104	FOOTHILLS ELEMENTARY SCHOOL	SCHOOL 1	2	4	14	12	10	10	12	9	163	154	390
1040	ACADEMY 20	3238	FRONTIER ELEMENTARY SCHOOL	PK	0	0	2	1	0	2	2	2	9	9	27
1040	ACADEMY 20	3238	FRONTIER ELEMENTARY SCHOOL	HALF DAY	0	0	1	0	3	0	2	2	15	9	32
1040	ACADEMY 20	3238	FRONTIER ELEMENTARY SCHOOL	KINDERG/	0	0	1	2	1	1	0	3	6	13	27
1040	ACADEMY 20	3238	FRONTIER ELEMENTARY SCHOOL	1ST	0	1	2	1	2	3	8	1	28	26	72
1040	ACADEMY 20	3238	FRONTIER ELEMENTARY SCHOOL	2ND	0	0	3	2	2	4	5	3	31	19	69
1040	ACADEMY 20	3238	FRONTIER ELEMENTARY SCHOOL	3RD	0	0	2	2	3	1	5	26	28	67	20
1040	ACADEMY 20	3238	FRONTIER ELEMENTARY SCHOOL	4TH	1	0	4	1	3	3	5	3	28	27	75
1040	ACADEMY 20	3238	FRONTIER ELEMENTARY SCHOOL	5TH	0	3	2	2	5	4	4	27	35	87	20
1040	ACADEMY 20	3238	FRONTIER ELEMENTARY SCHOOL	SCHOOL 1	1	4	15	11	18	21	27	23	170	166	456
1040	ACADEMY 20	3985	HIGH PLAINS ELEMENTARY SCHOOL	HALF DAY	0	0	1	0	1	4	5	7	9	9	27
1040	ACADEMY 20	3985	HIGH PLAINS ELEMENTARY SCHOOL	KINDERG/	0	0	0	0	1	1	2	2	6	12	24
1040	ACADEMY 20	3985	HIGH PLAINS ELEMENTARY SCHOOL	1ST	0	0	0	2	1	0	1	5	18	14	41
1040	ACADEMY 20	3985	HIGH PLAINS ELEMENTARY SCHOOL	2ND	0	0	3	0	2	4	4	12	15	27	67
1040	ACADEMY 20	3985	HIGH PLAINS ELEMENTARY SCHOOL	3RD	0	0	5	3	3	1	3	2	21	14	52
1040	ACADEMY 20	3985	HIGH PLAINS ELEMENTARY SCHOOL	4TH	0	1	2	1	0	2	7	2	25	20	60
1040	ACADEMY 20	3985	HIGH PLAINS ELEMENTARY SCHOOL	5TH	0	0	4	2	0	2	4	8	20	30	70
1040	ACADEMY 20	3985	HIGH PLAINS ELEMENTARY SCHOOL	SCHOOL 1	0	1	14	9	7	11	25	36	112	126	341
1040	ACADEMY 20	5126	LIBERTY HIGH SCHOOL	9TH	2	2	5	11	7	4	17	16	135	161	360
1040	ACADEMY 20	5126	LIBERTY HIGH SCHOOL	10TH	1	0	6	13	10	10	16	15	135	179	385
1040	ACADEMY 20	5126	LIBERTY HIGH SCHOOL	11TH	1	1	9	4	11	6	11	19	128	168	358
1040	ACADEMY 20	5126	LIBERTY HIGH SCHOOL	12TH	3	2	4	7	9	4	16	10	156	161	372
1040	ACADEMY 20	5126	LIBERTY HIGH SCHOOL	SCHOOL 1	7	5	24	35	37	24	60	60	554	669	1,475
1040	ACADEMY 20	6140	MOUNTAIN RIDGE MIDDLE SCHOOL	6TH	2	1	13	8	13	13	11	16	156	155	388
1040	ACADEMY 20	6140	MOUNTAIN RIDGE MIDDLE SCHOOL	7TH	1	1	11	9	12	12	20	20	126	136	354
1040	ACADEMY 20	6140	MOUNTAIN RIDGE MIDDLE SCHOOL	8TH	2	1	11	14	14	9	12	13	153	161	390
1040	ACADEMY 20	6140	MOUNTAIN RIDGE MIDDLE SCHOOL	SCHOOL 1	11	3	35	31	39	34	43	49	435	452	1,132
1040	ACADEMY 20	6158	MOUNTAIN VIEW ELEMENTARY SCHOOL	HALF DAY	0	0	1	2	0	0	2	0	21	21	47
1040	ACADEMY 20	6158	MOUNTAIN VIEW ELEMENTARY SCHOOL	KINDERG/	0	0	2	2	1	0	3	2	16	24	50
1040	ACADEMY 20	6158	MOUNTAIN VIEW ELEMENTARY SCHOOL	1ST	0	0	3	1	0	0	2	2	24	39	71



COLORADO DEPARTMENT OF EDUCATION
FALL 2007 PUPIL MEMBERSHIP BY DISTRICT, SCHOOL, GRADE, RACE/ETHNICITY, AND GENDER

District Code	DISTRICT	School Code	SCHOOL	GRADE	AMERICAN INDIAN OR ALASKAN NATIVE	AMERICAN INDIAN OR ALASKAN NATIVE	ASIAN OR PACIFIC ISLANDER	ASIAN OR PACIFIC ISLANDER	BLACK (NOT HISPANIC)	BLACK (NOT HISPANIC)	HISPANIC	HISPANIC	WHITE (NOT HISPANIC)	WHITE (NOT HISPANIC)	Total
					FEMALE	MALE	FEMALE	MALE	FEMALE	MALE	FEMALE	MALE	FEMALE	MALE	
1040	ACADEMY 20	6158	MOUNTAIN VIEW ELEMENTARY SCHOOL	2ND	0	0	1	5	1	2	2	2	38	46	97
1040	ACADEMY 20	6158	MOUNTAIN VIEW ELEMENTARY SCHOOL	3RD	0	0	3	3	1	0	2	6	41	41	97
1040	ACADEMY 20	6158	MOUNTAIN VIEW ELEMENTARY SCHOOL	4TH	0	1	4	1	2	0	3	6	39	38	94
1040	ACADEMY 20	6158	MOUNTAIN VIEW ELEMENTARY SCHOOL	5TH	0	0	3	2	0	2	8	7	33	32	87
1040	ACADEMY 20	6158	MOUNTAIN VIEW ELEMENTARY SCHOOL	SCHOOL 1	0	1	17	16	5	4	22	25	212	241	543
1040	ACADEMY 20	6937	PINE CREEK HIGH SCHOOL	9TH	1	0	5	11	4	3	7	9	123	137	300
1040	ACADEMY 20	6937	PINE CREEK HIGH SCHOOL	10TH	2	4	10	11	4	2	11	12	163	186	405
1040	ACADEMY 20	6937	PINE CREEK HIGH SCHOOL	11TH	1	2	5	15	5	3	14	19	202	168	434
1040	ACADEMY 20	6937	PINE CREEK HIGH SCHOOL	12TH	5	0	14	2	3	7	10	6	189	189	425
1040	ACADEMY 20	6937	PINE CREEK HIGH SCHOOL	SCHOOL 1	9	6	34	39	16	15	42	46	677	680	1,564
1040	ACADEMY 20	6942	PINE VALLEY ELEMENTARY SCHOOL	HALF DAY	0	0	0	0	1	0	1	0	6	3	11
1040	ACADEMY 20	6942	PINE VALLEY ELEMENTARY SCHOOL	KINDERG/	0	0	0	1	0	0	2	1	4	5	13
1040	ACADEMY 20	6942	PINE VALLEY ELEMENTARY SCHOOL	1ST	0	0	0	0	2	1	2	3	9	9	26
1040	ACADEMY 20	6942	PINE VALLEY ELEMENTARY SCHOOL	2ND	0	0	1	0	0	1	2	3	9	13	29
1040	ACADEMY 20	6942	PINE VALLEY ELEMENTARY SCHOOL	3RD	0	1	0	1	2	3	4	2	6	5	24
1040	ACADEMY 20	6942	PINE VALLEY ELEMENTARY SCHOOL	4TH	0	0	0	0	0	2	1	2	4	12	21
1040	ACADEMY 20	6942	PINE VALLEY ELEMENTARY SCHOOL	5TH	0	0	1	0	2	1	6	7	8	25	35
1040	ACADEMY 20	6942	PINE VALLEY ELEMENTARY SCHOOL	SCHOOL 1	0	1	1	3	5	9	13	17	45	55	149
1040	ACADEMY 20	6960	PIONEER ELEMENTARY SCHOOL	HALF DAY	0	0	3	2	1	2	1	8	18	23	58
1040	ACADEMY 20	6960	PIONEER ELEMENTARY SCHOOL	KINDERG/	0	1	0	1	0	1	3	1	4	14	25
1040	ACADEMY 20	6960	PIONEER ELEMENTARY SCHOOL	1ST	0	0	0	4	4	3	6	9	38	34	98
1040	ACADEMY 20	6960	PIONEER ELEMENTARY SCHOOL	2ND	0	0	0	3	4	1	6	9	39	35	97
1040	ACADEMY 20	6960	PIONEER ELEMENTARY SCHOOL	3RD	1	1	1	5	4	4	8	10	36	29	99
1040	ACADEMY 20	6960	PIONEER ELEMENTARY SCHOOL	4TH	0	0	3	0	4	3	5	9	18	31	74
1040	ACADEMY 20	6960	PIONEER ELEMENTARY SCHOOL	5TH	0	0	0	2	2	3	10	6	30	30	84
1040	ACADEMY 20	6960	PIONEER ELEMENTARY SCHOOL	SCHOOL 1	2	3	7	17	19	17	39	52	183	196	535
1040	ACADEMY 20	7159	PRAIRIE HILLS ELEMENTARY SCHOOL	HALF DAY	0	1	0	1	1	1	0	0	17	16	36
1040	ACADEMY 20	7159	PRAIRIE HILLS ELEMENTARY SCHOOL	KINDERG/	0	0	0	0	1	1	4	3	15	20	44
1040	ACADEMY 20	7159	PRAIRIE HILLS ELEMENTARY SCHOOL	1ST	1	1	2	1	3	2	1	7	44	40	101
1040	ACADEMY 20	7159	PRAIRIE HILLS ELEMENTARY SCHOOL	2ND	0	1	1	1	4	3	3	3	40	35	91
1040	ACADEMY 20	7159	PRAIRIE HILLS ELEMENTARY SCHOOL	3RD	0	0	2	6	4	3	3	5	37	37	97
1040	ACADEMY 20	7159	PRAIRIE HILLS ELEMENTARY SCHOOL	4TH	1	0	1	4	5	3	0	6	42	37	99
1040	ACADEMY 20	7159	PRAIRIE HILLS ELEMENTARY SCHOOL	5TH	0	1	2	3	3	4	1	7	45	50	116
1040	ACADEMY 20	7159	PRAIRIE HILLS ELEMENTARY SCHOOL	SCHOOL 1	2	2	8	16	21	17	12	31	240	235	584
1040	ACADEMY 20	7240	RAMPART HIGH SCHOOL	9TH	0	5	12	11	13	8	14	17	198	148	426
1040	ACADEMY 20	7240	RAMPART HIGH SCHOOL	10TH	4	4	22	13	15	16	20	23	178	171	463
1040	ACADEMY 20	7240	RAMPART HIGH SCHOOL	11TH	5	3	13	11	13	17	24	16	185	190	477
1040	ACADEMY 20	7240	RAMPART HIGH SCHOOL	12TH	1	0	15	19	12	12	16	16	144	144	379
1040	ACADEMY 20	7240	RAMPART HIGH SCHOOL	SCHOOL 1	10	9	62	54	53	53	74	72	705	653	1,745
1040	ACADEMY 20	7247	RANCH CREEK ELEMENTARY	PK	0	0	2	0	0	0	3	1	11	11	28
1040	ACADEMY 20	7247	RANCH CREEK ELEMENTARY	HALF DAY	0	0	0	0	1	0	0	1	6	7	15
1040	ACADEMY 20	7247	RANCH CREEK ELEMENTARY	KINDERG/	1	0	1	1	2	1	0	1	19	9	35
1040	ACADEMY 20	7247	RANCH CREEK ELEMENTARY	1ST	0	0	0	0	3	2	2	0	16	20	43
1040	ACADEMY 20	7247	RANCH CREEK ELEMENTARY	2ND	0	0	3	1	2	1	3	0	11	19	40
1040	ACADEMY 20	7247	RANCH CREEK ELEMENTARY	3RD	0	1	2	1	3	0	1	1	13	15	37
1040	ACADEMY 20	7247	RANCH CREEK ELEMENTARY	4TH	0	0	1	0	0	2	2	2	16	18	41
1040	ACADEMY 20	7247	RANCH CREEK ELEMENTARY	5TH	0	0	1	1	1	0	2	0	12	12	29
1040	ACADEMY 20	7247	RANCH CREEK ELEMENTARY	SCHOOL 1	1	1	10	4	12	6	13	6	104	111	268
1040	ACADEMY 20	7460	ROCKRIMMON ELEMENTARY SCHOOL	HALF DAY	0	0	1	2	1	0	0	1	10	13	28
1040	ACADEMY 20	7460	ROCKRIMMON ELEMENTARY SCHOOL	KINDERG/	0	0	0	0	0	1	3	1	9	9	23
1040	ACADEMY 20	7460	ROCKRIMMON ELEMENTARY SCHOOL	1ST	0	0	2	1	2	1	3	0	27	29	65
1040	ACADEMY 20	7460	ROCKRIMMON ELEMENTARY SCHOOL	2ND	1	0	3	3	1	1	2	4	18	28	61
1040	ACADEMY 20	7460	ROCKRIMMON ELEMENTARY SCHOOL	3RD	1	0	2	2	0	2	1	4	29	29	70
1040	ACADEMY 20	7460	ROCKRIMMON ELEMENTARY SCHOOL	4TH	0	1	1	0	1	2	6	2	22	27	61
1040	ACADEMY 20	7460	ROCKRIMMON ELEMENTARY SCHOOL	5TH	0	0	1	2	2	3	2	3	32	27	69
1040	ACADEMY 20	7460	ROCKRIMMON ELEMENTARY SCHOOL	SCHOOL 1	2	1	9	9	7	8	14	18	147	162	377
1040	ACADEMY 20	8813	THE DA VINCI ACADEMY SCHOOL	HALF DAY	0	0	2	1	1	0	1	3	13	21	42
1040	ACADEMY 20	8813	THE DA VINCI ACADEMY SCHOOL	KINDERG/	0	1	1	1	3	1	1	0	6	10	24
1040	ACADEMY 20	8813	THE DA VINCI ACADEMY SCHOOL	1ST	0	0	5	3	0	1	2	0	26	19	56
1040	ACADEMY 20	8813	THE DA VINCI ACADEMY SCHOOL	2ND	1	0	2	4	1	2	5	5	30	31	81
1040	ACADEMY 20	8813	THE DA VINCI ACADEMY SCHOOL	3RD	1	1	3	3	3	1	7	3	40	37	99
1040	ACADEMY 20	8813	THE DA VINCI ACADEMY SCHOOL	4TH	1	0	3	2	3	1	7	1	33	32	83
1040	ACADEMY 20	8813	THE DA VINCI ACADEMY SCHOOL	5TH	0	2	6	2	3	1	3	2	47	39	105
1040	ACADEMY 20	8813	THE DA VINCI ACADEMY SCHOOL	SCHOOL 1	3	4	22	16	14	7	26	14	195	189	490
1040	ACADEMY 20	8851	TIMBERVIEW MIDDLE SCHOOL	6TH	2	2	2	5	6	9	16	9	105	135	291
1040	ACADEMY 20	8851	TIMBERVIEW MIDDLE SCHOOL	7TH	1	2	5	9	8	6	20	15	132	144	342
1040	ACADEMY 20	8851	TIMBERVIEW MIDDLE SCHOOL	8TH	0	2	5	6	11	9	12	24	139	146	354

COLORADO DEPARTMENT OF EDUCATION
FALL 2007 PUPIL MEMBERSHIP BY DISTRICT, SCHOOL, GRADE, RACE/ETHNICITY, AND GENDER

District Code	DISTRICT	School Code	SCHOOL	GRADE	AMERICAN INDIAN OR ALASKAN NATIVE		ASIAN OR PACIFIC ISLANDER		BLACK (NOT HISPANIC)		HISPANIC		WHITE (NOT HISPANIC)		Total
					FEMALE	MALE	FEMALE	MALE	FEMALE	MALE	FEMALE	MALE	FEMALE	MALE	
1040	ACADEMY 20	8851	TIMBERVIEW MIDDLE SCHOOL	SCHOOL 1	3	6	12	20	25	24	48	48	376	425	987
1040	ACADEMY 20	9714	WOODMEN-ROBERTS ELEMENTARY SCHOOL	PK	0	0	0	0	0	0	1	1	9	26	37
1040	ACADEMY 20	9714	WOODMEN-ROBERTS ELEMENTARY SCHOOL	HALF DAY	0	0	1	1	0	0	1	2	8	8	21
1040	ACADEMY 20	9714	WOODMEN-ROBERTS ELEMENTARY SCHOOL	KINDERG/	1	0	0	0	0	1	0	0	11	10	23
1040	ACADEMY 20	9714	WOODMEN-ROBERTS ELEMENTARY SCHOOL	1ST	0	0	3	1	0	1	1	1	21	22	50
1040	ACADEMY 20	9714	WOODMEN-ROBERTS ELEMENTARY SCHOOL	2ND	0	0	0	1	1	0	1	2	16	23	44
1040	ACADEMY 20	9714	WOODMEN-ROBERTS ELEMENTARY SCHOOL	3RD	0	0	1	3	1	2	3	3	21	28	62
1040	ACADEMY 20	9714	WOODMEN-ROBERTS ELEMENTARY SCHOOL	4TH	0	0	1	3	1	1	0	2	25	34	67
1040	ACADEMY 20	9714	WOODMEN-ROBERTS ELEMENTARY SCHOOL	5TH	0	0	6	4	0	1	0	3	26	31	71
1040	ACADEMY 20	9714	WOODMEN-ROBERTS ELEMENTARY SCHOOL	SCHOOL 1	1	0	12	13	3	6	7	14	137	182	375
1040	ACADEMY 20		DISTRICT TOTAL		79	87	565	552	463	413	803	871	8,407	9,183	21,423
1050	ELLCOTT 22	0000	NOT IN A SCHOOL	8TH	0	0	0	0	0	0	1	0	0	0	1
1050	ELLCOTT 22	0000	NOT IN A SCHOOL	10TH	0	0	0	0	0	0	0	0	0	0	1
1050	ELLCOTT 22	0000	NOT IN A SCHOOL	11TH	0	0	0	0	0	0	0	0	0	0	2
1050	ELLCOTT 22	0000	NOT IN A SCHOOL	SCHOOL 1	0	0	0	0	0	0	1	0	0	0	3
1050	ELLCOTT 22	2638	ELLCOTT ELEMENTARY SCHOOL	PK	0	0	1	0	0	0	3	7	14	32	57
1050	ELLCOTT 22	2638	ELLCOTT ELEMENTARY SCHOOL	KINDERG/	1	0	2	0	0	0	9	6	22	25	65
1050	ELLCOTT 22	2638	ELLCOTT ELEMENTARY SCHOOL	1ST	0	1	0	0	0	0	9	14	26	17	67
1050	ELLCOTT 22	2638	ELLCOTT ELEMENTARY SCHOOL	2ND	1	1	0	0	0	0	12	9	26	26	75
1050	ELLCOTT 22	2638	ELLCOTT ELEMENTARY SCHOOL	3RD	0	0	0	0	0	0	10	6	18	23	58
1050	ELLCOTT 22	2638	ELLCOTT ELEMENTARY SCHOOL	4TH	2	0	0	0	0	0	7	8	25	34	76
1050	ELLCOTT 22	2638	ELLCOTT ELEMENTARY SCHOOL	SCHOOL 1	4	3	3	0	0	0	50	50	131	157	398
1050	ELLCOTT 22	2640	ELLCOTT MIDDLE SCHOOL	5TH	0	0	0	0	1	0	6	7	24	36	74
1050	ELLCOTT 22	2640	ELLCOTT MIDDLE SCHOOL	6TH	0	0	0	0	1	0	5	7	22	26	61
1050	ELLCOTT 22	2640	ELLCOTT MIDDLE SCHOOL	7TH	0	0	0	0	0	0	6	8	36	23	73
1050	ELLCOTT 22	2640	ELLCOTT MIDDLE SCHOOL	8TH	0	0	0	0	1	0	9	9	28	27	75
1050	ELLCOTT 22	2640	ELLCOTT MIDDLE SCHOOL	SCHOOL 1	1	0	0	0	3	0	26	31	110	112	283
1050	ELLCOTT 22	2642	ELLCOTT SENIOR HIGH SCHOOL	9TH	0	0	0	0	1	4	6	4	25	36	76
1050	ELLCOTT 22	2642	ELLCOTT SENIOR HIGH SCHOOL	10TH	1	0	0	0	1	2	5	4	23	25	61
1050	ELLCOTT 22	2642	ELLCOTT SENIOR HIGH SCHOOL	11TH	2	0	2	0	0	1	7	4	21	30	67
1050	ELLCOTT 22	2642	ELLCOTT SENIOR HIGH SCHOOL	12TH	1	0	3	0	2	2	2	4	19	37	70
1050	ELLCOTT 22	2642	ELLCOTT SENIOR HIGH SCHOOL	SCHOOL 1	4	0	5	0	4	9	20	16	88	128	274
1050	ELLCOTT 22		DISTRICT TOTAL		9	3	8	0	7	9	97	97	329	400	959
1060	PEYTON 23 JT	6898	PEYTON ELEMENTARY SCHOOL	PK	0	0	0	1	0	0	1	0	8	13	24
1060	PEYTON 23 JT	6898	PEYTON ELEMENTARY SCHOOL	KINDERG/	0	0	0	0	0	0	1	4	16	19	40
1060	PEYTON 23 JT	6898	PEYTON ELEMENTARY SCHOOL	1ST	1	0	0	0	0	0	1	2	14	17	35
1060	PEYTON 23 JT	6898	PEYTON ELEMENTARY SCHOOL	2ND	0	2	0	1	1	0	5	2	23	13	47
1060	PEYTON 23 JT	6898	PEYTON ELEMENTARY SCHOOL	3RD	0	1	0	0	0	0	3	1	13	24	42
1060	PEYTON 23 JT	6898	PEYTON ELEMENTARY SCHOOL	4TH	1	2	1	0	1	0	2	5	16	23	51
1060	PEYTON 23 JT	6898	PEYTON ELEMENTARY SCHOOL	5TH	1	1	0	0	1	0	1	2	18	26	50
1060	PEYTON 23 JT	6898	PEYTON ELEMENTARY SCHOOL	SCHOOL 1	4	6	1	2	3	0	14	16	108	135	289
1060	PEYTON 23 JT	6900	PEYTON MIDDLE SCHOOL	6TH	0	0	0	0	0	2	2	2	17	26	51
1060	PEYTON 23 JT	6900	PEYTON MIDDLE SCHOOL	7TH	0	1	0	0	0	1	0	21	27	50	
1060	PEYTON 23 JT	6900	PEYTON MIDDLE SCHOOL	8TH	0	0	0	0	2	0	2	3	13	25	45
1060	PEYTON 23 JT	6900	PEYTON MIDDLE SCHOOL	SCHOOL 1	4	1	0	0	2	0	5	5	51	78	146
1060	PEYTON 23 JT	6902	PEYTON HIGH SCHOOL	9TH	0	0	0	0	1	0	4	0	25	41	71
1060	PEYTON 23 JT	6902	PEYTON HIGH SCHOOL	10TH	0	0	0	1	0	0	2	3	17	26	49
1060	PEYTON 23 JT	6902	PEYTON HIGH SCHOOL	11TH	1	0	0	0	0	3	1	4	31	27	67
1060	PEYTON 23 JT	6902	PEYTON HIGH SCHOOL	12TH	0	1	0	0	1	1	1	0	30	33	67
1060	PEYTON 23 JT	6902	PEYTON HIGH SCHOOL	SCHOOL 1	1	1	0	1	2	4	8	7	103	127	254
1060	PEYTON 23 JT		DISTRICT TOTAL		9	8	1	3	7	4	27	28	262	340	689
1070	HANOVER 28	3754	HANOVER ELEMENTARY SCHOOL	PK	0	0	0	0	0	1	3	0	1	1	6
1070	HANOVER 28	3754	HANOVER ELEMENTARY SCHOOL	KINDERG/	0	0	0	0	0	1	3	2	2	6	14
1070	HANOVER 28	3754	HANOVER ELEMENTARY SCHOOL	1ST	0	1	0	0	0	0	1	0	2	2	6
1070	HANOVER 28	3754	HANOVER ELEMENTARY SCHOOL	2ND	0	1	0	0	0	0	2	0	3	1	7
1070	HANOVER 28	3754	HANOVER ELEMENTARY SCHOOL	3RD	0	0	0	0	0	0	1	0	4	2	7
1070	HANOVER 28	3754	HANOVER ELEMENTARY SCHOOL	4TH	0	0	0	0	0	0	2	0	2	5	9
1070	HANOVER 28	3754	HANOVER ELEMENTARY SCHOOL	5TH	1	0	0	0	1	1	1	2	8	6	20
1070	HANOVER 28	3754	HANOVER ELEMENTARY SCHOOL	SCHOOL 1	1	2	0	0	1	3	13	4	22	23	69
1070	HANOVER 28	3758	HANOVER JUNIOR-SENIOR HIGH SCHOOL	6TH	0	1	0	0	0	2	3	3	10	5	24
1070	HANOVER 28	3758	HANOVER JUNIOR-SENIOR HIGH SCHOOL	7TH	0	0	0	0	0	1	2	2	10	8	23
1070	HANOVER 28	3758	HANOVER JUNIOR-SENIOR HIGH SCHOOL	8TH	1	1	0	0	0	2	4	2	3	6	19
1070	HANOVER 28	3758	HANOVER JUNIOR-SENIOR HIGH SCHOOL	9TH	0	0	0	0	0	3	4	1	7	7	22
1070	HANOVER 28	3758	HANOVER JUNIOR-SENIOR HIGH SCHOOL	10TH	0	0	0	1	0	1	4	4	11	9	30
1070	HANOVER 28	3758	HANOVER JUNIOR-SENIOR HIGH SCHOOL	11TH	1	1	0	0	2	0	3	3	7	7	24
1070	HANOVER 28	3758	HANOVER JUNIOR-SENIOR HIGH SCHOOL	12TH	0	0	0	0	2	1	2	1	7	6	19
1070	HANOVER 28	3758	HANOVER JUNIOR-SENIOR HIGH SCHOOL	SCHOOL 1	2	2	1	1	4	10	22	16	55	48	161

COLORADO DEPARTMENT OF EDUCATION
FALL 2007 PUPIL MEMBERSHIP BY DISTRICT, SCHOOL, GRADE, RACE/ETHNICITY, AND GENDER

District Code	DISTRICT	School Code	SCHOOL	GRADE	AMERICAN INDIAN OR ALASKAN NATIVE		ASIAN OR PACIFIC ISLANDER		BLACK (NOT HISPANIC)		HISPANIC		WHITE (NOT HISPANIC)		Total
					FEMALE	MALE	FEMALE	MALE	FEMALE	MALE	FEMALE	MALE	FEMALE	MALE	
1070	HANOVER 28	6701	PRAIRIE HEIGHTS ELEMENTARY SCHOOL	KINDERG/	0	0	0	0	1	0	1	6	7	5	20
1070	HANOVER 28	6701	PRAIRIE HEIGHTS ELEMENTARY SCHOOL	1ST	0	0	0	0	0	3	0	2	7	12	12
1070	HANOVER 28	6701	PRAIRIE HEIGHTS ELEMENTARY SCHOOL	2ND	0	0	0	1	0	0	3	3	2	3	12
1070	HANOVER 28	6701	PRAIRIE HEIGHTS ELEMENTARY SCHOOL	3RD	0	0	0	0	0	1	0	1	3	5	5
1070	HANOVER 28	6701	PRAIRIE HEIGHTS ELEMENTARY SCHOOL	4TH	0	0	1	0	0	0	0	4	1	5	11
1070	HANOVER 28	6701	PRAIRIE HEIGHTS ELEMENTARY SCHOOL	5TH	0	0	0	0	0	1	1	5	4	11	11
1070	HANOVER 28	6701	PRAIRIE HEIGHTS ELEMENTARY SCHOOL	SCHOOL 1	0	0	1	1	1	0	9	14	18	27	71
1070	HANOVER 28		DISTRICT TOTAL		3	4	2	2	6	13	44	34	95	98	301
1080	LEWIS-PALMER 38	1972	CREEKSIDE MIDDLE SCHOOL	6TH	2	2	4	1	4	2	5	3	87	78	188
1080	LEWIS-PALMER 38	1972	CREEKSIDE MIDDLE SCHOOL	7TH	1	0	4	4	1	3	6	7	74	100	200
1080	LEWIS-PALMER 38	1972	CREEKSIDE MIDDLE SCHOOL	8TH	1	1	4	4	1	0	7	9	88	94	209
1080	LEWIS-PALMER 38	1972	CREEKSIDE MIDDLE SCHOOL	SCHOOL 1	4	3	12	9	6	5	18	19	249	272	597
1080	LEWIS-PALMER 38	3539	GRACE BEST ELEMENTARY SCHOOL	HALF DAY	0	0	2	1	3	2	1	3	30	28	70
1080	LEWIS-PALMER 38	3539	GRACE BEST ELEMENTARY SCHOOL	1ST	0	1	1	3	4	1	4	38	39	91	91
1080	LEWIS-PALMER 38	3539	GRACE BEST ELEMENTARY SCHOOL	2ND	1	1	6	0	0	2	2	5	39	31	87
1080	LEWIS-PALMER 38	3539	GRACE BEST ELEMENTARY SCHOOL	3RD	0	0	1	1	4	1	4	3	40	30	84
1080	LEWIS-PALMER 38	3539	GRACE BEST ELEMENTARY SCHOOL	4TH	1	1	2	2	1	3	5	2	36	38	91
1080	LEWIS-PALMER 38	3539	GRACE BEST ELEMENTARY SCHOOL	5TH	0	0	3	1	2	1	3	3	35	49	95
1080	LEWIS-PALMER 38	3539	GRACE BEST ELEMENTARY SCHOOL	SCHOOL 1	2	3	15	8	14	9	14	20	218	215	518
1080	LEWIS-PALMER 38	4686	RAY E KILMER ELEMENTARY SCHOOL	PK	0	0	1	1	0	1	1	1	4	19	27
1080	LEWIS-PALMER 38	4686	RAY E KILMER ELEMENTARY SCHOOL	HALF DAY	0	0	2	1	0	0	0	1	21	18	43
1080	LEWIS-PALMER 38	4686	RAY E KILMER ELEMENTARY SCHOOL	1ST	0	0	1	1	0	0	0	0	16	27	45
1080	LEWIS-PALMER 38	4686	RAY E KILMER ELEMENTARY SCHOOL	2ND	0	0	1	0	0	0	3	2	17	26	50
1080	LEWIS-PALMER 38	4686	RAY E KILMER ELEMENTARY SCHOOL	3RD	0	0	0	0	0	0	1	3	30	27	61
1080	LEWIS-PALMER 38	4686	RAY E KILMER ELEMENTARY SCHOOL	4TH	0	0	0	2	0	0	2	2	31	26	63
1080	LEWIS-PALMER 38	4686	RAY E KILMER ELEMENTARY SCHOOL	5TH	0	0	0	0	0	1	2	2	32	26	65
1080	LEWIS-PALMER 38	4686	RAY E KILMER ELEMENTARY SCHOOL	SCHOOL 1	5	3	5	5	1	9	11	151	169	354	
1080	LEWIS-PALMER 38	5093	MONUMENT CHARTER ACADEMY	HALF DAY	1	0	2	1	0	2	1	33	24	65	65
1080	LEWIS-PALMER 38	5093	MONUMENT CHARTER ACADEMY	1ST	0	0	2	2	1	0	3	2	31	35	76
1080	LEWIS-PALMER 38	5093	MONUMENT CHARTER ACADEMY	2ND	0	0	2	0	0	1	1	30	33	67	
1080	LEWIS-PALMER 38	5093	MONUMENT CHARTER ACADEMY	3RD	0	0	0	0	0	2	1	33	37	75	
1080	LEWIS-PALMER 38	5093	MONUMENT CHARTER ACADEMY	4TH	0	1	1	1	1	1	5	1	34	28	72
1080	LEWIS-PALMER 38	5093	MONUMENT CHARTER ACADEMY	5TH	0	2	0	3	1	0	1	3	30	29	69
1080	LEWIS-PALMER 38	5093	MONUMENT CHARTER ACADEMY	6TH	0	0	1	0	0	1	0	14	11	28	61
1080	LEWIS-PALMER 38	5093	MONUMENT CHARTER ACADEMY	7TH	0	1	1	1	0	1	1	1	18	17	41
1080	LEWIS-PALMER 38	5093	MONUMENT CHARTER ACADEMY	8TH	0	0	0	0	0	0	0	0	13	17	31
1080	LEWIS-PALMER 38	5093	MONUMENT CHARTER ACADEMY	SCHOOL 1	1	5	6	11	6	2	16	10	236	231	524
1080	LEWIS-PALMER 38	5096	LEWIS-PALMER ELEMENTARY SCHOOL	PK	0	1	4	1	0	2	1	6	22	38	38
1080	LEWIS-PALMER 38	5096	LEWIS-PALMER ELEMENTARY SCHOOL	HALF DAY	0	0	3	2	0	0	3	2	20	25	55
1080	LEWIS-PALMER 38	5096	LEWIS-PALMER ELEMENTARY SCHOOL	1ST	0	1	4	2	0	0	2	1	20	35	65
1080	LEWIS-PALMER 38	5096	LEWIS-PALMER ELEMENTARY SCHOOL	2ND	1	0	0	2	0	0	3	1	22	36	65
1080	LEWIS-PALMER 38	5096	LEWIS-PALMER ELEMENTARY SCHOOL	3RD	2	0	2	4	0	0	4	0	37	33	82
1080	LEWIS-PALMER 38	5096	LEWIS-PALMER ELEMENTARY SCHOOL	4TH	0	1	1	0	0	1	0	2	32	35	72
1080	LEWIS-PALMER 38	5096	LEWIS-PALMER ELEMENTARY SCHOOL	5TH	0	0	1	2	0	0	2	2	41	46	94
1080	LEWIS-PALMER 38	5096	LEWIS-PALMER ELEMENTARY SCHOOL	SCHOOL 1	3	3	15	13	0	2	16	9	178	232	471
1080	LEWIS-PALMER 38	5098	LEWIS-PALMER MIDDLE SCHOOL	6TH	1	4	4	4	3	2	5	6	113	127	266
1080	LEWIS-PALMER 38	5098	LEWIS-PALMER MIDDLE SCHOOL	7TH	2	1	5	2	1	2	6	10	97	104	230
1080	LEWIS-PALMER 38	5098	LEWIS-PALMER MIDDLE SCHOOL	8TH	1	2	7	6	3	3	12	5	97	110	246
1080	LEWIS-PALMER 38	5098	LEWIS-PALMER MIDDLE SCHOOL	SCHOOL 1	4	4	16	12	7	7	23	21	307	341	742
1080	LEWIS-PALMER 38	5100	LEWIS-PALMER HIGH SCHOOL	9TH	4	1	9	6	3	10	15	200	216	472	
1080	LEWIS-PALMER 38	5100	LEWIS-PALMER HIGH SCHOOL	10TH	4	2	7	6	3	5	17	8	219	259	530
1080	LEWIS-PALMER 38	5100	LEWIS-PALMER HIGH SCHOOL	11TH	3	1	4	5	2	1	7	14	216	216	469
1080	LEWIS-PALMER 38	5100	LEWIS-PALMER HIGH SCHOOL	12TH	4	2	8	7	1	4	13	7	187	229	462
1080	LEWIS-PALMER 38	5100	LEWIS-PALMER HIGH SCHOOL	SCHOOL 1	15	6	28	24	14	13	47	44	822	920	1,933
1080	LEWIS-PALMER 38	6682	PALMER LAKE ELEMENTARY SCHOOL	PK	0	0	1	0	0	0	2	0	11	14	28
1080	LEWIS-PALMER 38	6682	PALMER LAKE ELEMENTARY SCHOOL	HALF DAY	1	1	3	1	0	0	5	2	25	27	65
1080	LEWIS-PALMER 38	6682	PALMER LAKE ELEMENTARY SCHOOL	1ST	0	1	0	2	0	1	2	1	21	18	46
1080	LEWIS-PALMER 38	6682	PALMER LAKE ELEMENTARY SCHOOL	2ND	1	2	2	0	0	0	5	3	17	24	54
1080	LEWIS-PALMER 38	6682	PALMER LAKE ELEMENTARY SCHOOL	3RD	1	0	1	0	0	0	3	2	21	20	48
1080	LEWIS-PALMER 38	6682	PALMER LAKE ELEMENTARY SCHOOL	4TH	0	0	0	0	0	0	5	5	27	32	69
1080	LEWIS-PALMER 38	6682	PALMER LAKE ELEMENTARY SCHOOL	5TH	0	0	1	1	1	0	3	2	24	28	60
1080	LEWIS-PALMER 38	6682	PALMER LAKE ELEMENTARY SCHOOL	SCHOOL 1	4	4	7	4	1	1	25	15	146	163	370
1080	LEWIS-PALMER 38	7165	PRAIRIE WINDS ELEMENTARY SCHOOL	PK	0	0	1	0	0	0	1	1	12	12	27
1080	LEWIS-PALMER 38	7165	PRAIRIE WINDS ELEMENTARY SCHOOL	HALF DAY	0	0	0	2	1	0	0	2	20	20	45
1080	LEWIS-PALMER 38	7165	PRAIRIE WINDS ELEMENTARY SCHOOL	1ST	1	0	0	0	0	1	0	3	17	20	42
1080	LEWIS-PALMER 38	7165	PRAIRIE WINDS ELEMENTARY SCHOOL	2ND	0	0	2	0	0	0	0	1	31	21	55
1080	LEWIS-PALMER 38	7165	PRAIRIE WINDS ELEMENTARY SCHOOL	3RD	0	0	2	1	0	2	0	2	23	41	71

COLORADO DEPARTMENT OF EDUCATION
FALL 2007 PUPIL MEMBERSHIP BY DISTRICT, SCHOOL, GRADE, RACE/ETHNICITY, AND GENDER

District Code	DISTRICT	School Code	SCHOOL	GRADE	AMERICAN INDIAN OR ALASKAN NATIVE		ASIAN OR PACIFIC ISLANDER		BLACK (NOT HISPANIC)		HISPANIC		WHITE (NOT HISPANIC)		Total
					FEMALE	MALE	FEMALE	MALE	FEMALE	MALE	FEMALE	MALE	FEMALE	MALE	
1080	LEWIS-PALMER 38	7165	PRAIRIE WINDS ELEMENTARY SCHOOL	4TH	0	0	0	0	0	0	1	1	30	25	57
1080	LEWIS-PALMER 38	7165	PRAIRIE WINDS ELEMENTARY SCHOOL	5TH	0	0	1	0	0	0	1	2	27	28	59
1080	LEWIS-PALMER 38	7165	PRAIRIE WINDS ELEMENTARY SCHOOL	SCHOOL T	1	0	6	3	1	3	3	12	160	167	356
1080	LEWIS-PALMER 38		DISTRICT TOTAL		34	31	110	89	49	43	171	161	2,467	2,710	5,865
1110	FALCON 49	0555	BANNING LEWIS RANCH ACADEMY	KINDERG/	0	1	0	5	4	0	7	2	26	28	73
1110	FALCON 49	0555	BANNING LEWIS RANCH ACADEMY	1ST	1	0	1	1	6	0	3	2	36	30	80
1110	FALCON 49	0555	BANNING LEWIS RANCH ACADEMY	2ND	1	0	3	3	0	4	4	4	18	33	70
1110	FALCON 49	0555	BANNING LEWIS RANCH ACADEMY	3RD	1	0	1	3	2	3	3	6	26	25	70
1110	FALCON 49	0555	BANNING LEWIS RANCH ACADEMY	4TH	0	1	0	0	3	1	4	4	23	36	72
1110	FALCON 49	0555	BANNING LEWIS RANCH ACADEMY	5TH	1	2	2	1	2	1	2	5	27	23	66
1110	FALCON 49	0555	BANNING LEWIS RANCH ACADEMY	6TH	0	0	2	0	1	3	0	8	25	36	75
1110	FALCON 49	0555	BANNING LEWIS RANCH ACADEMY	7TH	0	1	1	0	2	0	3	5	18	26	56
1110	FALCON 49	0555	BANNING LEWIS RANCH ACADEMY	8TH	0	2	1	0	3	0	1	0	14	16	37
1110	FALCON 49	0555	BANNING LEWIS RANCH ACADEMY	SCHOOL T	4	7	11	13	23	12	27	36	213	253	599
1110	FALCON 49	1618	EVANS ELEMENTARY SCHOOL	PK	0	0	3	2	1	0	0	1	4	10	21
1110	FALCON 49	1618	EVANS ELEMENTARY SCHOOL	HALF DAY	0	0	3	5	3	3	11	11	22	33	91
1110	FALCON 49	1618	EVANS ELEMENTARY SCHOOL	1ST	0	1	5	1	8	9	10	11	29	30	104
1110	FALCON 49	1618	EVANS ELEMENTARY SCHOOL	2ND	0	0	3	3	5	6	17	11	37	28	110
1110	FALCON 49	1618	EVANS ELEMENTARY SCHOOL	3RD	3	1	4	1	4	6	8	14	32	43	116
1110	FALCON 49	1618	EVANS ELEMENTARY SCHOOL	4TH	0	0	1	5	8	5	7	13	34	25	98
1110	FALCON 49	1618	EVANS ELEMENTARY SCHOOL	5TH	1	0	3	1	9	7	12	15	29	26	103
1110	FALCON 49	1618	EVANS ELEMENTARY SCHOOL	SCHOOL T	4	2	22	18	38	36	65	76	187	195	643
1110	FALCON 49	2902	FALCON ELEMENTARY SCHOOL	HALF DAY	0	1	1	0	2	0	3	4	24	19	54
1110	FALCON 49	2902	FALCON ELEMENTARY SCHOOL	1ST	0	0	0	0	0	3	3	5	17	15	44
1110	FALCON 49	2902	FALCON ELEMENTARY SCHOOL	2ND	1	1	0	0	0	2	7	3	20	21	55
1110	FALCON 49	2902	FALCON ELEMENTARY SCHOOL	3RD	0	0	0	0	0	0	5	7	22	30	64
1110	FALCON 49	2902	FALCON ELEMENTARY SCHOOL	4TH	1	0	0	0	3	3	8	8	21	30	75
1110	FALCON 49	2902	FALCON ELEMENTARY SCHOOL	5TH	0	1	1	0	1	2	7	30	22	64	
1110	FALCON 49	2902	FALCON ELEMENTARY SCHOOL	6TH	4	0	0	1	2	1	7	5	31	26	77
1110	FALCON 49	2902	FALCON ELEMENTARY SCHOOL	SCHOOL T	6	4	2	2	7	10	35	39	165	163	433
1110	FALCON 49	2906	FALCON MIDDLE SCHOOL	7TH	2	2	4	5	4	10	15	27	120	134	323
1110	FALCON 49	2906	FALCON MIDDLE SCHOOL	8TH	1	4	7	3	7	9	17	15	114	122	299
1110	FALCON 49	2906	FALCON MIDDLE SCHOOL	SCHOOL T	3	6	11	8	11	19	32	42	234	256	622
1110	FALCON 49	2908	FALCON HIGH SCHOOL	9TH	3	3	5	4	9	12	16	19	118	140	329
1110	FALCON 49	2908	FALCON HIGH SCHOOL	10TH	2	1	2	4	9	11	18	20	126	113	306
1110	FALCON 49	2908	FALCON HIGH SCHOOL	11TH	4	2	4	5	9	11	14	12	117	106	284
1110	FALCON 49	2908	FALCON HIGH SCHOOL	12TH	5	2	5	3	4	3	11	14	88	103	238
1110	FALCON 49	2908	FALCON HIGH SCHOOL	SCHOOL T	14	8	16	16	31	37	59	65	449	462	1,157
1110	FALCON 49	4102	HORIZON MIDDLE SCHOOL	6TH	2	2	7	7	18	17	21	23	65	81	243
1110	FALCON 49	4102	HORIZON MIDDLE SCHOOL	7TH	1	4	4	8	15	20	26	25	67	66	236
1110	FALCON 49	4102	HORIZON MIDDLE SCHOOL	8TH	1	1	6	3	19	17	18	19	64	69	217
1110	FALCON 49	4102	HORIZON MIDDLE SCHOOL	SCHOOL T	4	7	17	18	52	54	65	67	196	216	696
1110	FALCON 49	5779	MERIDIAN RANCH ELEMENTARY SCHOOL	PK	0	0	2	0	2	1	1	2	4	6	18
1110	FALCON 49	5779	MERIDIAN RANCH ELEMENTARY SCHOOL	HALF DAY	1	0	0	1	1	1	5	4	32	29	74
1110	FALCON 49	5779	MERIDIAN RANCH ELEMENTARY SCHOOL	1ST	0	1	3	4	3	1	4	3	37	46	102
1110	FALCON 49	5779	MERIDIAN RANCH ELEMENTARY SCHOOL	2ND	0	0	3	1	2	2	9	37	25	81	
1110	FALCON 49	5779	MERIDIAN RANCH ELEMENTARY SCHOOL	3RD	0	1	4	2	3	2	4	6	37	41	100
1110	FALCON 49	5779	MERIDIAN RANCH ELEMENTARY SCHOOL	4TH	0	1	3	2	4	2	4	3	36	38	93
1110	FALCON 49	5779	MERIDIAN RANCH ELEMENTARY SCHOOL	5TH	0	0	0	2	5	3	5	8	31	51	105
1110	FALCON 49	5779	MERIDIAN RANCH ELEMENTARY SCHOOL	6TH	0	0	1	2	6	1	7	10	32	37	96
1110	FALCON 49	5779	MERIDIAN RANCH ELEMENTARY SCHOOL	SCHOOL T	1	3	16	14	26	13	32	45	246	273	669
1110	FALCON 49	6483	ODYSSEY ELEMENTARY SCHOOL	PK	0	0	0	0	2	1	1	1	5	9	18
1110	FALCON 49	6483	ODYSSEY ELEMENTARY SCHOOL	HALF DAY	2	0	0	3	7	8	10	10	29	27	96
1110	FALCON 49	6483	ODYSSEY ELEMENTARY SCHOOL	1ST	0	0	3	4	6	3	6	7	26	27	82
1110	FALCON 49	6483	ODYSSEY ELEMENTARY SCHOOL	2ND	0	1	2	3	8	7	14	5	34	23	97
1110	FALCON 49	6483	ODYSSEY ELEMENTARY SCHOOL	3RD	1	0	3	3	5	6	12	8	27	26	91
1110	FALCON 49	6483	ODYSSEY ELEMENTARY SCHOOL	4TH	0	0	5	1	9	7	8	13	30	35	108
1110	FALCON 49	6483	ODYSSEY ELEMENTARY SCHOOL	5TH	1	1	6	2	3	10	4	8	24	21	80
1110	FALCON 49	6483	ODYSSEY ELEMENTARY SCHOOL	SCHOOL T	4	2	19	16	38	43	55	52	175	168	572
1110	FALCON 49	6935	PIKES PEAK SCHOOL EXPEDITIONARY LEARNING	HALF DAY	0	0	1	0	0	0	1	2	13	11	28
1110	FALCON 49	6935	PIKES PEAK SCHOOL EXPEDITIONARY LEARNING	1ST	0	1	0	1	0	0	1	1	12	12	28
1110	FALCON 49	6935	PIKES PEAK SCHOOL EXPEDITIONARY LEARNING	2ND	0	0	0	0	0	0	2	1	9	10	22
1110	FALCON 49	6935	PIKES PEAK SCHOOL EXPEDITIONARY LEARNING	3RD	0	1	1	1	0	0	0	0	6	16	25
1110	FALCON 49	6935	PIKES PEAK SCHOOL EXPEDITIONARY LEARNING	4TH	0	0	0	0	0	0	1	1	10	9	21
1110	FALCON 49	6935	PIKES PEAK SCHOOL EXPEDITIONARY LEARNING	5TH	0	0	0	0	0	1	0	1	5	7	14
1110	FALCON 49	6935	PIKES PEAK SCHOOL EXPEDITIONARY LEARNING	6TH	0	0	0	0	0	0	0	0	10	10	20
1110	FALCON 49	6935	PIKES PEAK SCHOOL EXPEDITIONARY LEARNING	7TH	1	0	0	0	0	0	0	0	6	9	16

COLORADO DEPARTMENT OF EDUCATION
FALL 2007 PUPIL MEMBERSHIP BY DISTRICT, SCHOOL, GRADE, RACE/ETHNICITY, AND GENDER

District Code	DISTRICT	School Code	SCHOOL	GRADE	AMERICAN INDIAN OR ALASKAN NATIVE		ASIAN OR PACIFIC ISLANDER		BLACK (NOT HISPANIC)		HISPANIC		WHITE (NOT HISPANIC)		Total
					FEMALE	MALE	FEMALE	MALE	FEMALE	MALE	FEMALE	MALE	FEMALE	MALE	
1110	FALCON 49	6935	PIKES PEAK SCHOOL EXPEDITIONARY LEARNING	8TH	0	0	0	0	0	1	0	2	7	9	19
1110	FALCON 49	6935	PIKES PEAK SCHOOL EXPEDITIONARY LEARNING	SCHOOL 1	1	2	2	2	0	2	5	8	78	93	193
1110	FALCON 49	7317	REMINGTON ELEMENTARY SCHOOL	HALF DAY	0	0	5	1	3	4	3	9	28	31	84
1110	FALCON 49	7317	REMINGTON ELEMENTARY SCHOOL	1ST	0	0	1	1	4	11	9	10	23	28	87
1110	FALCON 49	7317	REMINGTON ELEMENTARY SCHOOL	2ND	0	1	1	2	5	3	9	0	27	36	84
1110	FALCON 49	7317	REMINGTON ELEMENTARY SCHOOL	3RD	1	0	0	2	4	8	4	13	32	27	91
1110	FALCON 49	7317	REMINGTON ELEMENTARY SCHOOL	4TH	0	0	1	0	1	5	8	8	22	30	75
1110	FALCON 49	7317	REMINGTON ELEMENTARY SCHOOL	5TH	0	0	1	1	7	6	9	6	30	27	87
1110	FALCON 49	7317	REMINGTON ELEMENTARY SCHOOL	SCHOOL 1	1	1	9	7	24	37	42	46	162	179	508
1110	FALCON 49	7339	RIDGEVIEW ELEMENTARY SCHOOL	PK	2	1	0	2	1	8	1	7	13	27	62
1110	FALCON 49	7339	RIDGEVIEW ELEMENTARY SCHOOL	HALF DAY	0	1	3	1	5	5	9	3	29	44	100
1110	FALCON 49	7339	RIDGEVIEW ELEMENTARY SCHOOL	1ST	1	0	2	7	4	4	14	5	45	47	129
1110	FALCON 49	7339	RIDGEVIEW ELEMENTARY SCHOOL	2ND	0	0	4	3	7	4	9	6	37	28	98
1110	FALCON 49	7339	RIDGEVIEW ELEMENTARY SCHOOL	3RD	1	0	3	2	5	7	4	13	35	40	110
1110	FALCON 49	7339	RIDGEVIEW ELEMENTARY SCHOOL	4TH	1	0	4	2	9	3	18	11	22	35	105
1110	FALCON 49	7339	RIDGEVIEW ELEMENTARY SCHOOL	5TH	0	0	4	1	7	7	6	9	31	31	96
1110	FALCON 49	7339	RIDGEVIEW ELEMENTARY SCHOOL	SCHOOL 1	5	2	20	18	38	38	61	54	212	252	700
1110	FALCON 49	7463	ROCKY MOUNTAIN CLASSICAL ACADEMY	HALF DAY	0	0	0	1	3	4	1	3	31	23	64
1110	FALCON 49	7463	ROCKY MOUNTAIN CLASSICAL ACADEMY	KINDERG/	0	0	0	0	0	1	0	0	8	7	16
1110	FALCON 49	7463	ROCKY MOUNTAIN CLASSICAL ACADEMY	1ST	0	0	2	0	3	1	2	3	37	39	87
1110	FALCON 49	7463	ROCKY MOUNTAIN CLASSICAL ACADEMY	2ND	0	0	0	0	8	4	5	4	43	23	89
1110	FALCON 49	7463	ROCKY MOUNTAIN CLASSICAL ACADEMY	3RD	0	0	3	0	3	1	4	4	23	27	61
1110	FALCON 49	7463	ROCKY MOUNTAIN CLASSICAL ACADEMY	4TH	0	0	0	3	6	1	4	3	16	21	54
1110	FALCON 49	7463	ROCKY MOUNTAIN CLASSICAL ACADEMY	5TH	0	0	1	1	0	6	5	2	25	16	56
1110	FALCON 49	7463	ROCKY MOUNTAIN CLASSICAL ACADEMY	6TH	0	0	0	0	2	2	4	3	23	20	54
1110	FALCON 49	7463	ROCKY MOUNTAIN CLASSICAL ACADEMY	7TH	0	0	0	1	0	2	4	3	11	17	38
1110	FALCON 49	7463	ROCKY MOUNTAIN CLASSICAL ACADEMY	8TH	0	0	0	0	1	2	0	1	11	10	25
1110	FALCON 49	7463	ROCKY MOUNTAIN CLASSICAL ACADEMY	SCHOOL 1	0	0	8	6	21	25	29	24	228	203	544
1110	FALCON 49	7613	SAND CREEK HIGH SCHOOL	9TH	3	2	16	23	38	38	40	52	165	161	538
1110	FALCON 49	7613	SAND CREEK HIGH SCHOOL	10TH	3	3	17	26	28	36	36	54	173	158	534
1110	FALCON 49	7613	SAND CREEK HIGH SCHOOL	11TH	5	5	20	19	38	26	48	35	153	174	523
1110	FALCON 49	7613	SAND CREEK HIGH SCHOOL	12TH	4	3	17	13	34	36	39	32	162	149	489
1110	FALCON 49	7613	SAND CREEK HIGH SCHOOL	SCHOOL 1	15	13	70	81	138	136	163	173	653	642	2,084
1110	FALCON 49	7960	SKYVIEW MIDDLE SCHOOL	6TH	4	1	15	20	28	26	34	37	105	142	412
1110	FALCON 49	7960	SKYVIEW MIDDLE SCHOOL	7TH	5	1	10	12	23	27	29	38	97	118	360
1110	FALCON 49	7960	SKYVIEW MIDDLE SCHOOL	8TH	3	1	10	17	25	26	36	28	124	105	375
1110	FALCON 49	7960	SKYVIEW MIDDLE SCHOOL	SCHOOL 1	12	3	35	49	76	79	99	103	326	365	1,147
1110	FALCON 49	8010	SPRINGS RANCH ELEMENTARY SCHOOL	PK	0	0	0	2	0	0	3	2	4	11	22
1110	FALCON 49	8010	SPRINGS RANCH ELEMENTARY SCHOOL	HALF DAY	0	0	1	6	6	4	10	4	32	32	95
1110	FALCON 49	8010	SPRINGS RANCH ELEMENTARY SCHOOL	1ST	0	0	3	3	5	7	7	9	23	46	103
1110	FALCON 49	8010	SPRINGS RANCH ELEMENTARY SCHOOL	2ND	1	0	2	1	3	3	8	15	38	31	102
1110	FALCON 49	8010	SPRINGS RANCH ELEMENTARY SCHOOL	3RD	0	0	7	4	3	1	6	9	35	32	97
1110	FALCON 49	8010	SPRINGS RANCH ELEMENTARY SCHOOL	4TH	1	0	3	7	3	3	9	10	37	42	115
1110	FALCON 49	8010	SPRINGS RANCH ELEMENTARY SCHOOL	5TH	1	0	4	4	8	7	11	26	32	101	
1110	FALCON 49	8010	SPRINGS RANCH ELEMENTARY SCHOOL	SCHOOL 1	3	0	20	27	28	26	50	60	195	226	635
1110	FALCON 49	8266	STETSON ELEMENTARY SCHOOL	PK	0	1	0	1	0	1	0	3	5	9	20
1110	FALCON 49	8266	STETSON ELEMENTARY SCHOOL	HALF DAY	1	0	1	4	4	7	6	16	26	39	104
1110	FALCON 49	8266	STETSON ELEMENTARY SCHOOL	1ST	0	0	4	4	6	7	8	11	45	39	124
1110	FALCON 49	8266	STETSON ELEMENTARY SCHOOL	2ND	0	0	3	7	6	9	11	6	28	38	108
1110	FALCON 49	8266	STETSON ELEMENTARY SCHOOL	3RD	0	1	4	11	7	7	7	7	42	47	133
1110	FALCON 49	8266	STETSON ELEMENTARY SCHOOL	4TH	0	0	3	4	10	10	19	4	41	35	126
1110	FALCON 49	8266	STETSON ELEMENTARY SCHOOL	5TH	1	0	3	7	8	3	8	9	31	33	103
1110	FALCON 49	8266	STETSON ELEMENTARY SCHOOL	SCHOOL 1	2	2	18	38	41	44	59	56	218	240	718
1110	FALCON 49	9706	WOODMEN HILLS ELEMENTARY SCHOOL	PK	0	1	1	0	0	1	0	2	9	22	36
1110	FALCON 49	9706	WOODMEN HILLS ELEMENTARY SCHOOL	HALF DAY	0	0	2	1	1	4	9	6	33	50	106
1110	FALCON 49	9706	WOODMEN HILLS ELEMENTARY SCHOOL	1ST	0	0	2	0	1	1	8	6	42	52	112
1110	FALCON 49	9706	WOODMEN HILLS ELEMENTARY SCHOOL	2ND	0	1	3	1	5	7	6	5	44	51	123
1110	FALCON 49	9706	WOODMEN HILLS ELEMENTARY SCHOOL	3RD	0	1	2	2	0	3	6	10	46	39	109
1110	FALCON 49	9706	WOODMEN HILLS ELEMENTARY SCHOOL	4TH	1	0	4	3	7	7	7	16	45	54	144
1110	FALCON 49	9706	WOODMEN HILLS ELEMENTARY SCHOOL	5TH	0	0	1	4	4	3	6	10	40	58	126
1110	FALCON 49	9706	WOODMEN HILLS ELEMENTARY SCHOOL	6TH	0	0	4	1	3	3	7	7	39	43	107
1110	FALCON 49	9706	WOODMEN HILLS ELEMENTARY SCHOOL	SCHOOL 1	1	3	19	12	21	29	49	62	298	369	863
1110	FALCON 49		DISTRICT TOTAL		80	65	315	345	613	640	927	1,008	4,235	4,555	12,783
1120	EDISON 54 JT	2504	EDISON ACADEMY	8TH	1	0	0	0	0	0	0	0	0	0	1
1120	EDISON 54 JT	2504	EDISON ACADEMY	9TH	0	1	0	0	0	0	0	0	0	0	1
1120	EDISON 54 JT	2504	EDISON ACADEMY	10TH	0	0	0	0	0	0	0	1	1	3	5
1120	EDISON 54 JT	2504	EDISON ACADEMY	11TH	0	0	0	0	0	0	3	3	5	1	12

COLORADO DEPARTMENT OF EDUCATION
FALL 2007 PUPIL MEMBERSHIP BY DISTRICT, SCHOOL, GRADE, RACE/ETHNICITY, AND GENDER

District Code	DISTRICT	School Code	SCHOOL	GRADE	AMERICAN INDIAN OR ALASKAN NATIVE	AMERICAN INDIAN OR ALASKAN NATIVE	ASIAN OR PACIFIC ISLANDER	ASIAN OR PACIFIC ISLANDER	BLACK (NOT HISPANIC)	BLACK (NOT HISPANIC)	HISPANIC	HISPANIC	WHITE (NOT HISPANIC)	WHITE (NOT HISPANIC)	Total
					FEMALE	MALE	FEMALE	MALE	FEMALE	MALE	FEMALE	MALE	FEMALE	MALE	
1120	EDISON 54 JT	2504	EDISON ACADEMY	12TH	0	0	0	0	0	1	1	3	10	7	22
1120	EDISON 54 JT	2504	EDISON ACADEMY	SCHOOL 1	1	1	0	0	0	1	4	7	16	11	41
1120	EDISON 54 JT	2514	EDISON ELEMENTARY SCHOOL	PK	0	0	0	0	0	0	0	0	4	8	12
1120	EDISON 54 JT	2514	EDISON ELEMENTARY SCHOOL	KINDERG/	0	0	0	0	0	1	0	2	5	8	8
1120	EDISON 54 JT	2514	EDISON ELEMENTARY SCHOOL	1ST	0	0	0	0	0	1	0	1	4	7	13
1120	EDISON 54 JT	2514	EDISON ELEMENTARY SCHOOL	2ND	0	0	0	0	0	0	0	5	0	5	5
1120	EDISON 54 JT	2514	EDISON ELEMENTARY SCHOOL	3RD	0	0	0	0	0	0	0	5	3	8	8
1120	EDISON 54 JT	2514	EDISON ELEMENTARY SCHOOL	4TH	0	0	0	0	0	0	0	6	2	8	8
1120	EDISON 54 JT	2514	EDISON ELEMENTARY SCHOOL	5TH	0	0	0	0	1	0	1	2	7	11	11
1120	EDISON 54 JT	2514	EDISON ELEMENTARY SCHOOL	SCHOOL 1	0	0	0	0	1	1	2	1	28	32	65
1120	EDISON 54 JT	2526	EDISON JUNIOR-SENIOR HIGH SCHOOL	6TH	0	0	0	0	0	0	0	4	3	7	7
1120	EDISON 54 JT	2526	EDISON JUNIOR-SENIOR HIGH SCHOOL	7TH	0	0	0	0	0	0	0	1	6	7	7
1120	EDISON 54 JT	2526	EDISON JUNIOR-SENIOR HIGH SCHOOL	8TH	0	0	0	0	0	0	0	6	3	9	9
1120	EDISON 54 JT	2526	EDISON JUNIOR-SENIOR HIGH SCHOOL	9TH	0	0	0	0	0	2	0	1	2	2	7
1120	EDISON 54 JT	2526	EDISON JUNIOR-SENIOR HIGH SCHOOL	10TH	0	0	0	0	0	0	0	5	7	12	12
1120	EDISON 54 JT	2526	EDISON JUNIOR-SENIOR HIGH SCHOOL	11TH	0	0	0	0	0	1	0	4	3	8	8
1120	EDISON 54 JT	2526	EDISON JUNIOR-SENIOR HIGH SCHOOL	12TH	0	0	0	0	0	0	0	6	3	9	9
1120	EDISON 54 JT	2526	EDISON JUNIOR-SENIOR HIGH SCHOOL	SCHOOL 1	0	0	0	0	0	3	0	1	28	27	59
1120	EDISON 54 JT		DISTRICT TOTAL		1	1	0	0	1	5	6	9	72	70	165
1130	MIAMI/YODER 60 JT	5850	MIAMI/YODER ELEMENTARY SCHOOL	PK	1	0	1	0	0	0	3	13	11	29	29
1130	MIAMI/YODER 60 JT	5850	MIAMI/YODER ELEMENTARY SCHOOL	KINDERG/	0	0	0	0	0	1	1	5	7	14	14
1130	MIAMI/YODER 60 JT	5850	MIAMI/YODER ELEMENTARY SCHOOL	1ST	2	0	0	1	0	0	2	8	7	22	22
1130	MIAMI/YODER 60 JT	5850	MIAMI/YODER ELEMENTARY SCHOOL	2ND	0	0	0	0	1	0	2	4	13	11	31
1130	MIAMI/YODER 60 JT	5850	MIAMI/YODER ELEMENTARY SCHOOL	3RD	0	0	1	0	0	1	2	12	8	24	24
1130	MIAMI/YODER 60 JT	5850	MIAMI/YODER ELEMENTARY SCHOOL	4TH	0	0	0	0	0	0	0	4	9	13	13
1130	MIAMI/YODER 60 JT	5850	MIAMI/YODER ELEMENTARY SCHOOL	5TH	1	0	0	1	0	1	5	6	6	20	20
1130	MIAMI/YODER 60 JT	5850	MIAMI/YODER ELEMENTARY SCHOOL	SCHOOL 1	4	2	2	2	1	0	7	17	61	59	153
1130	MIAMI/YODER 60 JT	5854	MIAMI-YODER SENIOR HIGH SCHOOL	9TH	0	0	0	0	0	5	2	12	13	33	33
1130	MIAMI/YODER 60 JT	5854	MIAMI-YODER SENIOR HIGH SCHOOL	10TH	0	0	0	1	0	4	3	6	10	24	24
1130	MIAMI/YODER 60 JT	5854	MIAMI-YODER SENIOR HIGH SCHOOL	11TH	0	0	2	1	0	1	5	7	12	28	28
1130	MIAMI/YODER 60 JT	5854	MIAMI-YODER SENIOR HIGH SCHOOL	12TH	0	0	0	0	0	3	3	9	12	27	27
1130	MIAMI/YODER 60 JT	5854	MIAMI-YODER SENIOR HIGH SCHOOL	SCHOOL 1	0	0	2	1	1	0	13	13	34	47	112
1130	MIAMI/YODER 60 JT	5870	MIAMI-YODER JUNIOR HIGH SCHOOL	6TH	0	0	1	0	0	1	2	9	12	25	25
1130	MIAMI/YODER 60 JT	5870	MIAMI-YODER JUNIOR HIGH SCHOOL	7TH	0	1	1	0	0	2	2	7	14	27	27
1130	MIAMI/YODER 60 JT	5870	MIAMI-YODER JUNIOR HIGH SCHOOL	8TH	0	1	1	0	0	0	2	10	7	21	21
1130	MIAMI/YODER 60 JT	5870	MIAMI-YODER JUNIOR HIGH SCHOOL	SCHOOL 1	1	2	2	0	0	3	6	26	33	73	73
1130	MIAMI/YODER 60 JT		DISTRICT TOTAL		5	3	6	3	2	0	23	36	121	139	338
1140	CANON CITY RE-1	1262	CANON CITY MIDDLE SCHOOL	6TH	0	1	1	1	0	2	3	5	63	80	156
1140	CANON CITY RE-1	1262	CANON CITY MIDDLE SCHOOL	7TH	2	1	1	2	1	4	5	7	56	64	143
1140	CANON CITY RE-1	1262	CANON CITY MIDDLE SCHOOL	8TH	0	0	0	1	0	1	10	9	56	66	143
1140	CANON CITY RE-1	1262	CANON CITY MIDDLE SCHOOL	SCHOOL 1	2	2	2	4	1	7	18	21	175	210	442
1140	CANON CITY RE-1	1266	CANON CITY HIGH SCHOOL	9TH	1	4	3	5	0	12	13	139	124	301	301
1140	CANON CITY RE-1	1266	CANON CITY HIGH SCHOOL	10TH	1	0	2	2	3	0	16	16	140	135	315
1140	CANON CITY RE-1	1266	CANON CITY HIGH SCHOOL	11TH	2	1	0	1	0	1	8	16	139	121	289
1140	CANON CITY RE-1	1266	CANON CITY HIGH SCHOOL	12TH	0	1	0	2	0	0	9	8	101	121	242
1140	CANON CITY RE-1	1266	CANON CITY HIGH SCHOOL	SCHOOL 1	4	6	5	10	3	1	45	53	519	501	1,147
1140	CANON CITY RE-1	3211	GARDEN PARK HIGH SCHOOL	9TH	0	1	0	0	0	0	2	1	6	4	14
1140	CANON CITY RE-1	3211	GARDEN PARK HIGH SCHOOL	10TH	0	0	1	0	0	0	1	1	12	9	24
1140	CANON CITY RE-1	3211	GARDEN PARK HIGH SCHOOL	11TH	0	0	0	0	0	0	0	0	12	11	23
1140	CANON CITY RE-1	3211	GARDEN PARK HIGH SCHOOL	12TH	0	0	0	0	0	0	1	2	9	13	25
1140	CANON CITY RE-1	3211	GARDEN PARK HIGH SCHOOL	SCHOOL 1	0	1	1	0	0	0	4	4	39	37	86
1140	CANON CITY RE-1	3802	HARRISON SCHOOL	HALF DAY	0	0	0	0	0	0	1	3	28	19	51
1140	CANON CITY RE-1	3802	HARRISON SCHOOL	1ST	0	0	1	0	0	1	4	3	22	26	57
1140	CANON CITY RE-1	3802	HARRISON SCHOOL	2ND	0	0	1	2	0	3	2	32	24	64	64
1140	CANON CITY RE-1	3802	HARRISON SCHOOL	3RD	0	0	0	0	0	0	3	3	29	20	55
1140	CANON CITY RE-1	3802	HARRISON SCHOOL	4TH	0	0	0	0	1	0	2	0	16	27	46
1140	CANON CITY RE-1	3802	HARRISON SCHOOL	5TH	0	0	0	0	1	0	1	4	30	30	66
1140	CANON CITY RE-1	3802	HARRISON SCHOOL	6TH	0	1	1	0	0	6	11	41	47	107	107
1140	CANON CITY RE-1	3802	HARRISON SCHOOL	7TH	0	0	1	1	0	1	3	12	51	56	125
1140	CANON CITY RE-1	3802	HARRISON SCHOOL	8TH	0	1	1	0	0	1	3	2	56	63	127
1140	CANON CITY RE-1	3802	HARRISON SCHOOL	SCHOOL 1	0	2	5	3	2	3	26	40	305	312	698
1140	CANON CITY RE-1	5166	LINCOLN ELEMENTARY SCHOOL	HALF DAY	0	0	0	0	0	0	1	2	7	13	23
1140	CANON CITY RE-1	5166	LINCOLN ELEMENTARY SCHOOL	KINDERG/	0	0	0	1	1	0	0	1	5	7	15
1140	CANON CITY RE-1	5166	LINCOLN ELEMENTARY SCHOOL	1ST	1	0	0	0	0	0	0	18	20	39	39
1140	CANON CITY RE-1	5166	LINCOLN ELEMENTARY SCHOOL	2ND	0	1	1	0	0	0	3	0	16	17	38
1140	CANON CITY RE-1	5166	LINCOLN ELEMENTARY SCHOOL	3RD	0	0	0	0	1	0	0	17	22	40	40
1140	CANON CITY RE-1	5166	LINCOLN ELEMENTARY SCHOOL	4TH	0	0	0	0	0	2	1	1	20	19	43

COLORADO DEPARTMENT OF EDUCATION
FALL 2007 PUPIL MEMBERSHIP BY DISTRICT, SCHOOL, GRADE, RACE/ETHNICITY, AND GENDER

District Code	DISTRICT	School Code	SCHOOL	GRADE	AMERICAN	AMERICAN	ASIAN OR	ASIAN OR	BLACK	BLACK (NOT	HISPANIC	HISPANIC	WHITE (NOT	WHITE (NOT	Total
					INDIAN OR ALASKAN NATIVE	INDIAN OR ALASKAN NATIVE	PACIFIC ISLANDER	PACIFIC ISLANDER	(NOT HISPANIC)	HISPANIC)			HISPANIC)	HISPANIC)	
1140	CANON CITY RE-1	5166	LINCOLN ELEMENTARY SCHOOL	5TH	1	0	0	1	0	0	0	1	20	20	43
1140	CANON CITY RE-1	5166	LINCOLN ELEMENTARY SCHOOL	SCHOOL 1	2	1	1	2	2	2	5	5	103	118	241
1140	CANON CITY RE-1	5414	MADISON EXPLORATORY SCHOOL	1ST	0	0	0	0	0	0	0	0	5	6	11
1140	CANON CITY RE-1	5414	MADISON EXPLORATORY SCHOOL	2ND	0	0	0	0	0	0	0	0	8	2	10
1140	CANON CITY RE-1	5414	MADISON EXPLORATORY SCHOOL	3RD	0	0	0	0	0	0	2	0	5	3	10
1140	CANON CITY RE-1	5414	MADISON EXPLORATORY SCHOOL	4TH	0	0	0	0	0	0	0	0	7	6	13
1140	CANON CITY RE-1	5414	MADISON EXPLORATORY SCHOOL	5TH	0	0	0	0	0	0	0	0	10	4	14
1140	CANON CITY RE-1	5414	MADISON EXPLORATORY SCHOOL	6TH	0	0	0	0	0	0	0	1	5	0	6
1140	CANON CITY RE-1	5414	MADISON EXPLORATORY SCHOOL	SCHOOL 1	0	0	0	0	0	0	2	1	40	21	64
1140	CANON CITY RE-1	5704	MCKINLEY ELEMENTARY SCHOOL	HALF DAY	0	0	0	0	0	0	5	2	22	20	49
1140	CANON CITY RE-1	5704	MCKINLEY ELEMENTARY SCHOOL	1ST	0	0	0	0	0	0	4	2	27	16	49
1140	CANON CITY RE-1	5704	MCKINLEY ELEMENTARY SCHOOL	2ND	0	0	1	0	1	0	1	2	22	21	48
1140	CANON CITY RE-1	5704	MCKINLEY ELEMENTARY SCHOOL	3RD	1	1	0	0	0	0	1	2	21	19	45
1140	CANON CITY RE-1	5704	MCKINLEY ELEMENTARY SCHOOL	4TH	0	0	0	0	0	0	5	0	22	29	56
1140	CANON CITY RE-1	5704	MCKINLEY ELEMENTARY SCHOOL	5TH	1	0	0	0	0	0	3	2	21	15	42
1140	CANON CITY RE-1	5704	MCKINLEY ELEMENTARY SCHOOL	SCHOOL 1	2	1	1	0	1	0	19	10	135	120	289
1140	CANON CITY RE-1	6752	MOUNT VIEW CORE KNOWLEDGE CHARTER SCHOOL	KINDERG/	0	0	1	0	0	0	0	2	15	9	27
1140	CANON CITY RE-1	6752	MOUNT VIEW CORE KNOWLEDGE CHARTER SCHOOL	1ST	0	0	0	0	0	0	0	1	12	14	27
1140	CANON CITY RE-1	6752	MOUNT VIEW CORE KNOWLEDGE CHARTER SCHOOL	2ND	0	0	1	1	0	0	0	1	11	14	28
1140	CANON CITY RE-1	6752	MOUNT VIEW CORE KNOWLEDGE CHARTER SCHOOL	3RD	0	0	1	0	0	0	0	1	13	12	27
1140	CANON CITY RE-1	6752	MOUNT VIEW CORE KNOWLEDGE CHARTER SCHOOL	4TH	0	0	0	0	0	0	0	2	10	12	24
1140	CANON CITY RE-1	6752	MOUNT VIEW CORE KNOWLEDGE CHARTER SCHOOL	5TH	0	0	1	0	0	0	0	0	14	12	27
1140	CANON CITY RE-1	6752	MOUNT VIEW CORE KNOWLEDGE CHARTER SCHOOL	6TH	0	0	1	0	0	0	1	0	7	16	25
1140	CANON CITY RE-1	6752	MOUNT VIEW CORE KNOWLEDGE CHARTER SCHOOL	7TH	0	0	0	0	0	0	2	1	13	11	27
1140	CANON CITY RE-1	6752	MOUNT VIEW CORE KNOWLEDGE CHARTER SCHOOL	8TH	0	1	1	0	0	0	0	0	9	9	20
1140	CANON CITY RE-1	6752	MOUNT VIEW CORE KNOWLEDGE CHARTER SCHOOL	SCHOOL 1	0	0	6	1	0	0	3	8	104	109	232
1140	CANON CITY RE-1	7950	SKYLINE ELEMENTARY SCHOOL	HALF DAY	0	0	0	0	0	0	2	0	18	10	30
1140	CANON CITY RE-1	7950	SKYLINE ELEMENTARY SCHOOL	KINDERG/	0	0	0	0	1	0	2	0	3	9	15
1140	CANON CITY RE-1	7950	SKYLINE ELEMENTARY SCHOOL	1ST	0	0	0	0	0	0	1	3	21	20	45
1140	CANON CITY RE-1	7950	SKYLINE ELEMENTARY SCHOOL	2ND	0	0	0	0	0	0	0	2	15	20	37
1140	CANON CITY RE-1	7950	SKYLINE ELEMENTARY SCHOOL	3RD	0	0	0	0	0	0	2	4	8	20	34
1140	CANON CITY RE-1	7950	SKYLINE ELEMENTARY SCHOOL	4TH	0	0	0	0	0	0	2	2	15	12	31
1140	CANON CITY RE-1	7950	SKYLINE ELEMENTARY SCHOOL	5TH	0	0	0	0	0	2	0	0	18	19	39
1140	CANON CITY RE-1	7950	SKYLINE ELEMENTARY SCHOOL	SCHOOL 1	0	0	0	0	1	2	9	11	98	110	231
1140	CANON CITY RE-1	9248	WASHINGTON ELEMENTARY SCHOOL	HALF DAY	0	0	0	0	0	0	5	4	18	25	52
1140	CANON CITY RE-1	9248	WASHINGTON ELEMENTARY SCHOOL	1ST	0	0	1	0	0	1	2	1	18	30	53
1140	CANON CITY RE-1	9248	WASHINGTON ELEMENTARY SCHOOL	2ND	1	0	0	0	2	1	8	2	25	32	71
1140	CANON CITY RE-1	9248	WASHINGTON ELEMENTARY SCHOOL	3RD	0	0	1	0	2	0	2	3	28	24	60
1140	CANON CITY RE-1	9248	WASHINGTON ELEMENTARY SCHOOL	4TH	0	0	0	0	1	0	1	0	34	23	59
1140	CANON CITY RE-1	9248	WASHINGTON ELEMENTARY SCHOOL	5TH	0	0	1	1	1	0	4	1	32	35	75
1140	CANON CITY RE-1	9248	WASHINGTON ELEMENTARY SCHOOL	SCHOOL 1	1	0	3	1	6	2	22	11	155	169	370
1140	CANON CITY RE-1		DISTRICT TOTAL		11	14	24	21	16	17	153	164	1,673	1,707	3,800
1150	FLORENCE RE-2	3002	FLORENCE HIGH SCHOOL	9TH	1	0	0	1	4	1	6	9	69	66	157
1150	FLORENCE RE-2	3002	FLORENCE HIGH SCHOOL	10TH	0	1	0	0	0	1	10	7	55	67	141
1150	FLORENCE RE-2	3002	FLORENCE HIGH SCHOOL	11TH	0	1	0	0	2	0	10	11	50	59	133
1150	FLORENCE RE-2	3002	FLORENCE HIGH SCHOOL	12TH	1	0	0	1	1	3	6	48	52	113	113
1150	FLORENCE RE-2	3002	FLORENCE HIGH SCHOOL	SCHOOL 1	2	2	0	2	7	3	29	33	222	244	544
1150	FLORENCE RE-2	3224	FREMONT ELEMENTARY SCHOOL	HALF DAY	2	0	0	0	0	3	3	3	20	34	63
1150	FLORENCE RE-2	3224	FREMONT ELEMENTARY SCHOOL	KINDERG/	0	0	1	0	0	0	0	1	3	4	9
1150	FLORENCE RE-2	3224	FREMONT ELEMENTARY SCHOOL	1ST	2	0	0	1	0	0	5	8	31	27	74
1150	FLORENCE RE-2	3224	FREMONT ELEMENTARY SCHOOL	2ND	1	0	0	0	0	0	2	6	33	40	82
1150	FLORENCE RE-2	3224	FREMONT ELEMENTARY SCHOOL	3RD	0	0	0	2	0	0	2	5	19	41	69
1150	FLORENCE RE-2	3224	FREMONT ELEMENTARY SCHOOL	4TH	0	2	2	0	0	0	7	3	26	27	67
1150	FLORENCE RE-2	3224	FREMONT ELEMENTARY SCHOOL	5TH	0	2	0	0	0	0	5	2	45	37	91
1150	FLORENCE RE-2	3224	FREMONT ELEMENTARY SCHOOL	SCHOOL 1	5	4	3	3	1	0	24	28	177	210	455
1150	FLORENCE RE-2	3226	FREMONT MIDDLE SCHOOL	6TH	1	3	2	0	1	2	7	7	64	76	163
1150	FLORENCE RE-2	3226	FREMONT MIDDLE SCHOOL	7TH	1	0	0	2	1	1	4	11	57	60	137
1150	FLORENCE RE-2	3226	FREMONT MIDDLE SCHOOL	8TH	1	1	0	0	1	0	7	7	38	75	130
1150	FLORENCE RE-2	3226	FREMONT MIDDLE SCHOOL	SCHOOL 1	3	4	2	2	3	3	18	25	159	211	430
1150	FLORENCE RE-2	6858	PENROSE ELEMENTARY SCHOOL	HALF DAY	0	0	0	0	0	1	0	3	16	13	33
1150	FLORENCE RE-2	6858	PENROSE ELEMENTARY SCHOOL	KINDERG/	0	0	0	0	0	0	1	1	3	2	7
1150	FLORENCE RE-2	6858	PENROSE ELEMENTARY SCHOOL	1ST	0	0	0	0	0	0	1	2	27	13	43
1150	FLORENCE RE-2	6858	PENROSE ELEMENTARY SCHOOL	2ND	0	0	0	0	0	1	2	3	24	21	51
1150	FLORENCE RE-2	6858	PENROSE ELEMENTARY SCHOOL	3RD	0	0	0	0	0	0	4	3	20	15	42
1150	FLORENCE RE-2	6858	PENROSE ELEMENTARY SCHOOL	4TH	0	0	0	0	0	0	1	0	16	21	38
1150	FLORENCE RE-2	6858	PENROSE ELEMENTARY SCHOOL	5TH	0	0	0	0	0	0	2	3	31	22	58
1150	FLORENCE RE-2	6858	PENROSE ELEMENTARY SCHOOL	SCHOOL 1	0	0	0	0	0	2	11	15	137	107	272

COLORADO DEPARTMENT OF EDUCATION
FALL 2007 PUPIL MEMBERSHIP BY DISTRICT, SCHOOL, GRADE, RACE/ETHNICITY, AND GENDER

District Code	DISTRICT	School Code	SCHOOL	GRADE	AMERICAN	AMERICAN	ASIAN OR	ASIAN OR	BLACK	BLACK (NOT	HISPANIC	HISPANIC	WHITE (NOT	WHITE (NOT	Total	
					INDIAN OR ALASKAN NATIVE	INDIAN OR ALASKAN NATIVE	PACIFIC ISLANDER	PACIFIC ISLANDER	(NOT HISPANIC)	HISPANIC)			HISPANIC)	HISPANIC)		
1150	FLORENCE RE-2		DISTRICT TOTAL			10	10	5	7	11	8	82	101	695	772	1,701
1160	COTOPAXI RE-3	1911	COTOPAXI HOME-SCHOOL PARTNERSHIP SCHOOL	HALF DAY	0	0	0	0	0	0	0	0	0	1	1	2
1160	COTOPAXI RE-3	1911	COTOPAXI HOME-SCHOOL PARTNERSHIP SCHOOL	1ST	0	0	0	0	0	0	0	0	0	1	0	1
1160	COTOPAXI RE-3	1911	COTOPAXI HOME-SCHOOL PARTNERSHIP SCHOOL	2ND	0	0	0	0	0	0	0	0	0	4	0	4
1160	COTOPAXI RE-3	1911	COTOPAXI HOME-SCHOOL PARTNERSHIP SCHOOL	3RD	0	0	0	0	0	0	0	0	0	1	0	1
1160	COTOPAXI RE-3	1911	COTOPAXI HOME-SCHOOL PARTNERSHIP SCHOOL	4TH	0	0	0	0	0	0	0	0	0	0	1	1
1160	COTOPAXI RE-3	1911	COTOPAXI HOME-SCHOOL PARTNERSHIP SCHOOL	6TH	0	0	0	0	0	0	0	0	0	1	1	2
1160	COTOPAXI RE-3	1911	COTOPAXI HOME-SCHOOL PARTNERSHIP SCHOOL	7TH	0	0	0	0	0	0	0	0	0	1	1	2
1160	COTOPAXI RE-3	1911	COTOPAXI HOME-SCHOOL PARTNERSHIP SCHOOL	8TH	0	0	0	0	0	0	1	0	0	2	0	3
1160	COTOPAXI RE-3	1911	COTOPAXI HOME-SCHOOL PARTNERSHIP SCHOOL	9TH	0	0	0	0	0	0	0	1	1	1	1	3
1160	COTOPAXI RE-3	1911	COTOPAXI HOME-SCHOOL PARTNERSHIP SCHOOL	10TH	0	0	0	0	0	0	0	0	0	2	0	2
1160	COTOPAXI RE-3	1911	COTOPAXI HOME-SCHOOL PARTNERSHIP SCHOOL	12TH	0	0	0	0	0	0	0	0	0	0	2	2
1160	COTOPAXI RE-3	1911	COTOPAXI HOME-SCHOOL PARTNERSHIP SCHOOL	SCHOOL 1	0	0	0	0	0	0	0	1	1	14	7	23
1160	COTOPAXI RE-3	3220	COTOPAXI ELEMENTARY SCHOOL	PK	0	0	0	0	0	0	0	0	0	9	17	26
1160	COTOPAXI RE-3	3220	COTOPAXI ELEMENTARY SCHOOL	HALF DAY	0	0	1	0	0	0	0	0	0	10	7	18
1160	COTOPAXI RE-3	3220	COTOPAXI ELEMENTARY SCHOOL	1ST	0	0	0	0	0	0	0	0	0	8	8	16
1160	COTOPAXI RE-3	3220	COTOPAXI ELEMENTARY SCHOOL	2ND	0	0	0	0	0	0	1	0	0	5	4	10
1160	COTOPAXI RE-3	3220	COTOPAXI ELEMENTARY SCHOOL	3RD	0	0	0	0	0	0	0	0	2	10	12	
1160	COTOPAXI RE-3	3220	COTOPAXI ELEMENTARY SCHOOL	4TH	0	0	0	0	0	0	0	0	0	4	3	7
1160	COTOPAXI RE-3	3220	COTOPAXI ELEMENTARY SCHOOL	5TH	0	0	0	0	0	0	1	2	5	4	12	
1160	COTOPAXI RE-3	3220	COTOPAXI ELEMENTARY SCHOOL	SCHOOL 1	0	0	1	0	0	0	2	2	43	53	101	
1160	COTOPAXI RE-3	3228	COTOPAXI JUNIOR-SENIOR HIGH SCHOOL	6TH	0	0	0	0	0	0	0	3	4	6	13	
1160	COTOPAXI RE-3	3228	COTOPAXI JUNIOR-SENIOR HIGH SCHOOL	7TH	0	0	0	0	0	0	0	1	12	4	17	
1160	COTOPAXI RE-3	3228	COTOPAXI JUNIOR-SENIOR HIGH SCHOOL	8TH	0	0	0	0	0	0	0	1	12	7	20	
1160	COTOPAXI RE-3	3228	COTOPAXI JUNIOR-SENIOR HIGH SCHOOL	9TH	0	0	0	0	1	0	1	1	8	10	21	
1160	COTOPAXI RE-3	3228	COTOPAXI JUNIOR-SENIOR HIGH SCHOOL	10TH	0	0	0	0	0	2	1	1	15	8	26	
1160	COTOPAXI RE-3	3228	COTOPAXI JUNIOR-SENIOR HIGH SCHOOL	11TH	0	0	0	0	0	1	2	7	14	24		
1160	COTOPAXI RE-3	3228	COTOPAXI JUNIOR-SENIOR HIGH SCHOOL	12TH	0	0	1	1	0	1	1	1	14	9	28	
1160	COTOPAXI RE-3	3228	COTOPAXI JUNIOR-SENIOR HIGH SCHOOL	SCHOOL 1	0	0	1	2	0	5	10	72	58	149		
1160	COTOPAXI RE-3		DISTRICT TOTAL		0	1	1	1	2	0	8	13	129	118	273	
1180	ROARING FORK RE-1	0429	CARBONDALE COMMUNITY CHARTER SCHOOL	KINDERG/	0	0	0	0	0	0	1	2	6	5	14	
1180	ROARING FORK RE-1	0429	CARBONDALE COMMUNITY CHARTER SCHOOL	1ST	0	0	0	0	0	1	0	6	7	14		
1180	ROARING FORK RE-1	0429	CARBONDALE COMMUNITY CHARTER SCHOOL	2ND	0	0	1	0	0	2	0	9	2	14		
1180	ROARING FORK RE-1	0429	CARBONDALE COMMUNITY CHARTER SCHOOL	3RD	0	0	0	0	0	1	1	6	6	14		
1180	ROARING FORK RE-1	0429	CARBONDALE COMMUNITY CHARTER SCHOOL	4TH	0	0	1	0	0	0	1	4	8	14		
1180	ROARING FORK RE-1	0429	CARBONDALE COMMUNITY CHARTER SCHOOL	5TH	0	0	0	0	0	1	2	7	6	16		
1180	ROARING FORK RE-1	0429	CARBONDALE COMMUNITY CHARTER SCHOOL	6TH	0	0	0	0	0	1	0	5	7	13		
1180	ROARING FORK RE-1	0429	CARBONDALE COMMUNITY CHARTER SCHOOL	7TH	0	0	1	0	0	2	4	6	4	17		
1180	ROARING FORK RE-1	0429	CARBONDALE COMMUNITY CHARTER SCHOOL	8TH	0	0	0	0	0	0	0	6	9	15		
1180	ROARING FORK RE-1	0429	CARBONDALE COMMUNITY CHARTER SCHOOL	SCHOOL 1	0	0	3	0	0	9	10	55	54	131		
1180	ROARING FORK RE-1	0560	BASALT ELEMENTARY SCHOOL	PK	0	0	0	0	0	3	6	2	5	16		
1180	ROARING FORK RE-1	0560	BASALT ELEMENTARY SCHOOL	HALF DAY	0	0	0	0	0	0	0	3	13	16		
1180	ROARING FORK RE-1	0560	BASALT ELEMENTARY SCHOOL	KINDERG/	0	0	0	0	0	29	32	22	27	110		
1180	ROARING FORK RE-1	0560	BASALT ELEMENTARY SCHOOL	1ST	0	0	0	3	1	26	28	25	34	117		
1180	ROARING FORK RE-1	0560	BASALT ELEMENTARY SCHOOL	2ND	0	0	0	2	0	29	28	27	20	106		
1180	ROARING FORK RE-1	0560	BASALT ELEMENTARY SCHOOL	3RD	0	0	1	0	0	30	29	17	29	106		
1180	ROARING FORK RE-1	0560	BASALT ELEMENTARY SCHOOL	4TH	0	0	0	2	0	36	27	22	20	107		
1180	ROARING FORK RE-1	0560	BASALT ELEMENTARY SCHOOL	SCHOOL 1	0	0	1	7	1	153	150	118	148	578		
1180	ROARING FORK RE-1	0561	BASALT MIDDLE SCHOOL	PK	0	0	0	0	0	6	4	0	0	10		
1180	ROARING FORK RE-1	0561	BASALT MIDDLE SCHOOL	5TH	0	0	0	0	0	25	36	21	21	103		
1180	ROARING FORK RE-1	0561	BASALT MIDDLE SCHOOL	6TH	0	0	1	1	0	25	32	24	27	110		
1180	ROARING FORK RE-1	0561	BASALT MIDDLE SCHOOL	7TH	0	0	0	1	0	21	34	15	34	105		
1180	ROARING FORK RE-1	0561	BASALT MIDDLE SCHOOL	8TH	0	0	0	2	0	20	21	29	42	115		
1180	ROARING FORK RE-1	0561	BASALT MIDDLE SCHOOL	SCHOOL 1	0	0	1	4	0	97	127	89	124	443		
1180	ROARING FORK RE-1	0570	BASALT HIGH SCHOOL	9TH	0	0	0	0	0	30	26	27	35	118		
1180	ROARING FORK RE-1	0570	BASALT HIGH SCHOOL	10TH	0	0	0	0	1	27	25	39	45	137		
1180	ROARING FORK RE-1	0570	BASALT HIGH SCHOOL	11TH	0	0	0	1	0	19	27	35	40	122		
1180	ROARING FORK RE-1	0570	BASALT HIGH SCHOOL	12TH	0	0	0	0	0	18	28	34	40	120		
1180	ROARING FORK RE-1	0570	BASALT HIGH SCHOOL	SCHOOL 1	0	0	0	1	1	94	106	135	160	497		
1180	ROARING FORK RE-1	1006	BRIDGES	9TH	0	0	0	0	1	1	2	4	3	11		
1180	ROARING FORK RE-1	1006	BRIDGES	10TH	0	1	0	0	0	2	0	4	10	17		
1180	ROARING FORK RE-1	1006	BRIDGES	11TH	1	0	1	0	0	2	3	4	6	17		
1180	ROARING FORK RE-1	1006	BRIDGES	12TH	0	0	0	0	0	2	2	6	23	35		
1180	ROARING FORK RE-1	1006	BRIDGES	SCHOOL 1	1	1	1	0	0	3	7	7	18	42	80	
1180	ROARING FORK RE-1	1296	CARBONDALE MIDDLE SCHOOL	5TH	0	0	0	0	0	23	37	10	3	73		
1180	ROARING FORK RE-1	1296	CARBONDALE MIDDLE SCHOOL	6TH	1	0	1	0	1	23	26	5	9	66		
1180	ROARING FORK RE-1	1296	CARBONDALE MIDDLE SCHOOL	7TH	0	0	1	0	0	26	35	8	16	86		

COLORADO DEPARTMENT OF EDUCATION
FALL 2007 PUPIL MEMBERSHIP BY DISTRICT, SCHOOL, GRADE, RACE/ETHNICITY, AND GENDER

District Code	DISTRICT	School Code	SCHOOL	GRADE	AMERICAN INDIAN OR ALASKAN NATIVE	AMERICAN INDIAN OR ALASKAN NATIVE	ASIAN OR PACIFIC ISLANDER	ASIAN OR PACIFIC ISLANDER	BLACK (NOT HISPANIC)	BLACK (NOT HISPANIC)	HISPANIC	HISPANIC	WHITE (NOT HISPANIC)	WHITE (NOT HISPANIC)	Total
					FEMALE	MALE	FEMALE	MALE	FEMALE	MALE	FEMALE	MALE	FEMALE	MALE	
1180	ROARING FORK RE-1	1296	CARBONDALE MIDDLE SCHOOL	8TH	0	1	1	1	0	0	30	26	2	13	74
1180	ROARING FORK RE-1	1296	CARBONDALE MIDDLE SCHOOL	SCHOOL 1	1	1	3	1	1	0	102	124	25	41	299
1180	ROARING FORK RE-1	2063	CRYSTAL RIVER ELEMENTARY SCHOOL	PK	2	1	0	0	0	0	11	11	8	16	49
1180	ROARING FORK RE-1	2063	CRYSTAL RIVER ELEMENTARY SCHOOL	HALF DAY	0	0	0	0	0	0	5	8	1	3	17
1180	ROARING FORK RE-1	2063	CRYSTAL RIVER ELEMENTARY SCHOOL	KINDERG/	1	0	0	1	0	0	19	21	13	11	66
1180	ROARING FORK RE-1	2063	CRYSTAL RIVER ELEMENTARY SCHOOL	1ST	1	1	1	0	0	0	40	34	6	6	89
1180	ROARING FORK RE-1	2063	CRYSTAL RIVER ELEMENTARY SCHOOL	2ND	1	1	0	0	0	0	36	34	9	10	91
1180	ROARING FORK RE-1	2063	CRYSTAL RIVER ELEMENTARY SCHOOL	3RD	1	0	0	1	0	0	32	30	12	8	84
1180	ROARING FORK RE-1	2063	CRYSTAL RIVER ELEMENTARY SCHOOL	4TH	0	1	1	0	0	0	38	25	14	9	88
1180	ROARING FORK RE-1	2063	CRYSTAL RIVER ELEMENTARY SCHOOL	SCHOOL 1	6	4	2	2	0	0	181	163	63	63	484
1180	ROARING FORK RE-1	3460	GLENWOOD SPRINGS ELEMENTARY SCHOOL	PK	0	0	0	0	0	0	4	2	8	6	20
1180	ROARING FORK RE-1	3460	GLENWOOD SPRINGS ELEMENTARY SCHOOL	HALF DAY	0	0	0	0	1	0	13	11	8	7	40
1180	ROARING FORK RE-1	3460	GLENWOOD SPRINGS ELEMENTARY SCHOOL	KINDERG/	0	0	0	0	0	0	19	16	10	14	59
1180	ROARING FORK RE-1	3460	GLENWOOD SPRINGS ELEMENTARY SCHOOL	1ST	1	0	0	0	0	0	12	35	21	22	91
1180	ROARING FORK RE-1	3460	GLENWOOD SPRINGS ELEMENTARY SCHOOL	2ND	1	0	1	1	0	0	23	26	13	20	85
1180	ROARING FORK RE-1	3460	GLENWOOD SPRINGS ELEMENTARY SCHOOL	3RD	0	1	0	0	0	0	12	16	14	13	56
1180	ROARING FORK RE-1	3460	GLENWOOD SPRINGS ELEMENTARY SCHOOL	4TH	0	0	0	0	0	0	25	21	11	18	75
1180	ROARING FORK RE-1	3460	GLENWOOD SPRINGS ELEMENTARY SCHOOL	5TH	0	0	0	0	0	0	21	25	15	29	90
1180	ROARING FORK RE-1	3460	GLENWOOD SPRINGS ELEMENTARY SCHOOL	SCHOOL 1	2	1	1	1	1	0	129	152	100	129	516
1180	ROARING FORK RE-1	3464	GLENWOOD SPRINGS MIDDLE SCHOOL	6TH	1	0	0	1	0	0	30	30	50	44	156
1180	ROARING FORK RE-1	3464	GLENWOOD SPRINGS MIDDLE SCHOOL	7TH	0	1	1	1	0	0	29	45	56	55	188
1180	ROARING FORK RE-1	3464	GLENWOOD SPRINGS MIDDLE SCHOOL	8TH	1	1	0	0	0	0	28	26	62	61	179
1180	ROARING FORK RE-1	3464	GLENWOOD SPRINGS MIDDLE SCHOOL	SCHOOL 1	2	2	1	2	0	0	87	101	168	160	523
1180	ROARING FORK RE-1	3468	GLENWOOD SPRINGS HIGH SCHOOL	9TH	0	0	2	0	0	0	41	40	51	57	193
1180	ROARING FORK RE-1	3468	GLENWOOD SPRINGS HIGH SCHOOL	10TH	0	1	1	0	0	0	15	22	60	65	164
1180	ROARING FORK RE-1	3468	GLENWOOD SPRINGS HIGH SCHOOL	11TH	0	0	3	2	0	0	18	24	49	59	156
1180	ROARING FORK RE-1	3468	GLENWOOD SPRINGS HIGH SCHOOL	12TH	0	0	0	0	0	0	15	25	50	51	142
1180	ROARING FORK RE-1	3468	GLENWOOD SPRINGS HIGH SCHOOL	SCHOOL 1	0	5	4	4	0	0	89	111	210	232	655
1180	ROARING FORK RE-1	7422	ROARING FORK HIGH SCHOOL	9TH	0	0	0	2	0	0	27	39	22	16	106
1180	ROARING FORK RE-1	7422	ROARING FORK HIGH SCHOOL	10TH	0	0	0	0	1	0	27	23	11	19	83
1180	ROARING FORK RE-1	7422	ROARING FORK HIGH SCHOOL	11TH	0	0	0	1	0	0	18	22	10	19	70
1180	ROARING FORK RE-1	7422	ROARING FORK HIGH SCHOOL	12TH	0	0	0	0	0	0	19	12	13	18	63
1180	ROARING FORK RE-1	7422	ROARING FORK HIGH SCHOOL	SCHOOL 1	0	0	0	6	0	1	91	96	56	72	322
1180	ROARING FORK RE-1	8038	SOPRIS ELEMENTARY SCHOOL	PK	0	0	0	0	1	0	5	3	9	14	32
1180	ROARING FORK RE-1	8038	SOPRIS ELEMENTARY SCHOOL	HALF DAY	0	0	0	0	0	0	4	10	9	10	33
1180	ROARING FORK RE-1	8038	SOPRIS ELEMENTARY SCHOOL	KINDERG/	0	0	1	0	0	1	8	16	19	14	59
1180	ROARING FORK RE-1	8038	SOPRIS ELEMENTARY SCHOOL	1ST	0	0	1	0	1	0	26	20	28	31	107
1180	ROARING FORK RE-1	8038	SOPRIS ELEMENTARY SCHOOL	2ND	1	0	0	0	1	0	20	11	37	39	109
1180	ROARING FORK RE-1	8038	SOPRIS ELEMENTARY SCHOOL	3RD	0	0	3	0	0	1	19	20	23	27	93
1180	ROARING FORK RE-1	8038	SOPRIS ELEMENTARY SCHOOL	4TH	0	0	1	2	0	0	10	23	25	26	87
1180	ROARING FORK RE-1	8038	SOPRIS ELEMENTARY SCHOOL	5TH	1	0	0	0	0	1	23	21	27	28	101
1180	ROARING FORK RE-1	8038	SOPRIS ELEMENTARY SCHOOL	SCHOOL 1	2	0	6	2	2	4	115	124	177	189	621
1180	ROARING FORK RE-1		DISTRICT TOTAL		14	14	23	30	6	9	1,154	1,271	1,214	1,414	5,149
1195	GARFIELD RE-2	0065	COAL RIDGE HIGH SCHOOL	9TH	1	0	0	0	0	0	24	28	38	48	139
1195	GARFIELD RE-2	0065	COAL RIDGE HIGH SCHOOL	10TH	1	0	0	0	0	1	16	16	49	47	130
1195	GARFIELD RE-2	0065	COAL RIDGE HIGH SCHOOL	11TH	0	0	0	0	2	0	18	20	51	49	140
1195	GARFIELD RE-2	0065	COAL RIDGE HIGH SCHOOL	12TH	0	0	1	0	0	0	8	9	22	30	70
1195	GARFIELD RE-2	0065	COAL RIDGE HIGH SCHOOL	SCHOOL 1	2	1	0	0	2	1	66	73	160	174	479
1195	GARFIELD RE-2	3325	GARFIELD RE-2 CENTER FOR INTEGRATIVE STUDIES	9TH	0	0	0	0	0	0	0	0	1	2	3
1195	GARFIELD RE-2	3325	GARFIELD RE-2 CENTER FOR INTEGRATIVE STUDIES	10TH	0	0	0	0	0	0	2	4	1	7	10
1195	GARFIELD RE-2	3325	GARFIELD RE-2 CENTER FOR INTEGRATIVE STUDIES	11TH	0	0	0	0	0	0	0	0	2	3	5
1195	GARFIELD RE-2	3325	GARFIELD RE-2 CENTER FOR INTEGRATIVE STUDIES	12TH	0	0	0	0	0	0	0	0	3	0	3
1195	GARFIELD RE-2	3325	GARFIELD RE-2 CENTER FOR INTEGRATIVE STUDIES	SCHOOL 1	0	0	0	0	0	0	0	2	10	6	18
1195	GARFIELD RE-2	3967	HIGHLAND ELEMENTARY SCHOOL	PK	0	0	0	0	0	0	8	12	3	3	26
1195	GARFIELD RE-2	3967	HIGHLAND ELEMENTARY SCHOOL	HALF DAY	0	0	0	0	1	0	22	17	27	25	92
1195	GARFIELD RE-2	3967	HIGHLAND ELEMENTARY SCHOOL	1ST	1	1	0	1	0	0	22	26	26	27	104
1195	GARFIELD RE-2	3967	HIGHLAND ELEMENTARY SCHOOL	2ND	0	1	1	0	0	2	31	26	27	23	111
1195	GARFIELD RE-2	3967	HIGHLAND ELEMENTARY SCHOOL	3RD	0	0	2	0	0	0	25	30	27	22	106
1195	GARFIELD RE-2	3967	HIGHLAND ELEMENTARY SCHOOL	4TH	0	0	1	0	1	1	28	19	23	18	91
1195	GARFIELD RE-2	3967	HIGHLAND ELEMENTARY SCHOOL	SCHOOL 1	1	2	4	1	2	3	136	130	133	118	530
1195	GARFIELD RE-2	4510	KATHRYN SENOR ELEMENTARY SCHOOL	PK	0	1	0	0	0	0	5	9	14	14	43
1195	GARFIELD RE-2	4510	KATHRYN SENOR ELEMENTARY SCHOOL	HALF DAY	0	0	0	0	1	1	15	23	29	33	102
1195	GARFIELD RE-2	4510	KATHRYN SENOR ELEMENTARY SCHOOL	1ST	1	0	0	0	1	0	15	24	32	32	105
1195	GARFIELD RE-2	4510	KATHRYN SENOR ELEMENTARY SCHOOL	2ND	0	0	0	0	0	1	16	21	33	39	110
1195	GARFIELD RE-2	4510	KATHRYN SENOR ELEMENTARY SCHOOL	3RD	0	1	1	0	1	0	15	15	36	29	98
1195	GARFIELD RE-2	4510	KATHRYN SENOR ELEMENTARY SCHOOL	4TH	0	1	1	0	1	1	10	17	25	35	90
1195	GARFIELD RE-2	4510	KATHRYN SENOR ELEMENTARY SCHOOL	SCHOOL 1	1	3	2	0	3	3	76	109	169	182	548

COLORADO DEPARTMENT OF EDUCATION
FALL 2007 PUPIL MEMBERSHIP BY DISTRICT, SCHOOL, GRADE, RACE/ETHNICITY, AND GENDER

District Code	DISTRICT	School Code	SCHOOL	GRADE	AMERICAN INDIAN OR ALASKAN NATIVE	AMERICAN INDIAN OR ALASKAN NATIVE	ASIAN OR PACIFIC ISLANDER	ASIAN OR PACIFIC ISLANDER	BLACK (NOT HISPANIC)	BLACK (NOT HISPANIC)	HISPANIC	HISPANIC	WHITE (NOT HISPANIC)	WHITE (NOT HISPANIC)	Total
					FEMALE	MALE	FEMALE	MALE	FEMALE	MALE	FEMALE	MALE	FEMALE	MALE	
1195	GARFIELD RE-2	7356	RIFLE MIDDLE SCHOOL	5TH	0	1	1	0	0	0	43	45	51	42	183
1195	GARFIELD RE-2	7356	RIFLE MIDDLE SCHOOL	6TH	0	2	2	0	1	1	42	33	53	57	191
1195	GARFIELD RE-2	7356	RIFLE MIDDLE SCHOOL	7TH	0	1	1	0	0	0	41	49	49	52	193
1195	GARFIELD RE-2	7356	RIFLE MIDDLE SCHOOL	8TH	0	0	0	2	0	1	37	37	53	51	181
1195	GARFIELD RE-2	7356	RIFLE MIDDLE SCHOOL	SCHOOL 1	0	4	4	2	1	2	163	164	206	202	748
1195	GARFIELD RE-2	7360	RIFLE HIGH SCHOOL	9TH	0	1	3	0	0	0	30	25	49	41	149
1195	GARFIELD RE-2	7360	RIFLE HIGH SCHOOL	10TH	0	1	2	0	0	0	23	30	57	54	167
1195	GARFIELD RE-2	7360	RIFLE HIGH SCHOOL	11TH	0	0	0	0	1	2	26	21	40	43	133
1195	GARFIELD RE-2	7360	RIFLE HIGH SCHOOL	12TH	0	0	0	0	0	0	21	22	48	61	152
1195	GARFIELD RE-2	7360	RIFLE HIGH SCHOOL	SCHOOL 1	0	2	5	0	1	2	100	98	194	199	601
1195	GARFIELD RE-2	7388	RIVERSIDE SCHOOL	5TH	0	0	1	0	0	0	18	24	33	38	114
1195	GARFIELD RE-2	7388	RIVERSIDE SCHOOL	6TH	0	1	1	1	0	1	21	32	51	45	153
1195	GARFIELD RE-2	7388	RIVERSIDE SCHOOL	7TH	0	0	0	1	0	2	23	19	45	46	136
1195	GARFIELD RE-2	7388	RIVERSIDE SCHOOL	8TH	0	1	0	1	0	2	22	19	46	41	132
1195	GARFIELD RE-2	7388	RIVERSIDE SCHOOL	SCHOOL 1	0	2	2	3	0	5	84	94	175	170	535
1195	GARFIELD RE-2	7890	ROY MOORE ELEMENTARY SCHOOL	PK	0	0	1	0	0	0	5	6	7	6	25
1195	GARFIELD RE-2	7890	ROY MOORE ELEMENTARY SCHOOL	HALF DAY	1	0	1	0	0	0	12	13	23	24	74
1195	GARFIELD RE-2	7890	ROY MOORE ELEMENTARY SCHOOL	1ST	0	3	0	1	2	0	12	13	18	19	68
1195	GARFIELD RE-2	7890	ROY MOORE ELEMENTARY SCHOOL	2ND	1	0	1	0	0	0	20	18	19	22	81
1195	GARFIELD RE-2	7890	ROY MOORE ELEMENTARY SCHOOL	3RD	0	0	0	0	0	0	13	17	19	21	71
1195	GARFIELD RE-2	7890	ROY MOORE ELEMENTARY SCHOOL	4TH	0	2	0	0	0	0	13	10	26	20	71
1195	GARFIELD RE-2	7890	ROY MOORE ELEMENTARY SCHOOL	5TH	1	0	0	0	0	0	12	14	18	21	66
1195	GARFIELD RE-2	7890	ROY MOORE ELEMENTARY SCHOOL	SCHOOL 1	4	5	3	1	2	0	87	91	130	133	456
1195	GARFIELD RE-2	9231	WAMSLEY ELEMENTARY SCHOOL	PK	0	0	0	0	0	0	5	9	8	11	33
1195	GARFIELD RE-2	9231	WAMSLEY ELEMENTARY SCHOOL	HALF DAY	0	0	1	0	0	0	23	24	23	23	94
1195	GARFIELD RE-2	9231	WAMSLEY ELEMENTARY SCHOOL	1ST	0	0	0	0	0	0	17	25	30	25	97
1195	GARFIELD RE-2	9231	WAMSLEY ELEMENTARY SCHOOL	2ND	0	0	0	0	0	0	22	20	26	22	90
1195	GARFIELD RE-2	9231	WAMSLEY ELEMENTARY SCHOOL	3RD	0	0	0	0	0	0	27	15	24	30	96
1195	GARFIELD RE-2	9231	WAMSLEY ELEMENTARY SCHOOL	4TH	0	2	0	1	0	0	12	18	23	22	78
1195	GARFIELD RE-2	9231	WAMSLEY ELEMENTARY SCHOOL	SCHOOL 1	0	2	1	1	0	0	106	111	134	133	488
1195	GARFIELD RE-2		DISTRICT TOTAL		8	20	22	8	11	16	818	872	1,311	1,317	4,403
1220	GARFIELD 16	3578	BEA UNDERWOOD ELEMENTARY SCHOOL	1ST	2	1	0	1	0	0	14	16	34	31	99
1220	GARFIELD 16	3578	BEA UNDERWOOD ELEMENTARY SCHOOL	2ND	2	3	0	0	1	0	24	10	27	32	99
1220	GARFIELD 16	3578	BEA UNDERWOOD ELEMENTARY SCHOOL	3RD	1	5	0	1	2	0	16	13	32	28	98
1220	GARFIELD 16	3578	BEA UNDERWOOD ELEMENTARY SCHOOL	4TH	2	4	0	1	1	1	11	14	26	29	89
1220	GARFIELD 16	3578	BEA UNDERWOOD ELEMENTARY SCHOOL	5TH	2	0	0	1	2	0	11	30	27	23	96
1220	GARFIELD 16	3578	BEA UNDERWOOD ELEMENTARY SCHOOL	6TH	2	4	2	1	2	0	12	18	32	28	101
1220	GARFIELD 16	3578	BEA UNDERWOOD ELEMENTARY SCHOOL	SCHOOL 1	11	17	2	5	8	1	88	101	178	171	582
1220	GARFIELD 16	3585	GRAND VALLEY EARLY CHILDHOOD LITERACY CENTER	PK	2	2	0	0	2	3	13	13	27	29	91
1220	GARFIELD 16	3585	GRAND VALLEY EARLY CHILDHOOD LITERACY CENTER	HALF DAY	1	0	0	1	1	0	20	16	31	36	106
1220	GARFIELD 16	3585	GRAND VALLEY EARLY CHILDHOOD LITERACY CENTER	SCHOOL 1	3	2	0	1	3	3	33	29	58	65	197
1220	GARFIELD 16	3586	GRAND VALLEY HIGH SCHOOL	9TH	3	2	0	1	1	0	5	14	36	42	104
1220	GARFIELD 16	3586	GRAND VALLEY HIGH SCHOOL	10TH	1	1	1	2	1	0	9	10	31	36	91
1220	GARFIELD 16	3586	GRAND VALLEY HIGH SCHOOL	11TH	1	2	0	1	0	1	10	6	29	27	77
1220	GARFIELD 16	3586	GRAND VALLEY HIGH SCHOOL	12TH	0	2	0	0	0	0	4	8	31	28	73
1220	GARFIELD 16	3586	GRAND VALLEY HIGH SCHOOL	SCHOOL 1	4	7	1	4	2	1	28	38	127	133	345
1220	GARFIELD 16	8274	L W ST JOHN MIDDLE SCHOOL	7TH	0	1	0	0	1	2	12	12	27	32	87
1220	GARFIELD 16	8274	L W ST JOHN MIDDLE SCHOOL	8TH	2	2	0	1	1	0	9	15	29	37	96
1220	GARFIELD 16	8274	L W ST JOHN MIDDLE SCHOOL	SCHOOL 1	2	3	0	1	2	2	21	27	56	69	183
1220	GARFIELD 16		DISTRICT TOTAL		20	29	3	11	15	7	170	195	419	438	1,307
1330	GILPIN COUNTY RE-1	1632	GILPIN COUNTY ELEMENTARY SCHOOL	PK	0	0	1	1	1	0	1	3	15	16	38
1330	GILPIN COUNTY RE-1	1632	GILPIN COUNTY ELEMENTARY SCHOOL	HALF DAY	0	0	0	0	0	1	0	0	4	3	8
1330	GILPIN COUNTY RE-1	1632	GILPIN COUNTY ELEMENTARY SCHOOL	KINDERG/	0	0	0	0	0	0	1	0	10	10	21
1330	GILPIN COUNTY RE-1	1632	GILPIN COUNTY ELEMENTARY SCHOOL	1ST	0	0	2	0	0	0	1	1	19	21	44
1330	GILPIN COUNTY RE-1	1632	GILPIN COUNTY ELEMENTARY SCHOOL	2ND	0	0	0	0	0	0	0	1	15	18	34
1330	GILPIN COUNTY RE-1	1632	GILPIN COUNTY ELEMENTARY SCHOOL	3RD	0	0	0	0	1	0	0	0	13	10	24
1330	GILPIN COUNTY RE-1	1632	GILPIN COUNTY ELEMENTARY SCHOOL	4TH	0	0	0	0	0	0	0	2	10	10	22
1330	GILPIN COUNTY RE-1	1632	GILPIN COUNTY ELEMENTARY SCHOOL	5TH	0	0	0	0	0	1	1	6	10	18	34
1330	GILPIN COUNTY RE-1	1632	GILPIN COUNTY ELEMENTARY SCHOOL	6TH	0	0	0	0	0	1	0	10	10	21	42
1330	GILPIN COUNTY RE-1	1632	GILPIN COUNTY ELEMENTARY SCHOOL	SCHOOL 1	0	0	3	1	2	1	5	8	102	108	230
1330	GILPIN COUNTY RE-1	1634	GILPIN COUNTY UNDIVIDED HIGH SCHOOL	7TH	0	0	0	0	1	0	1	0	9	17	28
1330	GILPIN COUNTY RE-1	1634	GILPIN COUNTY UNDIVIDED HIGH SCHOOL	8TH	0	0	0	0	0	0	0	0	15	16	31
1330	GILPIN COUNTY RE-1	1634	GILPIN COUNTY UNDIVIDED HIGH SCHOOL	9TH	0	0	0	0	0	2	1	9	6	18	34
1330	GILPIN COUNTY RE-1	1634	GILPIN COUNTY UNDIVIDED HIGH SCHOOL	10TH	0	0	0	0	0	0	0	0	14	10	24
1330	GILPIN COUNTY RE-1	1634	GILPIN COUNTY UNDIVIDED HIGH SCHOOL	11TH	0	0	0	0	0	0	1	7	9	17	34
1330	GILPIN COUNTY RE-1	1634	GILPIN COUNTY UNDIVIDED HIGH SCHOOL	12TH	0	0	0	0	0	0	2	0	9	8	19
1330	GILPIN COUNTY RE-1	1634	GILPIN COUNTY UNDIVIDED HIGH SCHOOL	SCHOOL 1	0	0	0	0	1	0	5	2	63	66	137

COLORADO DEPARTMENT OF EDUCATION
FALL 2007 PUPIL MEMBERSHIP BY DISTRICT, SCHOOL, GRADE, RACE/ETHNICITY, AND GENDER

District Code	DISTRICT	School Code	SCHOOL	GRADE	AMERICAN INDIAN OR ALASKAN NATIVE	AMERICAN INDIAN OR ALASKAN NATIVE	ASIAN OR PACIFIC ISLANDER	ASIAN OR PACIFIC ISLANDER	BLACK (NOT HISPANIC)	BLACK (NOT HISPANIC)	HISPANIC	HISPANIC	WHITE (NOT HISPANIC)	WHITE (NOT HISPANIC)	Total
					FEMALE	MALE	FEMALE	MALE	FEMALE	MALE	FEMALE	MALE	FEMALE	MALE	
1330	GILPIN COUNTY RE-1		DISTRICT TOTAL		0	0	3	1	3	1	10	10	165	174	367
1340	WEST GRAND 1-JT.	9416	WEST GRAND ELEMENTARY SCHOOL	KINDERG/	0	0	0	0	0	0	4	5	13	10	32
1340	WEST GRAND 1-JT.	9416	WEST GRAND ELEMENTARY SCHOOL	1ST	0	0	0	0	0	0	5	5	7	23	40
1340	WEST GRAND 1-JT.	9416	WEST GRAND ELEMENTARY SCHOOL	2ND	0	0	0	0	0	0	2	5	8	17	32
1340	WEST GRAND 1-JT.	9416	WEST GRAND ELEMENTARY SCHOOL	3RD	0	0	0	0	0	0	5	7	27	9	48
1340	WEST GRAND 1-JT.	9416	WEST GRAND ELEMENTARY SCHOOL	4TH	0	0	0	0	0	0	3	2	20	19	44
1340	WEST GRAND 1-JT.	9416	WEST GRAND ELEMENTARY SCHOOL	5TH	0	0	0	0	0	0	2	2	14	16	34
1340	WEST GRAND 1-JT.	9416	WEST GRAND ELEMENTARY SCHOOL	SCHOOL 1	0	0	0	0	0	0	21	26	89	94	230
1340	WEST GRAND 1-JT.	9420	WEST GRAND HIGH SCHOOL	9TH	0	0	0	1	0	0	1	1	12	16	31
1340	WEST GRAND 1-JT.	9420	WEST GRAND HIGH SCHOOL	10TH	0	0	1	0	0	0	1	2	16	14	34
1340	WEST GRAND 1-JT.	9420	WEST GRAND HIGH SCHOOL	11TH	0	0	0	0	0	0	3	1	13	18	35
1340	WEST GRAND 1-JT.	9420	WEST GRAND HIGH SCHOOL	12TH	0	1	0	0	0	0	2	3	17	22	45
1340	WEST GRAND 1-JT.	9420	WEST GRAND HIGH SCHOOL	SCHOOL 1	0	1	1	1	0	0	7	7	58	70	145
1340	WEST GRAND 1-JT.	9422	WEST GRAND MIDDLE SCHOOL	6TH	0	0	0	0	0	0	1	2	16	21	40
1340	WEST GRAND 1-JT.	9422	WEST GRAND MIDDLE SCHOOL	7TH	0	0	0	0	0	0	0	3	15	14	32
1340	WEST GRAND 1-JT.	9422	WEST GRAND MIDDLE SCHOOL	8TH	0	0	0	0	0	0	1	1	14	17	33
1340	WEST GRAND 1-JT.	9422	WEST GRAND MIDDLE SCHOOL	SCHOOL 1	0	0	0	0	0	0	2	6	45	52	105
1340	WEST GRAND 1-JT.		DISTRICT TOTAL		0	1	1	1	0	0	30	39	192	216	480
1350	EAST GRAND 2	2376	EAST GRAND MIDDLE SCHOOL	5TH	0	0	0	0	0	0	0	3	23	25	51
1350	EAST GRAND 2	2376	EAST GRAND MIDDLE SCHOOL	6TH	0	0	0	0	0	0	4	5	45	37	91
1350	EAST GRAND 2	2376	EAST GRAND MIDDLE SCHOOL	7TH	0	0	1	1	0	0	6	3	43	48	102
1350	EAST GRAND 2	2376	EAST GRAND MIDDLE SCHOOL	8TH	0	0	0	0	0	2	7	2	44	44	100
1350	EAST GRAND 2	2376	EAST GRAND MIDDLE SCHOOL	SCHOOL 1	1	0	1	1	0	2	17	13	155	154	344
1350	EAST GRAND 2	3182	FRASER VALLEY ELEMENTARY SCHOOL	KINDERG/	0	0	0	1	0	0	2	3	16	21	43
1350	EAST GRAND 2	3182	FRASER VALLEY ELEMENTARY SCHOOL	1ST	0	0	0	0	0	0	2	0	21	23	46
1350	EAST GRAND 2	3182	FRASER VALLEY ELEMENTARY SCHOOL	2ND	0	0	0	0	1	0	1	2	19	21	44
1350	EAST GRAND 2	3182	FRASER VALLEY ELEMENTARY SCHOOL	3RD	0	0	0	0	0	0	1	2	10	22	35
1350	EAST GRAND 2	3182	FRASER VALLEY ELEMENTARY SCHOOL	4TH	0	0	0	1	0	0	3	1	17	17	39
1350	EAST GRAND 2	3182	FRASER VALLEY ELEMENTARY SCHOOL	5TH	0	0	0	0	0	0	1	0	17	12	30
1350	EAST GRAND 2	3182	FRASER VALLEY ELEMENTARY SCHOOL	SCHOOL 1	0	0	0	2	1	0	10	8	100	116	237
1350	EAST GRAND 2	3556	GRANBY ELEMENTARY SCHOOL	PK	0	0	0	0	0	0	2	4	15	26	47
1350	EAST GRAND 2	3556	GRANBY ELEMENTARY SCHOOL	KINDERG/	0	0	0	1	0	0	2	6	24	21	54
1350	EAST GRAND 2	3556	GRANBY ELEMENTARY SCHOOL	1ST	0	1	1	0	0	0	4	7	12	28	53
1350	EAST GRAND 2	3556	GRANBY ELEMENTARY SCHOOL	2ND	0	0	0	0	0	0	3	2	24	32	61
1350	EAST GRAND 2	3556	GRANBY ELEMENTARY SCHOOL	3RD	0	0	0	0	0	0	2	1	22	21	48
1350	EAST GRAND 2	3556	GRANBY ELEMENTARY SCHOOL	4TH	0	0	0	0	0	0	5	4	22	17	48
1350	EAST GRAND 2	3556	GRANBY ELEMENTARY SCHOOL	SCHOOL 1	2	1	1	1	0	0	18	24	119	145	311
1350	EAST GRAND 2	3572	GRAND LAKE ELEMENTARY SCHOOL	KINDERG/	0	0	0	0	0	1	1	0	5	7	14
1350	EAST GRAND 2	3572	GRAND LAKE ELEMENTARY SCHOOL	1ST	0	0	0	0	0	0	0	0	9	4	13
1350	EAST GRAND 2	3572	GRAND LAKE ELEMENTARY SCHOOL	2ND	0	0	0	0	0	0	0	0	4	4	8
1350	EAST GRAND 2	3572	GRAND LAKE ELEMENTARY SCHOOL	3RD	0	0	0	0	0	0	0	0	6	5	11
1350	EAST GRAND 2	3572	GRAND LAKE ELEMENTARY SCHOOL	4TH	0	0	0	1	0	0	0	0	4	10	15
1350	EAST GRAND 2	3572	GRAND LAKE ELEMENTARY SCHOOL	SCHOOL 1	0	0	0	1	0	1	1	0	28	30	61
1350	EAST GRAND 2	4277	INDIAN PEAKS CHARTER SCHOOL	KINDERG/	0	0	0	0	0	0	0	0	3	2	5
1350	EAST GRAND 2	4277	INDIAN PEAKS CHARTER SCHOOL	1ST	1	0	0	0	0	0	0	0	1	2	4
1350	EAST GRAND 2	4277	INDIAN PEAKS CHARTER SCHOOL	2ND	0	0	0	0	0	0	0	0	0	4	4
1350	EAST GRAND 2	4277	INDIAN PEAKS CHARTER SCHOOL	3RD	0	0	0	0	0	0	0	0	1	1	2
1350	EAST GRAND 2	4277	INDIAN PEAKS CHARTER SCHOOL	4TH	0	0	0	0	0	0	0	0	7	0	7
1350	EAST GRAND 2	4277	INDIAN PEAKS CHARTER SCHOOL	5TH	0	0	0	0	0	0	0	0	0	3	3
1350	EAST GRAND 2	4277	INDIAN PEAKS CHARTER SCHOOL	6TH	0	0	0	0	0	0	0	0	2	1	3
1350	EAST GRAND 2	4277	INDIAN PEAKS CHARTER SCHOOL	7TH	0	0	0	0	0	0	0	0	1	4	5
1350	EAST GRAND 2	4277	INDIAN PEAKS CHARTER SCHOOL	8TH	0	1	0	0	0	0	0	0	3	2	6
1350	EAST GRAND 2	4277	INDIAN PEAKS CHARTER SCHOOL	SCHOOL 1	1	1	0	0	0	0	0	0	18	19	39
1350	EAST GRAND 2	5864	MIDDLE PARK HIGH SCHOOL	9TH	0	1	2	1	0	0	6	6	43	38	97
1350	EAST GRAND 2	5864	MIDDLE PARK HIGH SCHOOL	10TH	0	1	0	1	0	0	4	12	40	60	118
1350	EAST GRAND 2	5864	MIDDLE PARK HIGH SCHOOL	11TH	1	0	0	1	1	0	0	7	53	56	119
1350	EAST GRAND 2	5864	MIDDLE PARK HIGH SCHOOL	12TH	0	1	0	0	0	0	4	2	39	43	89
1350	EAST GRAND 2	5864	MIDDLE PARK HIGH SCHOOL	SCHOOL 1	1	3	2	3	1	0	14	27	175	197	423
1350	EAST GRAND 2		DISTRICT TOTAL		5	5	4	8	2	3	60	72	595	661	1,415
1360	GUNNISON WATERSHED RE1J	2006	CRESTED BUTTE COMMUNITY SCHOOL	HALF DAY	0	0	0	0	0	0	0	3	21	26	50
1360	GUNNISON WATERSHED RE1J	2006	CRESTED BUTTE COMMUNITY SCHOOL	1ST	0	2	0	0	0	0	0	2	22	32	58
1360	GUNNISON WATERSHED RE1J	2006	CRESTED BUTTE COMMUNITY SCHOOL	2ND	0	0	0	0	0	0	1	0	18	15	34
1360	GUNNISON WATERSHED RE1J	2006	CRESTED BUTTE COMMUNITY SCHOOL	3RD	0	1	0	2	0	0	0	1	19	21	44
1360	GUNNISON WATERSHED RE1J	2006	CRESTED BUTTE COMMUNITY SCHOOL	4TH	0	0	0	0	0	0	0	0	19	25	44
1360	GUNNISON WATERSHED RE1J	2006	CRESTED BUTTE COMMUNITY SCHOOL	5TH	1	0	1	1	0	0	0	2	15	17	37
1360	GUNNISON WATERSHED RE1J	2006	CRESTED BUTTE COMMUNITY SCHOOL	6TH	1	1	0	1	0	0	1	1	23	19	47
1360	GUNNISON WATERSHED RE1J	2006	CRESTED BUTTE COMMUNITY SCHOOL	7TH	0	0	0	0	0	0	1	0	20	10	31

COLORADO DEPARTMENT OF EDUCATION
FALL 2007 PUPIL MEMBERSHIP BY DISTRICT, SCHOOL, GRADE, RACE/ETHNICITY, AND GENDER


District Code	DISTRICT	School Code	SCHOOL	GRADE	AMERICAN INDIAN OR ALASKAN NATIVE	AMERICAN INDIAN OR ALASKAN NATIVE	ASIAN OR PACIFIC ISLANDER	ASIAN OR PACIFIC ISLANDER	BLACK (NOT HISPANIC)	BLACK (NOT HISPANIC)	HISPANIC	HISPANIC	WHITE (NOT HISPANIC)	WHITE (NOT HISPANIC)	Total
					FEMALE	MALE	FEMALE	MALE	FEMALE	MALE	FEMALE	MALE	FEMALE	MALE	
1360	GUNNISON WATERSHED RE1J	2006	CRESTED BUTTE COMMUNITY SCHOOL	8TH	0	1	0	0	0	0	1	1	19	11	33
1360	GUNNISON WATERSHED RE1J	2006	CRESTED BUTTE COMMUNITY SCHOOL	9TH	0	0	0	2	0	0	1	0	15	15	33
1360	GUNNISON WATERSHED RE1J	2006	CRESTED BUTTE COMMUNITY SCHOOL	10TH	0	0	0	0	0	0	1	2	9	15	27
1360	GUNNISON WATERSHED RE1J	2006	CRESTED BUTTE COMMUNITY SCHOOL	11TH	0	0	0	0	1	0	0	0	12	11	24
1360	GUNNISON WATERSHED RE1J	2006	CRESTED BUTTE COMMUNITY SCHOOL	12TH	0	0	0	0	0	0	1	0	7	13	21
1360	GUNNISON WATERSHED RE1J	2006	CRESTED BUTTE COMMUNITY SCHOOL	SCHOOL 1	2	5	1	6	1	0	7	12	219	230	483
1360	GUNNISON WATERSHED RE1J	3690	GUNNISON ELEMENTARY SCHOOL	HALF DAY	0	0	0	1	2	0	3	2	42	31	81
1360	GUNNISON WATERSHED RE1J	3690	GUNNISON ELEMENTARY SCHOOL	KINDERG/	0	0	0	0	0	0	5	7	7	1	20
1360	GUNNISON WATERSHED RE1J	3690	GUNNISON ELEMENTARY SCHOOL	1ST	1	1	0	0	1	3	12	11	38	27	94
1360	GUNNISON WATERSHED RE1J	3690	GUNNISON ELEMENTARY SCHOOL	2ND	0	0	0	0	0	3	11	2	47	39	102
1360	GUNNISON WATERSHED RE1J	3690	GUNNISON ELEMENTARY SCHOOL	3RD	0	0	0	0	0	0	9	10	36	37	92
1360	GUNNISON WATERSHED RE1J	3690	GUNNISON ELEMENTARY SCHOOL	4TH	0	2	0	0	0	1	8	8	18	37	74
1360	GUNNISON WATERSHED RE1J	3690	GUNNISON ELEMENTARY SCHOOL	5TH	0	0	0	0	1	1	6	8	29	34	79
1360	GUNNISON WATERSHED RE1J	3690	GUNNISON ELEMENTARY SCHOOL	SCHOOL 1	1	3	0	1	4	8	54	48	217	206	542
1360	GUNNISON WATERSHED RE1J	3694	GUNNISON HIGH SCHOOL	9TH	0	0	1	0	0	0	7	10	36	36	90
1360	GUNNISON WATERSHED RE1J	3694	GUNNISON HIGH SCHOOL	10TH	2	0	2	0	1	0	7	4	36	34	86
1360	GUNNISON WATERSHED RE1J	3694	GUNNISON HIGH SCHOOL	11TH	0	2	1	1	0	0	3	4	32	39	82
1360	GUNNISON WATERSHED RE1J	3694	GUNNISON HIGH SCHOOL	12TH	0	0	0	1	0	0	1	6	30	33	71
1360	GUNNISON WATERSHED RE1J	3694	GUNNISON HIGH SCHOOL	SCHOOL 1	2	2	4	2	1	0	18	24	134	142	329
1360	GUNNISON WATERSHED RE1J	3697	GUNNISON MIDDLE SCHOOL	6TH	0	2	0	1	0	0	14	8	41	34	100
1360	GUNNISON WATERSHED RE1J	3697	GUNNISON MIDDLE SCHOOL	7TH	0	0	1	1	0	1	4	4	25	39	75
1360	GUNNISON WATERSHED RE1J	3697	GUNNISON MIDDLE SCHOOL	8TH	2	1	0	1	1	0	6	6	29	44	90
1360	GUNNISON WATERSHED RE1J	3697	GUNNISON MIDDLE SCHOOL	SCHOOL 1	2	3	1	3	1	1	24	18	95	117	265
1360	GUNNISON WATERSHED RE1J	3701	GUNNISON VALLEY SCHOOL	9TH	0	0	0	0	0	0	0	0	4	1	5
1360	GUNNISON WATERSHED RE1J	3701	GUNNISON VALLEY SCHOOL	10TH	1	0	0	0	0	0	0	0	2	1	4
1360	GUNNISON WATERSHED RE1J	3701	GUNNISON VALLEY SCHOOL	11TH	0	0	0	0	0	0	1	0	3	4	8
1360	GUNNISON WATERSHED RE1J	3701	GUNNISON VALLEY SCHOOL	12TH	0	0	0	0	0	0	0	1	2	7	10
1360	GUNNISON WATERSHED RE1J	3701	GUNNISON VALLEY SCHOOL	SCHOOL 1	1	0	0	0	0	0	1	1	11	13	27
1360	GUNNISON WATERSHED RE1J	3702	GUNNISON PRESCHOOL	PK	0	0	0	1	1	0	12	6	33	34	87
1360	GUNNISON WATERSHED RE1J	3702	GUNNISON PRESCHOOL	SCHOOL 1	0	0	0	1	1	0	12	6	33	34	87
1360	GUNNISON WATERSHED RE1J	5577	MARBLE CHARTER SCHOOL	HALF DAY	0	0	0	0	0	0	0	0	1	3	4
1360	GUNNISON WATERSHED RE1J	5577	MARBLE CHARTER SCHOOL	1ST	0	0	0	0	0	0	0	1	1	2	4
1360	GUNNISON WATERSHED RE1J	5577	MARBLE CHARTER SCHOOL	2ND	0	0	0	0	0	0	0	0	1	1	2
1360	GUNNISON WATERSHED RE1J	5577	MARBLE CHARTER SCHOOL	3RD	1	0	0	0	0	0	0	0	1	1	3
1360	GUNNISON WATERSHED RE1J	5577	MARBLE CHARTER SCHOOL	4TH	0	0	0	0	0	0	0	0	2	0	2
1360	GUNNISON WATERSHED RE1J	5577	MARBLE CHARTER SCHOOL	5TH	0	0	0	0	0	0	0	0	4	0	4
1360	GUNNISON WATERSHED RE1J	5577	MARBLE CHARTER SCHOOL	6TH	0	0	0	0	0	0	0	0	2	1	3
1360	GUNNISON WATERSHED RE1J	5577	MARBLE CHARTER SCHOOL	7TH	0	0	0	0	0	0	0	0	1	0	1
1360	GUNNISON WATERSHED RE1J	5577	MARBLE CHARTER SCHOOL	8TH	0	0	0	0	0	0	0	0	2	0	2
1360	GUNNISON WATERSHED RE1J	5577	MARBLE CHARTER SCHOOL	10TH	0	0	0	0	0	0	0	0	0	1	1
1360	GUNNISON WATERSHED RE1J	5577	MARBLE CHARTER SCHOOL	SCHOOL 1	1	0	0	0	0	0	0	1	15	9	26
1360	GUNNISON WATERSHED RE1J		DISTRICT TOTAL		9	13	6	13	8	9	116	110	724	751	1,759
1380	HINSDALE COUNTY RE 1	4899	LAKE CITY COMMUNITY SCHOOL	PK	0	0	0	0	0	1	0	0	5	6	12
1380	HINSDALE COUNTY RE 1	4899	LAKE CITY COMMUNITY SCHOOL	HALF DAY	0	0	0	0	0	0	0	0	5	2	7
1380	HINSDALE COUNTY RE 1	4899	LAKE CITY COMMUNITY SCHOOL	1ST	0	1	0	1	0	0	0	0	3	2	8
1380	HINSDALE COUNTY RE 1	4899	LAKE CITY COMMUNITY SCHOOL	2ND	0	0	0	1	1	0	0	0	2	4	8
1380	HINSDALE COUNTY RE 1	4899	LAKE CITY COMMUNITY SCHOOL	3RD	0	0	0	0	0	0	0	0	6	4	10
1380	HINSDALE COUNTY RE 1	4899	LAKE CITY COMMUNITY SCHOOL	4TH	0	1	0	0	0	0	0	0	6	5	12
1380	HINSDALE COUNTY RE 1	4899	LAKE CITY COMMUNITY SCHOOL	5TH	0	0	0	0	0	0	0	0	1	2	3
1380	HINSDALE COUNTY RE 1	4899	LAKE CITY COMMUNITY SCHOOL	6TH	0	1	0	0	1	0	0	1	2	4	9
1380	HINSDALE COUNTY RE 1	4899	LAKE CITY COMMUNITY SCHOOL	7TH	0	0	0	0	0	0	1	0	1	2	4
1380	HINSDALE COUNTY RE 1	4899	LAKE CITY COMMUNITY SCHOOL	8TH	0	0	0	0	1	0	0	0	1	5	7
1380	HINSDALE COUNTY RE 1	4899	LAKE CITY COMMUNITY SCHOOL	9TH	0	0	0	0	0	0	0	0	2	6	8
1380	HINSDALE COUNTY RE 1	4899	LAKE CITY COMMUNITY SCHOOL	10TH	0	0	0	0	0	0	0	0	0	3	3
1380	HINSDALE COUNTY RE 1	4899	LAKE CITY COMMUNITY SCHOOL	11TH	0	0	0	0	0	1	0	0	0	0	1
1380	HINSDALE COUNTY RE 1	4899	LAKE CITY COMMUNITY SCHOOL	12TH	0	0	0	0	0	0	0	0	2	2	4
1380	HINSDALE COUNTY RE 1	4899	LAKE CITY COMMUNITY SCHOOL	SCHOOL 1	0	3	0	2	4	2	1	1	36	47	96
1380	HINSDALE COUNTY RE 1		DISTRICT TOTAL		0	3	0	2	4	2	1	1	36	47	96
1390	HUERFANO RE-1	0063	PEAKVIEW SCHOOL	PK	1	1	1	0	0	0	11	14	2	6	36
1390	HUERFANO RE-1	0063	PEAKVIEW SCHOOL	HALF DAY	1	2	0	0	0	0	12	17	5	7	44
1390	HUERFANO RE-1	0063	PEAKVIEW SCHOOL	1ST	1	1	0	1	0	2	9	18	8	4	44
1390	HUERFANO RE-1	0063	PEAKVIEW SCHOOL	2ND	2	1	0	0	0	2	13	7	9	7	41
1390	HUERFANO RE-1	0063	PEAKVIEW SCHOOL	3RD	3	2	0	0	1	2	12	16	5	5	46
1390	HUERFANO RE-1	0063	PEAKVIEW SCHOOL	SCHOOL 1	8	7	1	1	6	57	72	29	29	211	
1390	HUERFANO RE-1	0211	WASHINGTON INTERMEDIATE SCHOOL	4TH	0	1	0	1	1	0	11	12	3	7	36
1390	HUERFANO RE-1	0211	WASHINGTON INTERMEDIATE SCHOOL	5TH	0	1	0	0	0	1	11	10	7	7	37
1390	HUERFANO RE-1	0211	WASHINGTON INTERMEDIATE SCHOOL	6TH	0	0	0	0	0	0	13	18	10	6	47

COLORADO DEPARTMENT OF EDUCATION
FALL 2007 PUPIL MEMBERSHIP BY DISTRICT, SCHOOL, GRADE, RACE/ETHNICITY, AND GENDER

District Code	DISTRICT	School Code	SCHOOL	GRADE	AMERICAN INDIAN OR ALASKAN NATIVE		AMERICAN INDIAN OR ALASKAN NATIVE		ASIAN OR PACIFIC ISLANDER		ASIAN OR PACIFIC ISLANDER		BLACK (NOT HISPANIC)		BLACK (NOT HISPANIC)		WHITE (NOT HISPANIC)		WHITE (NOT HISPANIC)		Total
					FEMALE	MALE	FEMALE	MALE	FEMALE	MALE	FEMALE	MALE	FEMALE	MALE	FEMALE	MALE	FEMALE	MALE	FEMALE	MALE	
1390	HUERFANO RE-1	0211	WASHINGTON INTERMEDIATE SCHOOL	SCHOOL 1	0	2	0	1	1	1	1	1	35	40	20	20	20	8	120		
1390	HUERFANO RE-1	3306	GARDNER ELEMENTARY SCHOOL	PK	0	0	0	0	0	0	0	3	2	2	1	1	8	4			
1390	HUERFANO RE-1	3306	GARDNER ELEMENTARY SCHOOL	HALF DAY	0	0	0	0	0	0	0	1	0	0	3	4	4	7			
1390	HUERFANO RE-1	3306	GARDNER ELEMENTARY SCHOOL	1ST	0	0	0	0	0	0	0	5	1	0	1	1	7	3			
1390	HUERFANO RE-1	3306	GARDNER ELEMENTARY SCHOOL	2ND	0	0	0	0	0	0	0	1	1	1	0	0	3	13			
1390	HUERFANO RE-1	3306	GARDNER ELEMENTARY SCHOOL	3RD	0	0	0	0	0	0	0	5	2	3	3	3	13	3			
1390	HUERFANO RE-1	3306	GARDNER ELEMENTARY SCHOOL	4TH	0	0	0	0	0	0	0	1	2	1	1	1	5	3			
1390	HUERFANO RE-1	3306	GARDNER ELEMENTARY SCHOOL	5TH	0	0	0	0	0	0	0	1	0	1	1	1	3	8			
1390	HUERFANO RE-1	3306	GARDNER ELEMENTARY SCHOOL	6TH	0	0	0	1	1	0	0	2	0	4	1	1	8	11			
1390	HUERFANO RE-1	3306	GARDNER ELEMENTARY SCHOOL	7TH	0	0	1	0	0	0	0	2	2	3	3	3	11	8			
1390	HUERFANO RE-1	3306	GARDNER ELEMENTARY SCHOOL	8TH	0	0	0	0	0	0	0	0	2	3	3	3	8	70			
1390	HUERFANO RE-1	3306	GARDNER ELEMENTARY SCHOOL	SCHOOL 1	0	0	1	1	1	0	0	21	12	18	17	70	4	4			
1390	HUERFANO RE-1	4161	HUERFANO COUNTY OPPORTUNITY AND ENRICHMENT SCHOOL	7TH	0	0	0	0	0	0	0	2	1	1	0	4	2	2			
1390	HUERFANO RE-1	4161	HUERFANO COUNTY OPPORTUNITY AND ENRICHMENT SCHOOL	8TH	0	0	0	0	0	0	0	1	1	0	0	2	0	2			
1390	HUERFANO RE-1	4161	HUERFANO COUNTY OPPORTUNITY AND ENRICHMENT SCHOOL	9TH	0	0	0	0	0	0	0	3	9	4	0	16	11	9			
1390	HUERFANO RE-1	4161	HUERFANO COUNTY OPPORTUNITY AND ENRICHMENT SCHOOL	10TH	0	0	0	0	0	0	0	4	4	1	2	11	9	9			
1390	HUERFANO RE-1	4161	HUERFANO COUNTY OPPORTUNITY AND ENRICHMENT SCHOOL	11TH	0	0	0	0	0	0	0	5	1	1	2	9	9	9			
1390	HUERFANO RE-1	4161	HUERFANO COUNTY OPPORTUNITY AND ENRICHMENT SCHOOL	SCHOOL 1	0	0	0	0	0	0	0	15	16	7	4	42	45	45			
1390	HUERFANO RE-1	9212	JOHN MALL JUNIOR-SENIOR HIGH SCHOOL	7TH	0	0	0	0	0	0	1	0	14	15	4	11	45	45			
1390	HUERFANO RE-1	9212	JOHN MALL JUNIOR-SENIOR HIGH SCHOOL	8TH	0	0	0	0	0	0	1	0	15	15	8	6	45	45			
1390	HUERFANO RE-1	9212	JOHN MALL JUNIOR-SENIOR HIGH SCHOOL	9TH	0	0	0	0	0	0	1	0	23	25	9	10	68	68			
1390	HUERFANO RE-1	9212	JOHN MALL JUNIOR-SENIOR HIGH SCHOOL	10TH	0	0	0	0	0	0	0	14	13	6	5	38	28	28			
1390	HUERFANO RE-1	9212	JOHN MALL JUNIOR-SENIOR HIGH SCHOOL	11TH	0	0	0	0	0	0	0	11	3	11	3	28	35	35			
1390	HUERFANO RE-1	9212	JOHN MALL JUNIOR-SENIOR HIGH SCHOOL	12TH	0	0	1	0	0	0	0	7	14	6	7	35	259	259			
1390	HUERFANO RE-1	9212	JOHN MALL JUNIOR-SENIOR HIGH SCHOOL	SCHOOL 1	0	0	0	1	0	0	3	0	84	85	44	42	259	702			
1390	HUERFANO RE-1		DISTRICT TOTAL		8	9	3	3	7	212	225	118	112	702							
1400	LA VETA RE-2	4860	LA VETA ELEMENTARY SCHOOL	PK	0	0	0	0	0	0	0	3	3	10	2	18	17	14	14	13	
1400	LA VETA RE-2	4860	LA VETA ELEMENTARY SCHOOL	HALF DAY	0	0	0	0	0	0	0	3	1	8	5	7	14	14	13	14	
1400	LA VETA RE-2	4860	LA VETA ELEMENTARY SCHOOL	1ST	0	0	0	0	0	0	0	0	2	5	7	14	13	14	13	14	
1400	LA VETA RE-2	4860	LA VETA ELEMENTARY SCHOOL	2ND	0	0	0	0	0	0	0	0	2	7	4	13	14	13	14	13	
1400	LA VETA RE-2	4860	LA VETA ELEMENTARY SCHOOL	3RD	0	0	0	0	0	0	0	1	2	5	6	14	13	14	13	14	
1400	LA VETA RE-2	4860	LA VETA ELEMENTARY SCHOOL	4TH	0	0	1	0	0	0	0	3	0	6	8	18	14	13	14	13	
1400	LA VETA RE-2	4860	LA VETA ELEMENTARY SCHOOL	5TH	2	0	1	0	0	0	0	1	1	10	7	22	14	13	14	13	
1400	LA VETA RE-2	4860	LA VETA ELEMENTARY SCHOOL	6TH	0	0	0	0	0	0	0	2	4	10	6	22	14	13	14	13	
1400	LA VETA RE-2	4860	LA VETA ELEMENTARY SCHOOL	SCHOOL 1	2	0	2	0	0	0	0	13	15	61	45	138	14	13	14	13	138
1400	LA VETA RE-2	4864	LA VETA JUNIOR-SENIOR HIGH SCHOOL	7TH	1	1	0	0	0	0	0	2	2	5	10	21	14	13	14	13	21
1400	LA VETA RE-2	4864	LA VETA JUNIOR-SENIOR HIGH SCHOOL	8TH	0	0	0	0	0	0	0	2	3	13	11	29	14	13	14	13	29
1400	LA VETA RE-2	4864	LA VETA JUNIOR-SENIOR HIGH SCHOOL	9TH	0	0	0	0	0	0	0	3	1	9	15	28	14	13	14	13	28
1400	LA VETA RE-2	4864	LA VETA JUNIOR-SENIOR HIGH SCHOOL	10TH	0	0	1	0	0	0	0	1	3	7	14	26	14	13	14	13	26
1400	LA VETA RE-2	4864	LA VETA JUNIOR-SENIOR HIGH SCHOOL	11TH	0	0	0	0	0	0	0	2	0	7	12	21	14	13	14	13	21
1400	LA VETA RE-2	4864	LA VETA JUNIOR-SENIOR HIGH SCHOOL	12TH	0	0	0	0	0	0	0	3	1	13	9	26	14	13	14	13	26
1400	LA VETA RE-2	4864	LA VETA JUNIOR-SENIOR HIGH SCHOOL	SCHOOL 1	1	1	1	0	0	0	0	13	10	54	71	151	14	13	14	13	151
1400	LA VETA RE-2		DISTRICT TOTAL		3	1	3	0	0	0	0	26	25	115	116	289					
1410	NORTH PARK R-1	6358	NORTH PARK JUNIOR-SENIOR HIGH SCHOOL	6TH	0	0	0	0	0	0	0	2	0	3	8	13	14	13	14	13	13
1410	NORTH PARK R-1	6358	NORTH PARK JUNIOR-SENIOR HIGH SCHOOL	7TH	0	0	0	0	0	0	0	0	1	4	8	13	14	13	14	13	13
1410	NORTH PARK R-1	6358	NORTH PARK JUNIOR-SENIOR HIGH SCHOOL	8TH	0	0	0	0	0	0	0	3	3	5	7	18	14	13	14	13	18
1410	NORTH PARK R-1	6358	NORTH PARK JUNIOR-SENIOR HIGH SCHOOL	9TH	0	0	0	0	0	0	0	0	1	6	4	11	14	13	14	13	11
1410	NORTH PARK R-1	6358	NORTH PARK JUNIOR-SENIOR HIGH SCHOOL	10TH	0	0	0	0	0	0	0	2	0	9	7	18	14	13	14	13	18
1410	NORTH PARK R-1	6358	NORTH PARK JUNIOR-SENIOR HIGH SCHOOL	11TH	0	0	0	0	0	0	0	0	0	3	6	9	14	13	14	13	9
1410	NORTH PARK R-1	6358	NORTH PARK JUNIOR-SENIOR HIGH SCHOOL	12TH	0	1	0	0	0	0	0	3	0	9	8	21	14	13	14	13	21
1410	NORTH PARK R-1	6358	NORTH PARK JUNIOR-SENIOR HIGH SCHOOL	SCHOOL 1	0	1	0	0	0	0	0	10	5	39	48	103	14	13	14	13	103
1410	NORTH PARK R-1	9198	WALDEN ELEMENTARY SCHOOL	PK	0	0	0	0	0	0	0	4	1	19	8	32	14	13	14	13	32
1410	NORTH PARK R-1	9198	WALDEN ELEMENTARY SCHOOL	KINDERG/	0	0	0	0	0	0	0	2	1	6	9	18	14	13	14	13	18
1410	NORTH PARK R-1	9198	WALDEN ELEMENTARY SCHOOL	1ST	0	0	0	0	0	0	0	1	0	8	1	10	14	13	14	13	10
1410	NORTH PARK R-1	9198	WALDEN ELEMENTARY SCHOOL	2ND	0	0	0	0	0	0	0	1	1	8	1	11	14	13	14	13	11
1410	NORTH PARK R-1	9198	WALDEN ELEMENTARY SCHOOL	3RD	0	0	0	0	0	1	0	1	3	4	6	15	14	13	14	13	15
1410	NORTH PARK R-1	9198	WALDEN ELEMENTARY SCHOOL	4TH	0	0	0	0	0	0	0	0	1	10	8	19	14	13	14	13	19
1410	NORTH PARK R-1	9198	WALDEN ELEMENTARY SCHOOL	5TH	0	0	0	0	0	0	0	0	3	3	4	10	14	13	14	13	10
1410	NORTH PARK R-1	9198	WALDEN ELEMENTARY SCHOOL	SCHOOL 1	0	0	0	1	0	0	0	9	10	58	37	115	14	13	14	13	115
1410	NORTH PARK R-1		DISTRICT TOTAL		0	1	0	0	0	1	0	19	15	97	85	218					
1420	JEFFERSON COUNTY R-1	0000	NOT IN A SCHOOL	PK	0	0	0	0	0	0	0	1	5	1	1	8	14	13	14	13	8
1420	JEFFERSON COUNTY R-1	0000	NOT IN A SCHOOL	9TH	0	0	0	0	0	0	0	0	0	1	0	1	14	13	14	13	1
1420	JEFFERSON COUNTY R-1	0000	NOT IN A SCHOOL	10TH	0	0	0	0	0	0	0	0	0	1	1	2	14	13	14	13	2
1420	JEFFERSON COUNTY R-1	0000	NOT IN A SCHOOL	11TH	0	0	0	0	1	0	0	0	0	0	0	1	14	13	14	13	1
1420	JEFFERSON COUNTY R-1	0000	NOT IN A SCHOOL	12TH	0	0	0	0	0	0	0	0	0	1	1	2	14	13	14	13	2
1420	JEFFERSON COUNTY R-1	0000	NOT IN A SCHOOL	SCHOOL 1	0	0	0	0	0	1	0	1	5	4	3	14	13	14	13	14	3
1420	JEFFERSON COUNTY R-1	0030	ADAMS ELEMENTARY SCHOOL	PK	2	0	9	5	2	5	4	9	36	50	122	14	13	14	13	122	122

COLORADO DEPARTMENT OF EDUCATION
FALL 2007 PUPIL MEMBERSHIP BY DISTRICT, SCHOOL, GRADE, RACE/ETHNICITY, AND GENDER

District Code	DISTRICT	School Code	SCHOOL	GRADE	AMERICAN INDIAN OR ALASKAN NATIVE	AMERICAN INDIAN OR ALASKAN NATIVE	ASIAN OR PACIFIC ISLANDER	ASIAN OR PACIFIC ISLANDER	BLACK (NOT HISPANIC)	BLACK (NOT HISPANIC)	HISPANIC	HISPANIC	WHITE (NOT HISPANIC)	WHITE (NOT HISPANIC)	Total
					FEMALE	MALE	FEMALE	MALE	FEMALE	MALE	FEMALE	MALE	FEMALE	MALE	
1420	JEFFERSON COUNTY R-1	0030	ADAMS ELEMENTARY SCHOOL	HALF DAY	0	0	3	0	1	0	3	7	13	11	38
1420	JEFFERSON COUNTY R-1	0030	ADAMS ELEMENTARY SCHOOL	KINDERG/	1	0	0	3	0	1	2	0	4	10	21
1420	JEFFERSON COUNTY R-1	0030	ADAMS ELEMENTARY SCHOOL	1ST	0	0	4	5	0	0	3	4	23	19	58
1420	JEFFERSON COUNTY R-1	0030	ADAMS ELEMENTARY SCHOOL	2ND	1	0	5	4	1	1	2	3	20	26	63
1420	JEFFERSON COUNTY R-1	0030	ADAMS ELEMENTARY SCHOOL	3RD	1	2	1	2	1	2	5	5	18	13	50
1420	JEFFERSON COUNTY R-1	0030	ADAMS ELEMENTARY SCHOOL	4TH	0	0	2	2	0	1	2	4	25	11	47
1420	JEFFERSON COUNTY R-1	0030	ADAMS ELEMENTARY SCHOOL	5TH	0	0	3	2	0	1	9	3	8	17	43
1420	JEFFERSON COUNTY R-1	0030	ADAMS ELEMENTARY SCHOOL	6TH	0	1	2	2	0	1	4	4	14	11	39
1420	JEFFERSON COUNTY R-1	0030	ADAMS ELEMENTARY SCHOOL	SCHOOL 1	5	3	29	25	5	12	34	39	161	168	481
1420	JEFFERSON COUNTY R-1	0033	MC LAIN HIGH SCHOOL	9TH	0	0	1	0	0	0	1	0	1	0	3
1420	JEFFERSON COUNTY R-1	0033	MC LAIN HIGH SCHOOL	10TH	1	2	0	0	2	0	11	6	13	18	53
1420	JEFFERSON COUNTY R-1	0033	MC LAIN HIGH SCHOOL	11TH	2	2	1	0	2	0	20	11	43	51	132
1420	JEFFERSON COUNTY R-1	0033	MC LAIN HIGH SCHOOL	12TH	0	5	0	2	5	3	37	21	98	116	287
1420	JEFFERSON COUNTY R-1	0033	MC LAIN HIGH SCHOOL	SCHOOL 1	3	9	2	2	9	3	69	38	155	185	475
1420	JEFFERSON COUNTY R-1	0034	MC LAIN COMMUNITY HIGH SCHOOL	12TH	0	9	1	3	5	6	22	31	56	72	205
1420	JEFFERSON COUNTY R-1	0034	MC LAIN COMMUNITY HIGH SCHOOL	SCHOOL 1	0	9	1	3	5	6	22	31	56	72	205
1420	JEFFERSON COUNTY R-1	0108	ALAMEDA HIGH SCHOOL	9TH	1	2	9	4	2	1	70	85	25	30	229
1420	JEFFERSON COUNTY R-1	0108	ALAMEDA HIGH SCHOOL	10TH	2	2	7	9	5	1	72	70	24	39	231
1420	JEFFERSON COUNTY R-1	0108	ALAMEDA HIGH SCHOOL	11TH	0	3	2	10	3	3	59	60	40	36	216
1420	JEFFERSON COUNTY R-1	0108	ALAMEDA HIGH SCHOOL	12TH	0	3	3	11	1	6	42	47	31	40	186
1420	JEFFERSON COUNTY R-1	0108	ALAMEDA HIGH SCHOOL	SCHOOL 1	5	10	21	34	11	11	243	262	120	145	862
1420	JEFFERSON COUNTY R-1	0148	ALLENDALE ELEMENTARY SCHOOL	HALF DAY	0	0	0	0	0	0	1	1	8	4	14
1420	JEFFERSON COUNTY R-1	0148	ALLENDALE ELEMENTARY SCHOOL	KINDERG/	1	0	0	0	0	0	1	4	8	6	20
1420	JEFFERSON COUNTY R-1	0148	ALLENDALE ELEMENTARY SCHOOL	1ST	0	0	0	1	1	0	3	5	8	13	31
1420	JEFFERSON COUNTY R-1	0148	ALLENDALE ELEMENTARY SCHOOL	2ND	0	0	0	1	0	2	7	6	9	8	33
1420	JEFFERSON COUNTY R-1	0148	ALLENDALE ELEMENTARY SCHOOL	3RD	0	0	0	1	3	0	6	5	10	8	34
1420	JEFFERSON COUNTY R-1	0148	ALLENDALE ELEMENTARY SCHOOL	4TH	0	1	0	0	2	1	9	4	8	11	36
1420	JEFFERSON COUNTY R-1	0148	ALLENDALE ELEMENTARY SCHOOL	5TH	0	0	0	0	1	2	7	8	13	12	43
1420	JEFFERSON COUNTY R-1	0148	ALLENDALE ELEMENTARY SCHOOL	6TH	0	0	0	0	0	0	4	6	16	10	36
1420	JEFFERSON COUNTY R-1	0148	ALLENDALE ELEMENTARY SCHOOL	SCHOOL 1	1	2	0	3	7	5	38	39	80	72	247
1420	JEFFERSON COUNTY R-1	0366	ARVADA MIDDLE SCHOOL	7TH	1	0	2	2	2	8	28	20	31	47	141
1420	JEFFERSON COUNTY R-1	0366	ARVADA MIDDLE SCHOOL	8TH	4	1	1	5	0	17	25	45	33	132	322
1420	JEFFERSON COUNTY R-1	0366	ARVADA MIDDLE SCHOOL	SCHOOL 1	5	1	3	3	7	8	45	45	76	80	273
1420	JEFFERSON COUNTY R-1	0370	ARVADA HIGH SCHOOL	9TH	2	2	10	6	5	3	55	64	78	97	322
1420	JEFFERSON COUNTY R-1	0370	ARVADA HIGH SCHOOL	10TH	6	3	11	6	7	13	66	79	99	109	399
1420	JEFFERSON COUNTY R-1	0370	ARVADA HIGH SCHOOL	11TH	3	1	14	13	7	6	49	55	90	106	344
1420	JEFFERSON COUNTY R-1	0370	ARVADA HIGH SCHOOL	12TH	2	2	5	7	4	2	36	29	96	116	299
1420	JEFFERSON COUNTY R-1	0370	ARVADA HIGH SCHOOL	SCHOOL 1	13	8	40	32	23	24	206	227	363	428	1,364
1420	JEFFERSON COUNTY R-1	0378	ARVADA WEST HIGH SCHOOL	9TH	1	3	1	4	3	6	28	23	159	197	425
1420	JEFFERSON COUNTY R-1	0378	ARVADA WEST HIGH SCHOOL	10TH	1	0	3	3	1	4	32	28	176	193	441
1420	JEFFERSON COUNTY R-1	0378	ARVADA WEST HIGH SCHOOL	11TH	2	3	0	1	1	5	23	22	189	174	420
1420	JEFFERSON COUNTY R-1	0378	ARVADA WEST HIGH SCHOOL	12TH	1	0	2	5	1	5	18	16	163	167	378
1420	JEFFERSON COUNTY R-1	0378	ARVADA WEST HIGH SCHOOL	SCHOOL 1	5	6	6	13	6	20	101	89	687	731	1,664
1420	JEFFERSON COUNTY R-1	0660	BEAR CREEK ELEMENTARY SCHOOL	HALF DAY	1	0	8	3	2	2	9	10	32	33	100
1420	JEFFERSON COUNTY R-1	0660	BEAR CREEK ELEMENTARY SCHOOL	1ST	3	0	5	3	1	0	17	16	41	33	119
1420	JEFFERSON COUNTY R-1	0660	BEAR CREEK ELEMENTARY SCHOOL	2ND	2	0	4	4	0	3	14	13	57	40	137
1420	JEFFERSON COUNTY R-1	0660	BEAR CREEK ELEMENTARY SCHOOL	3RD	0	1	6	12	0	5	17	28	33	36	138
1420	JEFFERSON COUNTY R-1	0660	BEAR CREEK ELEMENTARY SCHOOL	4TH	1	1	7	7	1	0	17	16	40	37	127
1420	JEFFERSON COUNTY R-1	0660	BEAR CREEK ELEMENTARY SCHOOL	5TH	2	1	5	9	2	3	20	16	37	37	132
1420	JEFFERSON COUNTY R-1	0660	BEAR CREEK ELEMENTARY SCHOOL	6TH	1	1	5	7	4	4	17	12	35	50	136
1420	JEFFERSON COUNTY R-1	0660	BEAR CREEK ELEMENTARY SCHOOL	7TH	2	0	8	2	0	0	15	9	36	39	111
1420	JEFFERSON COUNTY R-1	0660	BEAR CREEK ELEMENTARY SCHOOL	8TH	2	3	3	4	1	1	13	14	32	23	96
1420	JEFFERSON COUNTY R-1	0660	BEAR CREEK ELEMENTARY SCHOOL	SCHOOL 1	14	7	51	51	11	18	139	134	343	328	1,096
1420	JEFFERSON COUNTY R-1	0664	BEAR CREEK HIGH SCHOOL	9TH	3	8	4	8	4	4	60	57	156	172	476
1420	JEFFERSON COUNTY R-1	0664	BEAR CREEK HIGH SCHOOL	10TH	2	1	11	9	8	8	59	68	156	171	493
1420	JEFFERSON COUNTY R-1	0664	BEAR CREEK HIGH SCHOOL	11TH	1	3	14	16	8	5	47	44	147	166	451
1420	JEFFERSON COUNTY R-1	0664	BEAR CREEK HIGH SCHOOL	12TH	3	2	14	19	4	3	43	35	157	154	434
1420	JEFFERSON COUNTY R-1	0664	BEAR CREEK HIGH SCHOOL	SCHOOL 1	9	14	43	52	24	20	209	204	616	663	1,854
1420	JEFFERSON COUNTY R-1	0694	BELL MIDDLE SCHOOL	7TH	1	2	7	7	1	2	9	8	103	105	245
1420	JEFFERSON COUNTY R-1	0694	BELL MIDDLE SCHOOL	8TH	2	1	7	1	0	4	16	15	127	156	329
1420	JEFFERSON COUNTY R-1	0694	BELL MIDDLE SCHOOL	SCHOOL 1	3	3	14	8	1	6	25	23	230	261	574
1420	JEFFERSON COUNTY R-1	0724	BELMAR ELEMENTARY SCHOOL	HALF DAY	0	0	1	3	2	2	6	3	6	16	39
1420	JEFFERSON COUNTY R-1	0724	BELMAR ELEMENTARY SCHOOL	1ST	0	0	3	1	1	3	4	2	8	20	42
1420	JEFFERSON COUNTY R-1	0724	BELMAR ELEMENTARY SCHOOL	2ND	0	0	0	4	0	1	7	3	12	15	42
1420	JEFFERSON COUNTY R-1	0724	BELMAR ELEMENTARY SCHOOL	3RD	0	0	2	1	1	1	4	11	16	12	48
1420	JEFFERSON COUNTY R-1	0724	BELMAR ELEMENTARY SCHOOL	4TH	0	1	2	3	3	2	10	8	6	17	52
1420	JEFFERSON COUNTY R-1	0724	BELMAR ELEMENTARY SCHOOL	5TH	0	0	7	0	1	0	6	5	13	15	47



COLORADO DEPARTMENT OF EDUCATION
FALL 2007 PUPIL MEMBERSHIP BY DISTRICT, SCHOOL, GRADE, RACE/ETHNICITY, AND GENDER

District Code	DISTRICT	School Code	SCHOOL	GRADE	AMERICAN INDIAN OR ALASKAN NATIVE	AMERICAN INDIAN OR ALASKAN NATIVE	ASIAN OR PACIFIC ISLANDER	ASIAN OR PACIFIC ISLANDER	BLACK (NOT HISPANIC)	BLACK (NOT HISPANIC)	HISPANIC	HISPANIC	WHITE (NOT HISPANIC)	WHITE (NOT HISPANIC)	Total	
					FEMALE	MALE	FEMALE	MALE	FEMALE	MALE	FEMALE	MALE	FEMALE	MALE		FEMALE
1420	JEFFERSON COUNTY R-1	0724	BELMAR ELEMENTARY SCHOOL	6TH	0	0	0	1	1	0	7	7	16	20	52	
1420	JEFFERSON COUNTY R-1	0724	BELMAR ELEMENTARY SCHOOL	SCHOOL 1	0	1	15	13	9	44	39	77	115	322		
1420	JEFFERSON COUNTY R-1	0776	BERGEN MEADOWS PRIMARY SCHOOL	PK	0	0	6	3	0	1	2	33	40	89		
1420	JEFFERSON COUNTY R-1	0776	BERGEN MEADOWS PRIMARY SCHOOL	HALF DAY	1	0	1	0	0	0	0	14	9	25		
1420	JEFFERSON COUNTY R-1	0776	BERGEN MEADOWS PRIMARY SCHOOL	KINDERG/	0	0	3	0	0	0	1	15	26	46		
1420	JEFFERSON COUNTY R-1	0776	BERGEN MEADOWS PRIMARY SCHOOL	1ST	2	1	1	0	0	1	2	48	58	113		
1420	JEFFERSON COUNTY R-1	0776	BERGEN MEADOWS PRIMARY SCHOOL	2ND	1	0	0	1	0	0	3	1	42	55	103	
1420	JEFFERSON COUNTY R-1	0776	BERGEN MEADOWS PRIMARY SCHOOL	SCHOOL 1	4	1	11	4	0	1	9	6	152	188	376	
1420	JEFFERSON COUNTY R-1	0779	BERGEN VALLEY INTERMEDIATE SCHOOL	3RD	0	0	1	1	0	0	0	1	42	54	99	
1420	JEFFERSON COUNTY R-1	0779	BERGEN VALLEY INTERMEDIATE SCHOOL	4TH	0	0	2	0	0	0	1	2	49	35	89	
1420	JEFFERSON COUNTY R-1	0779	BERGEN VALLEY INTERMEDIATE SCHOOL	5TH	0	0	2	1	1	1	4	2	65	55	131	
1420	JEFFERSON COUNTY R-1	0779	BERGEN VALLEY INTERMEDIATE SCHOOL	SCHOOL 1	0	0	5	2	1	1	5	5	156	144	319	
1420	JEFFERSON COUNTY R-1	0950	BRADFORD PRIMARY SCHOOL	HALF DAY	0	0	1	1	0	0	4	0	31	36	73	
1420	JEFFERSON COUNTY R-1	0950	BRADFORD PRIMARY SCHOOL	KINDERG/	0	0	0	0	0	0	2	3	15	29	49	
1420	JEFFERSON COUNTY R-1	0950	BRADFORD PRIMARY SCHOOL	1ST	0	0	2	0	0	0	2	3	55	55	117	
1420	JEFFERSON COUNTY R-1	0950	BRADFORD PRIMARY SCHOOL	2ND	0	0	2	2	0	0	4	2	47	68	125	
1420	JEFFERSON COUNTY R-1	0950	BRADFORD PRIMARY SCHOOL	3RD	2	2	1	0	0	0	1	3	54	48	111	
1420	JEFFERSON COUNTY R-1	0950	BRADFORD PRIMARY SCHOOL	SCHOOL 1	2	2	6	3	0	0	13	11	202	236	475	
1420	JEFFERSON COUNTY R-1	0951	BLUE HERON ELEMENTARY SCHOOL	PK	0	0	1	3	2	1	7	5	20	42	81	
1420	JEFFERSON COUNTY R-1	0951	BLUE HERON ELEMENTARY SCHOOL	HALF DAY *	0	1	0	3	0	0	0	2	6	14		
1420	JEFFERSON COUNTY R-1	0951	BLUE HERON ELEMENTARY SCHOOL	KINDERG/	0	0	0	3	0	0	1	2	22	19	47	
1420	JEFFERSON COUNTY R-1	0951	BLUE HERON ELEMENTARY SCHOOL	1ST	0	0	3	7	1	0	6	6	35	20	78	
1420	JEFFERSON COUNTY R-1	0951	BLUE HERON ELEMENTARY SCHOOL	2ND	1	0	6	2	0	0	3	2	24	13	51	
1420	JEFFERSON COUNTY R-1	0951	BLUE HERON ELEMENTARY SCHOOL	3RD	0	0	6	10	0	0	6	4	21	22	70	
1420	JEFFERSON COUNTY R-1	0951	BLUE HERON ELEMENTARY SCHOOL	4TH	0	0	2	5	0	0	2	9	15	23	56	
1420	JEFFERSON COUNTY R-1	0951	BLUE HERON ELEMENTARY SCHOOL	5TH	0	0	5	5	1	0	6	7	29	23	76	
1420	JEFFERSON COUNTY R-1	0951	BLUE HERON ELEMENTARY SCHOOL	6TH	0	0	6	2	1	1	5	3	13	13	44	
1420	JEFFERSON COUNTY R-1	0951	BLUE HERON ELEMENTARY SCHOOL	SCHOOL 1	2	0	29	40	5	2	36	40	181	181	517	
1420	JEFFERSON COUNTY R-1	0952	BRADFORD INTERMEDIATE SCHOOL	4TH	0	0	3	2	0	0	2	2	65	56	130	
1420	JEFFERSON COUNTY R-1	0952	BRADFORD INTERMEDIATE SCHOOL	5TH	0	1	4	5	0	0	5	1	58	50	124	
1420	JEFFERSON COUNTY R-1	0952	BRADFORD INTERMEDIATE SCHOOL	6TH	0	0	1	3	0	1	1	4	51	54	115	
1420	JEFFERSON COUNTY R-1	0952	BRADFORD INTERMEDIATE SCHOOL	SCHOOL 1	0	0	8	10	0	1	8	7	174	160	369	
1420	JEFFERSON COUNTY R-1	0965	BRADY EXPLORATION SCHOOL	9TH	2	1	0	0	2	0	8	10	5	6	34	
1420	JEFFERSON COUNTY R-1	0965	BRADY EXPLORATION SCHOOL	10TH	2	2	0	0	1	1	10	13	6	12	47	
1420	JEFFERSON COUNTY R-1	0965	BRADY EXPLORATION SCHOOL	11TH	0	0	0	0	0	0	13	14	6	15	54	
1420	JEFFERSON COUNTY R-1	0965	BRADY EXPLORATION SCHOOL	12TH	0	0	0	1	2	4	9	16	11	11	54	
1420	JEFFERSON COUNTY R-1	0965	BRADY EXPLORATION SCHOOL	SCHOOL 1	5	7	0	1	6	5	40	53	28	44	189	
1420	JEFFERSON COUNTY R-1	1238	CAMPBELL ELEMENTARY SCHOOL	PK	0	0	3	1	1	3	7	6	50	55	126	
1420	JEFFERSON COUNTY R-1	1238	CAMPBELL ELEMENTARY SCHOOL	HALF DAY	0	1	0	0	1	2	2	1	19	15	41	
1420	JEFFERSON COUNTY R-1	1238	CAMPBELL ELEMENTARY SCHOOL	1ST	0	0	0	0	0	1	0	1	25	23	50	
1420	JEFFERSON COUNTY R-1	1238	CAMPBELL ELEMENTARY SCHOOL	2ND	1	0	0	0	1	1	0	8	22	15	48	
1420	JEFFERSON COUNTY R-1	1238	CAMPBELL ELEMENTARY SCHOOL	3RD	1	0	2	1	3	0	2	4	14	19	46	
1420	JEFFERSON COUNTY R-1	1238	CAMPBELL ELEMENTARY SCHOOL	4TH	0	0	1	0	1	1	1	3	22	21	50	
1420	JEFFERSON COUNTY R-1	1238	CAMPBELL ELEMENTARY SCHOOL	5TH	0	1	0	0	0	1	5	5	22	18	52	
1420	JEFFERSON COUNTY R-1	1238	CAMPBELL ELEMENTARY SCHOOL	6TH	1	1	0	1	1	0	1	2	21	24	52	
1420	JEFFERSON COUNTY R-1	1238	CAMPBELL ELEMENTARY SCHOOL	SCHOOL 1	3	3	6	3	9	8	18	30	195	190	465	
1420	JEFFERSON COUNTY R-1	1318	CARMODY MIDDLE SCHOOL	7TH	0	5	6	9	3	5	36	32	120	126	342	
1420	JEFFERSON COUNTY R-1	1318	CARMODY MIDDLE SCHOOL	8TH	5	6	3	9	8	4	37	45	110	135	362	
1420	JEFFERSON COUNTY R-1	1318	CARMODY MIDDLE SCHOOL	SCHOOL 1	5	11	9	18	11	9	73	77	230	261	704	
1420	JEFFERSON COUNTY R-1	1522	CHATFIELD HIGH SCHOOL	9TH	1	2	11	5	6	4	22	17	221	246	535	
1420	JEFFERSON COUNTY R-1	1522	CHATFIELD HIGH SCHOOL	10TH	7	3	6	5	3	3	18	19	221	228	513	
1420	JEFFERSON COUNTY R-1	1522	CHATFIELD HIGH SCHOOL	11TH	0	3	9	6	3	1	17	22	222	240	523	
1420	JEFFERSON COUNTY R-1	1522	CHATFIELD HIGH SCHOOL	12TH	0	0	7	9	0	4	26	28	232	216	522	
1420	JEFFERSON COUNTY R-1	1522	CHATFIELD HIGH SCHOOL	SCHOOL 1	8	8	33	25	12	12	83	86	896	930	2,093	
1420	JEFFERSON COUNTY R-1	1730	COAL CREEK CANYON K-8 ELEMENTARY SCHOOL	KINDERG/	0	0	0	0	0	0	0	1	6	2	9	
1420	JEFFERSON COUNTY R-1	1730	COAL CREEK CANYON K-8 ELEMENTARY SCHOOL	1ST	0	0	0	0	0	0	0	0	9	8	17	
1420	JEFFERSON COUNTY R-1	1730	COAL CREEK CANYON K-8 ELEMENTARY SCHOOL	2ND	1	0	0	0	0	0	0	0	6	10	17	
1420	JEFFERSON COUNTY R-1	1730	COAL CREEK CANYON K-8 ELEMENTARY SCHOOL	3RD	0	0	0	0	0	0	0	0	7	2	9	
1420	JEFFERSON COUNTY R-1	1730	COAL CREEK CANYON K-8 ELEMENTARY SCHOOL	4TH	0	0	0	0	0	0	0	1	6	9	16	
1420	JEFFERSON COUNTY R-1	1730	COAL CREEK CANYON K-8 ELEMENTARY SCHOOL	5TH	0	0	0	0	0	0	0	0	4	6	10	
1420	JEFFERSON COUNTY R-1	1730	COAL CREEK CANYON K-8 ELEMENTARY SCHOOL	6TH	0	0	1	0	0	0	0	0	2	2	5	
1420	JEFFERSON COUNTY R-1	1730	COAL CREEK CANYON K-8 ELEMENTARY SCHOOL	7TH	0	0	0	0	1	0	0	0	3	0	4	
1420	JEFFERSON COUNTY R-1	1730	COAL CREEK CANYON K-8 ELEMENTARY SCHOOL	8TH	0	1	0	0	0	0	2	0	9	6	18	
1420	JEFFERSON COUNTY R-1	1730	COAL CREEK CANYON K-8 ELEMENTARY SCHOOL	SCHOOL 1	1	1	1	0	1	0	2	2	52	45	105	
1420	JEFFERSON COUNTY R-1	1790	COLOROW ELEMENTARY SCHOOL	HALF DAY	0	1	2	2	1	1	5	7	22	20	61	
1420	JEFFERSON COUNTY R-1	1790	COLOROW ELEMENTARY SCHOOL	1ST	0	1	3	2	0	0	5	2	15	14	42	
1420	JEFFERSON COUNTY R-1	1790	COLOROW ELEMENTARY SCHOOL	2ND	1	0	0	0	0	0	2	8	19	16	46	




COLORADO DEPARTMENT OF EDUCATION
FALL 2007 PUPIL MEMBERSHIP BY DISTRICT, SCHOOL, GRADE, RACE/ETHNICITY, AND GENDER

District Code	DISTRICT	School Code	SCHOOL	GRADE	AMERICAN INDIAN OR ALASKAN NATIVE	AMERICAN INDIAN OR ALASKAN NATIVE	ASIAN OR PACIFIC ISLANDER	ASIAN OR PACIFIC ISLANDER	BLACK (NOT HISPANIC)	BLACK (NOT HISPANIC)	HISPANIC	HISPANIC	WHITE (NOT HISPANIC)	WHITE (NOT HISPANIC)	Total
					FEMALE	MALE	FEMALE	MALE	FEMALE	MALE	FEMALE	MALE	FEMALE	MALE	
1420	JEFFERSON COUNTY R-1	1790	COLOROW ELEMENTARY SCHOOL	3RD	0	0	0	0	1	2	4	5	19	24	55
1420	JEFFERSON COUNTY R-1	1790	COLOROW ELEMENTARY SCHOOL	4TH	0	0	1	0	0	2	4	6	15	16	44
1420	JEFFERSON COUNTY R-1	1790	COLOROW ELEMENTARY SCHOOL	5TH	0	1	2	0	1	0	1	9	15	18	47
1420	JEFFERSON COUNTY R-1	1790	COLOROW ELEMENTARY SCHOOL	6TH	1	0	0	1	1	1	5	4	14	15	42
1420	JEFFERSON COUNTY R-1	1790	COLOROW ELEMENTARY SCHOOL	SCHOOL 1	2	3	8	5	4	6	26	41	119	123	337
1420	JEFFERSON COUNTY R-1	1861	COLUMBINE HILLS ELEMENTARY SCHOOL	PK	0	1	2	2	1	2	10	6	60	48	132
1420	JEFFERSON COUNTY R-1	1861	COLUMBINE HILLS ELEMENTARY SCHOOL	HALF DAY	0	0	0	0	0	4	1	6	14	13	38
1420	JEFFERSON COUNTY R-1	1861	COLUMBINE HILLS ELEMENTARY SCHOOL	KINDERG/	0	0	0	0	0	0	0	1	10	7	18
1420	JEFFERSON COUNTY R-1	1861	COLUMBINE HILLS ELEMENTARY SCHOOL	1ST	0	1	0	0	2	0	9	3	20	17	52
1420	JEFFERSON COUNTY R-1	1861	COLUMBINE HILLS ELEMENTARY SCHOOL	2ND	0	2	1	1	1	0	6	2	13	7	33
1420	JEFFERSON COUNTY R-1	1861	COLUMBINE HILLS ELEMENTARY SCHOOL	3RD	0	2	0	0	0	1	2	4	14	14	37
1420	JEFFERSON COUNTY R-1	1861	COLUMBINE HILLS ELEMENTARY SCHOOL	4TH	0	0	0	2	1	0	2	2	14	17	38
1420	JEFFERSON COUNTY R-1	1861	COLUMBINE HILLS ELEMENTARY SCHOOL	5TH	0	1	2	1	0	0	4	2	18	23	51
1420	JEFFERSON COUNTY R-1	1861	COLUMBINE HILLS ELEMENTARY SCHOOL	6TH	0	2	0	1	0	1	3	3	12	24	46
1420	JEFFERSON COUNTY R-1	1861	COLUMBINE HILLS ELEMENTARY SCHOOL	SCHOOL 1	0	9	5	7	5	8	37	29	175	170	445
1420	JEFFERSON COUNTY R-1	1864	COLUMBINE HIGH SCHOOL	9TH	1	2	4	10	1	0	27	35	162	155	397
1420	JEFFERSON COUNTY R-1	1864	COLUMBINE HIGH SCHOOL	10TH	1	3	10	9	7	3	22	29	164	174	422
1420	JEFFERSON COUNTY R-1	1864	COLUMBINE HIGH SCHOOL	11TH	3	0	4	6	1	2	16	25	200	207	464
1420	JEFFERSON COUNTY R-1	1864	COLUMBINE HIGH SCHOOL	12TH	0	1	7	9	4	2	14	19	165	149	370
1420	JEFFERSON COUNTY R-1	1864	COLUMBINE HIGH SCHOOL	SCHOOL 1*	5	6	25	34	13	7	79	108	691	685	1,653
1420	JEFFERSON COUNTY R-1	1869	COMPASS MONTESSORI - WHEAT RIDGE CHARTER SCHOOL	PK	0	0	4	3	0	0	1	1	23	20	52
1420	JEFFERSON COUNTY R-1	1869	COMPASS MONTESSORI - WHEAT RIDGE CHARTER SCHOOL	HALF DAY	0	0	0	1	0	0	0	0	1	1	3
1420	JEFFERSON COUNTY R-1	1869	COMPASS MONTESSORI - WHEAT RIDGE CHARTER SCHOOL	KINDERG/	0	0	0	0	0	0	0	1	12	11	24
1420	JEFFERSON COUNTY R-1	1869	COMPASS MONTESSORI - WHEAT RIDGE CHARTER SCHOOL	1ST	0	0	0	1	0	0	2	1	18	8	30
1420	JEFFERSON COUNTY R-1	1869	COMPASS MONTESSORI - WHEAT RIDGE CHARTER SCHOOL	2ND	0	0	2	1	0	1	1	2	10	9	26
1420	JEFFERSON COUNTY R-1	1869	COMPASS MONTESSORI - WHEAT RIDGE CHARTER SCHOOL	3RD	0	0	0	0	1	0	3	1	12	11	28
1420	JEFFERSON COUNTY R-1	1869	COMPASS MONTESSORI - WHEAT RIDGE CHARTER SCHOOL	4TH	0	0	0	0	0	2	1	13	9	25	
1420	JEFFERSON COUNTY R-1	1869	COMPASS MONTESSORI - WHEAT RIDGE CHARTER SCHOOL	5TH	0	0	1	0	1	0	0	17	15	35	
1420	JEFFERSON COUNTY R-1	1869	COMPASS MONTESSORI - WHEAT RIDGE CHARTER SCHOOL	6TH	1	0	0	0	1	1	0	9	16	30	
1420	JEFFERSON COUNTY R-1	1869	COMPASS MONTESSORI - WHEAT RIDGE CHARTER SCHOOL	SCHOOL 1	1	0	7	6	3	2	9	10	115	100	253
1420	JEFFERSON COUNTY R-1	1876	CORONADO ELEMENTARY SCHOOL	HALF DAY	0	0	2	1	0	0	0	0	15	23	41
1420	JEFFERSON COUNTY R-1	1876	CORONADO ELEMENTARY SCHOOL	KINDERG/	0	0	0	0	0	0	2	0	7	9	18
1420	JEFFERSON COUNTY R-1	1876	CORONADO ELEMENTARY SCHOOL	1ST	0	0	1	0	0	0	3	2	29	32	67
1420	JEFFERSON COUNTY R-1	1876	CORONADO ELEMENTARY SCHOOL	2ND	2	0	2	2	0	0	2	5	29	41	83
1420	JEFFERSON COUNTY R-1	1876	CORONADO ELEMENTARY SCHOOL	3RD	0	0	0	0	1	0	3	2	31	41	78
1420	JEFFERSON COUNTY R-1	1876	CORONADO ELEMENTARY SCHOOL	4TH	1	0	0	1	0	1	2	31	30	66	66
1420	JEFFERSON COUNTY R-1	1876	CORONADO ELEMENTARY SCHOOL	5TH	0	0	2	2	1	0	6	3	24	44	82
1420	JEFFERSON COUNTY R-1	1876	CORONADO ELEMENTARY SCHOOL	6TH	0	1	0	0	0	3	0	17	21	43	43
1420	JEFFERSON COUNTY R-1	1876	CORONADO ELEMENTARY SCHOOL	SCHOOL 1	4	0	8	6	2	0	20	14	183	241	478
1420	JEFFERSON COUNTY R-1	1880	COMPASS MONTESSORI - GOLDEN CHARTER SCHOOL	PK	0	0	0	0	0	0	0	0	13	12	25
1420	JEFFERSON COUNTY R-1	1880	COMPASS MONTESSORI - GOLDEN CHARTER SCHOOL	HALF DAY	0	0	0	0	0	0	0	0	1	0	1
1420	JEFFERSON COUNTY R-1	1880	COMPASS MONTESSORI - GOLDEN CHARTER SCHOOL	KINDERG/	0	0	0	1	0	0	0	1	9	5	16
1420	JEFFERSON COUNTY R-1	1880	COMPASS MONTESSORI - GOLDEN CHARTER SCHOOL	1ST	1	0	0	1	0	0	0	2	3	10	17
1420	JEFFERSON COUNTY R-1	1880	COMPASS MONTESSORI - GOLDEN CHARTER SCHOOL	2ND	0	0	0	0	1	0	1	0	12	5	19
1420	JEFFERSON COUNTY R-1	1880	COMPASS MONTESSORI - GOLDEN CHARTER SCHOOL	3RD	0	0	0	0	0	1	1	9	6	17	17
1420	JEFFERSON COUNTY R-1	1880	COMPASS MONTESSORI - GOLDEN CHARTER SCHOOL	4TH	0	0	1	0	1	0	2	4	9	18	18
1420	JEFFERSON COUNTY R-1	1880	COMPASS MONTESSORI - GOLDEN CHARTER SCHOOL	5TH	0	0	0	0	1	0	1	1	12	15	15
1420	JEFFERSON COUNTY R-1	1880	COMPASS MONTESSORI - GOLDEN CHARTER SCHOOL	6TH	0	0	0	0	0	0	0	10	7	17	17
1420	JEFFERSON COUNTY R-1	1880	COMPASS MONTESSORI - GOLDEN CHARTER SCHOOL	7TH	0	0	0	2	0	1	3	1	15	13	35
1420	JEFFERSON COUNTY R-1	1880	COMPASS MONTESSORI - GOLDEN CHARTER SCHOOL	8TH	0	0	2	2	2	0	3	3	13	14	37
1420	JEFFERSON COUNTY R-1	1880	COMPASS MONTESSORI - GOLDEN CHARTER SCHOOL	9TH	1	0	0	0	0	2	1	17	10	31	31
1420	JEFFERSON COUNTY R-1	1880	COMPASS MONTESSORI - GOLDEN CHARTER SCHOOL	10TH	0	1	0	0	0	1	0	13	13	28	28
1420	JEFFERSON COUNTY R-1	1880	COMPASS MONTESSORI - GOLDEN CHARTER SCHOOL	11TH	1	0	0	0	0	2	2	19	10	34	34
1420	JEFFERSON COUNTY R-1	1880	COMPASS MONTESSORI - GOLDEN CHARTER SCHOOL	12TH	0	0	0	0	0	0	1	8	9	18	18
1420	JEFFERSON COUNTY R-1	1880	COMPASS MONTESSORI - GOLDEN CHARTER SCHOOL	SCHOOL 1	3	1	1	6	4	2	14	15	147	135	328
1420	JEFFERSON COUNTY R-1	1886	CONIFER SENIOR HIGH SCHOOL	9TH	1	1	0	3	1	0	7	9	118	131	271
1420	JEFFERSON COUNTY R-1	1886	CONIFER SENIOR HIGH SCHOOL	10TH	1	3	2	0	2	1	8	3	120	132	272
1420	JEFFERSON COUNTY R-1	1886	CONIFER SENIOR HIGH SCHOOL	11TH	2	1	0	1	2	4	3	93	126	233	233
1420	JEFFERSON COUNTY R-1	1886	CONIFER SENIOR HIGH SCHOOL	12TH	0	0	2	0	0	0	6	6	123	123	260
1420	JEFFERSON COUNTY R-1	1886	CONIFER SENIOR HIGH SCHOOL	SCHOOL 1	4	5	4	4	4	3	25	21	454	512	1,036
1420	JEFFERSON COUNTY R-1	1976	CREIGHTON MIDDLE SCHOOL	7TH	5	2	12	10	4	2	42	51	80	99	307
1420	JEFFERSON COUNTY R-1	1976	CREIGHTON MIDDLE SCHOOL	8TH	3	8	6	10	3	6	45	47	99	108	335
1420	JEFFERSON COUNTY R-1	1976	CREIGHTON MIDDLE SCHOOL	SCHOOL 1	8	10	18	20	7	8	87	98	179	207	642
1420	JEFFERSON COUNTY R-1	2093	DAKOTA RIDGE SENIOR HIGH SCHOOL	9TH	3	2	2	5	2	1	30	19	169	172	405
1420	JEFFERSON COUNTY R-1	2093	DAKOTA RIDGE SENIOR HIGH SCHOOL	10TH	1	1	10	6	3	2	30	22	167	179	421
1420	JEFFERSON COUNTY R-1	2093	DAKOTA RIDGE SENIOR HIGH SCHOOL	11TH	0	4	9	6	2	0	25	25	161	174	406
1420	JEFFERSON COUNTY R-1	2093	DAKOTA RIDGE SENIOR HIGH SCHOOL	12TH	3	1	10	11	1	2	24	19	160	158	389


COLORADO DEPARTMENT OF EDUCATION
FALL 2007 PUPIL MEMBERSHIP BY DISTRICT, SCHOOL, GRADE, RACE/ETHNICITY, AND GENDER

District Code	DISTRICT	School Code	SCHOOL	GRADE	AMERICAN INDIAN OR ALASKAN NATIVE	AMERICAN INDIAN OR ALASKAN NATIVE	ASIAN OR PACIFIC ISLANDER	ASIAN OR PACIFIC ISLANDER	BLACK (NOT HISPANIC)	BLACK (NOT HISPANIC)	HISPANIC	HISPANIC	WHITE (NOT HISPANIC)	WHITE (NOT HISPANIC)	Total	
					FEMALE	MALE	FEMALE	MALE	FEMALE	MALE	FEMALE	MALE	FEMALE	MALE		FEMALE
1420	JEFFERSON COUNTY R-1	2093	DAKOTA RIDGE SENIOR HIGH SCHOOL	SCHOOL 1	7	8	31	28	8	5	109	85	657	683	1,621	
1420	JEFFERSON COUNTY R-1	2120	D'EVELYN JUNIOR/SENIOR HIGH SCHOOL	7TH	1	1	7	9	0	7	6	85	88	204		
1420	JEFFERSON COUNTY R-1	2120	D'EVELYN JUNIOR/SENIOR HIGH SCHOOL	8TH	0	0	9	4	0	7	3	87	84	194		
1420	JEFFERSON COUNTY R-1	2120	D'EVELYN JUNIOR/SENIOR HIGH SCHOOL	9TH	1	0	4	4	0	3	15	6	84	68	185	
1420	JEFFERSON COUNTY R-1	2120	D'EVELYN JUNIOR/SENIOR HIGH SCHOOL	10TH	0	0	4	2	0	2	2	5	71	62	148	
1420	JEFFERSON COUNTY R-1	2120	D'EVELYN JUNIOR/SENIOR HIGH SCHOOL	11TH	0	0	4	5	1	1	5	5	57	73	151	
1420	JEFFERSON COUNTY R-1	2120	D'EVELYN JUNIOR/SENIOR HIGH SCHOOL	12TH	0	0	4	4	0	0	3	2	66	52	131	
1420	JEFFERSON COUNTY R-1	2120	D'EVELYN JUNIOR/SENIOR HIGH SCHOOL	SCHOOL 1	2	1	32	28	1	6	39	27	450	427	1,013	
1420	JEFFERSON COUNTY R-1	2130	DEER CREEK MIDDLE SCHOOL	7TH	0	0	5	5	0	7	12	9	114	129	281	
1420	JEFFERSON COUNTY R-1	2130	DEER CREEK MIDDLE SCHOOL	8TH	1	1	10	6	1	4	9	8	101	128	269	
1420	JEFFERSON COUNTY R-1	2130	DEER CREEK MIDDLE SCHOOL	SCHOOL 1	1	1	15	11	1	11	21	17	215	257	550	
1420	JEFFERSON COUNTY R-1	2194	DEVINNY ELEMENTARY SCHOOL	HALF DAY	1	1	2	1	0	1	2	2	20	14	44	
1420	JEFFERSON COUNTY R-1	2194	DEVINNY ELEMENTARY SCHOOL	KINDERG/	0	0	2	0	0	0	0	0	14	8	24	
1420	JEFFERSON COUNTY R-1	2194	DEVINNY ELEMENTARY SCHOOL	1ST	0	1	0	0	0	0	6	1	31	30	69	
1420	JEFFERSON COUNTY R-1	2194	DEVINNY ELEMENTARY SCHOOL	2ND	0	0	3	0	1	1	4	2	36	45	92	
1420	JEFFERSON COUNTY R-1	2194	DEVINNY ELEMENTARY SCHOOL	3RD	0	0	0	3	0	0	5	7	41	36	92	
1420	JEFFERSON COUNTY R-1	2194	DEVINNY ELEMENTARY SCHOOL	4TH	0	1	2	4	0	0	4	3	39	36	89	
1420	JEFFERSON COUNTY R-1	2194	DEVINNY ELEMENTARY SCHOOL	5TH	1	0	3	0	0	0	5	3	41	41	94	
1420	JEFFERSON COUNTY R-1	2194	DEVINNY ELEMENTARY SCHOOL	6TH	1	0	1	2	1	1	11	6	43	29	95	
1420	JEFFERSON COUNTY R-1	2194	DEVINNY ELEMENTARY SCHOOL	SCHOOL 1*	3	3	13	10	2	3	37	24	265	239	599	
1420	JEFFERSON COUNTY R-1	2288	DRAKE JUNIOR HIGH SCHOOL	7TH	1	0	5	6	0	2	13	17	149	129	322	
1420	JEFFERSON COUNTY R-1	2288	DRAKE JUNIOR HIGH SCHOOL	8TH	2	2	6	0	1	2	17	12	145	146	333	
1420	JEFFERSON COUNTY R-1	2288	DRAKE JUNIOR HIGH SCHOOL	SCHOOL 1	3	2	11	6	1	4	30	29	294	275	655	
1420	JEFFERSON COUNTY R-1	2300	DUNSTAN MIDDLE SCHOOL	7TH	1	0	7	7	1	4	19	20	142	140	341	
1420	JEFFERSON COUNTY R-1	2300	DUNSTAN MIDDLE SCHOOL	8TH	1	1	8	7	4	6	22	24	142	165	386	
1420	JEFFERSON COUNTY R-1	2300	DUNSTAN MIDDLE SCHOOL	SCHOOL 1	8	8	15	14	5	10	41	44	284	305	727	
1420	JEFFERSON COUNTY R-1	2322	DUTCH CREEK ELEMENTARY SCHOOL	HALF DAY	0	0	0	0	0	0	0	1	8	17	26	
1420	JEFFERSON COUNTY R-1	2322	DUTCH CREEK ELEMENTARY SCHOOL	KINDERG/	0	0	1	0	0	0	0	3	9	4	17	
1420	JEFFERSON COUNTY R-1	2322	DUTCH CREEK ELEMENTARY SCHOOL	1ST	0	0	1	1	0	1	4	1	21	18	47	
1420	JEFFERSON COUNTY R-1	2322	DUTCH CREEK ELEMENTARY SCHOOL	2ND	0	0	0	3	0	1	2	6	19	28	59	
1420	JEFFERSON COUNTY R-1	2322	DUTCH CREEK ELEMENTARY SCHOOL	3RD	0	0	0	1	0	0	3	1	20	16	41	
1420	JEFFERSON COUNTY R-1	2322	DUTCH CREEK ELEMENTARY SCHOOL	4TH	0	0	0	0	1	0	6	3	18	23	51	
1420	JEFFERSON COUNTY R-1	2322	DUTCH CREEK ELEMENTARY SCHOOL	5TH	1	0	1	1	0	1	1	6	22	22	55	
1420	JEFFERSON COUNTY R-1	2322	DUTCH CREEK ELEMENTARY SCHOOL	6TH	0	0	0	0	1	0	4	2	21	26	54	
1420	JEFFERSON COUNTY R-1	2322	DUTCH CREEK ELEMENTARY SCHOOL	SCHOOL 1	0	0	2	7	2	3	20	23	138	154	350	
1420	JEFFERSON COUNTY R-1	2496	EDGEWATER ELEMENTARY SCHOOL	PK	0	0	0	0	0	0	21	22	6	5	55	
1420	JEFFERSON COUNTY R-1	2496	EDGEWATER ELEMENTARY SCHOOL	HALF DAY	0	1	0	1	2	2	20	34	10	4	74	
1420	JEFFERSON COUNTY R-1	2496	EDGEWATER ELEMENTARY SCHOOL	1ST	1	1	1	0	0	0	28	20	6	6	63	
1420	JEFFERSON COUNTY R-1	2496	EDGEWATER ELEMENTARY SCHOOL	2ND	1	0	0	1	3	2	21	20	4	5	57	
1420	JEFFERSON COUNTY R-1	2496	EDGEWATER ELEMENTARY SCHOOL	3RD	1	1	0	0	2	1	21	21	5	3	55	
1420	JEFFERSON COUNTY R-1	2496	EDGEWATER ELEMENTARY SCHOOL	4TH	1	1	0	1	0	1	20	26	6	3	59	
1420	JEFFERSON COUNTY R-1	2496	EDGEWATER ELEMENTARY SCHOOL	5TH	0	1	0	2	1	0	24	11	6	5	50	
1420	JEFFERSON COUNTY R-1	2496	EDGEWATER ELEMENTARY SCHOOL	6TH	0	0	0	0	2	0	22	16	4	3	47	
1420	JEFFERSON COUNTY R-1	2496	EDGEWATER ELEMENTARY SCHOOL	SCHOOL 1	4	5	1	5	10	7	177	170	47	34	460	
1420	JEFFERSON COUNTY R-1	2550	EIBER ELEMENTARY SCHOOL	HALF DAY	1	0	3	1	0	2	17	15	6	20	65	
1420	JEFFERSON COUNTY R-1	2550	EIBER ELEMENTARY SCHOOL	1ST	0	1	0	0	1	1	11	18	7	7	46	
1420	JEFFERSON COUNTY R-1	2550	EIBER ELEMENTARY SCHOOL	2ND	1	0	1	0	1	4	11	20	9	17	64	
1420	JEFFERSON COUNTY R-1	2550	EIBER ELEMENTARY SCHOOL	3RD	2	0	2	4	3	2	13	15	11	5	57	
1420	JEFFERSON COUNTY R-1	2550	EIBER ELEMENTARY SCHOOL	4TH	2	0	1	0	1	10	14	8	11	47		
1420	JEFFERSON COUNTY R-1	2550	EIBER ELEMENTARY SCHOOL	5TH	1	1	1	2	2	1	16	10	9	8	51	
1420	JEFFERSON COUNTY R-1	2550	EIBER ELEMENTARY SCHOOL	6TH	1	0	3	0	2	1	12	14	3	12	48	
1420	JEFFERSON COUNTY R-1	2550	EIBER ELEMENTARY SCHOOL	SCHOOL 1	8	2	11	7	9	12	90	106	53	80	378	
1420	JEFFERSON COUNTY R-1	2616	ELK CREEK ELEMENTARY SCHOOL	HALF DAY	0	0	1	0	0	1	0	0	11	13	26	
1420	JEFFERSON COUNTY R-1	2616	ELK CREEK ELEMENTARY SCHOOL	KINDERG/	0	0	1	0	0	0	0	0	7	12	20	
1420	JEFFERSON COUNTY R-1	2616	ELK CREEK ELEMENTARY SCHOOL	1ST	1	0	1	1	0	0	3	3	32	35	76	
1420	JEFFERSON COUNTY R-1	2616	ELK CREEK ELEMENTARY SCHOOL	2ND	0	0	2	1	0	0	0	3	30	26	62	
1420	JEFFERSON COUNTY R-1	2616	ELK CREEK ELEMENTARY SCHOOL	3RD	0	1	0	0	0	0	2	0	31	33	67	
1420	JEFFERSON COUNTY R-1	2616	ELK CREEK ELEMENTARY SCHOOL	4TH	1	0	1	0	0	2	1	33	32	70		
1420	JEFFERSON COUNTY R-1	2616	ELK CREEK ELEMENTARY SCHOOL	5TH	1	0	2	0	0	1	3	0	28	37	72	
1420	JEFFERSON COUNTY R-1	2616	ELK CREEK ELEMENTARY SCHOOL	SCHOOL 1	3	1	8	2	0	2	10	7	172	188	393	
1420	JEFFERSON COUNTY R-1	2799	EXCEL ACADEMY CHARTER SCHOOL	KINDERG/	0	2	0	0	2	0	0	2	33	33	72	
1420	JEFFERSON COUNTY R-1	2799	EXCEL ACADEMY CHARTER SCHOOL	1ST	0	0	1	0	0	1	2	28	23	55		
1420	JEFFERSON COUNTY R-1	2799	EXCEL ACADEMY CHARTER SCHOOL	2ND	0	0	1	1	2	0	3	4	23	43	77	
1420	JEFFERSON COUNTY R-1	2799	EXCEL ACADEMY CHARTER SCHOOL	3RD	0	1	0	2	1	0	3	1	35	40	83	
1420	JEFFERSON COUNTY R-1	2799	EXCEL ACADEMY CHARTER SCHOOL	4TH	0	1	2	0	0	1	3	2	32	41	82	
1420	JEFFERSON COUNTY R-1	2799	EXCEL ACADEMY CHARTER SCHOOL	5TH	0	0	0	2	3	1	5	3	38	36	88	
1420	JEFFERSON COUNTY R-1	2799	EXCEL ACADEMY CHARTER SCHOOL	6TH	0	0	1	0	2	1	2	5	31	36	78	




COLORADO DEPARTMENT OF EDUCATION
FALL 2007 PUPIL MEMBERSHIP BY DISTRICT, SCHOOL, GRADE, RACE/ETHNICITY, AND GENDER

District Code	DISTRICT	School Code	SCHOOL	GRADE	AMERICAN INDIAN OR ALASKAN NATIVE		ASIAN OR PACIFIC ISLANDER		BLACK (NOT HISPANIC)		HISPANIC		WHITE (NOT HISPANIC)		Total	
					FEMALE	MALE	FEMALE	MALE	FEMALE	MALE	FEMALE	MALE	FEMALE	MALE		
1420	JEFFERSON COUNTY R-1	2799	EXCEL ACADEMY CHARTER SCHOOL	7TH	0	1	0	1	0	1	2	4	31	33	73	
1420	JEFFERSON COUNTY R-1	2799	EXCEL ACADEMY CHARTER SCHOOL	8TH	0	0	0	1	1	1	1	3	31	20	58	
1420	JEFFERSON COUNTY R-1	2799	EXCEL ACADEMY CHARTER SCHOOL	9TH	0	0	0	0	0	0	0	2	16	13	31	
1420	JEFFERSON COUNTY R-1	2799	EXCEL ACADEMY CHARTER SCHOOL	10TH	0	1	0	0	0	0	1	0	18	12	32	
1420	JEFFERSON COUNTY R-1	2799	EXCEL ACADEMY CHARTER SCHOOL	11TH	0	0	0	1	0	0	4	0	16	6	27	
1420	JEFFERSON COUNTY R-1	2799	EXCEL ACADEMY CHARTER SCHOOL	12TH	0	0	0	0	0	0	1	2	17	6	27	
1420	JEFFERSON COUNTY R-1	2799	EXCEL ACADEMY CHARTER SCHOOL	SCHOOL 1	0	6	5	8	12	5	26	30	349	342	783	
1420	JEFFERSON COUNTY R-1	2820	EVERITT MIDDLE SCHOOL	7TH	1	4	4	2	5	2	46	33	54	84	235	
1420	JEFFERSON COUNTY R-1	2820	EVERITT MIDDLE SCHOOL	8TH	3	1	3	3	4	0	31	32	64	77	218	
1420	JEFFERSON COUNTY R-1	2820	EVERITT MIDDLE SCHOOL	SCHOOL 1	4	5	7	5	9	2	77	65	118	161	453	
1420	JEFFERSON COUNTY R-1	2832	EVERGREEN MIDDLE SCHOOL	6TH	1	0	1	2	1	0	4	2	89	92	192	
1420	JEFFERSON COUNTY R-1	2832	EVERGREEN MIDDLE SCHOOL	7TH	0	1	2	0	2	0	2	7	94	114	222	
1420	JEFFERSON COUNTY R-1	2832	EVERGREEN MIDDLE SCHOOL	8TH	0	2	1	0	0	0	4	2	126	115	250	
1420	JEFFERSON COUNTY R-1	2832	EVERGREEN MIDDLE SCHOOL	SCHOOL 1	1	3	4	2	3	0	10	11	309	321	664	
1420	JEFFERSON COUNTY R-1	2836	EVERGREEN HIGH SCHOOL	9TH	0	3	1	2	1	2	3	3	104	113	232	
1420	JEFFERSON COUNTY R-1	2836	EVERGREEN HIGH SCHOOL	10TH	1	0	1	2	0	1	2	5	113	121	246	
1420	JEFFERSON COUNTY R-1	2836	EVERGREEN HIGH SCHOOL	11TH	1	3	2	1	0	0	5	2	111	121	246	
1420	JEFFERSON COUNTY R-1	2836	EVERGREEN HIGH SCHOOL	12TH	0	2	2	1	0	0	4	3	105	100	220	
1420	JEFFERSON COUNTY R-1	2836	EVERGREEN HIGH SCHOOL	SCHOOL 1	5	8	6	6	1	3	14	13	433	455	944	
1420	JEFFERSON COUNTY R-1	2866	FAIRMOUNT ELEMENTARY SCHOOL	HALF DAY	0	1	2	1	0	0	0	6	24	26	60	
1420	JEFFERSON COUNTY R-1	2866	FAIRMOUNT ELEMENTARY SCHOOL	KINDERG/	0	0	0	1	0	0	0	0	8	14	23	
1420	JEFFERSON COUNTY R-1	2866	FAIRMOUNT ELEMENTARY SCHOOL	1ST	0	1	2	1	0	0	4	4	39	34	85	
1420	JEFFERSON COUNTY R-1	2866	FAIRMOUNT ELEMENTARY SCHOOL	2ND	0	1	3	3	0	0	3	4	31	40	85	
1420	JEFFERSON COUNTY R-1	2866	FAIRMOUNT ELEMENTARY SCHOOL	3RD	0	0	4	1	0	0	2	7	29	32	75	
1420	JEFFERSON COUNTY R-1	2866	FAIRMOUNT ELEMENTARY SCHOOL	4TH	0	0	1	2	0	0	3	3	24	32	65	
1420	JEFFERSON COUNTY R-1	2866	FAIRMOUNT ELEMENTARY SCHOOL	5TH	0	0	3	1	0	0	3	3	31	24	62	
1420	JEFFERSON COUNTY R-1	2866	FAIRMOUNT ELEMENTARY SCHOOL	6TH	0	0	2	0	0	0	2	4	25	33	66	
1420	JEFFERSON COUNTY R-1	2866	FAIRMOUNT ELEMENTARY SCHOOL	SCHOOL 1	0	3	17	10	0	0	14	31	211	235	521	
1420	JEFFERSON COUNTY R-1	2946	FITZMORRIS ELEMENTARY SCHOOL	KINDERG/	0	0	2	0	0	0	0	1	7	12	15	38
1420	JEFFERSON COUNTY R-1	2946	FITZMORRIS ELEMENTARY SCHOOL	1ST	1	0	0	0	0	0	6	3	10	9	29	
1420	JEFFERSON COUNTY R-1	2946	FITZMORRIS ELEMENTARY SCHOOL	2ND	2	0	2	0	0	1	4	4	11	20	44	
1420	JEFFERSON COUNTY R-1	2946	FITZMORRIS ELEMENTARY SCHOOL	3RD	0	0	0	0	0	0	3	3	14	8	29	
1420	JEFFERSON COUNTY R-1	2946	FITZMORRIS ELEMENTARY SCHOOL	4TH	0	1	0	0	0	0	3	5	17	13	39	
1420	JEFFERSON COUNTY R-1	2946	FITZMORRIS ELEMENTARY SCHOOL	5TH	0	1	1	0	1	1	3	5	7	11	30	
1420	JEFFERSON COUNTY R-1	2946	FITZMORRIS ELEMENTARY SCHOOL	6TH	0	1	1	0	0	0	2	5	15	16	41	
1420	JEFFERSON COUNTY R-1	2946	FITZMORRIS ELEMENTARY SCHOOL	SCHOOL 1	3	3	6	0	3	3	22	32	86	92	250	
1420	JEFFERSON COUNTY R-1	2963	FALCON BLUFFS MIDDLE SCHOOL	6TH	1	1	1	1	3	0	8	7	60	71	153	
1420	JEFFERSON COUNTY R-1	2963	FALCON BLUFFS MIDDLE SCHOOL	7TH	2	0	4	4	1	11	8	112	126	269	699	
1420	JEFFERSON COUNTY R-1	2963	FALCON BLUFFS MIDDLE SCHOOL	8TH	0	0	5	5	5	0	14	11	127	117	284	
1420	JEFFERSON COUNTY R-1	2963	FALCON BLUFFS MIDDLE SCHOOL	SCHOOL 1	3	1	10	10	9	1	33	26	299	314	706	
1420	JEFFERSON COUNTY R-1	3025	FOOTHILLS ELEMENTARY SCHOOL	PK	1	0	1	2	1	0	3	2	14	8	32	
1420	JEFFERSON COUNTY R-1	3025	FOOTHILLS ELEMENTARY SCHOOL	HALF DAY	0	0	1	0	1	0	1	2	3	11	20	
1420	JEFFERSON COUNTY R-1	3025	FOOTHILLS ELEMENTARY SCHOOL	KINDERG/	0	1	0	1	0	0	0	2	9	5	18	
1420	JEFFERSON COUNTY R-1	3025	FOOTHILLS ELEMENTARY SCHOOL	1ST	0	2	2	1	3	0	6	22	18	54	134	
1420	JEFFERSON COUNTY R-1	3025	FOOTHILLS ELEMENTARY SCHOOL	2ND	1	0	1	1	1	1	3	1	21	14	44	
1420	JEFFERSON COUNTY R-1	3025	FOOTHILLS ELEMENTARY SCHOOL	3RD	0	0	2	2	2	1	5	5	18	15	50	
1420	JEFFERSON COUNTY R-1	3025	FOOTHILLS ELEMENTARY SCHOOL	4TH	0	1	0	0	1	1	2	4	13	18	40	
1420	JEFFERSON COUNTY R-1	3025	FOOTHILLS ELEMENTARY SCHOOL	5TH	0	0	1	1	0	1	3	4	15	21	46	
1420	JEFFERSON COUNTY R-1	3025	FOOTHILLS ELEMENTARY SCHOOL	6TH	0	2	1	0	0	0	2	6	16	12	39	
1420	JEFFERSON COUNTY R-1	3025	FOOTHILLS ELEMENTARY SCHOOL	SCHOOL 1	2	6	9	8	9	5	19	32	131	122	343	
1420	JEFFERSON COUNTY R-1	3088	FOSTER ELEMENTARY SCHOOL	PK	0	0	2	0	0	0	12	16	6	7	44	
1420	JEFFERSON COUNTY R-1	3088	FOSTER ELEMENTARY SCHOOL	KINDERG/	0	1	0	0	0	1	19	16	17	12	66	
1420	JEFFERSON COUNTY R-1	3088	FOSTER ELEMENTARY SCHOOL	1ST	0	1	0	0	1	1	14	11	7	17	52	
1420	JEFFERSON COUNTY R-1	3088	FOSTER ELEMENTARY SCHOOL	2ND	0	1	0	0	1	2	17	16	9	16	62	
1420	JEFFERSON COUNTY R-1	3088	FOSTER ELEMENTARY SCHOOL	3RD	0	0	0	0	1	0	12	16	14	9	52	
1420	JEFFERSON COUNTY R-1	3088	FOSTER ELEMENTARY SCHOOL	4TH	0	1	0	0	0	14	13	6	6	41	99	
1420	JEFFERSON COUNTY R-1	3088	FOSTER ELEMENTARY SCHOOL	5TH	0	0	0	1	1	1	9	11	13	7	43	
1420	JEFFERSON COUNTY R-1	3088	FOSTER ELEMENTARY SCHOOL	6TH	0	0	1	0	1	2	11	10	5	5	35	
1420	JEFFERSON COUNTY R-1	3088	FOSTER ELEMENTARY SCHOOL	SCHOOL 1	0	4	3	1	7	7	108	109	77	79	395	
1420	JEFFERSON COUNTY R-1	3201	FREE HORIZON MONTESSORI CHARTER SCHOOL	PK	0	0	1	1	0	0	0	0	23	20	45	
1420	JEFFERSON COUNTY R-1	3201	FREE HORIZON MONTESSORI CHARTER SCHOOL	HALF DAY	0	0	0	1	0	1	0	0	7	4	13	
1420	JEFFERSON COUNTY R-1	3201	FREE HORIZON MONTESSORI CHARTER SCHOOL	KINDERG/	0	0	1	1	0	1	3	1	10	9	26	
1420	JEFFERSON COUNTY R-1	3201	FREE HORIZON MONTESSORI CHARTER SCHOOL	1ST	1	1	1	1	0	0	0	2	9	18	33	
1420	JEFFERSON COUNTY R-1	3201	FREE HORIZON MONTESSORI CHARTER SCHOOL	2ND	0	1	1	2	1	2	4	1	12	14	37	
1420	JEFFERSON COUNTY R-1	3201	FREE HORIZON MONTESSORI CHARTER SCHOOL	3RD	0	1	1	0	1	0	1	2	6	12	24	
1420	JEFFERSON COUNTY R-1	3201	FREE HORIZON MONTESSORI CHARTER SCHOOL	4TH	0	0	1	0	1	2	0	1	3	6	29	
1420	JEFFERSON COUNTY R-1	3201	FREE HORIZON MONTESSORI CHARTER SCHOOL	5TH	0	0	0	0	0	0	0	3	7	5	15	



COLORADO DEPARTMENT OF EDUCATION
FALL 2007 PUPIL MEMBERSHIP BY DISTRICT, SCHOOL, GRADE, RACE/ETHNICITY, AND GENDER

District Code	DISTRICT	School Code	SCHOOL	GRADE	AMERICAN INDIAN OR ALASKAN NATIVE	AMERICAN INDIAN OR ALASKAN NATIVE	ASIAN OR PACIFIC ISLANDER	ASIAN OR PACIFIC ISLANDER	BLACK (NOT HISPANIC)	BLACK (NOT HISPANIC)	HISPANIC	HISPANIC	WHITE (NOT HISPANIC)	WHITE (NOT HISPANIC)	Total
					FEMALE	MALE	FEMALE	MALE	FEMALE	MALE	FEMALE	MALE	FEMALE	MALE	
1420	JEFFERSON COUNTY R-1	3201	FREE HORIZON MONTESSORI CHARTER SCHOOL	6TH	0	0	1	0	2	0	1	1	11	6	22
1420	JEFFERSON COUNTY R-1	3201	FREE HORIZON MONTESSORI CHARTER SCHOOL	SCHOOL 1	1	2	5	7	7	4	10	13	91	104	244
1420	JEFFERSON COUNTY R-1	3216	FREMONT ELEMENTARY SCHOOL	HALF DAY	0	0	1	1	2	1	1	4	13	24	47
1420	JEFFERSON COUNTY R-1	3216	FREMONT ELEMENTARY SCHOOL	KINDERG/	0	0	2	0	0	0	3	6	10	21	67
1420	JEFFERSON COUNTY R-1	3216	FREMONT ELEMENTARY SCHOOL	1ST	1	0	0	2	0	0	2	1	19	35	60
1420	JEFFERSON COUNTY R-1	3216	FREMONT ELEMENTARY SCHOOL	2ND	0	1	1	2	2	0	5	2	23	31	67
1420	JEFFERSON COUNTY R-1	3216	FREMONT ELEMENTARY SCHOOL	3RD	0	0	1	0	1	1	2	5	15	20	45
1420	JEFFERSON COUNTY R-1	3216	FREMONT ELEMENTARY SCHOOL	4TH	0	0	2	1	1	2	2	1	28	15	52
1420	JEFFERSON COUNTY R-1	3216	FREMONT ELEMENTARY SCHOOL	5TH	0	1	1	0	1	0	4	6	19	17	49
1420	JEFFERSON COUNTY R-1	3216	FREMONT ELEMENTARY SCHOOL	6TH	0	2	2	0	0	0	4	4	15	20	47
1420	JEFFERSON COUNTY R-1	3216	FREMONT ELEMENTARY SCHOOL	SCHOOL 1	1	4	10	6	7	4	20	26	138	172	388
1420	JEFFERSON COUNTY R-1	3250	NORMA ANDERSON PRESCHOOL	PK	3	0	3	3	1	3	9	9	37	41	107
1420	JEFFERSON COUNTY R-1	3250	NORMA ANDERSON PRESCHOOL	SCHOOL 1	1	0	3	3	1	3	9	9	37	41	107
1420	JEFFERSON COUNTY R-1	3450	GLENNON HEIGHTS ELEMENTARY SCHOOL	HALF DAY	0	0	2	0	0	0	4	3	10	12	32
1420	JEFFERSON COUNTY R-1	3450	GLENNON HEIGHTS ELEMENTARY SCHOOL	1ST	0	0	2	0	0	0	7	3	10	11	33
1420	JEFFERSON COUNTY R-1	3450	GLENNON HEIGHTS ELEMENTARY SCHOOL	2ND	0	1	1	1	0	0	6	6	9	23	47
1420	JEFFERSON COUNTY R-1	3450	GLENNON HEIGHTS ELEMENTARY SCHOOL	3RD	1	0	0	2	1	1	3	4	10	10	32
1420	JEFFERSON COUNTY R-1	3450	GLENNON HEIGHTS ELEMENTARY SCHOOL	4TH	0	1	0	2	2	0	5	3	14	16	43
1420	JEFFERSON COUNTY R-1	3450	GLENNON HEIGHTS ELEMENTARY SCHOOL	5TH	0	0	1	0	0	1	3	4	16	12	37
1420	JEFFERSON COUNTY R-1	3450	GLENNON HEIGHTS ELEMENTARY SCHOOL	6TH	0	0	0	1	0	0	3	4	7	9	24
1420	JEFFERSON COUNTY R-1	3450	GLENNON HEIGHTS ELEMENTARY SCHOOL	SCHOOL 1	2	2	6	6	3	2	31	27	76	93	248
1420	JEFFERSON COUNTY R-1	3502	GOLDEN HIGH SCHOOL	9TH	6	3	4	2	0	4	12	10	160	179	380
1420	JEFFERSON COUNTY R-1	3502	GOLDEN HIGH SCHOOL	10TH	2	3	7	3	3	2	23	16	136	167	360
1420	JEFFERSON COUNTY R-1	3502	GOLDEN HIGH SCHOOL	11TH	1	2	4	2	2	2	14	14	134	134	309
1420	JEFFERSON COUNTY R-1	3502	GOLDEN HIGH SCHOOL	12TH	1	0	5	5	0	0	12	14	125	118	280
1420	JEFFERSON COUNTY R-1	3502	GOLDEN HIGH SCHOOL	SCHOOL 1	10	6	20	12	5	8	61	54	555	598	1,329
1420	JEFFERSON COUNTY R-1	3536	GOVERNOR'S RANCH ELEMENTARY SCHOOL	HALF DAY	0	0	0	0	0	0	5	0	11	11	28
1420	JEFFERSON COUNTY R-1	3536	GOVERNOR'S RANCH ELEMENTARY SCHOOL	KINDERG/	1	0	2	0	0	0	2	2	13	15	35
1420	JEFFERSON COUNTY R-1	3536	GOVERNOR'S RANCH ELEMENTARY SCHOOL	1ST	0	0	2	1	1	1	2	4	29	33	73
1420	JEFFERSON COUNTY R-1	3536	GOVERNOR'S RANCH ELEMENTARY SCHOOL	2ND	0	1	3	1	2	1	4	4	24	27	67
1420	JEFFERSON COUNTY R-1	3536	GOVERNOR'S RANCH ELEMENTARY SCHOOL	3RD	0	0	1	3	1	1	3	3	33	28	73
1420	JEFFERSON COUNTY R-1	3536	GOVERNOR'S RANCH ELEMENTARY SCHOOL	4TH	0	0	3	1	0	0	2	6	37	34	83
1420	JEFFERSON COUNTY R-1	3536	GOVERNOR'S RANCH ELEMENTARY SCHOOL	5TH	1	0	3	0	0	2	6	7	30	29	78
1420	JEFFERSON COUNTY R-1	3536	GOVERNOR'S RANCH ELEMENTARY SCHOOL	6TH	0	0	1	0	0	0	1	2	23	21	48
1420	JEFFERSON COUNTY R-1	3536	GOVERNOR'S RANCH ELEMENTARY SCHOOL	SCHOOL 1	2	2	15	6	4	5	25	28	200	198	485
1420	JEFFERSON COUNTY R-1	3622	GREEN GABLES ELEMENTARY SCHOOL	HALF DAY	0	0	1	0	0	0	4	3	4	9	21
1420	JEFFERSON COUNTY R-1	3622	GREEN GABLES ELEMENTARY SCHOOL	KINDERG/	0	0	0	0	0	1	2	1	9	9	22
1420	JEFFERSON COUNTY R-1	3622	GREEN GABLES ELEMENTARY SCHOOL	1ST	0	0	1	0	0	0	5	8	16	13	44
1420	JEFFERSON COUNTY R-1	3622	GREEN GABLES ELEMENTARY SCHOOL	2ND	0	0	2	1	0	0	5	7	15	15	45
1420	JEFFERSON COUNTY R-1	3622	GREEN GABLES ELEMENTARY SCHOOL	3RD	1	0	1	1	0	0	6	7	26	19	61
1420	JEFFERSON COUNTY R-1	3622	GREEN GABLES ELEMENTARY SCHOOL	4TH	0	1	1	0	0	0	8	5	18	21	54
1420	JEFFERSON COUNTY R-1	3622	GREEN GABLES ELEMENTARY SCHOOL	5TH	0	0	3	1	0	0	7	5	16	19	51
1420	JEFFERSON COUNTY R-1	3622	GREEN GABLES ELEMENTARY SCHOOL	6TH	0	0	0	2	0	0	8	9	17	15	51
1420	JEFFERSON COUNTY R-1	3622	GREEN GABLES ELEMENTARY SCHOOL	SCHOOL 1	1	2	8	6	0	1	45	45	121	120	349
1420	JEFFERSON COUNTY R-1	3624	GREEN MOUNTAIN ELEMENTARY SCHOOL	PK	0	1	1	1	5	2	14	11	28	48	111
1420	JEFFERSON COUNTY R-1	3624	GREEN MOUNTAIN ELEMENTARY SCHOOL	HALF DAY	0	0	0	0	0	2	1	4	7	8	22
1420	JEFFERSON COUNTY R-1	3624	GREEN MOUNTAIN ELEMENTARY SCHOOL	KINDERG/	0	2	0	0	0	0	1	5	12	6	26
1420	JEFFERSON COUNTY R-1	3624	GREEN MOUNTAIN ELEMENTARY SCHOOL	1ST	1	0	1	1	0	0	5	8	12	22	50
1420	JEFFERSON COUNTY R-1	3624	GREEN MOUNTAIN ELEMENTARY SCHOOL	2ND	0	0	2	0	1	0	7	2	8	11	31
1420	JEFFERSON COUNTY R-1	3624	GREEN MOUNTAIN ELEMENTARY SCHOOL	3RD	0	0	2	0	0	0	3	4	12	12	33
1420	JEFFERSON COUNTY R-1	3624	GREEN MOUNTAIN ELEMENTARY SCHOOL	4TH	0	0	0	0	1	1	8	8	13	17	48
1420	JEFFERSON COUNTY R-1	3624	GREEN MOUNTAIN ELEMENTARY SCHOOL	5TH	0	0	0	2	0	0	6	12	11	13	44
1420	JEFFERSON COUNTY R-1	3624	GREEN MOUNTAIN ELEMENTARY SCHOOL	6TH	0	1	0	0	0	1	5	6	9	13	35
1420	JEFFERSON COUNTY R-1	3624	GREEN MOUNTAIN ELEMENTARY SCHOOL	SCHOOL 1	1	4	6	4	7	6	50	60	112	150	400
1420	JEFFERSON COUNTY R-1	3628	GREEN MOUNTAIN HIGH SCHOOL	9TH	0	0	5	5	2	1	32	25	155	153	378
1420	JEFFERSON COUNTY R-1	3628	GREEN MOUNTAIN HIGH SCHOOL	10TH	1	4	6	7	6	4	23	26	183	174	434
1420	JEFFERSON COUNTY R-1	3628	GREEN MOUNTAIN HIGH SCHOOL	11TH	1	2	4	7	4	2	19	29	172	159	399
1420	JEFFERSON COUNTY R-1	3628	GREEN MOUNTAIN HIGH SCHOOL	12TH	3	4	10	12	2	4	15	19	138	167	374
1420	JEFFERSON COUNTY R-1	3628	GREEN MOUNTAIN HIGH SCHOOL	SCHOOL 1	5	10	25	31	14	11	89	99	648	653	1,585
1420	JEFFERSON COUNTY R-1	3726	HACKBERRY HILL ELEMENTARY SCHOOL	HALF DAY	0	0	0	1	0	0	1	5	19	13	39
1420	JEFFERSON COUNTY R-1	3726	HACKBERRY HILL ELEMENTARY SCHOOL	1ST	0	0	2	2	1	0	2	5	18	27	57
1420	JEFFERSON COUNTY R-1	3726	HACKBERRY HILL ELEMENTARY SCHOOL	2ND	0	0	2	1	3	0	10	3	19	24	62
1420	JEFFERSON COUNTY R-1	3726	HACKBERRY HILL ELEMENTARY SCHOOL	3RD	0	0	3	0	1	1	5	9	23	27	69
1420	JEFFERSON COUNTY R-1	3726	HACKBERRY HILL ELEMENTARY SCHOOL	4TH	0	0	0	1	1	6	10	21	31	71	171
1420	JEFFERSON COUNTY R-1	3726	HACKBERRY HILL ELEMENTARY SCHOOL	5TH	0	1	0	2	0	0	7	7	28	31	76
1420	JEFFERSON COUNTY R-1	3726	HACKBERRY HILL ELEMENTARY SCHOOL	6TH	0	0	2	2	1	4	12	32	26	80	190
1420	JEFFERSON COUNTY R-1	3726	HACKBERRY HILL ELEMENTARY SCHOOL	SCHOOL 1	0	1	9	9	7	3	35	51	160	179	454




COLORADO DEPARTMENT OF EDUCATION
FALL 2007 PUPIL MEMBERSHIP BY DISTRICT, SCHOOL, GRADE, RACE/ETHNICITY, AND GENDER

District Code	DISTRICT	School Code	SCHOOL	GRADE	AMERICAN INDIAN OR ALASKAN NATIVE	AMERICAN INDIAN OR ALASKAN NATIVE	ASIAN OR PACIFIC ISLANDER	ASIAN OR PACIFIC ISLANDER	BLACK (NOT HISPANIC)	BLACK (NOT HISPANIC)	HISPANIC	HISPANIC	WHITE (NOT HISPANIC)	WHITE (NOT HISPANIC)	Total	
					FEMALE	MALE	FEMALE	MALE	FEMALE	MALE	FEMALE	MALE	FEMALE	MALE		
1420	JEFFERSON COUNTY R-1	4077	HOME OPTIONS SCHOOL	1ST	0	0	0	0	0	0	0	0	1	1	2	
1420	JEFFERSON COUNTY R-1	4077	HOME OPTIONS SCHOOL	2ND	0	0	0	0	0	0	0	0	1	1	2	
1420	JEFFERSON COUNTY R-1	4077	HOME OPTIONS SCHOOL	3RD	0	0	0	0	0	0	0	0	0	1	1	
1420	JEFFERSON COUNTY R-1	4077	HOME OPTIONS SCHOOL	4TH	0	0	0	0	0	0	0	0	1	1	2	
1420	JEFFERSON COUNTY R-1	4077	HOME OPTIONS SCHOOL	5TH	0	0	0	0	0	0	1	0	1	1	3	
1420	JEFFERSON COUNTY R-1	4077	HOME OPTIONS SCHOOL	6TH	0	0	0	0	0	2	1	8	5	16	7	
1420	JEFFERSON COUNTY R-1	4077	HOME OPTIONS SCHOOL	7TH	0	0	0	0	0	0	0	4	3	7	7	
1420	JEFFERSON COUNTY R-1	4077	HOME OPTIONS SCHOOL	8TH	0	0	0	0	0	2	0	2	1	5	5	
1420	JEFFERSON COUNTY R-1	4077	HOME OPTIONS SCHOOL	9TH	0	0	0	0	0	0	0	4	4	8	8	
1420	JEFFERSON COUNTY R-1	4077	HOME OPTIONS SCHOOL	10TH	0	0	0	0	0	0	1	1	3	5	5	
1420	JEFFERSON COUNTY R-1	4077	HOME OPTIONS SCHOOL	11TH	0	0	0	0	2	0	0	3	4	9	9	
1420	JEFFERSON COUNTY R-1	4077	HOME OPTIONS SCHOOL	12TH	0	0	0	0	0	0	0	3	0	3	3	
1420	JEFFERSON COUNTY R-1	4077	HOME OPTIONS SCHOOL	SCHOOL 1	0	0	0	0	2	0	5	2	29	25	63	
1420	JEFFERSON COUNTY R-1	4190	HUTCHINSON ELEMENTARY SCHOOL	HALF DAY	0	0	0	1	0	0	0	16	6	23	23	
1420	JEFFERSON COUNTY R-1	4190	HUTCHINSON ELEMENTARY SCHOOL	KINDERG/	0	0	0	0	0	0	0	11	11	22	22	
1420	JEFFERSON COUNTY R-1	4190	HUTCHINSON ELEMENTARY SCHOOL	1ST	0	0	0	0	1	6	3	21	25	57	57	
1420	JEFFERSON COUNTY R-1	4190	HUTCHINSON ELEMENTARY SCHOOL	2ND	0	0	3	1	1	2	1	23	19	53	53	
1420	JEFFERSON COUNTY R-1	4190	HUTCHINSON ELEMENTARY SCHOOL	3RD	1	1	0	0	0	2	0	29	27	61	61	
1420	JEFFERSON COUNTY R-1	4190	HUTCHINSON ELEMENTARY SCHOOL	4TH	0	0	2	2	1	3	2	20	18	50	50	
1420	JEFFERSON COUNTY R-1	4190	HUTCHINSON ELEMENTARY SCHOOL	5TH	0	1	0	2	1	0	2	22	23	53	53	
1420	JEFFERSON COUNTY R-1	4190	HUTCHINSON ELEMENTARY SCHOOL	6TH	0	0	2	4	0	1	3	27	24	63	63	
1420	JEFFERSON COUNTY R-1	4190	HUTCHINSON ELEMENTARY SCHOOL	SCHOOL 1	1	2	8	10	4	7	16	12	169	153	382	
1420	JEFFERSON COUNTY R-1	4402	JEFFERSON ACADEMY CHARTER SCHOOL	HALF DAY	0	0	2	1	0	1	2	21	15	42	42	
1420	JEFFERSON COUNTY R-1	4402	JEFFERSON ACADEMY CHARTER SCHOOL	1ST	0	0	1	1	1	0	18	30	54	54	54	
1420	JEFFERSON COUNTY R-1	4402	JEFFERSON ACADEMY CHARTER SCHOOL	2ND	0	0	3	2	0	1	23	25	55	55	55	
1420	JEFFERSON COUNTY R-1	4402	JEFFERSON ACADEMY CHARTER SCHOOL	3RD	0	0	4	1	1	0	3	23	20	55	55	
1420	JEFFERSON COUNTY R-1	4402	JEFFERSON ACADEMY CHARTER SCHOOL	4TH	0	0	2	1	0	1	0	23	27	54	54	
1420	JEFFERSON COUNTY R-1	4402	JEFFERSON ACADEMY CHARTER SCHOOL	5TH	0	0	0	1	0	0	33	19	54	54	54	
1420	JEFFERSON COUNTY R-1	4402	JEFFERSON ACADEMY CHARTER SCHOOL	6TH	0	0	3	1	0	1	1	18	28	54	54	
1420	JEFFERSON COUNTY R-1	4402	JEFFERSON ACADEMY CHARTER SCHOOL	SCHOOL 1	0	0	15	8	2	4	8	8	159	164	368	
1420	JEFFERSON COUNTY R-1	4404	JEFFERSON CHARTER ACADEMY JUNIOR HIGH SCHOOL	7TH	0	0	1	1	0	1	4	2	36	27	72	72
1420	JEFFERSON COUNTY R-1	4404	JEFFERSON CHARTER ACADEMY JUNIOR HIGH SCHOOL	8TH	0	0	1	1	0	2	5	3	36	33	80	80
1420	JEFFERSON COUNTY R-1	4404	JEFFERSON CHARTER ACADEMY JUNIOR HIGH SCHOOL	SCHOOL 1	0	0	1	2	0	3	9	5	72	60	152	152
1420	JEFFERSON COUNTY R-1	4410	JEFFERSON CHARTER ACADEMY SENIOR HIGH SCHOOL	9TH	0	0	1	2	0	0	5	3	40	35	86	86
1420	JEFFERSON COUNTY R-1	4410	JEFFERSON CHARTER ACADEMY SENIOR HIGH SCHOOL	10TH	0	0	0	1	0	4	3	19	41	71	71	71
1420	JEFFERSON COUNTY R-1	4410	JEFFERSON CHARTER ACADEMY SENIOR HIGH SCHOOL	11TH	0	0	1	1	0	1	2	28	28	62	62	62
1420	JEFFERSON COUNTY R-1	4410	JEFFERSON CHARTER ACADEMY SENIOR HIGH SCHOOL	12TH	0	0	0	0	2	1	3	24	18	48	48	48
1420	JEFFERSON COUNTY R-1	4410	JEFFERSON CHARTER ACADEMY SENIOR HIGH SCHOOL	SCHOOL 1	0	1	1	4	0	7	10	11	111	122	267	267
1420	JEFFERSON COUNTY R-1	4422	JEFFERSON HIGH SCHOOL	9TH	1	3	0	0	5	3	71	68	24	20	195	195
1420	JEFFERSON COUNTY R-1	4422	JEFFERSON HIGH SCHOOL	10TH	0	1	0	2	0	1	74	85	17	22	202	202
1420	JEFFERSON COUNTY R-1	4422	JEFFERSON HIGH SCHOOL	11TH	3	5	2	1	2	6	66	56	26	25	192	192
1420	JEFFERSON COUNTY R-1	4422	JEFFERSON HIGH SCHOOL	12TH	0	0	2	3	0	2	37	35	10	9	98	98
1420	JEFFERSON COUNTY R-1	4422	JEFFERSON HIGH SCHOOL	SCHOOL 1	4	9	4	6	7	12	248	244	77	76	687	687
1420	JEFFERSON COUNTY R-1	4478	SHERIDAN GREEN ELEMENTARY SCHOOL	HALF DAY	0	0	1	1	0	0	5	8	15	11	41	41
1420	JEFFERSON COUNTY R-1	4478	SHERIDAN GREEN ELEMENTARY SCHOOL	KINDERG/	0	0	0	2	0	0	1	3	8	6	20	20
1420	JEFFERSON COUNTY R-1	4478	SHERIDAN GREEN ELEMENTARY SCHOOL	1ST	1	3	3	3	0	1	2	4	27	23	67	67
1420	JEFFERSON COUNTY R-1	4478	SHERIDAN GREEN ELEMENTARY SCHOOL	2ND	0	0	2	2	0	1	6	4	13	19	47	47
1420	JEFFERSON COUNTY R-1	4478	SHERIDAN GREEN ELEMENTARY SCHOOL	3RD	0	1	2	1	0	3	5	8	21	16	57	57
1420	JEFFERSON COUNTY R-1	4478	SHERIDAN GREEN ELEMENTARY SCHOOL	4TH	0	0	3	2	0	1	10	4	14	20	54	54
1420	JEFFERSON COUNTY R-1	4478	SHERIDAN GREEN ELEMENTARY SCHOOL	5TH	0	0	1	3	0	0	2	2	17	16	41	41
1420	JEFFERSON COUNTY R-1	4478	SHERIDAN GREEN ELEMENTARY SCHOOL	6TH	0	1	1	3	1	1	6	7	12	25	57	57
1420	JEFFERSON COUNTY R-1	4478	SHERIDAN GREEN ELEMENTARY SCHOOL	SCHOOL 1	1	5	13	17	1	7	37	40	127	136	384	384
1420	JEFFERSON COUNTY R-1	4548	KEN CARYL MIDDLE SCHOOL	7TH	2	0	7	2	0	3	17	11	120	123	285	285
1420	JEFFERSON COUNTY R-1	4548	KEN CARYL MIDDLE SCHOOL	8TH	0	2	12	6	3	3	12	17	145	132	332	332
1420	JEFFERSON COUNTY R-1	4548	KEN CARYL MIDDLE SCHOOL	SCHOOL 1	2	2	19	8	3	6	29	28	265	255	617	617
1420	JEFFERSON COUNTY R-1	4549	KENDALLVUE ELEMENTARY SCHOOL	PK	0	0	1	1	0	0	6	4	28	35	75	75
1420	JEFFERSON COUNTY R-1	4549	KENDALLVUE ELEMENTARY SCHOOL	HALF DAY	0	0	0	0	0	0	7	1	19	15	42	42
1420	JEFFERSON COUNTY R-1	4549	KENDALLVUE ELEMENTARY SCHOOL	KINDERG/	0	0	0	0	0	0	1	1	7	13	22	22
1420	JEFFERSON COUNTY R-1	4549	KENDALLVUE ELEMENTARY SCHOOL	1ST	1	0	1	0	0	0	8	4	22	25	61	61
1420	JEFFERSON COUNTY R-1	4549	KENDALLVUE ELEMENTARY SCHOOL	2ND	0	0	0	0	0	0	4	6	19	30	59	59
1420	JEFFERSON COUNTY R-1	4549	KENDALLVUE ELEMENTARY SCHOOL	3RD	0	0	0	0	1	1	6	13	25	25	71	71
1420	JEFFERSON COUNTY R-1	4549	KENDALLVUE ELEMENTARY SCHOOL	4TH	2	1	0	1	0	3	9	34	25	75	75	75
1420	JEFFERSON COUNTY R-1	4549	KENDALLVUE ELEMENTARY SCHOOL	5TH	0	0	0	2	0	0	11	7	18	34	72	72
1420	JEFFERSON COUNTY R-1	4549	KENDALLVUE ELEMENTARY SCHOOL	6TH	0	3	0	0	1	0	6	5	27	31	73	73
1420	JEFFERSON COUNTY R-1	4549	KENDALLVUE ELEMENTARY SCHOOL	SCHOOL 1	3	4	1	4	3	1	52	50	199	233	550	550
1420	JEFFERSON COUNTY R-1	4550	KENDRICK LAKES ELEMENTARY SCHOOL	HALF DAY	0	0	1	0	0	0	0	4	13	11	29	29
1420	JEFFERSON COUNTY R-1	4550	KENDRICK LAKES ELEMENTARY SCHOOL	1ST	0	0	0	0	0	0	2	6	24	17	49	49

COLORADO DEPARTMENT OF EDUCATION
FALL 2007 PUPIL MEMBERSHIP BY DISTRICT, SCHOOL, GRADE, RACE/ETHNICITY, AND GENDER

District Code	DISTRICT	School Code	SCHOOL	GRADE	AMERICAN INDIAN OR ALASKAN NATIVE		ASIAN OR PACIFIC ISLANDER		BLACK (NOT HISPANIC)		HISPANIC		WHITE (NOT HISPANIC)		Total
					FEMALE	MALE	FEMALE	MALE	FEMALE	MALE	FEMALE	MALE	FEMALE	MALE	
1420	JEFFERSON COUNTY R-1	4550	KENDRICK LAKES ELEMENTARY SCHOOL	2ND	0	0	0	2	0	1	5	5	16	19	48
1420	JEFFERSON COUNTY R-1	4550	KENDRICK LAKES ELEMENTARY SCHOOL	3RD	1	0	0	2	2	0	4	2	27	16	54
1420	JEFFERSON COUNTY R-1	4550	KENDRICK LAKES ELEMENTARY SCHOOL	4TH	0	1	0	2	1	0	7	7	16	20	54
1420	JEFFERSON COUNTY R-1	4550	KENDRICK LAKES ELEMENTARY SCHOOL	5TH	0	0	2	1	0	3	5	4	19	23	57
1420	JEFFERSON COUNTY R-1	4550	KENDRICK LAKES ELEMENTARY SCHOOL	6TH	1	0	1	3	0	0	6	3	13	28	55
1420	JEFFERSON COUNTY R-1	4550	KENDRICK LAKES ELEMENTARY SCHOOL	SCHOOL 1	2	1	4	10	3	4	29	31	128	134	346
1420	JEFFERSON COUNTY R-1	4798	JOHNSON INTERVENTION	7TH	0	0	0	0	0	0	0	1	1	4	6
1420	JEFFERSON COUNTY R-1	4798	JOHNSON INTERVENTION	8TH	0	0	0	0	0	0	0	4	4	11	19
1420	JEFFERSON COUNTY R-1	4798	JOHNSON INTERVENTION	9TH	1	0	0	0	0	0	1	4	8	13	27
1420	JEFFERSON COUNTY R-1	4798	JOHNSON INTERVENTION	SCHOOL 1	1	0	0	0	0	0	1	9	13	28	52
1420	JEFFERSON COUNTY R-1	4802	KULLERSTRAND ELEMENTARY SCHOOL	KINDERG/	0	0	1	1	0	0	3	10	12	14	41
1420	JEFFERSON COUNTY R-1	4802	KULLERSTRAND ELEMENTARY SCHOOL	1ST	0	0	0	0	0	0	7	7	11	14	39
1420	JEFFERSON COUNTY R-1	4802	KULLERSTRAND ELEMENTARY SCHOOL	2ND	3	0	0	0	2	0	8	4	7	11	35
1420	JEFFERSON COUNTY R-1	4802	KULLERSTRAND ELEMENTARY SCHOOL	3RD	2	0	0	0	2	8	4	4	16	36	36
1420	JEFFERSON COUNTY R-1	4802	KULLERSTRAND ELEMENTARY SCHOOL	4TH	1	0	0	0	1	0	6	4	11	13	36
1420	JEFFERSON COUNTY R-1	4802	KULLERSTRAND ELEMENTARY SCHOOL	5TH	0	0	0	0	0	7	6	11	11	35	35
1420	JEFFERSON COUNTY R-1	4802	KULLERSTRAND ELEMENTARY SCHOOL	6TH	0	0	1	1	1	0	7	6	7	9	32
1420	JEFFERSON COUNTY R-1	4802	KULLERSTRAND ELEMENTARY SCHOOL	SCHOOL 1	6	0	2	2	4	2	46	41	63	88	254
1420	JEFFERSON COUNTY R-1	4830	KYFFIN ELEMENTARY SCHOOL	HALF DAY	0	0	1	0	0	0	0	2	6	6	15
1420	JEFFERSON COUNTY R-1	4830	KYFFIN ELEMENTARY SCHOOL	KINDERG/	0	0	3	3	1	0	1	0	30	26	64
1420	JEFFERSON COUNTY R-1	4830	KYFFIN ELEMENTARY SCHOOL	1ST	0	0	5	3	1	0	2	3	25	39	78
1420	JEFFERSON COUNTY R-1	4830	KYFFIN ELEMENTARY SCHOOL	2ND	0	0	2	4	0	1	0	4	47	36	94
1420	JEFFERSON COUNTY R-1	4830	KYFFIN ELEMENTARY SCHOOL	3RD	0	0	4	4	2	1	3	1	38	35	88
1420	JEFFERSON COUNTY R-1	4830	KYFFIN ELEMENTARY SCHOOL	4TH	0	0	2	3	2	2	2	2	34	44	91
1420	JEFFERSON COUNTY R-1	4830	KYFFIN ELEMENTARY SCHOOL	5TH	0	0	3	4	0	0	3	1	33	30	74
1420	JEFFERSON COUNTY R-1	4830	KYFFIN ELEMENTARY SCHOOL	6TH	0	0	4	4	1	1	3	0	39	42	94
1420	JEFFERSON COUNTY R-1	4830	KYFFIN ELEMENTARY SCHOOL	SCHOOL 1	0	0	24	25	7	5	14	13	252	258	598
1420	JEFFERSON COUNTY R-1	4942	LAKEWOOD HIGH SCHOOL	9TH	4	6	12	16	6	8	67	62	181	170	532
1420	JEFFERSON COUNTY R-1	4942	LAKEWOOD HIGH SCHOOL	10TH	2	4	16	14	6	4	43	37	165	160	448
1420	JEFFERSON COUNTY R-1	4942	LAKEWOOD HIGH SCHOOL	11TH	4	2	15	13	4	8	55	42	170	151	464
1420	JEFFERSON COUNTY R-1	4942	LAKEWOOD HIGH SCHOOL	12TH	1	1	13	14	5	1	29	39	177	148	428
1420	JEFFERSON COUNTY R-1	4942	LAKEWOOD HIGH SCHOOL	SCHOOL 1	11	10	56	57	21	21	194	180	693	629	1,872
1420	JEFFERSON COUNTY R-1	5004	LASLEY ELEMENTARY SCHOOL	KINDERG/	0	0	2	5	0	2	33	32	14	18	106
1420	JEFFERSON COUNTY R-1	5004	LASLEY ELEMENTARY SCHOOL	1ST	2	1	3	5	0	0	25	39	11	21	107
1420	JEFFERSON COUNTY R-1	5004	LASLEY ELEMENTARY SCHOOL	2ND	0	0	6	2	1	0	39	18	9	8	84
1420	JEFFERSON COUNTY R-1	5004	LASLEY ELEMENTARY SCHOOL	3RD	0	0	5	3	1	1	33	30	16	17	106
1420	JEFFERSON COUNTY R-1	5004	LASLEY ELEMENTARY SCHOOL	4TH	1	1	5	6	2	2	31	39	14	16	117
1420	JEFFERSON COUNTY R-1	5004	LASLEY ELEMENTARY SCHOOL	5TH	0	0	4	3	0	0	23	28	11	14	83
1420	JEFFERSON COUNTY R-1	5004	LASLEY ELEMENTARY SCHOOL	6TH	0	1	2	7	1	0	32	30	13	18	104
1420	JEFFERSON COUNTY R-1	5004	LASLEY ELEMENTARY SCHOOL	SCHOOL 1	4	3	27	31	5	5	216	216	88	112	707
1420	JEFFERSON COUNTY R-1	5024	LAWRENCE ELEMENTARY SCHOOL	PK	0	0	1	0	0	0	4	11	12	16	44
1420	JEFFERSON COUNTY R-1	5024	LAWRENCE ELEMENTARY SCHOOL	KINDERG/	1	0	1	1	1	3	10	12	16	20	65
1420	JEFFERSON COUNTY R-1	5024	LAWRENCE ELEMENTARY SCHOOL	1ST	0	1	1	0	0	1	8	6	20	27	64
1420	JEFFERSON COUNTY R-1	5024	LAWRENCE ELEMENTARY SCHOOL	2ND	3	5	0	0	1	0	9	3	22	20	63
1420	JEFFERSON COUNTY R-1	5024	LAWRENCE ELEMENTARY SCHOOL	3RD	1	0	0	0	0	0	6	9	14	12	42
1420	JEFFERSON COUNTY R-1	5024	LAWRENCE ELEMENTARY SCHOOL	4TH	0	3	0	0	0	1	3	6	23	18	57
1420	JEFFERSON COUNTY R-1	5024	LAWRENCE ELEMENTARY SCHOOL	5TH	1	3	2	0	0	1	6	6	9	16	44
1420	JEFFERSON COUNTY R-1	5024	LAWRENCE ELEMENTARY SCHOOL	6TH	3	0	1	0	1	1	6	7	15	10	44
1420	JEFFERSON COUNTY R-1	5024	LAWRENCE ELEMENTARY SCHOOL	SCHOOL 1	12	12	6	1	4	6	52	60	131	139	423
1420	JEFFERSON COUNTY R-1	5036	LEAWOOD ELEMENTARY SCHOOL	PK	0	1	0	1	0	1	5	2	9	15	34
1420	JEFFERSON COUNTY R-1	5036	LEAWOOD ELEMENTARY SCHOOL	HALF DAY	0	0	0	2	0	0	0	1	21	16	40
1420	JEFFERSON COUNTY R-1	5036	LEAWOOD ELEMENTARY SCHOOL	1ST	0	0	3	1	0	1	2	2	23	17	49
1420	JEFFERSON COUNTY R-1	5036	LEAWOOD ELEMENTARY SCHOOL	2ND	0	0	3	0	1	0	5	4	21	20	54
1420	JEFFERSON COUNTY R-1	5036	LEAWOOD ELEMENTARY SCHOOL	3RD	0	0	0	1	0	0	7	2	13	21	44
1420	JEFFERSON COUNTY R-1	5036	LEAWOOD ELEMENTARY SCHOOL	4TH	0	0	1	1	0	2	4	6	13	15	42
1420	JEFFERSON COUNTY R-1	5036	LEAWOOD ELEMENTARY SCHOOL	5TH	0	0	0	0	0	0	4	3	13	22	42
1420	JEFFERSON COUNTY R-1	5036	LEAWOOD ELEMENTARY SCHOOL	6TH	0	0	1	1	1	0	4	1	26	17	51
1420	JEFFERSON COUNTY R-1	5036	LEAWOOD ELEMENTARY SCHOOL	SCHOOL 1	0	0	9	6	3	4	31	21	139	143	356
1420	JEFFERSON COUNTY R-1	5145	LINCOLN CHARTER ACADEMY	HALF DAY	0	0	0	2	0	0	3	2	24	25	56
1420	JEFFERSON COUNTY R-1	5145	LINCOLN CHARTER ACADEMY	1ST	0	1	2	1	1	1	4	4	20	23	57
1420	JEFFERSON COUNTY R-1	5145	LINCOLN CHARTER ACADEMY	2ND	0	0	0	0	0	1	5	3	20	29	58
1420	JEFFERSON COUNTY R-1	5145	LINCOLN CHARTER ACADEMY	3RD	0	0	1	1	0	0	4	2	25	23	56
1420	JEFFERSON COUNTY R-1	5145	LINCOLN CHARTER ACADEMY	4TH	1	1	1	1	1	1	4	5	17	24	56
1420	JEFFERSON COUNTY R-1	5145	LINCOLN CHARTER ACADEMY	5TH	0	0	0	1	1	0	3	4	24	24	57
1420	JEFFERSON COUNTY R-1	5145	LINCOLN CHARTER ACADEMY	6TH	0	0	0	2	0	0	2	4	22	25	55
1420	JEFFERSON COUNTY R-1	5145	LINCOLN CHARTER ACADEMY	7TH	0	0	2	0	0	0	2	3	22	16	45
1420	JEFFERSON COUNTY R-1	5145	LINCOLN CHARTER ACADEMY	8TH	1	0	1	0	0	0	5	3	16	10	36




COLORADO DEPARTMENT OF EDUCATION
FALL 2007 PUPIL MEMBERSHIP BY DISTRICT, SCHOOL, GRADE, RACE/ETHNICITY, AND GENDER

District Code	DISTRICT	School Code	SCHOOL	GRADE	AMERICAN INDIAN OR ALASKAN NATIVE		AMERICAN INDIAN OR ALASKAN NATIVE		ASIAN OR PACIFIC ISLANDER		ASIAN OR PACIFIC ISLANDER		BLACK (NOT HISPANIC)		BLACK (NOT HISPANIC)		WHITE (NOT HISPANIC)		WHITE (NOT HISPANIC)		Total
					FEMALE	MALE	FEMALE	MALE	FEMALE	MALE	FEMALE	MALE	FEMALE	MALE	FEMALE	MALE	FEMALE	MALE	FEMALE	MALE	
1420	JEFFERSON COUNTY R-1	5145	LINCOLN CHARTER ACADEMY	SCHOOL 1	2	2	7	8	3	3	32	30	190	199	476						
1420	JEFFERSON COUNTY R-1	5222	LITTLE ELEMENTARY SCHOOL	HALF DAY	0	0	0	1	1	0	8	4	20	20	54						
1420	JEFFERSON COUNTY R-1	5222	LITTLE ELEMENTARY SCHOOL	1ST	0	0	1	2	0	1	9	3	16	24	56						
1420	JEFFERSON COUNTY R-1	5222	LITTLE ELEMENTARY SCHOOL	2ND	0	1	1	2	0	2	8	9	15	16	54						
1420	JEFFERSON COUNTY R-1	5222	LITTLE ELEMENTARY SCHOOL	3RD	0	0	1	1	2	0	8	8	18	23	61						
1420	JEFFERSON COUNTY R-1	5222	LITTLE ELEMENTARY SCHOOL	4TH	0	0	4	0	1	0	7	9	18	19	58						
1420	JEFFERSON COUNTY R-1	5222	LITTLE ELEMENTARY SCHOOL	5TH	0	1	0	1	1	0	8	7	9	17	44						
1420	JEFFERSON COUNTY R-1	5222	LITTLE ELEMENTARY SCHOOL	6TH	2	0	3	3	2	1	7	8	26	20	72						
1420	JEFFERSON COUNTY R-1	5222	LITTLE ELEMENTARY SCHOOL	SCHOOL 1	2	2	10	10	7	4	55	48	122	139	399						
1420	JEFFERSON COUNTY R-1	5350	LUKAS ELEMENTARY SCHOOL	HALF DAY	0	0	0	1	0	1	3	2	17	24	48						
1420	JEFFERSON COUNTY R-1	5350	LUKAS ELEMENTARY SCHOOL	KINDERG/	0	0	1	1	0	0	0	0	10	12	24						
1420	JEFFERSON COUNTY R-1	5350	LUKAS ELEMENTARY SCHOOL	1ST	0	0	2	1	1	0	7	4	21	34	71						
1420	JEFFERSON COUNTY R-1	5350	LUKAS ELEMENTARY SCHOOL	2ND	0	0	1	2	2	0	5	4	33	34	81						
1420	JEFFERSON COUNTY R-1	5350	LUKAS ELEMENTARY SCHOOL	3RD	1	0	1	1	1	1	5	7	23	28	68						
1420	JEFFERSON COUNTY R-1	5350	LUKAS ELEMENTARY SCHOOL	4TH	1	0	0	2	0	2	1	5	35	26	72						
1420	JEFFERSON COUNTY R-1	5350	LUKAS ELEMENTARY SCHOOL	5TH	0	0	3	2	0	1	6	32	29	74	172						
1420	JEFFERSON COUNTY R-1	5350	LUKAS ELEMENTARY SCHOOL	6TH	0	0	2	3	2	1	2	7	45	26	88						
1420	JEFFERSON COUNTY R-1	5350	LUKAS ELEMENTARY SCHOOL	SCHOOL 1	2	0	10	13	6	7	24	35	216	213	526						
1420	JEFFERSON COUNTY R-1	5354	LUMBERG ELEMENTARY SCHOOL	HALF DAY	1	0	0	0	0	4	33	7	6	8	89						
1420	JEFFERSON COUNTY R-1	5354	LUMBERG ELEMENTARY SCHOOL	1ST	1	0	0	0	0	1	37	28	7	8	82						
1420	JEFFERSON COUNTY R-1	5354	LUMBERG ELEMENTARY SCHOOL	2ND	1	1	2	1	1	4	26	28	8	9	81						
1420	JEFFERSON COUNTY R-1	5354	LUMBERG ELEMENTARY SCHOOL	3RD	2	0	0	0	2	2	34	32	6	6	84						
1420	JEFFERSON COUNTY R-1	5354	LUMBERG ELEMENTARY SCHOOL	4TH	2	0	1	0	0	4	27	24	3	4	65						
1420	JEFFERSON COUNTY R-1	5354	LUMBERG ELEMENTARY SCHOOL	5TH	0	0	1	1	2	1	26	33	6	7	77						
1420	JEFFERSON COUNTY R-1	5354	LUMBERG ELEMENTARY SCHOOL	6TH	0	0	0	0	3	4	20	30	6	9	72						
1420	JEFFERSON COUNTY R-1	5354	LUMBERG ELEMENTARY SCHOOL	SCHOOL 1	4	7	4	2	8	20	203	212	42	51	550						
1420	JEFFERSON COUNTY R-1	5415	ROCKY MOUNTAIN DEAF SCHOOL	PK	0	0	1	0	0	0	2	2	5	2	12						
1420	JEFFERSON COUNTY R-1	5415	ROCKY MOUNTAIN DEAF SCHOOL	KINDERG/	0	0	0	1	0	0	0	0	1	2	4						
1420	JEFFERSON COUNTY R-1	5415	ROCKY MOUNTAIN DEAF SCHOOL	2ND	0	0	0	0	0	1	0	1	0	2	4						
1420	JEFFERSON COUNTY R-1	5415	ROCKY MOUNTAIN DEAF SCHOOL	3RD	0	0	0	0	0	0	1	1	0	2	4						
1420	JEFFERSON COUNTY R-1	5415	ROCKY MOUNTAIN DEAF SCHOOL	4TH	0	0	0	0	0	0	0	0	3	1	4						
1420	JEFFERSON COUNTY R-1	5415	ROCKY MOUNTAIN DEAF SCHOOL	5TH	0	0	0	0	1	0	0	1	5	1	8						
1420	JEFFERSON COUNTY R-1	5415	ROCKY MOUNTAIN DEAF SCHOOL	6TH	0	0	0	0	0	0	0	0	0	3	3						
1420	JEFFERSON COUNTY R-1	5415	ROCKY MOUNTAIN DEAF SCHOOL	SCHOOL 1	0	1	1	1	1	3	5	14	13	39	87						
1420	JEFFERSON COUNTY R-1	5454	MANDALAY MIDDLE SCHOOL	7TH	3	3	9	11	3	2	22	20	77	82	230						
1420	JEFFERSON COUNTY R-1	5454	MANDALAY MIDDLE SCHOOL	8TH	2	1	7	7	2	2	17	16	84	81	219						
1420	JEFFERSON COUNTY R-1	5454	MANDALAY MIDDLE SCHOOL	SCHOOL 1	5	2	16	18	5	4	39	36	161	163	449						
1420	JEFFERSON COUNTY R-1	5472	MANNING OPTIONS SCHOOL	7TH	4	5	5	9	1	4	5	93	92	214	476						
1420	JEFFERSON COUNTY R-1	5472	MANNING OPTIONS SCHOOL	8TH	1	0	5	1	1	0	6	3	99	87	203						
1420	JEFFERSON COUNTY R-1	5472	MANNING OPTIONS SCHOOL	SCHOOL 1	1	4	10	10	2	1	10	8	192	179	417						
1420	JEFFERSON COUNTY R-1	5524	MAPLE GROVE ELEMENTARY SCHOOL	HALF DAY	0	0	0	0	0	0	2	0	10	7	19						
1420	JEFFERSON COUNTY R-1	5524	MAPLE GROVE ELEMENTARY SCHOOL	KINDERG/	0	0	1	0	0	0	0	1	10	11	23						
1420	JEFFERSON COUNTY R-1	5524	MAPLE GROVE ELEMENTARY SCHOOL	1ST	0	0	1	2	1	0	3	4	22	24	57						
1420	JEFFERSON COUNTY R-1	5524	MAPLE GROVE ELEMENTARY SCHOOL	2ND	0	2	1	0	1	0	2	3	17	31	57						
1420	JEFFERSON COUNTY R-1	5524	MAPLE GROVE ELEMENTARY SCHOOL	3RD	0	0	0	0	1	1	2	0	32	26	62						
1420	JEFFERSON COUNTY R-1	5524	MAPLE GROVE ELEMENTARY SCHOOL	4TH	0	0	0	1	1	0	4	2	24	25	57						
1420	JEFFERSON COUNTY R-1	5524	MAPLE GROVE ELEMENTARY SCHOOL	5TH	1	0	1	0	1	1	1	0	25	24	54						
1420	JEFFERSON COUNTY R-1	5524	MAPLE GROVE ELEMENTARY SCHOOL	6TH	0	0	1	0	2	0	4	2	26	28	63						
1420	JEFFERSON COUNTY R-1	5524	MAPLE GROVE ELEMENTARY SCHOOL	SCHOOL 1	1	2	5	3	7	2	18	12	166	176	392						
1420	JEFFERSON COUNTY R-1	5580	MARSHDALE ELEMENTARY SCHOOL	HALF DAY	0	0	0	0	0	0	1	0	18	17	36						
1420	JEFFERSON COUNTY R-1	5580	MARSHDALE ELEMENTARY SCHOOL	KINDERG/	0	0	0	0	0	0	0	1	6	14	21						
1420	JEFFERSON COUNTY R-1	5580	MARSHDALE ELEMENTARY SCHOOL	1ST	1	0	2	0	0	0	1	0	31	22	57						
1420	JEFFERSON COUNTY R-1	5580	MARSHDALE ELEMENTARY SCHOOL	2ND	1	1	2	1	0	1	4	1	29	23	63						
1420	JEFFERSON COUNTY R-1	5580	MARSHDALE ELEMENTARY SCHOOL	3RD	0	1	0	0	0	0	1	0	23	24	49						
1420	JEFFERSON COUNTY R-1	5580	MARSHDALE ELEMENTARY SCHOOL	4TH	0	0	3	0	0	0	1	1	20	39	64						
1420	JEFFERSON COUNTY R-1	5580	MARSHDALE ELEMENTARY SCHOOL	5TH	0	3	1	0	0	0	1	1	33	42	80						
1420	JEFFERSON COUNTY R-1	5580	MARSHDALE ELEMENTARY SCHOOL	SCHOOL 1	2	5	8	1	0	1	8	4	160	181	370						
1420	JEFFERSON COUNTY R-1	5596	MARTENSEN ELEMENTARY SCHOOL	PK	0	1	1	0	0	2	6	5	14	10	39						
1420	JEFFERSON COUNTY R-1	5596	MARTENSEN ELEMENTARY SCHOOL	HALF DAY	0	0	1	1	0	0	6	6	2	8	24						
1420	JEFFERSON COUNTY R-1	5596	MARTENSEN ELEMENTARY SCHOOL	1ST	0	1	0	0	0	0	6	6	10	29	60						
1420	JEFFERSON COUNTY R-1	5596	MARTENSEN ELEMENTARY SCHOOL	2ND	1	0	2	0	0	0	6	4	8	7	28						
1420	JEFFERSON COUNTY R-1	5596	MARTENSEN ELEMENTARY SCHOOL	3RD	2	1	1	0	1	0	4	7	3	5	24						
1420	JEFFERSON COUNTY R-1	5596	MARTENSEN ELEMENTARY SCHOOL	4TH	0	0	0	0	0	1	12	5	8	9	35						
1420	JEFFERSON COUNTY R-1	5596	MARTENSEN ELEMENTARY SCHOOL	5TH	0	0	0	1	1	0	3	5	8	5	23						
1420	JEFFERSON COUNTY R-1	5596	MARTENSEN ELEMENTARY SCHOOL	6TH	1	2	0	1	0	1	3	4	5	10	27						
1420	JEFFERSON COUNTY R-1	5596	MARTENSEN ELEMENTARY SCHOOL	SCHOOL 1	4	5	5	3	2	4	46	42	54	64	229						
1420	JEFFERSON COUNTY R-1	5623	LONGVIEW HIGH SCHOOL	10TH	0	0	0	0	0	0	0	0	4	1	5						


COLORADO DEPARTMENT OF EDUCATION
FALL 2007 PUPIL MEMBERSHIP BY DISTRICT, SCHOOL, GRADE, RACE/ETHNICITY, AND GENDER

District Code	DISTRICT	School Code	SCHOOL	GRADE	AMERICAN INDIAN OR ALASKAN NATIVE	AMERICAN INDIAN OR ALASKAN NATIVE	ASIAN OR PACIFIC ISLANDER	ASIAN OR PACIFIC ISLANDER	BLACK (NOT HISPANIC)	BLACK (NOT HISPANIC)	HISPANIC	HISPANIC	WHITE (NOT HISPANIC)	WHITE (NOT HISPANIC)	Total	
					FEMALE	MALE	FEMALE	MALE	FEMALE	MALE	FEMALE	MALE	FEMALE	MALE		FEMALE
1420	JEFFERSON COUNTY R-1	5623	LONGVIEW HIGH SCHOOL	11TH	0	0	0	0	0	0	1	1	7	6	15	
1420	JEFFERSON COUNTY R-1	5623	LONGVIEW HIGH SCHOOL	12TH	0	0	0	0	0	2	0	19	18	39		
1420	JEFFERSON COUNTY R-1	5623	LONGVIEW HIGH SCHOOL	SCHOOL 1	0	0	0	0	0	3	1	30	25	59		
1420	JEFFERSON COUNTY R-1	5758	MEIKLE JOHN ELEMENTARY	PK	0	0	2	0	0	2	3	42	56	105		
1420	JEFFERSON COUNTY R-1	5758	MEIKLE JOHN ELEMENTARY	HALF DAY	0	0	0	0	0	0	0	15	10	25		
1420	JEFFERSON COUNTY R-1	5758	MEIKLE JOHN ELEMENTARY	KINDERG/	0	0	2	1	0	0	1	17	22	43		
1420	JEFFERSON COUNTY R-1	5758	MEIKLE JOHN ELEMENTARY	1ST	0	0	1	0	0	0	1	28	21	51		
1420	JEFFERSON COUNTY R-1	5758	MEIKLE JOHN ELEMENTARY	2ND	0	0	1	0	0	0	1	11	24	37		
1420	JEFFERSON COUNTY R-1	5758	MEIKLE JOHN ELEMENTARY	3RD	0	0	0	1	0	1	2	18	17	41		
1420	JEFFERSON COUNTY R-1	5758	MEIKLE JOHN ELEMENTARY	4TH	0	0	2	1	1	0	1	16	19	40		
1420	JEFFERSON COUNTY R-1	5758	MEIKLE JOHN ELEMENTARY	5TH	0	0	0	0	0	0	1	10	19	30		
1420	JEFFERSON COUNTY R-1	5758	MEIKLE JOHN ELEMENTARY	6TH	0	0	0	0	0	0	2	12	8	22		
1420	JEFFERSON COUNTY R-1	5758	MEIKLE JOHN ELEMENTARY	SCHOOL 1	0	0	8	3	1	1	6	10	169	196	394	
1420	JEFFERSON COUNTY R-1	5892	MILLER SPECIAL EDUCATION	PK	0	0	1	0	1	0	4	10	13	13	42	
1420	JEFFERSON COUNTY R-1	5892	MILLER SPECIAL EDUCATION	HALF DAY	0	0	0	0	0	0	0	2	3	3	8	
1420	JEFFERSON COUNTY R-1	5892	MILLER SPECIAL EDUCATION	1ST	0	0	0	0	0	0	2	0	3	2	7	
1420	JEFFERSON COUNTY R-1	5892	MILLER SPECIAL EDUCATION	2ND	0	0	0	0	0	0	0	3	1	2	6	
1420	JEFFERSON COUNTY R-1	5892	MILLER SPECIAL EDUCATION	3RD	0	0	0	0	0	0	1	0	4	3	8	
1420	JEFFERSON COUNTY R-1	5892	MILLER SPECIAL EDUCATION	4TH	0	0	0	0	0	0	0	0	1	0	1	
1420	JEFFERSON COUNTY R-1	5892	MILLER SPECIAL EDUCATION	5TH	0	0	0	1	0	0	0	1	3	2	7	
1420	JEFFERSON COUNTY R-1	5892	MILLER SPECIAL EDUCATION	6TH	0	0	0	0	0	0	1	0	1	1	3	
1420	JEFFERSON COUNTY R-1	5892	MILLER SPECIAL EDUCATION	7TH	0	0	0	0	0	0	1	0	3	3	7	
1420	JEFFERSON COUNTY R-1	5892	MILLER SPECIAL EDUCATION	8TH	0	0	0	0	0	0	0	0	2	7	9	
1420	JEFFERSON COUNTY R-1	5892	MILLER SPECIAL EDUCATION	9TH	0	0	0	0	1	0	0	2	3	3	9	
1420	JEFFERSON COUNTY R-1	5892	MILLER SPECIAL EDUCATION	10TH	0	0	0	0	0	0	1	2	1	9	13	
1420	JEFFERSON COUNTY R-1	5892	MILLER SPECIAL EDUCATION	11TH	0	0	1	1	0	0	1	1	6	5	15	
1420	JEFFERSON COUNTY R-1	5892	MILLER SPECIAL EDUCATION	12TH	1	2	3	1	1	0	8	5	50	50	121	
1420	JEFFERSON COUNTY R-1	5892	MILLER SPECIAL EDUCATION	SCHOOL 1	1	2	5	3	3	0	19	26	94	103	256	
1420	JEFFERSON COUNTY R-1	5944	MITCHELL ELEMENTARY SCHOOL	HALF DAY	0	0	2	1	0	0	1	3	15	16	38	
1420	JEFFERSON COUNTY R-1	5944	MITCHELL ELEMENTARY SCHOOL	KINDERG/	0	0	6	1	0	0	0	1	23	17	48	
1420	JEFFERSON COUNTY R-1	5944	MITCHELL ELEMENTARY SCHOOL	1ST	0	0	0	1	0	0	1	6	35	31	74	
1420	JEFFERSON COUNTY R-1	5944	MITCHELL ELEMENTARY SCHOOL	2ND	0	0	2	1	0	1	3	2	28	46	83	
1420	JEFFERSON COUNTY R-1	5944	MITCHELL ELEMENTARY SCHOOL	3RD	0	0	3	3	0	0	2	3	29	32	72	
1420	JEFFERSON COUNTY R-1	5944	MITCHELL ELEMENTARY SCHOOL	4TH	0	1	1	1	0	0	4	3	28	44	82	
1420	JEFFERSON COUNTY R-1	5944	MITCHELL ELEMENTARY SCHOOL	5TH	0	0	3	5	0	0	5	5	26	31	76	
1420	JEFFERSON COUNTY R-1	5944	MITCHELL ELEMENTARY SCHOOL	6TH	0	0	2	1	0	0	4	1	34	30	72	
1420	JEFFERSON COUNTY R-1	5944	MITCHELL ELEMENTARY SCHOOL	SCHOOL 1	1	1	19	14	0	1	20	24	218	247	545	
1420	JEFFERSON COUNTY R-1	5972	MOLHOLM ELEMENTARY SCHOOL	PK	0	0	2	1	0	2	32	23	3	3	64	
1420	JEFFERSON COUNTY R-1	5972	MOLHOLM ELEMENTARY SCHOOL	KINDERG/	0	0	0	0	2	2	36	31	10	6	87	
1420	JEFFERSON COUNTY R-1	5972	MOLHOLM ELEMENTARY SCHOOL	1ST	1	1	0	1	0	0	24	31	8	2	68	
1420	JEFFERSON COUNTY R-1	5972	MOLHOLM ELEMENTARY SCHOOL	2ND	2	1	0	0	2	2	25	11	8	7	56	
1420	JEFFERSON COUNTY R-1	5972	MOLHOLM ELEMENTARY SCHOOL	3RD	1	1	1	0	2	1	25	29	5	6	71	
1420	JEFFERSON COUNTY R-1	5972	MOLHOLM ELEMENTARY SCHOOL	4TH	0	0	0	1	2	1	22	12	8	7	53	
1420	JEFFERSON COUNTY R-1	5972	MOLHOLM ELEMENTARY SCHOOL	5TH	1	1	1	0	1	0	20	19	7	1	52	
1420	JEFFERSON COUNTY R-1	5972	MOLHOLM ELEMENTARY SCHOOL	6TH	0	0	0	0	0	2	20	21	10	9	62	
1420	JEFFERSON COUNTY R-1	5972	MOLHOLM ELEMENTARY SCHOOL	SCHOOL 1	5	4	2	4	8	9	204	177	59	41	513	
1420	JEFFERSON COUNTY R-1	5994	MONTESSORI PEAKS CHARTER ACADEMY	PK	0	0	1	2	0	0	1	0	34	31	69	
1420	JEFFERSON COUNTY R-1	5994	MONTESSORI PEAKS CHARTER ACADEMY	HALF DAY	0	0	0	0	0	0	0	3	6	8	17	
1420	JEFFERSON COUNTY R-1	5994	MONTESSORI PEAKS CHARTER ACADEMY	KINDERG/	0	0	4	1	0	0	1	3	14	23	46	
1420	JEFFERSON COUNTY R-1	5994	MONTESSORI PEAKS CHARTER ACADEMY	1ST	0	0	2	0	0	2	3	2	39	25	73	
1420	JEFFERSON COUNTY R-1	5994	MONTESSORI PEAKS CHARTER ACADEMY	2ND	0	0	4	1	0	0	3	2	32	33	75	
1420	JEFFERSON COUNTY R-1	5994	MONTESSORI PEAKS CHARTER ACADEMY	3RD	0	0	0	1	0	0	5	3	32	31	72	
1420	JEFFERSON COUNTY R-1	5994	MONTESSORI PEAKS CHARTER ACADEMY	4TH	0	0	2	1	0	0	4	4	26	28	65	
1420	JEFFERSON COUNTY R-1	5994	MONTESSORI PEAKS CHARTER ACADEMY	5TH	0	0	1	1	0	0	2	5	18	24	51	
1420	JEFFERSON COUNTY R-1	5994	MONTESSORI PEAKS CHARTER ACADEMY	6TH	0	0	2	0	1	0	1	2	10	10	26	
1420	JEFFERSON COUNTY R-1	5994	MONTESSORI PEAKS CHARTER ACADEMY	7TH	0	0	0	0	0	0	0	0	1	3	4	
1420	JEFFERSON COUNTY R-1	5994	MONTESSORI PEAKS CHARTER ACADEMY	SCHOOL 1	0	0	16	7	1	2	20	24	212	216	498	
1420	JEFFERSON COUNTY R-1	6090	MOORE MIDDLE SCHOOL	7TH	1	1	3	4	2	10	24	25	121	100	291	
1420	JEFFERSON COUNTY R-1	6090	MOORE MIDDLE SCHOOL	8TH	2	4	3	5	1	7	28	35	105	118	308	
1420	JEFFERSON COUNTY R-1	6090	MOORE MIDDLE SCHOOL	SCHOOL 1	3	5	6	9	3	17	52	60	226	218	599	
1420	JEFFERSON COUNTY R-1	6133	MORTENSEN ELEMENTARY SCHOOL	PK	0	0	0	1	0	0	4	3	13	23	44	
1420	JEFFERSON COUNTY R-1	6133	MORTENSEN ELEMENTARY SCHOOL	HALF DAY	0	0	0	0	1	1	2	4	26	19	53	
1420	JEFFERSON COUNTY R-1	6133	MORTENSEN ELEMENTARY SCHOOL	KINDERG/	0	0	1	1	0	0	0	1	6	13	22	
1420	JEFFERSON COUNTY R-1	6133	MORTENSEN ELEMENTARY SCHOOL	1ST	0	0	1	1	0	1	1	5	20	26	55	
1420	JEFFERSON COUNTY R-1	6133	MORTENSEN ELEMENTARY SCHOOL	2ND	0	1	1	1	0	1	4	3	15	24	50	
1420	JEFFERSON COUNTY R-1	6133	MORTENSEN ELEMENTARY SCHOOL	3RD	0	0	0	1	1	0	2	4	15	32	55	
1420	JEFFERSON COUNTY R-1	6133	MORTENSEN ELEMENTARY SCHOOL	4TH	2	0	1	2	0	0	3	3	20	19	50	




COLORADO DEPARTMENT OF EDUCATION
FALL 2007 PUPIL MEMBERSHIP BY DISTRICT, SCHOOL, GRADE, RACE/ETHNICITY, AND GENDER

District Code	DISTRICT	School Code	SCHOOL	GRADE	AMERICAN INDIAN OR ALASKAN NATIVE	AMERICAN INDIAN OR ALASKAN NATIVE	ASIAN OR PACIFIC ISLANDER	ASIAN OR PACIFIC ISLANDER	BLACK (NOT HISPANIC)	BLACK (NOT HISPANIC)	HISPANIC	HISPANIC	WHITE (NOT HISPANIC)	WHITE (NOT HISPANIC)	Total
					FEMALE	MALE	FEMALE	MALE	FEMALE	MALE	FEMALE	MALE	FEMALE	MALE	
1420	JEFFERSON COUNTY R-1	6133	MORTENSEN ELEMENTARY SCHOOL	5TH	0	0	0	0	0	1	4	7	19	17	48
1420	JEFFERSON COUNTY R-1	6133	MORTENSEN ELEMENTARY SCHOOL	6TH	0	1	0	1	1	0	1	6	19	17	46
1420	JEFFERSON COUNTY R-1	6133	MORTENSEN ELEMENTARY SCHOOL	SCHOOL 1	2	2	4	8	3	4	21	36	153	190	423
1420	JEFFERSON COUNTY R-1	6135	MOUNT CARBON ELEMENTARY SCHOOL	HALF DAY	0	0	0	0	1	3	1	11	11	27	27
1420	JEFFERSON COUNTY R-1	6135	MOUNT CARBON ELEMENTARY SCHOOL	KINDERG/	0	0	1	1	1	0	3	8	7	21	21
1420	JEFFERSON COUNTY R-1	6135	MOUNT CARBON ELEMENTARY SCHOOL	1ST	0	0	1	0	0	2	7	23	27	60	60
1420	JEFFERSON COUNTY R-1	6135	MOUNT CARBON ELEMENTARY SCHOOL	2ND	0	0	3	1	0	1	5	2	19	27	58
1420	JEFFERSON COUNTY R-1	6135	MOUNT CARBON ELEMENTARY SCHOOL	3RD	0	0	2	0	0	2	4	23	26	57	57
1420	JEFFERSON COUNTY R-1	6135	MOUNT CARBON ELEMENTARY SCHOOL	4TH	0	0	0	1	0	0	6	2	18	22	49
1420	JEFFERSON COUNTY R-1	6135	MOUNT CARBON ELEMENTARY SCHOOL	5TH	0	0	0	1	0	1	5	4	26	28	65
1420	JEFFERSON COUNTY R-1	6135	MOUNT CARBON ELEMENTARY SCHOOL	6TH	0	0	2	0	1	1	2	3	27	24	60
1420	JEFFERSON COUNTY R-1	6135	MOUNT CARBON ELEMENTARY SCHOOL	SCHOOL 1	0	0	9	4	2	4	28	23	155	172	397
1420	JEFFERSON COUNTY R-1	6139	MOUNTAIN PHOENIX COMMUNITY SCHOOL	HALF DAY	0	0	0	0	0	0	0	0	5	5	10
1420	JEFFERSON COUNTY R-1	6139	MOUNTAIN PHOENIX COMMUNITY SCHOOL	1ST	0	0	0	0	0	0	0	0	4	3	7
1420	JEFFERSON COUNTY R-1	6139	MOUNTAIN PHOENIX COMMUNITY SCHOOL	2ND	0	0	0	0	0	0	0	0	1	3	4
1420	JEFFERSON COUNTY R-1	6139	MOUNTAIN PHOENIX COMMUNITY SCHOOL	3RD	0	0	0	0	0	0	0	0	4	4	8
1420	JEFFERSON COUNTY R-1	6139	MOUNTAIN PHOENIX COMMUNITY SCHOOL	4TH	0	0	0	0	0	0	0	0	4	3	7
1420	JEFFERSON COUNTY R-1	6139	MOUNTAIN PHOENIX COMMUNITY SCHOOL	5TH	0	0	0	0	0	0	0	0	5	0	5
1420	JEFFERSON COUNTY R-1	6139	MOUNTAIN PHOENIX COMMUNITY SCHOOL	6TH	0	0	0	0	0	0	0	0	1	4	5
1420	JEFFERSON COUNTY R-1	6139	MOUNTAIN PHOENIX COMMUNITY SCHOOL	7TH	0	0	0	0	0	0	0	0	0	1	1
1420	JEFFERSON COUNTY R-1	6139	MOUNTAIN PHOENIX COMMUNITY SCHOOL	8TH	0	0	0	0	0	0	0	0	0	1	1
1420	JEFFERSON COUNTY R-1	6139	MOUNTAIN PHOENIX COMMUNITY SCHOOL	SCHOOL 1	0	0	0	0	0	0	0	0	24	24	48
1420	JEFFERSON COUNTY R-1	6237	NEW AMERICA SCHOOL	9TH	0	0	2	1	0	0	51	54	0	0	108
1420	JEFFERSON COUNTY R-1	6237	NEW AMERICA SCHOOL	10TH	0	0	0	0	0	0	29	17	0	0	46
1420	JEFFERSON COUNTY R-1	6237	NEW AMERICA SCHOOL	11TH	0	0	0	2	0	0	21	10	0	1	34
1420	JEFFERSON COUNTY R-1	6237	NEW AMERICA SCHOOL	12TH	0	0	0	6	0	0	16	14	0	0	36
1420	JEFFERSON COUNTY R-1	6237	NEW AMERICA SCHOOL	SCHOOL 1	0	2	9	0	0	117	95	0	1	224	224
1420	JEFFERSON COUNTY R-1	6286	NORMANDY ELEMENTARY SCHOOL	HALF DAY	0	0	0	0	0	0	2	0	21	13	36
1420	JEFFERSON COUNTY R-1	6286	NORMANDY ELEMENTARY SCHOOL	KINDERG/	0	0	3	1	0	0	3	1	15	23	46
1420	JEFFERSON COUNTY R-1	6286	NORMANDY ELEMENTARY SCHOOL	1ST	0	0	3	3	0	0	2	2	46	54	110
1420	JEFFERSON COUNTY R-1	6286	NORMANDY ELEMENTARY SCHOOL	2ND	0	0	5	2	0	1	4	5	43	58	118
1420	JEFFERSON COUNTY R-1	6286	NORMANDY ELEMENTARY SCHOOL	3RD	0	0	3	2	0	1	1	5	39	60	111
1420	JEFFERSON COUNTY R-1	6286	NORMANDY ELEMENTARY SCHOOL	4TH	0	0	2	1	1	0	2	7	39	54	106
1420	JEFFERSON COUNTY R-1	6286	NORMANDY ELEMENTARY SCHOOL	5TH	0	1	6	2	0	3	1	40	43	96	91
1420	JEFFERSON COUNTY R-1	6286	NORMANDY ELEMENTARY SCHOOL	6TH	0	1	1	2	2	0	1	2	42	39	91
1420	JEFFERSON COUNTY R-1	6286	NORMANDY ELEMENTARY SCHOOL	SCHOOL 1	1	2	23	13	3	2	18	23	285	344	714
1420	JEFFERSON COUNTY R-1	6330	NORTH ARVADA MIDDLE SCHOOL	7TH	0	0	8	7	1	1	34	40	66	86	243
1420	JEFFERSON COUNTY R-1	6330	NORTH ARVADA MIDDLE SCHOOL	8TH	1	3	10	4	2	3	37	27	79	78	244
1420	JEFFERSON COUNTY R-1	6330	NORTH ARVADA MIDDLE SCHOOL	SCHOOL 1	1	3	18	11	3	4	71	67	145	164	487
1420	JEFFERSON COUNTY R-1	6470	OBERON JUNIOR HIGH SCHOOL	7TH	1	2	11	2	0	2	15	22	146	178	379
1420	JEFFERSON COUNTY R-1	6470	OBERON JUNIOR HIGH SCHOOL	8TH	3	3	3	3	4	3	25	12	155	161	372
1420	JEFFERSON COUNTY R-1	6470	OBERON JUNIOR HIGH SCHOOL	SCHOOL 1	4	5	14	5	4	5	40	34	301	339	751
1420	JEFFERSON COUNTY R-1	6474	O'CONNELL MIDDLE SCHOOL	7TH	1	7	4	6	10	4	63	74	28	35	232
1420	JEFFERSON COUNTY R-1	6474	O'CONNELL MIDDLE SCHOOL	8TH	4	1	7	9	6	5	80	83	39	39	273
1420	JEFFERSON COUNTY R-1	6474	O'CONNELL MIDDLE SCHOOL	SCHOOL 1	5	8	11	15	16	9	143	157	67	74	505
1420	JEFFERSON COUNTY R-1	6539	JEFFERSON COUNTY OPEN ELEMENTARY SCHOOL	PK	0	0	0	1	0	0	2	8	10	7	28
1420	JEFFERSON COUNTY R-1	6539	JEFFERSON COUNTY OPEN ELEMENTARY SCHOOL	HALF DAY	2	0	0	0	0	0	0	1	12	13	28
1420	JEFFERSON COUNTY R-1	6539	JEFFERSON COUNTY OPEN ELEMENTARY SCHOOL	1ST	0	1	0	0	0	0	1	2	12	11	27
1420	JEFFERSON COUNTY R-1	6539	JEFFERSON COUNTY OPEN ELEMENTARY SCHOOL	2ND	0	1	0	1	0	0	1	5	9	12	29
1420	JEFFERSON COUNTY R-1	6539	JEFFERSON COUNTY OPEN ELEMENTARY SCHOOL	3RD	0	0	0	0	0	0	3	0	11	18	32
1420	JEFFERSON COUNTY R-1	6539	JEFFERSON COUNTY OPEN ELEMENTARY SCHOOL	4TH	1	1	0	0	1	0	1	3	15	7	29
1420	JEFFERSON COUNTY R-1	6539	JEFFERSON COUNTY OPEN ELEMENTARY SCHOOL	5TH	0	0	0	0	1	0	2	1	10	12	26
1420	JEFFERSON COUNTY R-1	6539	JEFFERSON COUNTY OPEN ELEMENTARY SCHOOL	6TH	1	0	0	1	0	0	2	1	10	16	32
1420	JEFFERSON COUNTY R-1	6539	JEFFERSON COUNTY OPEN ELEMENTARY SCHOOL	SCHOOL 1	4	3	0	3	3	0	12	21	89	96	231
1420	JEFFERSON COUNTY R-1	6541	JEFFERSON COUNTY OPEN SECONDARY	7TH	1	1	0	0	0	1	2	14	13	32	32
1420	JEFFERSON COUNTY R-1	6541	JEFFERSON COUNTY OPEN SECONDARY	8TH	1	0	1	1	2	0	2	2	14	23	46
1420	JEFFERSON COUNTY R-1	6541	JEFFERSON COUNTY OPEN SECONDARY	9TH	2	0	0	0	1	1	4	7	13	29	57
1420	JEFFERSON COUNTY R-1	6541	JEFFERSON COUNTY OPEN SECONDARY	10TH	1	1	0	2	0	0	4	2	24	27	61
1420	JEFFERSON COUNTY R-1	6541	JEFFERSON COUNTY OPEN SECONDARY	11TH	0	1	1	0	0	1	3	5	40	22	73
1420	JEFFERSON COUNTY R-1	6541	JEFFERSON COUNTY OPEN SECONDARY	12TH	2	0	0	0	1	1	4	6	25	47	86
1420	JEFFERSON COUNTY R-1	6541	JEFFERSON COUNTY OPEN SECONDARY	SCHOOL 1	7	3	2	3	4	3	18	24	130	161	355
1420	JEFFERSON COUNTY R-1	6804	PARMALEE ELEMENTARY SCHOOL	HALF DAY	0	0	0	0	0	0	0	0	14	16	31
1420	JEFFERSON COUNTY R-1	6804	PARMALEE ELEMENTARY SCHOOL	1ST	0	1	1	0	0	0	1	1	17	17	37
1420	JEFFERSON COUNTY R-1	6804	PARMALEE ELEMENTARY SCHOOL	2ND	0	1	1	0	0	0	1	1	15	15	33
1420	JEFFERSON COUNTY R-1	6804	PARMALEE ELEMENTARY SCHOOL	3RD	1	0	1	0	1	1	0	0	19	10	33
1420	JEFFERSON COUNTY R-1	6804	PARMALEE ELEMENTARY SCHOOL	4TH	0	1	0	0	0	1	3	1	18	17	41
1420	JEFFERSON COUNTY R-1	6804	PARMALEE ELEMENTARY SCHOOL	5TH	0	0	0	0	1	0	0	1	15	28	45




COLORADO DEPARTMENT OF EDUCATION
FALL 2007 PUPIL MEMBERSHIP BY DISTRICT, SCHOOL, GRADE, RACE/ETHNICITY, AND GENDER

District Code	DISTRICT	School Code	SCHOOL	GRADE	AMERICAN INDIAN OR ALASKAN NATIVE		AMERICAN INDIAN OR ALASKAN NATIVE		ASIAN OR PACIFIC ISLANDER		ASIAN OR PACIFIC ISLANDER		BLACK (NOT HISPANIC)		BLACK (NOT HISPANIC)		WHITE (NOT HISPANIC)		WHITE (NOT HISPANIC)		Total
					Female	Male	Female	Male	Female	Male	Female	Male	Female	Male	Female	Male	Female	Male	Female	Male	
1420	JEFFERSON COUNTY R-1	6804	PARMALEE ELEMENTARY SCHOOL	SCHOOL 1	1	1	4	0	2	3	4	4	98	103	220						
1420	JEFFERSON COUNTY R-1	6806	PARR ELEMENTARY SCHOOL	PK	1	1	4	4	2	2	18	10	38	57	137						
1420	JEFFERSON COUNTY R-1	6806	PARR ELEMENTARY SCHOOL	HALF DAY	0	0	0	1	0	1	7	9	11	12	41						
1420	JEFFERSON COUNTY R-1	6806	PARR ELEMENTARY SCHOOL	1ST	1	1	1	0	0	7	7	13	10	40							
1420	JEFFERSON COUNTY R-1	6806	PARR ELEMENTARY SCHOOL	2ND	0	0	0	0	1	1	5	5	7	13	32						
1420	JEFFERSON COUNTY R-1	6806	PARR ELEMENTARY SCHOOL	3RD	0	0	0	0	3	0	2	3	15	12	35						
1420	JEFFERSON COUNTY R-1	6806	PARR ELEMENTARY SCHOOL	4TH	0	1	2	0	0	2	3	5	12	15	40						
1420	JEFFERSON COUNTY R-1	6806	PARR ELEMENTARY SCHOOL	5TH	1	0	1	0	2	2	6	9	9	11	41						
1420	JEFFERSON COUNTY R-1	6806	PARR ELEMENTARY SCHOOL	6TH	0	1	1	0	0	0	3	2	10	12	29						
1420	JEFFERSON COUNTY R-1	6806	PARR ELEMENTARY SCHOOL	SCHOOL 1	3	4	9	5	8	8	51	50	115	142	395						
1420	JEFFERSON COUNTY R-1	6808	PATTERSON ELEMENTARY SCHOOL	PK	1	1	8	7	1	0	17	22	42	50	149						
1420	JEFFERSON COUNTY R-1	6808	PATTERSON ELEMENTARY SCHOOL	HALF DAY	0	0	1	1	1	2	4	5	18	11	43						
1420	JEFFERSON COUNTY R-1	6808	PATTERSON ELEMENTARY SCHOOL	KINDERG/	0	0	1	1	0	0	0	2	2	9	15						
1420	JEFFERSON COUNTY R-1	6808	PATTERSON ELEMENTARY SCHOOL	1ST	0	1	1	2	2	0	11	8	19	12	56						
1420	JEFFERSON COUNTY R-1	6808	PATTERSON ELEMENTARY SCHOOL	2ND	0	0	0	2	0	2	8	7	14	9	42						
1420	JEFFERSON COUNTY R-1	6808	PATTERSON ELEMENTARY SCHOOL	3RD	0	2	3	1	1	2	9	9	14	17	58						
1420	JEFFERSON COUNTY R-1	6808	PATTERSON ELEMENTARY SCHOOL	4TH	1	0	1	0	1	1	6	10	9	11	40						
1420	JEFFERSON COUNTY R-1	6808	PATTERSON ELEMENTARY SCHOOL	5TH	0	2	2	0	0	7	6	15	23	55							
1420	JEFFERSON COUNTY R-1	6808	PATTERSON ELEMENTARY SCHOOL	6TH	0	1	1	2	3	2	8	8	13	23	61						
1420	JEFFERSON COUNTY R-1	6808	PATTERSON ELEMENTARY SCHOOL	SCHOOL 1*	2	7	18	16	9	9	70	77	146	165	519						
1420	JEFFERSON COUNTY R-1	6828	PECK ELEMENTARY SCHOOL	HALF DAY	0	1	0	0	0	1	2	5	12	13	34						
1420	JEFFERSON COUNTY R-1	6828	PECK ELEMENTARY SCHOOL	KINDERG/	0	0	0	0	0	0	2	7	8	17	42						
1420	JEFFERSON COUNTY R-1	6828	PECK ELEMENTARY SCHOOL	1ST	0	0	1	1	2	2	4	4	19	28	61						
1420	JEFFERSON COUNTY R-1	6828	PECK ELEMENTARY SCHOOL	2ND	2	0	2	0	2	1	7	5	19	29	67						
1420	JEFFERSON COUNTY R-1	6828	PECK ELEMENTARY SCHOOL	3RD	1	2	1	0	0	1	6	4	19	21	55						
1420	JEFFERSON COUNTY R-1	6828	PECK ELEMENTARY SCHOOL	4TH	1	0	0	0	1	0	4	4	13	27	51						
1420	JEFFERSON COUNTY R-1	6828	PECK ELEMENTARY SCHOOL	5TH	1	0	1	1	2	1	5	1	17	19	48						
1420	JEFFERSON COUNTY R-1	6828	PECK ELEMENTARY SCHOOL	6TH	1	0	0	0	1	1	4	7	20	19	53						
1420	JEFFERSON COUNTY R-1	6828	PECK ELEMENTARY SCHOOL	SCHOOL 1	7	3	5	2	8	7	32	32	126	164	386						
1420	JEFFERSON COUNTY R-1	6844	PEIFFER ELEMENTARY SCHOOL	HALF DAY	0	0	0	2	1	0	5	4	15	18	45						
1420	JEFFERSON COUNTY R-1	6844	PEIFFER ELEMENTARY SCHOOL	KINDERG/	0	0	0	0	0	1	1	0	12	9	23						
1420	JEFFERSON COUNTY R-1	6844	PEIFFER ELEMENTARY SCHOOL	1ST	0	0	1	2	0	1	3	8	19	31	66						
1420	JEFFERSON COUNTY R-1	6844	PEIFFER ELEMENTARY SCHOOL	2ND	0	0	2	1	0	2	3	4	23	24	59						
1420	JEFFERSON COUNTY R-1	6844	PEIFFER ELEMENTARY SCHOOL	3RD	1	0	1	1	1	0	7	6	21	24	61						
1420	JEFFERSON COUNTY R-1	6844	PEIFFER ELEMENTARY SCHOOL	4TH	0	0	1	2	0	0	6	5	17	22	53						
1420	JEFFERSON COUNTY R-1	6844	PEIFFER ELEMENTARY SCHOOL	5TH	0	0	0	0	1	1	8	8	14	27	59						
1420	JEFFERSON COUNTY R-1	6844	PEIFFER ELEMENTARY SCHOOL	6TH	1	1	2	2	1	5	6	16	20	54							
1420	JEFFERSON COUNTY R-1	6844	PEIFFER ELEMENTARY SCHOOL	SCHOOL 1	2	4	10	5	6	38	41	137	175	420							
1420	JEFFERSON COUNTY R-1	6848	PENNINGTON ELEMENTARY SCHOOL	PK	1	1	0	2	0	1	9	13	7	12	46						
1420	JEFFERSON COUNTY R-1	6848	PENNINGTON ELEMENTARY SCHOOL	KINDERG/	1	0	0	0	0	1	8	7	10	11	39						
1420	JEFFERSON COUNTY R-1	6848	PENNINGTON ELEMENTARY SCHOOL	1ST	2	0	0	0	2	0	11	12	6	6	39						
1420	JEFFERSON COUNTY R-1	6848	PENNINGTON ELEMENTARY SCHOOL	2ND	0	0	0	0	1	1	7	4	8	6	27						
1420	JEFFERSON COUNTY R-1	6848	PENNINGTON ELEMENTARY SCHOOL	3RD	0	1	0	1	1	1	5	4	4	5	22						
1420	JEFFERSON COUNTY R-1	6848	PENNINGTON ELEMENTARY SCHOOL	4TH	0	0	0	0	1	1	7	6	13	11	39						
1420	JEFFERSON COUNTY R-1	6848	PENNINGTON ELEMENTARY SCHOOL	5TH	0	0	0	0	0	0	7	9	5	1	22						
1420	JEFFERSON COUNTY R-1	6848	PENNINGTON ELEMENTARY SCHOOL	6TH	0	0	0	0	0	0	7	7	4	7	25						
1420	JEFFERSON COUNTY R-1	6848	PENNINGTON ELEMENTARY SCHOOL	SCHOOL 1	4	3	0	3	5	5	61	62	57	59	259						
1420	JEFFERSON COUNTY R-1	7078	PLEASANT VIEW ELEMENTARY SCHOOL	PK	0	0	2	1	0	0	3	5	15	20	46						
1420	JEFFERSON COUNTY R-1	7078	PLEASANT VIEW ELEMENTARY SCHOOL	HALF DAY	0	0	2	0	0	0	5	2	9	12	30						
1420	JEFFERSON COUNTY R-1	7078	PLEASANT VIEW ELEMENTARY SCHOOL	1ST	0	0	0	0	0	0	6	6	12	16	40						
1420	JEFFERSON COUNTY R-1	7078	PLEASANT VIEW ELEMENTARY SCHOOL	2ND	0	0	0	2	0	0	6	3	11	16	38						
1420	JEFFERSON COUNTY R-1	7078	PLEASANT VIEW ELEMENTARY SCHOOL	3RD	0	0	1	1	0	0	5	1	10	10	28						
1420	JEFFERSON COUNTY R-1	7078	PLEASANT VIEW ELEMENTARY SCHOOL	4TH	0	0	0	0	0	1	6	6	6	4	23						
1420	JEFFERSON COUNTY R-1	7078	PLEASANT VIEW ELEMENTARY SCHOOL	5TH	0	0	1	0	0	1	4	2	14	9	31						
1420	JEFFERSON COUNTY R-1	7078	PLEASANT VIEW ELEMENTARY SCHOOL	6TH	0	0	0	0	0	0	6	3	11	9	29						
1420	JEFFERSON COUNTY R-1	7078	PLEASANT VIEW ELEMENTARY SCHOOL	SCHOOL 1	0	0	6	4	0	2	41	28	88	96	265						
1420	JEFFERSON COUNTY R-1	7114	POMONA HIGH SCHOOL	9TH	2	3	5	7	4	11	34	39	151	158	414						
1420	JEFFERSON COUNTY R-1	7114	POMONA HIGH SCHOOL	10TH	3	0	2	8	9	5	30	37	153	155	402						
1420	JEFFERSON COUNTY R-1	7114	POMONA HIGH SCHOOL	11TH	2	3	7	5	3	5	26	33	158	153	395						
1420	JEFFERSON COUNTY R-1	7114	POMONA HIGH SCHOOL	12TH	3	4	6	4	6	2	22	35	158	149	389						
1420	JEFFERSON COUNTY R-1	7114	POMONA HIGH SCHOOL	SCHOOL 1	10	10	20	24	22	23	112	144	620	615	1,600						
1420	JEFFERSON COUNTY R-1	7128	POWDERHORN ELEMENTARY SCHOOL	HALF DAY	0	0	0	0	1	0	1	1	20	23	46						
1420	JEFFERSON COUNTY R-1	7128	POWDERHORN ELEMENTARY SCHOOL	KINDERG/	1	0	1	2	1	1	1	4	10	13	34						
1420	JEFFERSON COUNTY R-1	7128	POWDERHORN ELEMENTARY SCHOOL	1ST	0	1	0	0	1	0	4	7	27	53	93						
1420	JEFFERSON COUNTY R-1	7128	POWDERHORN ELEMENTARY SCHOOL	2ND	0	0	0	1	0	3	6	6	32	40	88						
1420	JEFFERSON COUNTY R-1	7128	POWDERHORN ELEMENTARY SCHOOL	3RD	1	0	1	0	1	0	6	5	28	34	76						
1420	JEFFERSON COUNTY R-1	7128	POWDERHORN ELEMENTARY SCHOOL	4TH	0	0	1	3	1	0	7	5	39	37	93						




COLORADO DEPARTMENT OF EDUCATION
FALL 2007 PUPIL MEMBERSHIP BY DISTRICT, SCHOOL, GRADE, RACE/ETHNICITY, AND GENDER

District Code	DISTRICT	School Code	SCHOOL	GRADE	AMERICAN INDIAN OR ALASKAN NATIVE	AMERICAN INDIAN OR ALASKAN NATIVE	ASIAN OR PACIFIC ISLANDER	ASIAN OR PACIFIC ISLANDER	BLACK (NOT HISPANIC)	BLACK (NOT HISPANIC)	HISPANIC	HISPANIC	WHITE (NOT HISPANIC)	WHITE (NOT HISPANIC)	Total
					FEMALE	MALE	FEMALE	MALE	FEMALE	MALE	FEMALE	MALE	FEMALE	MALE	
1420	JEFFERSON COUNTY R-1	7128	POWDERHORN ELEMENTARY SCHOOL	5TH	1	1	0	0	2	1	4	4	36	46	95
1420	JEFFERSON COUNTY R-1	7128	POWDERHORN ELEMENTARY SCHOOL	6TH	1	0	1	4	3	2	3	51	44	111	
1420	JEFFERSON COUNTY R-1	7128	POWDERHORN ELEMENTARY SCHOOL	SCHOOL 1	4	2	4	10	10	7	31	35	243	290	636
1420	JEFFERSON COUNTY R-1	7190	PROSPECT VALLEY ELEMENTARY SCHOOL	HALF DAY	1	0	0	0	0	0	3	7	13	16	40
1420	JEFFERSON COUNTY R-1	7190	PROSPECT VALLEY ELEMENTARY SCHOOL	KINDERG/	0	0	0	0	0	0	2	0	11	14	27
1420	JEFFERSON COUNTY R-1	7190	PROSPECT VALLEY ELEMENTARY SCHOOL	1ST	1	1	2	0	1	0	5	4	25	27	66
1420	JEFFERSON COUNTY R-1	7190	PROSPECT VALLEY ELEMENTARY SCHOOL	2ND	0	0	1	0	0	0	5	7	32	20	65
1420	JEFFERSON COUNTY R-1	7190	PROSPECT VALLEY ELEMENTARY SCHOOL	3RD	1	2	0	1	1	0	3	5	29	28	70
1420	JEFFERSON COUNTY R-1	7190	PROSPECT VALLEY ELEMENTARY SCHOOL	4TH	0	2	1	0	0	0	5	7	33	23	71
1420	JEFFERSON COUNTY R-1	7190	PROSPECT VALLEY ELEMENTARY SCHOOL	5TH	1	1	1	1	0	0	4	6	26	23	63
1420	JEFFERSON COUNTY R-1	7190	PROSPECT VALLEY ELEMENTARY SCHOOL	6TH	0	1	1	1	0	0	1	8	30	37	79
1420	JEFFERSON COUNTY R-1	7190	PROSPECT VALLEY ELEMENTARY SCHOOL	SCHOOL 1	4	7	6	3	2	0	28	44	199	188	481
1420	JEFFERSON COUNTY R-1	7238	RALSTON ELEMENTARY SCHOOL	HALF DAY	0	0	2	0	0	0	0	0	6	7	15
1420	JEFFERSON COUNTY R-1	7238	RALSTON ELEMENTARY SCHOOL	KINDERG/	0	0	1	2	0	0	0	1	11	16	31
1420	JEFFERSON COUNTY R-1	7238	RALSTON ELEMENTARY SCHOOL	1ST	0	0	1	0	0	0	1	0	23	22	47
1420	JEFFERSON COUNTY R-1	7238	RALSTON ELEMENTARY SCHOOL	2ND	0	0	2	0	0	0	2	0	27	20	51
1420	JEFFERSON COUNTY R-1	7238	RALSTON ELEMENTARY SCHOOL	3RD	0	0	2	0	0	0	1	1	13	19	36
1420	JEFFERSON COUNTY R-1	7238	RALSTON ELEMENTARY SCHOOL	4TH	0	0	0	0	0	0	0	1	8	27	36
1420	JEFFERSON COUNTY R-1	7238	RALSTON ELEMENTARY SCHOOL	5TH	0	0	2	1	0	0	1	0	25	16	45
1420	JEFFERSON COUNTY R-1	7238	RALSTON ELEMENTARY SCHOOL	6TH	0	0	0	0	0	0	0	0	19	32	51
1420	JEFFERSON COUNTY R-1	7238	RALSTON ELEMENTARY SCHOOL	SCHOOL 1	0	0	0	10	3	0	5	3	132	159	312
1420	JEFFERSON COUNTY R-1	7239	RALSTON VALLEY SENIOR HIGH SCHOOL	9TH	2	1	2	4	1	2	18	18	185	205	438
1420	JEFFERSON COUNTY R-1	7239	RALSTON VALLEY SENIOR HIGH SCHOOL	10TH	2	1	5	5	0	1	17	13	192	175	411
1420	JEFFERSON COUNTY R-1	7239	RALSTON VALLEY SENIOR HIGH SCHOOL	11TH	3	4	3	6	2	0	11	9	171	175	381
1420	JEFFERSON COUNTY R-1	7239	RALSTON VALLEY SENIOR HIGH SCHOOL	12TH	0	0	3	0	1	1	19	7	171	168	374
1420	JEFFERSON COUNTY R-1	7239	RALSTON VALLEY SENIOR HIGH SCHOOL	SCHOOL 1	11	8	13	15	4	4	65	47	719	723	1,604
1420	JEFFERSON COUNTY R-1	7282	RED ROCKS ELEMENTARY SCHOOL	HALF DAY	0	1	2	1	0	0	1	1	19	16	41
1420	JEFFERSON COUNTY R-1	7282	RED ROCKS ELEMENTARY SCHOOL	1ST	0	0	0	2	0	1	1	2	16	20	43
1420	JEFFERSON COUNTY R-1	7282	RED ROCKS ELEMENTARY SCHOOL	2ND	0	0	3	1	0	0	0	2	14	22	42
1420	JEFFERSON COUNTY R-1	7282	RED ROCKS ELEMENTARY SCHOOL	3RD	0	1	0	1	1	0	2	1	11	22	39
1420	JEFFERSON COUNTY R-1	7282	RED ROCKS ELEMENTARY SCHOOL	4TH	0	0	1	0	0	1	2	0	19	22	45
1420	JEFFERSON COUNTY R-1	7282	RED ROCKS ELEMENTARY SCHOOL	5TH	0	0	1	0	0	0	1	5	19	21	47
1420	JEFFERSON COUNTY R-1	7282	RED ROCKS ELEMENTARY SCHOOL	6TH	0	0	1	0	0	1	0	1	18	20	40
1420	JEFFERSON COUNTY R-1	7282	RED ROCKS ELEMENTARY SCHOOL	SCHOOL 1	0	3	7	6	1	2	8	11	116	143	297
1420	JEFFERSON COUNTY R-1	7462	ROCKY MOUNTAIN ACADEMY OF EVERGREEN	PK	0	0	2	0	0	0	0	0	26	36	64
1420	JEFFERSON COUNTY R-1	7462	ROCKY MOUNTAIN ACADEMY OF EVERGREEN	KINDERG/	0	0	0	0	0	0	0	0	17	19	36
1420	JEFFERSON COUNTY R-1	7462	ROCKY MOUNTAIN ACADEMY OF EVERGREEN	1ST	0	0	1	1	0	0	1	1	17	25	46
1420	JEFFERSON COUNTY R-1	7462	ROCKY MOUNTAIN ACADEMY OF EVERGREEN	2ND	0	0	2	2	0	1	1	0	20	20	46
1420	JEFFERSON COUNTY R-1	7462	ROCKY MOUNTAIN ACADEMY OF EVERGREEN	3RD	0	1	0	0	0	0	1	0	15	6	23
1420	JEFFERSON COUNTY R-1	7462	ROCKY MOUNTAIN ACADEMY OF EVERGREEN	4TH	0	0	0	2	0	0	0	0	10	10	22
1420	JEFFERSON COUNTY R-1	7462	ROCKY MOUNTAIN ACADEMY OF EVERGREEN	5TH	0	0	0	0	1	0	0	0	2	18	21
1420	JEFFERSON COUNTY R-1	7462	ROCKY MOUNTAIN ACADEMY OF EVERGREEN	6TH	0	0	0	0	0	0	1	23	21	45	
1420	JEFFERSON COUNTY R-1	7462	ROCKY MOUNTAIN ACADEMY OF EVERGREEN	7TH	0	0	1	0	0	0	0	0	15	16	32
1420	JEFFERSON COUNTY R-1	7462	ROCKY MOUNTAIN ACADEMY OF EVERGREEN	8TH	0	0	0	0	0	0	1	0	10	10	21
1420	JEFFERSON COUNTY R-1	7462	ROCKY MOUNTAIN ACADEMY OF EVERGREEN	SCHOOL 1	0	1	6	5	1	1	4	2	155	181	356
1420	JEFFERSON COUNTY R-1	7483	ROONEY RANCH ELEMENTARY SCHOOL	HALF DAY	0	0	0	2	0	0	3	2	14	17	38
1420	JEFFERSON COUNTY R-1	7483	ROONEY RANCH ELEMENTARY SCHOOL	KINDERG/	1	0	2	1	0	0	0	1	7	12	24
1420	JEFFERSON COUNTY R-1	7483	ROONEY RANCH ELEMENTARY SCHOOL	1ST	0	1	0	1	0	0	0	0	27	23	52
1420	JEFFERSON COUNTY R-1	7483	ROONEY RANCH ELEMENTARY SCHOOL	2ND	0	0	3	2	0	0	4	2	26	16	53
1420	JEFFERSON COUNTY R-1	7483	ROONEY RANCH ELEMENTARY SCHOOL	3RD	0	0	2	0	1	1	1	1	18	40	64
1420	JEFFERSON COUNTY R-1	7483	ROONEY RANCH ELEMENTARY SCHOOL	4TH	1	0	1	1	0	0	6	2	25	26	62
1420	JEFFERSON COUNTY R-1	7483	ROONEY RANCH ELEMENTARY SCHOOL	5TH	0	0	2	2	1	0	3	1	32	22	63
1420	JEFFERSON COUNTY R-1	7483	ROONEY RANCH ELEMENTARY SCHOOL	6TH	0	0	0	1	0	2	3	2	28	35	71
1420	JEFFERSON COUNTY R-1	7483	ROONEY RANCH ELEMENTARY SCHOOL	SCHOOL 1	2	1	10	10	2	3	20	11	177	191	427
1420	JEFFERSON COUNTY R-1	7520	RUSSELL ELEMENTARY SCHOOL	KINDERG/	1	0	1	1	4	3	9	14	6	17	56
1420	JEFFERSON COUNTY R-1	7520	RUSSELL ELEMENTARY SCHOOL	1ST	0	0	0	2	1	1	12	16	9	7	49
1420	JEFFERSON COUNTY R-1	7520	RUSSELL ELEMENTARY SCHOOL	2ND	0	0	1	1	2	0	10	7	10	12	43
1420	JEFFERSON COUNTY R-1	7520	RUSSELL ELEMENTARY SCHOOL	3RD	1	0	0	0	2	5	12	12	6	38	
1420	JEFFERSON COUNTY R-1	7520	RUSSELL ELEMENTARY SCHOOL	4TH	0	0	1	1	0	2	5	10	6	6	31
1420	JEFFERSON COUNTY R-1	7520	RUSSELL ELEMENTARY SCHOOL	5TH	1	1	0	0	1	1	6	9	7	8	34
1420	JEFFERSON COUNTY R-1	7520	RUSSELL ELEMENTARY SCHOOL	6TH	1	0	0	0	2	1	12	4	7	10	37
1420	JEFFERSON COUNTY R-1	7520	RUSSELL ELEMENTARY SCHOOL	SCHOOL 1	5	1	3	5	10	10	59	72	57	66	288
1420	JEFFERSON COUNTY R-1	7529	RYAN ELEMENTARY SCHOOL	HALF DAY	1	0	4	5	0	0	0	4	14	17	45
1420	JEFFERSON COUNTY R-1	7529	RYAN ELEMENTARY SCHOOL	KINDERG/	0	0	6	0	0	0	3	3	12	21	45
1420	JEFFERSON COUNTY R-1	7529	RYAN ELEMENTARY SCHOOL	1ST	0	0	4	7	1	1	0	2	42	40	97
1420	JEFFERSON COUNTY R-1	7529	RYAN ELEMENTARY SCHOOL	2ND	0	0	4	7	0	1	10	8	24	30	84
1420	JEFFERSON COUNTY R-1	7529	RYAN ELEMENTARY SCHOOL	3RD	0	0	5	10	0	0	5	5	27	28	80



COLORADO DEPARTMENT OF EDUCATION
FALL 2007 PUPIL MEMBERSHIP BY DISTRICT, SCHOOL, GRADE, RACE/ETHNICITY, AND GENDER

District Code	DISTRICT	School Code	SCHOOL	GRADE	AMERICAN INDIAN OR ALASKAN NATIVE		ASIAN OR PACIFIC ISLANDER		BLACK (NOT HISPANIC)		HISPANIC		WHITE (NOT HISPANIC)		Total
					FEMALE	MALE	FEMALE	MALE	FEMALE	MALE	FEMALE	MALE	FEMALE	MALE	
1420	JEFFERSON COUNTY R-1	7529	RYAN ELEMENTARY SCHOOL	4TH	0	1	3	4	1	1	8	5	22	29	74
1420	JEFFERSON COUNTY R-1	7529	RYAN ELEMENTARY SCHOOL	5TH	0	0	9	11	0	0	4	4	23	32	83
1420	JEFFERSON COUNTY R-1	7529	RYAN ELEMENTARY SCHOOL	6TH	0	0	4	5	0	2	4	6	22	30	73
1420	JEFFERSON COUNTY R-1	7529	RYAN ELEMENTARY SCHOOL	SCHOOL 1	1	1	39	49	2	5	34	37	186	227	581
1420	JEFFERSON COUNTY R-1	7701	COLLEGIATE ACADEMY OF COLORADO	HALF DAY	0	0	0	0	0	0	2	0	1	7	10
1420	JEFFERSON COUNTY R-1	7701	COLLEGIATE ACADEMY OF COLORADO	KINDERG/	0	0	1	0	0	0	1	0	8	6	16
1420	JEFFERSON COUNTY R-1	7701	COLLEGIATE ACADEMY OF COLORADO	1ST	2	0	0	0	0	0	1	4	16	17	40
1420	JEFFERSON COUNTY R-1	7701	COLLEGIATE ACADEMY OF COLORADO	2ND	0	0	1	1	1	0	1	1	8	9	22
1420	JEFFERSON COUNTY R-1	7701	COLLEGIATE ACADEMY OF COLORADO	3RD	0	0	0	2	1	0	2	3	15	16	39
1420	JEFFERSON COUNTY R-1	7701	COLLEGIATE ACADEMY OF COLORADO	4TH	1	1	2	0	0	0	0	4	8	11	27
1420	JEFFERSON COUNTY R-1	7701	COLLEGIATE ACADEMY OF COLORADO	5TH	0	0	0	2	0	0	3	1	18	24	48
1420	JEFFERSON COUNTY R-1	7701	COLLEGIATE ACADEMY OF COLORADO	6TH	1	0	0	0	0	0	2	2	18	16	39
1420	JEFFERSON COUNTY R-1	7701	COLLEGIATE ACADEMY OF COLORADO	7TH	0	2	0	1	1	0	1	2	22	21	50
1420	JEFFERSON COUNTY R-1	7701	COLLEGIATE ACADEMY OF COLORADO	8TH	1	1	0	0	1	1	3	3	18	25	52
1420	JEFFERSON COUNTY R-1	7701	COLLEGIATE ACADEMY OF COLORADO	9TH	0	0	1	0	0	0	2	0	14	23	40
1420	JEFFERSON COUNTY R-1	7701	COLLEGIATE ACADEMY OF COLORADO	10TH	0	2	1	0	0	1	1	5	18	21	49
1420	JEFFERSON COUNTY R-1	7701	COLLEGIATE ACADEMY OF COLORADO	11TH	0	0	0	1	0	0	3	1	17	17	39
1420	JEFFERSON COUNTY R-1	7701	COLLEGIATE ACADEMY OF COLORADO	12TH	0	0	0	1	0	1	2	0	11	23	38
1420	JEFFERSON COUNTY R-1	7701	COLLEGIATE ACADEMY OF COLORADO	SCHOOL 1	5	6	6	8	3	3	24	26	192	236	509
1420	JEFFERSON COUNTY R-1	7708	SECREST ELEMENTARY SCHOOL	HALF DAY	0	0	2	0	2	1	11	3	17	16	52
1420	JEFFERSON COUNTY R-1	7708	SECREST ELEMENTARY SCHOOL	1ST	0	1	0	0	0	2	5	10	18	16	52
1420	JEFFERSON COUNTY R-1	7708	SECREST ELEMENTARY SCHOOL	2ND	0	0	2	1	1	0	4	12	11	19	50
1420	JEFFERSON COUNTY R-1	7708	SECREST ELEMENTARY SCHOOL	3RD	0	0	1	1	1	2	4	7	20	19	55
1420	JEFFERSON COUNTY R-1	7708	SECREST ELEMENTARY SCHOOL	4TH	0	0	1	0	0	1	10	6	17	16	51
1420	JEFFERSON COUNTY R-1	7708	SECREST ELEMENTARY SCHOOL	5TH	0	0	0	2	0	1	4	8	20	13	48
1420	JEFFERSON COUNTY R-1	7708	SECREST ELEMENTARY SCHOOL	6TH	0	0	0	0	0	1	10	6	7	19	44
1420	JEFFERSON COUNTY R-1	7708	SECREST ELEMENTARY SCHOOL	SCHOOL 1	0	2	6	4	4	8	48	52	110	118	352
1420	JEFFERSON COUNTY R-1	7753	SEMPER ELEMENTARY SCHOOL	HALF DAY	0	4	4	2	0	0	5	8	8	14	42
1420	JEFFERSON COUNTY R-1	7753	SEMPER ELEMENTARY SCHOOL	KINDERG/	0	0	1	2	0	0	0	1	9	10	23
1420	JEFFERSON COUNTY R-1	7753	SEMPER ELEMENTARY SCHOOL	1ST	0	1	3	3	1	2	3	2	23	26	64
1420	JEFFERSON COUNTY R-1	7753	SEMPER ELEMENTARY SCHOOL	2ND	0	0	2	3	0	1	5	8	21	27	67
1420	JEFFERSON COUNTY R-1	7753	SEMPER ELEMENTARY SCHOOL	3RD	0	0	4	1	1	0	3	9	32	28	79
1420	JEFFERSON COUNTY R-1	7753	SEMPER ELEMENTARY SCHOOL	4TH	0	1	4	3	0	1	6	5	29	19	68
1420	JEFFERSON COUNTY R-1	7753	SEMPER ELEMENTARY SCHOOL	5TH	0	0	5	3	1	0	7	5	32	27	80
1420	JEFFERSON COUNTY R-1	7753	SEMPER ELEMENTARY SCHOOL	6TH	0	0	6	4	1	2	9	7	28	27	84
1420	JEFFERSON COUNTY R-1	7753	SEMPER ELEMENTARY SCHOOL	SCHOOL 1	0	4	29	21	4	6	38	45	182	178	507
1420	JEFFERSON COUNTY R-1	7780	SHAFFER ELEMENTARY SCHOOL	HALF DAY	0	0	1	0	0	0	2	4	24	23	54
1420	JEFFERSON COUNTY R-1	7780	SHAFFER ELEMENTARY SCHOOL	KINDERG/	0	0	0	1	0	1	0	2	22	25	51
1420	JEFFERSON COUNTY R-1	7780	SHAFFER ELEMENTARY SCHOOL	1ST	0	0	1	0	0	1	0	3	52	46	103
1420	JEFFERSON COUNTY R-1	7780	SHAFFER ELEMENTARY SCHOOL	2ND	0	0	1	1	1	0	2	1	38	52	96
1420	JEFFERSON COUNTY R-1	7780	SHAFFER ELEMENTARY SCHOOL	3RD	1	0	1	1	0	0	3	1	49	38	94
1420	JEFFERSON COUNTY R-1	7780	SHAFFER ELEMENTARY SCHOOL	4TH	0	0	4	0	0	1	5	4	43	38	95
1420	JEFFERSON COUNTY R-1	7780	SHAFFER ELEMENTARY SCHOOL	5TH	0	0	1	1	0	1	6	3	45	45	102
1420	JEFFERSON COUNTY R-1	7780	SHAFFER ELEMENTARY SCHOOL	SCHOOL 1	1	0	9	4	1	4	18	18	273	267	595
1420	JEFFERSON COUNTY R-1	7833	SHELTON ELEMENTARY SCHOOL	HALF DAY	0	0	0	0	0	0	3	1	6	10	20
1420	JEFFERSON COUNTY R-1	7833	SHELTON ELEMENTARY SCHOOL	KINDERG/	1	0	2	2	0	0	0	1	11	21	38
1420	JEFFERSON COUNTY R-1	7833	SHELTON ELEMENTARY SCHOOL	1ST	0	0	0	0	1	0	2	0	14	22	39
1420	JEFFERSON COUNTY R-1	7833	SHELTON ELEMENTARY SCHOOL	2ND	0	0	2	2	0	1	5	6	29	30	75
1420	JEFFERSON COUNTY R-1	7833	SHELTON ELEMENTARY SCHOOL	3RD	2	0	0	0	0	0	1	5	21	24	53
1420	JEFFERSON COUNTY R-1	7833	SHELTON ELEMENTARY SCHOOL	4TH	0	0	2	0	0	0	7	3	24	34	70
1420	JEFFERSON COUNTY R-1	7833	SHELTON ELEMENTARY SCHOOL	5TH	0	1	2	0	0	3	5	3	19	24	57
1420	JEFFERSON COUNTY R-1	7833	SHELTON ELEMENTARY SCHOOL	6TH	0	0	1	0	0	0	3	3	42	28	77
1420	JEFFERSON COUNTY R-1	7833	SHELTON ELEMENTARY SCHOOL	SCHOOL 1	3	1	9	4	1	4	26	22	166	193	429
1420	JEFFERSON COUNTY R-1	7870	SIERRA ELEMENTARY SCHOOL	HALF DAY	0	0	1	0	0	0	2	3	21	25	52
1420	JEFFERSON COUNTY R-1	7870	SIERRA ELEMENTARY SCHOOL	KINDERG/	0	0	0	0	1	1	1	1	9	10	23
1420	JEFFERSON COUNTY R-1	7870	SIERRA ELEMENTARY SCHOOL	1ST	1	0	2	2	1	2	4	7	47	27	93
1420	JEFFERSON COUNTY R-1	7870	SIERRA ELEMENTARY SCHOOL	2ND	0	1	1	1	2	1	4	6	33	38	87
1420	JEFFERSON COUNTY R-1	7870	SIERRA ELEMENTARY SCHOOL	3RD	0	0	2	1	0	0	5	8	25	34	75
1420	JEFFERSON COUNTY R-1	7870	SIERRA ELEMENTARY SCHOOL	4TH	0	1	0	3	1	0	2	4	29	31	71
1420	JEFFERSON COUNTY R-1	7870	SIERRA ELEMENTARY SCHOOL	5TH	1	0	2	0	0	0	6	3	39	33	84
1420	JEFFERSON COUNTY R-1	7870	SIERRA ELEMENTARY SCHOOL	6TH	0	0	4	0	1	0	3	6	31	32	77
1420	JEFFERSON COUNTY R-1	7870	SIERRA ELEMENTARY SCHOOL	SCHOOL 1	2	2	12	7	6	4	27	38	234	230	562
1420	JEFFERSON COUNTY R-1	7962	SLATER ELEMENTARY SCHOOL	PK	1	1	0	1	0	1	6	7	15	11	43
1420	JEFFERSON COUNTY R-1	7962	SLATER ELEMENTARY SCHOOL	KINDERG/	1	0	0	1	0	3	4	10	9	15	43
1420	JEFFERSON COUNTY R-1	7962	SLATER ELEMENTARY SCHOOL	1ST	0	1	0	0	2	3	5	10	17	15	53
1420	JEFFERSON COUNTY R-1	7962	SLATER ELEMENTARY SCHOOL	2ND	0	1	0	0	2	1	8	8	8	14	42
1420	JEFFERSON COUNTY R-1	7962	SLATER ELEMENTARY SCHOOL	3RD	1	0	0	0	2	2	7	9	12	13	46




COLORADO DEPARTMENT OF EDUCATION
FALL 2007 PUPIL MEMBERSHIP BY DISTRICT, SCHOOL, GRADE, RACE/ETHNICITY, AND GENDER

District Code	DISTRICT	School Code	SCHOOL	GRADE	AMERICAN INDIAN OR ALASKAN NATIVE	AMERICAN INDIAN OR ALASKAN NATIVE	ASIAN OR PACIFIC ISLANDER	ASIAN OR PACIFIC ISLANDER	BLACK (NOT HISPANIC)	BLACK (NOT HISPANIC)	HISPANIC	HISPANIC	WHITE (NOT HISPANIC)	WHITE (NOT HISPANIC)	Total
					FEMALE	MALE	FEMALE	MALE	FEMALE	MALE	FEMALE	MALE	FEMALE	MALE	
1420	JEFFERSON COUNTY R-1	7962	SLATER ELEMENTARY SCHOOL	4TH	1	1	0	1	1	3	8	8	8	9	40
1420	JEFFERSON COUNTY R-1	7962	SLATER ELEMENTARY SCHOOL	5TH	2	0	0	0	3	0	4	8	11	10	38
1420	JEFFERSON COUNTY R-1	7962	SLATER ELEMENTARY SCHOOL	6TH	1	0	0	0	0	3	7	8	11	14	44
1420	JEFFERSON COUNTY R-1	7962	SLATER ELEMENTARY SCHOOL	SCHOOL 1	7	4	0	3	10	16	49	68	91	101	349
1420	JEFFERSON COUNTY R-1	8036	SOBESKY ACADEMY	2ND	0	0	0	0	0	0	0	0	0	2	2
1420	JEFFERSON COUNTY R-1	8036	SOBESKY ACADEMY	3RD	0	0	0	0	0	0	0	0	0	2	2
1420	JEFFERSON COUNTY R-1	8036	SOBESKY ACADEMY	4TH	0	0	0	0	0	0	0	1	0	3	4
1420	JEFFERSON COUNTY R-1	8036	SOBESKY ACADEMY	5TH	0	0	0	0	0	1	0	0	0	2	3
1420	JEFFERSON COUNTY R-1	8036	SOBESKY ACADEMY	6TH	0	0	0	0	0	0	0	1	0	4	5
1420	JEFFERSON COUNTY R-1	8036	SOBESKY ACADEMY	7TH	0	1	0	0	0	0	0	0	1	5	7
1420	JEFFERSON COUNTY R-1	8036	SOBESKY ACADEMY	8TH	1	0	0	0	0	1	0	1	3	5	11
1420	JEFFERSON COUNTY R-1	8036	SOBESKY ACADEMY	9TH	0	0	0	0	0	2	0	0	3	5	10
1420	JEFFERSON COUNTY R-1	8036	SOBESKY ACADEMY	10TH	0	0	0	0	0	0	1	1	3	7	12
1420	JEFFERSON COUNTY R-1	8036	SOBESKY ACADEMY	11TH	0	0	0	0	0	1	0	0	1	3	5
1420	JEFFERSON COUNTY R-1	8036	SOBESKY ACADEMY	12TH	0	1	0	0	1	0	0	0	2	4	8
1420	JEFFERSON COUNTY R-1	8036	SOBESKY ACADEMY	SCHOOL 1	1	2	0	0	1	5	1	4	13	42	69
1420	JEFFERSON COUNTY R-1	8090	DEANE ELEMENTARY SCHOOL	HALF DAY	2	2	1	1	0	0	6	9	3	2	26
1420	JEFFERSON COUNTY R-1	8090	DEANE ELEMENTARY SCHOOL	KINDERG/	0	0	1	1	0	1	14	9	6	6	38
1420	JEFFERSON COUNTY R-1	8090	DEANE ELEMENTARY SCHOOL	1ST	1	0	1	3	3	1	25	34	7	12	87
1420	JEFFERSON COUNTY R-1	8090	DEANE ELEMENTARY SCHOOL	2ND	1	1	0	1	0	2	23	22	9	8	67
1420	JEFFERSON COUNTY R-1	8090	DEANE ELEMENTARY SCHOOL	3RD	0	2	3	1	2	2	25	18	10	6	69
1420	JEFFERSON COUNTY R-1	8090	DEANE ELEMENTARY SCHOOL	4TH	1	1	1	3	1	1	15	25	5	6	58
1420	JEFFERSON COUNTY R-1	8090	DEANE ELEMENTARY SCHOOL	5TH	0	1	2	3	1	0	22	21	11	6	67
1420	JEFFERSON COUNTY R-1	8090	DEANE ELEMENTARY SCHOOL	6TH	0	1	0	0	3	1	9	12	7	11	44
1420	JEFFERSON COUNTY R-1	8090	DEANE ELEMENTARY SCHOOL	SCHOOL 1	4	8	9	13	10	8	139	150	58	57	456
1420	JEFFERSON COUNTY R-1	8102	SOUTH LAKEWOOD ELEMENTARY SCHOOL	HALF DAY	0	0	1	0	2	9	5	15	10	4	44
1420	JEFFERSON COUNTY R-1	8102	SOUTH LAKEWOOD ELEMENTARY SCHOOL	KINDERG/	0	0	0	3	0	0	0	1	7	13	24
1420	JEFFERSON COUNTY R-1	8102	SOUTH LAKEWOOD ELEMENTARY SCHOOL	1ST	1	0	1	1	0	1	7	9	23	27	70
1420	JEFFERSON COUNTY R-1	8102	SOUTH LAKEWOOD ELEMENTARY SCHOOL	2ND	3	0	1	1	1	0	11	11	24	30	82
1420	JEFFERSON COUNTY R-1	8102	SOUTH LAKEWOOD ELEMENTARY SCHOOL	3RD	1	0	1	0	1	1	8	11	23	23	69
1420	JEFFERSON COUNTY R-1	8102	SOUTH LAKEWOOD ELEMENTARY SCHOOL	4TH	0	1	0	0	2	3	11	8	20	24	69
1420	JEFFERSON COUNTY R-1	8102	SOUTH LAKEWOOD ELEMENTARY SCHOOL	5TH	1	1	2	2	3	0	11	7	28	20	74
1420	JEFFERSON COUNTY R-1	8102	SOUTH LAKEWOOD ELEMENTARY SCHOOL	6TH	0	1	0	0	2	6	7	18	22	56	56
1420	JEFFERSON COUNTY R-1	8102	SOUTH LAKEWOOD ELEMENTARY SCHOOL	SCHOOL 1	6	5	4	7	9	63	59	158	169	488	488
1420	JEFFERSON COUNTY R-1	8209	STANDLEY LAKE HIGH SCHOOL	9TH	6	4	17	16	6	2	26	26	160	161	419
1420	JEFFERSON COUNTY R-1	8209	STANDLEY LAKE HIGH SCHOOL	10TH	3	2	15	16	3	4	34	26	164	142	409
1420	JEFFERSON COUNTY R-1	8209	STANDLEY LAKE HIGH SCHOOL	11TH	3	4	11	16	3	6	25	21	165	145	399
1420	JEFFERSON COUNTY R-1	8209	STANDLEY LAKE HIGH SCHOOL	12TH	2	0	10	14	1	5	20	22	133	138	345
1420	JEFFERSON COUNTY R-1	8209	STANDLEY LAKE HIGH SCHOOL	SCHOOL 1	9	10	53	62	13	17	105	95	622	586	1,572
1420	JEFFERSON COUNTY R-1	8248	STEIN ELEMENTARY SCHOOL	PK	1	0	0	1	0	0	22	14	8	7	53
1420	JEFFERSON COUNTY R-1	8248	STEIN ELEMENTARY SCHOOL	HALF DAY	0	0	0	0	0	1	41	32	4	3	81
1420	JEFFERSON COUNTY R-1	8248	STEIN ELEMENTARY SCHOOL	KINDERG/	1	0	0	0	1	0	5	7	3	3	20
1420	JEFFERSON COUNTY R-1	8248	STEIN ELEMENTARY SCHOOL	1ST	0	1	1	1	1	0	49	44	6	14	117
1420	JEFFERSON COUNTY R-1	8248	STEIN ELEMENTARY SCHOOL	2ND	1	0	0	0	1	2	35	34	7	8	88
1420	JEFFERSON COUNTY R-1	8248	STEIN ELEMENTARY SCHOOL	3RD	1	0	0	0	1	1	35	33	7	10	88
1420	JEFFERSON COUNTY R-1	8248	STEIN ELEMENTARY SCHOOL	4TH	1	0	0	1	3	0	36	27	5	10	84
1420	JEFFERSON COUNTY R-1	8248	STEIN ELEMENTARY SCHOOL	5TH	0	4	0	0	2	2	24	32	4	9	75
1420	JEFFERSON COUNTY R-1	8248	STEIN ELEMENTARY SCHOOL	6TH	1	0	0	2	2	2	30	35	5	10	87
1420	JEFFERSON COUNTY R-1	8248	STEIN ELEMENTARY SCHOOL	SCHOOL 1	5	7	1	5	9	8	277	258	49	74	693
1420	JEFFERSON COUNTY R-1	8272	STEVENS ELEMENTARY SCHOOL	HALF DAY	0	1	0	0	3	2	6	5	8	7	32
1420	JEFFERSON COUNTY R-1	8272	STEVENS ELEMENTARY SCHOOL	KINDERG/	0	1	0	0	0	2	4	7	4	3	21
1420	JEFFERSON COUNTY R-1	8272	STEVENS ELEMENTARY SCHOOL	1ST	0	0	1	0	1	1	10	19	8	15	55
1420	JEFFERSON COUNTY R-1	8272	STEVENS ELEMENTARY SCHOOL	2ND	0	1	1	1	2	4	18	8	10	9	54
1420	JEFFERSON COUNTY R-1	8272	STEVENS ELEMENTARY SCHOOL	3RD	1	2	0	2	0	3	11	13	14	10	56
1420	JEFFERSON COUNTY R-1	8272	STEVENS ELEMENTARY SCHOOL	4TH	1	1	1	3	1	2	16	11	16	15	67
1420	JEFFERSON COUNTY R-1	8272	STEVENS ELEMENTARY SCHOOL	5TH	2	2	2	0	2	1	8	13	18	10	58
1420	JEFFERSON COUNTY R-1	8272	STEVENS ELEMENTARY SCHOOL	6TH	1	2	0	0	2	0	13	7	14	14	53
1420	JEFFERSON COUNTY R-1	8272	STEVENS ELEMENTARY SCHOOL	SCHOOL 1	5	9	6	6	11	15	86	83	92	83	396
1420	JEFFERSON COUNTY R-1	8276	STOBER ELEMENTARY SCHOOL	HALF DAY	0	0	0	0	1	0	1	2	16	9	29
1420	JEFFERSON COUNTY R-1	8276	STOBER ELEMENTARY SCHOOL	KINDERG/	0	0	0	0	0	0	2	0	9	14	25
1420	JEFFERSON COUNTY R-1	8276	STOBER ELEMENTARY SCHOOL	1ST	0	1	1	0	0	0	4	4	13	13	36
1420	JEFFERSON COUNTY R-1	8276	STOBER ELEMENTARY SCHOOL	2ND	0	0	0	0	0	0	5	4	15	13	37
1420	JEFFERSON COUNTY R-1	8276	STOBER ELEMENTARY SCHOOL	3RD	0	0	0	0	0	1	4	5	20	22	52
1420	JEFFERSON COUNTY R-1	8276	STOBER ELEMENTARY SCHOOL	4TH	0	0	0	1	0	0	7	5	16	20	49
1420	JEFFERSON COUNTY R-1	8276	STOBER ELEMENTARY SCHOOL	5TH	0	0	0	0	0	0	5	0	15	18	38
1420	JEFFERSON COUNTY R-1	8276	STOBER ELEMENTARY SCHOOL	6TH	0	1	1	0	0	0	5	4	22	21	54
1420	JEFFERSON COUNTY R-1	8276	STOBER ELEMENTARY SCHOOL	SCHOOL 1	0	2	2	1	1	1	33	24	126	130	320

COLORADO DEPARTMENT OF EDUCATION
FALL 2007 PUPIL MEMBERSHIP BY DISTRICT, SCHOOL, GRADE, RACE/ETHNICITY, AND GENDER

District Code	DISTRICT	School Code	SCHOOL	GRADE	AMERICAN INDIAN OR ALASKAN NATIVE	AMERICAN INDIAN OR ALASKAN NATIVE	ASIAN OR PACIFIC ISLANDER	ASIAN OR PACIFIC ISLANDER	BLACK (NOT HISPANIC)	BLACK (NOT HISPANIC)	HISPANIC	HISPANIC	WHITE (NOT HISPANIC)	WHITE (NOT HISPANIC)	Total	
					FEMALE	MALE	FEMALE	MALE	FEMALE	MALE	FEMALE	MALE	FEMALE	MALE		FEMALE
1420	JEFFERSON COUNTY R-1	8280	STONY CREEK ELEMENTARY SCHOOL	PK	0	0	5	1	0	0	14	9	31	41	101	
1420	JEFFERSON COUNTY R-1	8280	STONY CREEK ELEMENTARY SCHOOL	HALF DAY	0	0	1	0	1	0	5	3	24	10	44	
1420	JEFFERSON COUNTY R-1	8280	STONY CREEK ELEMENTARY SCHOOL	KINDERG/	0	0	0	1	0	0	0	2	7	14	24	
1420	JEFFERSON COUNTY R-1	8280	STONY CREEK ELEMENTARY SCHOOL	1ST	0	0	1	2	1	2	2	28	45	82		
1420	JEFFERSON COUNTY R-1	8280	STONY CREEK ELEMENTARY SCHOOL	2ND	2	1	1	1	0	4	5	45	42	101		
1420	JEFFERSON COUNTY R-1	8280	STONY CREEK ELEMENTARY SCHOOL	3RD	1	1	1	1	0	4	2	5	30	45	90	
1420	JEFFERSON COUNTY R-1	8280	STONY CREEK ELEMENTARY SCHOOL	4TH	0	0	2	3	1	0	5	6	30	45	92	
1420	JEFFERSON COUNTY R-1	8280	STONY CREEK ELEMENTARY SCHOOL	5TH	0	1	2	3	1	5	10	38	34	95		
1420	JEFFERSON COUNTY R-1	8280	STONY CREEK ELEMENTARY SCHOOL	6TH	0	1	4	2	0	3	2	9	44	28	93	
1420	JEFFERSON COUNTY R-1	8280	STONY CREEK ELEMENTARY SCHOOL	SCHOOL 1	3	4	17	14	4	9	39	51	277	304	722	
1420	JEFFERSON COUNTY R-1	8300	STOTT ELEMENTARY SCHOOL	HALF DAY	0	0	0	0	0	0	1	2	5	13	21	
1420	JEFFERSON COUNTY R-1	8300	STOTT ELEMENTARY SCHOOL	KINDERG/	0	0	0	0	0	0	0	1	5	8	14	
1420	JEFFERSON COUNTY R-1	8300	STOTT ELEMENTARY SCHOOL	1ST	0	0	1	0	0	0	6	4	16	19	46	
1420	JEFFERSON COUNTY R-1	8300	STOTT ELEMENTARY SCHOOL	2ND	1	0	2	0	2	1	3	1	17	14	41	
1420	JEFFERSON COUNTY R-1	8300	STOTT ELEMENTARY SCHOOL	3RD	2	0	0	0	0	0	6	4	13	24	49	
1420	JEFFERSON COUNTY R-1	8300	STOTT ELEMENTARY SCHOOL	4TH	0	0	0	1	0	0	3	2	16	14	36	
1420	JEFFERSON COUNTY R-1	8300	STOTT ELEMENTARY SCHOOL	5TH	0	0	1	1	0	0	4	4	20	16	46	
1420	JEFFERSON COUNTY R-1	8300	STOTT ELEMENTARY SCHOOL	6TH	0	0	1	0	0	2	2	2	23	21	51	
1420	JEFFERSON COUNTY R-1	8300	STOTT ELEMENTARY SCHOOL	SCHOOL 1	3	0	5	2	2	3	25	20	115	129	304	
1420	JEFFERSON COUNTY R-1	8381	SUMMIT RIDGE MIDDLE SCHOOL	7TH	2	0	9	9	1	5	17	28	164	185	420	
1420	JEFFERSON COUNTY R-1	8381	SUMMIT RIDGE MIDDLE SCHOOL	8TH	3	2	2	7	5	2	27	15	177	191	431	
1420	JEFFERSON COUNTY R-1	8381	SUMMIT RIDGE MIDDLE SCHOOL	SCHOOL 1	5	2	11	16	6	7	44	43	341	376	851	
1420	JEFFERSON COUNTY R-1	8432	SWANSON ELEMENTARY SCHOOL	PK	1	0	1	2	1	1	14	18	29	26	93	
1420	JEFFERSON COUNTY R-1	8432	SWANSON ELEMENTARY SCHOOL	HALF DAY	0	0	0	4	0	0	13	12	6	13	50	
1420	JEFFERSON COUNTY R-1	8432	SWANSON ELEMENTARY SCHOOL	1ST	0	0	3	1	0	2	11	14	10	20	61	
1420	JEFFERSON COUNTY R-1	8432	SWANSON ELEMENTARY SCHOOL	2ND	0	0	2	3	0	0	21	12	15	16	70	
1420	JEFFERSON COUNTY R-1	8432	SWANSON ELEMENTARY SCHOOL	3RD	0	0	1	0	2	1	0	20	12	14	20	71
1420	JEFFERSON COUNTY R-1	8432	SWANSON ELEMENTARY SCHOOL	4TH	1	0	2	4	1	0	16	6	17	18	66	
1420	JEFFERSON COUNTY R-1	8432	SWANSON ELEMENTARY SCHOOL	5TH	0	0	1	1	0	0	14	23	20	15	74	
1420	JEFFERSON COUNTY R-1	8432	SWANSON ELEMENTARY SCHOOL	6TH	2	0	1	4	1	0	10	16	16	16	67	
1420	JEFFERSON COUNTY R-1	8432	SWANSON ELEMENTARY SCHOOL	SCHOOL 1	7	1	10	21	5	5	119	113	127	144	552	
1420	JEFFERSON COUNTY R-1	8458	JOHN AND KAREN LITZ PRESCHOOL	PK	0	0	5	0	1	0	4	4	34	35	83	
1420	JEFFERSON COUNTY R-1	8458	JOHN AND KAREN LITZ PRESCHOOL	SCHOOL 1	0	0	5	0	1	0	4	4	34	35	83	
1420	JEFFERSON COUNTY R-1	8834	THOMSON ELEMENTARY SCHOOL	HALF DAY	3	1	1	2	0	0	9	7	10	17	50	
1420	JEFFERSON COUNTY R-1	8834	THOMSON ELEMENTARY SCHOOL	1ST	0	0	0	0	1	0	11	6	15	20	55	
1420	JEFFERSON COUNTY R-1	8834	THOMSON ELEMENTARY SCHOOL	2ND	1	1	0	0	1	0	12	10	22	20	67	
1420	JEFFERSON COUNTY R-1	8834	THOMSON ELEMENTARY SCHOOL	3RD	2	2	2	3	2	0	11	9	20	16	67	
1420	JEFFERSON COUNTY R-1	8834	THOMSON ELEMENTARY SCHOOL	4TH	0	0	2	0	0	0	13	6	12	15	48	
1420	JEFFERSON COUNTY R-1	8834	THOMSON ELEMENTARY SCHOOL	5TH	1	1	0	2	0	0	7	10	17	16	54	
1420	JEFFERSON COUNTY R-1	8834	THOMSON ELEMENTARY SCHOOL	6TH	0	0	3	2	0	0	8	9	16	18	56	
1420	JEFFERSON COUNTY R-1	8834	THOMSON ELEMENTARY SCHOOL	SCHOOL 1	8	6	8	9	3	1	71	57	112	122	397	
1420	JEFFERSON COUNTY R-1	9008	UTE MEADOWS ELEMENTARY SCHOOL	HALF DAY	0	0	0	0	0	0	1	1	9	10	21	
1420	JEFFERSON COUNTY R-1	9008	UTE MEADOWS ELEMENTARY SCHOOL	KINDERG/	0	0	2	0	0	1	0	2	15	21	41	
1420	JEFFERSON COUNTY R-1	9008	UTE MEADOWS ELEMENTARY SCHOOL	1ST	0	0	1	0	0	2	2	1	22	28	56	
1420	JEFFERSON COUNTY R-1	9008	UTE MEADOWS ELEMENTARY SCHOOL	2ND	0	0	2	1	1	0	2	3	34	28	71	
1420	JEFFERSON COUNTY R-1	9008	UTE MEADOWS ELEMENTARY SCHOOL	3RD	0	0	1	0	2	0	6	3	26	28	63	
1420	JEFFERSON COUNTY R-1	9008	UTE MEADOWS ELEMENTARY SCHOOL	4TH	0	0	2	1	0	1	4	0	38	26	72	
1420	JEFFERSON COUNTY R-1	9008	UTE MEADOWS ELEMENTARY SCHOOL	5TH	0	0	1	0	1	0	6	3	36	28	72	
1420	JEFFERSON COUNTY R-1	9008	UTE MEADOWS ELEMENTARY SCHOOL	6TH	0	1	3	0	1	2	3	3	33	29	75	
1420	JEFFERSON COUNTY R-1	9008	UTE MEADOWS ELEMENTARY SCHOOL	SCHOOL 1	0	1	11	3	4	7	12	22	213	198	471	
1420	JEFFERSON COUNTY R-1	9052	VAN ARSDALE ELEMENTARY SCHOOL	HALF DAY	0	0	0	0	0	0	1	2	15	19	37	
1420	JEFFERSON COUNTY R-1	9052	VAN ARSDALE ELEMENTARY SCHOOL	KINDERG/	0	0	0	0	0	0	1	0	9	14	24	
1420	JEFFERSON COUNTY R-1	9052	VAN ARSDALE ELEMENTARY SCHOOL	1ST	0	0	0	0	0	0	3	4	42	32	81	
1420	JEFFERSON COUNTY R-1	9052	VAN ARSDALE ELEMENTARY SCHOOL	2ND	0	0	0	0	0	0	4	6	33	36	79	
1420	JEFFERSON COUNTY R-1	9052	VAN ARSDALE ELEMENTARY SCHOOL	3RD	0	0	1	0	1	0	4	3	38	36	83	
1420	JEFFERSON COUNTY R-1	9052	VAN ARSDALE ELEMENTARY SCHOOL	4TH	1	2	2	2	0	2	6	4	29	28	76	
1420	JEFFERSON COUNTY R-1	9052	VAN ARSDALE ELEMENTARY SCHOOL	5TH	0	1	0	0	0	0	5	1	33	37	77	
1420	JEFFERSON COUNTY R-1	9052	VAN ARSDALE ELEMENTARY SCHOOL	6TH	0	0	2	0	0	0	3	2	44	37	88	
1420	JEFFERSON COUNTY R-1	9052	VAN ARSDALE ELEMENTARY SCHOOL	SCHOOL 1	1	3	5	2	1	2	27	22	243	239	545	
1420	JEFFERSON COUNTY R-1	9058	VANDERHOOF ELEMENTARY SCHOOL	HALF DAY	0	0	0	0	0	0	1	1	21	17	40	
1420	JEFFERSON COUNTY R-1	9058	VANDERHOOF ELEMENTARY SCHOOL	KINDERG/	0	0	0	0	0	0	2	1	9	11	23	
1420	JEFFERSON COUNTY R-1	9058	VANDERHOOF ELEMENTARY SCHOOL	1ST	0	0	0	2	0	1	4	2	27	33	69	
1420	JEFFERSON COUNTY R-1	9058	VANDERHOOF ELEMENTARY SCHOOL	2ND	0	0	2	0	0	1	7	0	39	32	81	
1420	JEFFERSON COUNTY R-1	9058	VANDERHOOF ELEMENTARY SCHOOL	3RD	0	0	0	2	1	0	5	5	24	39	76	
1420	JEFFERSON COUNTY R-1	9058	VANDERHOOF ELEMENTARY SCHOOL	4TH	0	0	0	1	1	0	8	5	32	36	83	
1420	JEFFERSON COUNTY R-1	9058	VANDERHOOF ELEMENTARY SCHOOL	5TH	0	0	0	1	0	1	5	3	32	42	84	
1420	JEFFERSON COUNTY R-1	9058	VANDERHOOF ELEMENTARY SCHOOL	6TH	0	1	2	3	1	0	2	6	32	36	83	




COLORADO DEPARTMENT OF EDUCATION
FALL 2007 PUPIL MEMBERSHIP BY DISTRICT, SCHOOL, GRADE, RACE/ETHNICITY, AND GENDER

District Code	DISTRICT	School Code	SCHOOL	GRADE	AMERICAN INDIAN OR ALASKAN NATIVE	AMERICAN INDIAN OR ALASKAN NATIVE	ASIAN OR PACIFIC ISLANDER	ASIAN OR PACIFIC ISLANDER	BLACK (NOT HISPANIC)	BLACK (NOT HISPANIC)	HISPANIC	HISPANIC	WHITE (NOT HISPANIC)	WHITE (NOT HISPANIC)	Total
					FEMALE	MALE	FEMALE	MALE	FEMALE	MALE	FEMALE	MALE	FEMALE	MALE	
1420	JEFFERSON COUNTY R-1	9058	VANDERHOOF ELEMENTARY SCHOOL	SCHOOL 1	0	1	4	9	3	3	34	23	216	246	539
1420	JEFFERSON COUNTY R-1	9154	VIVIAN ELEMENTARY SCHOOL	HALF DAY	1	0	0	0	0	0	0	1	0	1	3
1420	JEFFERSON COUNTY R-1	9154	VIVIAN ELEMENTARY SCHOOL	KINDERG/	0	1	0	0	0	0	5	3	6	10	25
1420	JEFFERSON COUNTY R-1	9154	VIVIAN ELEMENTARY SCHOOL	1ST	1	0	2	0	1	1	3	7	14	30	40
1420	JEFFERSON COUNTY R-1	9154	VIVIAN ELEMENTARY SCHOOL	2ND	1	1	1	0	0	0	3	7	7	4	24
1420	JEFFERSON COUNTY R-1	9154	VIVIAN ELEMENTARY SCHOOL	3RD	1	0	0	0	0	1	9	3	13	9	36
1420	JEFFERSON COUNTY R-1	9154	VIVIAN ELEMENTARY SCHOOL	4TH	2	0	2	2	1	1	5	3	6	18	40
1420	JEFFERSON COUNTY R-1	9154	VIVIAN ELEMENTARY SCHOOL	5TH	0	1	0	0	2	1	1	6	4	11	26
1420	JEFFERSON COUNTY R-1	9154	VIVIAN ELEMENTARY SCHOOL	6TH	0	1	2	0	1	0	2	2	10	9	27
1420	JEFFERSON COUNTY R-1	9154	VIVIAN ELEMENTARY SCHOOL	SCHOOL 1	6	4	7	2	5	4	26	28	53	76	211
1420	JEFFERSON COUNTY R-1	9232	WARDER ELEMENTARY SCHOOL	HALF DAY	0	0	0	0	2	0	3	6	13	14	38
1420	JEFFERSON COUNTY R-1	9232	WARDER ELEMENTARY SCHOOL	1ST	1	1	2	1	0	2	7	19	16	49	61
1420	JEFFERSON COUNTY R-1	9232	WARDER ELEMENTARY SCHOOL	2ND	0	0	0	1	1	4	4	8	20	15	53
1420	JEFFERSON COUNTY R-1	9232	WARDER ELEMENTARY SCHOOL	3RD	0	1	2	0	0	6	8	19	18	54	61
1420	JEFFERSON COUNTY R-1	9232	WARDER ELEMENTARY SCHOOL	4TH	1	0	1	1	1	2	10	4	11	22	53
1420	JEFFERSON COUNTY R-1	9232	WARDER ELEMENTARY SCHOOL	5TH	1	0	1	0	2	7	3	16	15	45	61
1420	JEFFERSON COUNTY R-1	9232	WARDER ELEMENTARY SCHOOL	6TH	0	0	0	1	0	1	12	4	17	26	61
1420	JEFFERSON COUNTY R-1	9232	WARDER ELEMENTARY SCHOOL	SCHOOL 1	3	2	6	4	4	9	44	40	115	126	353
1420	JEFFERSON COUNTY R-1	9234	WARREN OCCUPATION TECHNICAL CENTER	11TH	0	0	0	0	0	0	0	0	3	6	9
1420	JEFFERSON COUNTY R-1	9234	WARREN OCCUPATION TECHNICAL CENTER	12TH	0	0	0	0	0	0	1	2	12	17	32
1420	JEFFERSON COUNTY R-1	9234	WARREN OCCUPATION TECHNICAL CENTER	SCHOOL 1	0	0	0	0	0	0	1	2	15	23	41
1420	JEFFERSON COUNTY R-1	9299	WAYNE CARLE MIDDLE SCHOOL	7TH	2	2	4	3	1	4	12	13	71	72	184
1420	JEFFERSON COUNTY R-1	9299	WAYNE CARLE MIDDLE SCHOOL	8TH	1	1	6	3	1	2	6	18	72	63	173
1420	JEFFERSON COUNTY R-1	9299	WAYNE CARLE MIDDLE SCHOOL	SCHOOL 1	3	3	10	6	2	6	18	31	143	135	357
1420	JEFFERSON COUNTY R-1	9328	WEBER ELEMENTARY SCHOOL	HALF DAY	0	0	0	2	1	0	1	1	18	15	38
1420	JEFFERSON COUNTY R-1	9328	WEBER ELEMENTARY SCHOOL	KINDERG/	0	0	1	0	0	2	2	7	8	20	38
1420	JEFFERSON COUNTY R-1	9328	WEBER ELEMENTARY SCHOOL	1ST	0	0	0	0	0	4	3	23	28	58	68
1420	JEFFERSON COUNTY R-1	9328	WEBER ELEMENTARY SCHOOL	2ND	1	2	1	0	0	6	4	39	32	85	96
1420	JEFFERSON COUNTY R-1	9328	WEBER ELEMENTARY SCHOOL	3RD	0	0	0	0	1	0	7	8	21	29	66
1420	JEFFERSON COUNTY R-1	9328	WEBER ELEMENTARY SCHOOL	4TH	0	0	2	0	0	8	6	32	20	68	80
1420	JEFFERSON COUNTY R-1	9328	WEBER ELEMENTARY SCHOOL	5TH	0	0	2	2	0	3	4	2	15	21	49
1420	JEFFERSON COUNTY R-1	9328	WEBER ELEMENTARY SCHOOL	6TH	0	0	2	0	0	1	3	2	26	23	55
1420	JEFFERSON COUNTY R-1	9328	WEBER ELEMENTARY SCHOOL	SCHOOL 1	1	2	6	4	2	4	35	28	181	176	439
1420	JEFFERSON COUNTY R-1	9342	WELCHESTER ELEMENTARY SCHOOL	HALF DAY	0	0	0	0	1	1	2	2	7	14	20
1420	JEFFERSON COUNTY R-1	9342	WELCHESTER ELEMENTARY SCHOOL	KINDERG/	0	0	0	1	0	0	3	2	8	6	20
1420	JEFFERSON COUNTY R-1	9342	WELCHESTER ELEMENTARY SCHOOL	1ST	0	2	2	0	2	1	3	3	21	12	46
1420	JEFFERSON COUNTY R-1	9342	WELCHESTER ELEMENTARY SCHOOL	2ND	2	2	2	0	2	2	4	2	19	15	48
1420	JEFFERSON COUNTY R-1	9342	WELCHESTER ELEMENTARY SCHOOL	3RD	0	1	3	2	1	2	7	3	14	18	51
1420	JEFFERSON COUNTY R-1	9342	WELCHESTER ELEMENTARY SCHOOL	4TH	1	0	1	0	3	1	6	2	14	11	39
1420	JEFFERSON COUNTY R-1	9342	WELCHESTER ELEMENTARY SCHOOL	5TH	1	0	2	1	0	2	10	5	15	18	54
1420	JEFFERSON COUNTY R-1	9342	WELCHESTER ELEMENTARY SCHOOL	6TH	0	1	1	1	1	1	2	4	16	12	38
1420	JEFFERSON COUNTY R-1	9342	WELCHESTER ELEMENTARY SCHOOL	SCHOOL 1	4	6	9	7	7	10	36	23	109	99	310
1420	JEFFERSON COUNTY R-1	9412	WESTGATE ELEMENTARY SCHOOL	HALF DAY	1	0	1	0	0	0	13	9	20	13	57
1420	JEFFERSON COUNTY R-1	9412	WESTGATE ELEMENTARY SCHOOL	KINDERG/	0	0	0	2	0	0	1	3	8	8	22
1420	JEFFERSON COUNTY R-1	9412	WESTGATE ELEMENTARY SCHOOL	1ST	0	1	1	2	1	2	17	8	25	31	88
1420	JEFFERSON COUNTY R-1	9412	WESTGATE ELEMENTARY SCHOOL	2ND	0	1	2	0	1	3	9	14	22	28	80
1420	JEFFERSON COUNTY R-1	9412	WESTGATE ELEMENTARY SCHOOL	3RD	1	0	3	3	3	0	11	11	32	32	96
1420	JEFFERSON COUNTY R-1	9412	WESTGATE ELEMENTARY SCHOOL	4TH	0	2	0	1	0	1	16	16	21	32	89
1420	JEFFERSON COUNTY R-1	9412	WESTGATE ELEMENTARY SCHOOL	5TH	1	0	1	3	0	5	7	7	28	28	80
1420	JEFFERSON COUNTY R-1	9412	WESTGATE ELEMENTARY SCHOOL	6TH	0	1	4	4	1	2	6	3	26	29	76
1420	JEFFERSON COUNTY R-1	9412	WESTGATE ELEMENTARY SCHOOL	SCHOOL 1	3	5	12	15	6	13	80	71	182	201	588
1420	JEFFERSON COUNTY R-1	9424	WEST JEFFERSON ELEMENTARY SCHOOL	PK	0	0	4	0	0	0	1	1	46	43	96
1420	JEFFERSON COUNTY R-1	9424	WEST JEFFERSON ELEMENTARY SCHOOL	KINDERG/	0	0	1	0	0	0	1	0	14	16	32
1420	JEFFERSON COUNTY R-1	9424	WEST JEFFERSON ELEMENTARY SCHOOL	1ST	0	0	1	0	1	0	0	1	15	18	36
1420	JEFFERSON COUNTY R-1	9424	WEST JEFFERSON ELEMENTARY SCHOOL	2ND	0	0	1	1	0	0	3	1	22	24	52
1420	JEFFERSON COUNTY R-1	9424	WEST JEFFERSON ELEMENTARY SCHOOL	3RD	0	0	1	0	1	0	2	2	28	38	70
1420	JEFFERSON COUNTY R-1	9424	WEST JEFFERSON ELEMENTARY SCHOOL	4TH	0	0	0	0	1	0	1	0	10	25	37
1420	JEFFERSON COUNTY R-1	9424	WEST JEFFERSON ELEMENTARY SCHOOL	5TH	0	0	0	0	0	1	1	2	29	53	61
1420	JEFFERSON COUNTY R-1	9424	WEST JEFFERSON ELEMENTARY SCHOOL	SCHOOL 1	1	0	8	1	3	0	7	6	157	193	376
1420	JEFFERSON COUNTY R-1	9427	WOODROW WILSON CHARTER ACADEMY	HALF DAY	0	0	0	1	0	0	1	1	14	14	31
1420	JEFFERSON COUNTY R-1	9427	WOODROW WILSON CHARTER ACADEMY	KINDERG/	0	0	0	0	1	0	1	2	13	16	33
1420	JEFFERSON COUNTY R-1	9427	WOODROW WILSON CHARTER ACADEMY	1ST	0	0	3	0	0	1	2	0	30	25	61
1420	JEFFERSON COUNTY R-1	9427	WOODROW WILSON CHARTER ACADEMY	2ND	1	0	3	2	0	0	2	1	30	22	61
1420	JEFFERSON COUNTY R-1	9427	WOODROW WILSON CHARTER ACADEMY	3RD	0	1	1	3	0	0	3	3	16	37	64
1420	JEFFERSON COUNTY R-1	9427	WOODROW WILSON CHARTER ACADEMY	4TH	0	0	1	0	0	0	2	5	23	28	59
1420	JEFFERSON COUNTY R-1	9427	WOODROW WILSON CHARTER ACADEMY	5TH	0	1	3	0	0	0	2	4	24	25	59
1420	JEFFERSON COUNTY R-1	9427	WOODROW WILSON CHARTER ACADEMY	6TH	0	0	2	0	1	0	1	4	25	26	59

COLORADO DEPARTMENT OF EDUCATION
FALL 2007 PUPIL MEMBERSHIP BY DISTRICT, SCHOOL, GRADE, RACE/ETHNICITY, AND GENDER

District Code	DISTRICT	School Code	SCHOOL	GRADE	AMERICAN INDIAN OR ALASKAN NATIVE	AMERICAN INDIAN OR ALASKAN NATIVE	ASIAN OR PACIFIC ISLANDER	ASIAN OR PACIFIC ISLANDER	BLACK (NOT HISPANIC)	BLACK (NOT HISPANIC)	HISPANIC	HISPANIC	WHITE (NOT HISPANIC)	WHITE (NOT HISPANIC)	Total
					FEMALE	MALE	FEMALE	MALE	FEMALE	MALE	FEMALE	MALE	FEMALE	MALE	
1420	JEFFERSON COUNTY R-1	9427	WOODROW WILSON CHARTER ACADEMY	7TH	0	0	0	0	0	0	5	2	21	15	43
1420	JEFFERSON COUNTY R-1	9427	WOODROW WILSON CHARTER ACADEMY	8TH	0	1	0	0	0	2	4	0	10	25	42
1420	JEFFERSON COUNTY R-1	9427	WOODROW WILSON CHARTER ACADEMY	SCHOOL 1	1	3	13	6	2	3	23	22	206	233	512
1420	JEFFERSON COUNTY R-1	9428	WEST JEFFERSON MIDDLE SCHOOL	6TH	1	2	3	0	2	1	10	2	86	96	203
1420	JEFFERSON COUNTY R-1	9428	WEST JEFFERSON MIDDLE SCHOOL	7TH	3	0	0	2	1	2	5	7	97	110	227
1420	JEFFERSON COUNTY R-1	9428	WEST JEFFERSON MIDDLE SCHOOL	8TH	1	0	1	2	1	0	5	1	92	104	207
1420	JEFFERSON COUNTY R-1	9428	WEST JEFFERSON MIDDLE SCHOOL	SCHOOL 1	5	2	4	4	4	3	20	10	275	310	637
1420	JEFFERSON COUNTY R-1	9429	WEST WOODS ELEMENTARY SCHOOL	HALF DAY	0	0	3	0	0	0	2	0	20	9	34
1420	JEFFERSON COUNTY R-1	9429	WEST WOODS ELEMENTARY SCHOOL	KINDERG/	0	0	1	1	0	0	0	1	14	7	24
1420	JEFFERSON COUNTY R-1	9429	WEST WOODS ELEMENTARY SCHOOL	1ST	0	0	2	1	1	0	2	0	32	50	88
1420	JEFFERSON COUNTY R-1	9429	WEST WOODS ELEMENTARY SCHOOL	2ND	1	0	1	1	0	0	4	9	45	40	101
1420	JEFFERSON COUNTY R-1	9429	WEST WOODS ELEMENTARY SCHOOL	3RD	0	1	3	1	0	0	5	1	41	37	90
1420	JEFFERSON COUNTY R-1	9429	WEST WOODS ELEMENTARY SCHOOL	4TH	0	0	1	1	0	0	1	2	55	42	102
1420	JEFFERSON COUNTY R-1	9429	WEST WOODS ELEMENTARY SCHOOL	5TH	0	1	1	0	0	1	3	4	32	57	99
1420	JEFFERSON COUNTY R-1	9429	WEST WOODS ELEMENTARY SCHOOL	6TH	0	1	1	1	0	0	5	7	39	36	90
1420	JEFFERSON COUNTY R-1	9429	WEST WOODS ELEMENTARY SCHOOL	SCHOOL 1	2	3	13	6	1	1	22	24	278	278	628
1420	JEFFERSON COUNTY R-1	9432	DENNISON ELEMENTARY SCHOOL	HALF DAY	0	1	1	2	0	0	2	3	16	15	40
1420	JEFFERSON COUNTY R-1	9432	DENNISON ELEMENTARY SCHOOL	KINDERG/	0	0	1	2	0	0	1	2	22	20	48
1420	JEFFERSON COUNTY R-1	9432	DENNISON ELEMENTARY SCHOOL	1ST	3	0	3	2	0	1	7	5	37	30	88
1420	JEFFERSON COUNTY R-1	9432	DENNISON ELEMENTARY SCHOOL	2ND	0	1	3	3	0	0	6	1	40	34	88
1420	JEFFERSON COUNTY R-1	9432	DENNISON ELEMENTARY SCHOOL	3RD	0	0	3	3	0	0	5	5	31	43	90
1420	JEFFERSON COUNTY R-1	9432	DENNISON ELEMENTARY SCHOOL	4TH	1	0	6	1	1	0	3	2	35	41	90
1420	JEFFERSON COUNTY R-1	9432	DENNISON ELEMENTARY SCHOOL	5TH	1	1	2	3	1	0	3	0	34	45	90
1420	JEFFERSON COUNTY R-1	9432	DENNISON ELEMENTARY SCHOOL	6TH	0	0	1	2	0	0	3	1	51	32	90
1420	JEFFERSON COUNTY R-1	9432	DENNISON ELEMENTARY SCHOOL	SCHOOL 1	5	3	20	18	2	1	30	19	266	260	624
1420	JEFFERSON COUNTY R-1	9490	WESTRIDGE ELEMENTARY SCHOOL	PK	0	0	4	4	0	1	6	11	35	46	109
1420	JEFFERSON COUNTY R-1	9490	WESTRIDGE ELEMENTARY SCHOOL	HALF DAY	0	0	2	1	0	1	2	3	13	27	49
1420	JEFFERSON COUNTY R-1	9490	WESTRIDGE ELEMENTARY SCHOOL	KINDERG/	1	0	0	0	0	0	1	1	10	12	24
1420	JEFFERSON COUNTY R-1	9490	WESTRIDGE ELEMENTARY SCHOOL	1ST	0	0	2	3	0	0	3	5	40	30	83
1420	JEFFERSON COUNTY R-1	9490	WESTRIDGE ELEMENTARY SCHOOL	2ND	2	0	1	2	1	0	2	5	24	27	64
1420	JEFFERSON COUNTY R-1	9490	WESTRIDGE ELEMENTARY SCHOOL	3RD	0	1	2	1	0	0	3	4	34	27	72
1420	JEFFERSON COUNTY R-1	9490	WESTRIDGE ELEMENTARY SCHOOL	4TH	2	0	3	5	0	2	4	5	27	34	82
1420	JEFFERSON COUNTY R-1	9490	WESTRIDGE ELEMENTARY SCHOOL	5TH	0	0	2	1	0	0	3	1	34	39	80
1420	JEFFERSON COUNTY R-1	9490	WESTRIDGE ELEMENTARY SCHOOL	6TH	1	0	1	1	0	0	3	5	30	21	62
1420	JEFFERSON COUNTY R-1	9490	WESTRIDGE ELEMENTARY SCHOOL	SCHOOL 1	6	3	17	18	1	4	26	40	247	263	625
1420	JEFFERSON COUNTY R-1	9506	WHEAT RIDGE MIDDLE SCHOOL	7TH	2	2	1	3	1	3	66	75	22	21	196
1420	JEFFERSON COUNTY R-1	9506	WHEAT RIDGE MIDDLE SCHOOL	8TH	1	3	0	0	7	4	43	48	24	24	154
1420	JEFFERSON COUNTY R-1	9506	WHEAT RIDGE MIDDLE SCHOOL	SCHOOL 1	3	5	1	3	8	7	109	123	46	45	350
1420	JEFFERSON COUNTY R-1	9510	WHEAT RIDGE HIGH SCHOOL	9TH	2	2	5	3	4	2	37	44	124	119	342
1420	JEFFERSON COUNTY R-1	9510	WHEAT RIDGE HIGH SCHOOL	10TH	1	2	4	2	1	6	26	28	110	128	308
1420	JEFFERSON COUNTY R-1	9510	WHEAT RIDGE HIGH SCHOOL	11TH	0	3	4	5	1	1	29	31	146	128	348
1420	JEFFERSON COUNTY R-1	9510	WHEAT RIDGE HIGH SCHOOL	12TH	3	2	3	4	3	4	33	25	155	129	361
1420	JEFFERSON COUNTY R-1	9510	WHEAT RIDGE HIGH SCHOOL	SCHOOL 1	6	9	16	14	9	13	125	128	535	504	1,359
1420	JEFFERSON COUNTY R-1	9638	WILMORE DAVIS ELEMENTARY SCHOOL	HALF DAY	0	1	0	0	1	1	9	4	13	5	34
1420	JEFFERSON COUNTY R-1	9638	WILMORE DAVIS ELEMENTARY SCHOOL	1ST	2	0	0	0	1	1	6	10	13	12	45
1420	JEFFERSON COUNTY R-1	9638	WILMORE DAVIS ELEMENTARY SCHOOL	2ND	1	1	1	0	1	3	8	12	13	41	41
1420	JEFFERSON COUNTY R-1	9638	WILMORE DAVIS ELEMENTARY SCHOOL	3RD	0	2	1	0	0	2	9	4	13	17	48
1420	JEFFERSON COUNTY R-1	9638	WILMORE DAVIS ELEMENTARY SCHOOL	4TH	0	0	0	0	0	1	5	10	12	10	38
1420	JEFFERSON COUNTY R-1	9638	WILMORE DAVIS ELEMENTARY SCHOOL	5TH	0	1	0	2	0	2	8	10	11	17	51
1420	JEFFERSON COUNTY R-1	9638	WILMORE DAVIS ELEMENTARY SCHOOL	6TH	0	0	0	3	1	2	7	11	16	16	56
1420	JEFFERSON COUNTY R-1	9638	WILMORE DAVIS ELEMENTARY SCHOOL	SCHOOL 1	3	5	2	5	4	10	47	57	90	90	313
1420	JEFFERSON COUNTY R-1	9648	WILMOT ELEMENTARY SCHOOL	PK	1	0	0	1	0	0	2	1	42	44	91
1420	JEFFERSON COUNTY R-1	9648	WILMOT ELEMENTARY SCHOOL	HALF DAY	0	0	0	1	0	0	0	0	16	14	31
1420	JEFFERSON COUNTY R-1	9648	WILMOT ELEMENTARY SCHOOL	KINDERG/	0	0	0	0	0	0	0	1	8	11	20
1420	JEFFERSON COUNTY R-1	9648	WILMOT ELEMENTARY SCHOOL	1ST	0	2	3	0	0	0	0	1	19	34	59
1420	JEFFERSON COUNTY R-1	9648	WILMOT ELEMENTARY SCHOOL	2ND	1	0	1	1	0	0	0	0	23	33	59
1420	JEFFERSON COUNTY R-1	9648	WILMOT ELEMENTARY SCHOOL	3RD	0	1	4	0	0	0	1	1	29	35	71
1420	JEFFERSON COUNTY R-1	9648	WILMOT ELEMENTARY SCHOOL	4TH	0	1	2	2	0	1	1	0	35	18	60
1420	JEFFERSON COUNTY R-1	9648	WILMOT ELEMENTARY SCHOOL	5TH	0	4	0	0	0	0	3	0	35	49	91
1420	JEFFERSON COUNTY R-1	9648	WILMOT ELEMENTARY SCHOOL	SCHOOL 1	2	8	10	5	0	1	7	4	207	238	482
1420	JEFFERSON COUNTY R-1	9678	WITT ELEMENTARY SCHOOL	HALF DAY	0	0	0	0	0	0	5	5	6	5	21
1420	JEFFERSON COUNTY R-1	9678	WITT ELEMENTARY SCHOOL	KINDERG/	0	0	0	0	0	0	3	1	5	9	18
1420	JEFFERSON COUNTY R-1	9678	WITT ELEMENTARY SCHOOL	1ST	1	0	1	3	0	0	3	4	11	24	47
1420	JEFFERSON COUNTY R-1	9678	WITT ELEMENTARY SCHOOL	2ND	0	0	0	0	2	0	5	8	17	23	55
1420	JEFFERSON COUNTY R-1	9678	WITT ELEMENTARY SCHOOL	3RD	0	0	0	1	1	0	4	5	18	22	51
1420	JEFFERSON COUNTY R-1	9678	WITT ELEMENTARY SCHOOL	4TH	0	0	0	1	0	2	4	2	20	22	51
1420	JEFFERSON COUNTY R-1	9678	WITT ELEMENTARY SCHOOL	5TH	0	0	0	1	2	3	3	9	20	18	56



COLORADO DEPARTMENT OF EDUCATION
FALL 2007 PUPIL MEMBERSHIP BY DISTRICT, SCHOOL, GRADE, RACE/ETHNICITY, AND GENDER

District Code	DISTRICT	School Code	SCHOOL	GRADE	AMERICAN INDIAN OR ALASKAN NATIVE		ASIAN OR PACIFIC ISLANDER		BLACK (NOT HISPANIC)		HISPANIC		WHITE (NOT HISPANIC)		Total	
					FEMALE	MALE	FEMALE	MALE	FEMALE	MALE	FEMALE	MALE	FEMALE	MALE		
1420	JEFFERSON COUNTY R-1	9678	WITT ELEMENTARY SCHOOL	6TH	0	0	3	1	0	0	4	3	9	32	52	
1420	JEFFERSON COUNTY R-1	9678	WITT ELEMENTARY SCHOOL	SCHOOL 1	1	0	4	7	5	31	37	106	155	351		
1420	JEFFERSON COUNTY R-1	9800	ZERGER ELEMENTARY SCHOOL	HALF DAY	1	0	1	1	2	0	4	12	18	39		
1420	JEFFERSON COUNTY R-1	9800	ZERGER ELEMENTARY SCHOOL	1ST	1	0	1	1	0	2	3	8	13	40		
1420	JEFFERSON COUNTY R-1	9800	ZERGER ELEMENTARY SCHOOL	2ND	0	0	0	2	0	0	2	9	16	42		
1420	JEFFERSON COUNTY R-1	9800	ZERGER ELEMENTARY SCHOOL	3RD	0	1	1	2	0	0	3	8	13	42		
1420	JEFFERSON COUNTY R-1	9800	ZERGER ELEMENTARY SCHOOL	4TH	0	1	1	0	0	1	5	14	15	37		
1420	JEFFERSON COUNTY R-1	9800	ZERGER ELEMENTARY SCHOOL	5TH	0	0	1	0	1	2	2	17	13	36		
1420	JEFFERSON COUNTY R-1	9800	ZERGER ELEMENTARY SCHOOL	6TH	1	0	0	1	0	0	4	11	15	50		
1420	JEFFERSON COUNTY R-1	9800	ZERGER ELEMENTARY SCHOOL	SCHOOL 1	3	2	5	7	3	2	15	47	100	102	286	
1420	JEFFERSON COUNTY R-1		DISTRICT TOTAL			498	542	1,676	1,586	786	891	7,933	8,063	31,138	33,069	86,182
1430	EADS RE-1	2328	EADS ELEMENTARY SCHOOL	PK	0	0	0	0	0	0	1	0	7	8	16	
1430	EADS RE-1	2328	EADS ELEMENTARY SCHOOL	KINDERG/	0	0	0	1	0	0	1	1	5	5	13	
1430	EADS RE-1	2328	EADS ELEMENTARY SCHOOL	1ST	0	0	0	0	0	0	0	0	5	3	8	
1430	EADS RE-1	2328	EADS ELEMENTARY SCHOOL	2ND	0	0	0	0	0	0	0	1	5	5	11	
1430	EADS RE-1	2328	EADS ELEMENTARY SCHOOL	3RD	0	0	1	0	0	0	1	0	4	9	15	
1430	EADS RE-1	2328	EADS ELEMENTARY SCHOOL	4TH	0	0	0	0	0	0	0	1	3	4	8	
1430	EADS RE-1	2328	EADS ELEMENTARY SCHOOL	5TH	0	0	0	0	1	0	0	0	4	5	10	
1430	EADS RE-1	2328	EADS ELEMENTARY SCHOOL	SCHOOL 1	0	0	1	1	1	0	3	3	33	39	81	
1430	EADS RE-1	2332	EADS MIDDLE SCHOOL	6TH	0	0	0	1	1	0	0	0	11	2	15	
1430	EADS RE-1	2332	EADS MIDDLE SCHOOL	7TH	0	0	0	0	0	0	0	2	4	12	18	
1430	EADS RE-1	2332	EADS MIDDLE SCHOOL	8TH	0	0	0	0	0	0	0	3	7	5	15	
1430	EADS RE-1	2332	EADS MIDDLE SCHOOL	SCHOOL 1	0	0	0	1	1	0	0	5	22	19	48	
1430	EADS RE-1	2336	EADS HIGH SCHOOL	9TH	0	0	0	0	0	0	0	1	5	7	13	
1430	EADS RE-1	2336	EADS HIGH SCHOOL	10TH	0	0	0	0	0	0	0	0	4	10	14	
1430	EADS RE-1	2336	EADS HIGH SCHOOL	11TH	0	0	1	0	0	0	0	1	10	9	21	
1430	EADS RE-1	2336	EADS HIGH SCHOOL	12TH	0	0	0	0	0	0	0	0	7	7	15	
1430	EADS RE-1	2336	EADS HIGH SCHOOL	SCHOOL 1	1	0	1	0	0	0	0	2	26	33	63	
1430	EADS RE-1		DISTRICT TOTAL			1	0	2	2	2	0	3	10	81	91	192
1440	PLAINVIEW RE-2	6992	PLAINVIEW ELEMENTARY SCHOOL	PK	0	0	0	0	0	0	0	0	4	0	4	
1440	PLAINVIEW RE-2	6992	PLAINVIEW ELEMENTARY SCHOOL	KINDERG/	0	0	0	0	0	0	0	0	4	6	10	
1440	PLAINVIEW RE-2	6992	PLAINVIEW ELEMENTARY SCHOOL	1ST	0	0	0	0	0	0	0	0	3	3	6	
1440	PLAINVIEW RE-2	6992	PLAINVIEW ELEMENTARY SCHOOL	2ND	0	0	0	0	0	0	0	0	3	5	8	
1440	PLAINVIEW RE-2	6992	PLAINVIEW ELEMENTARY SCHOOL	3RD	0	0	0	0	0	0	0	0	1	4	5	
1440	PLAINVIEW RE-2	6992	PLAINVIEW ELEMENTARY SCHOOL	4TH	0	0	0	0	0	0	0	0	0	3	3	
1440	PLAINVIEW RE-2	6992	PLAINVIEW ELEMENTARY SCHOOL	5TH	0	0	0	0	0	0	0	1	1	1	3	
1440	PLAINVIEW RE-2	6992	PLAINVIEW ELEMENTARY SCHOOL	SCHOOL 1	0	0	0	0	0	0	0	1	16	22	39	
1440	PLAINVIEW RE-2	7009	PLAINVIEW JUNIOR-SENIOR HIGH SCHOOL	6TH	0	0	0	0	0	0	0	0	2	1	3	
1440	PLAINVIEW RE-2	7009	PLAINVIEW JUNIOR-SENIOR HIGH SCHOOL	7TH	0	0	0	0	0	0	0	0	0	2	2	
1440	PLAINVIEW RE-2	7009	PLAINVIEW JUNIOR-SENIOR HIGH SCHOOL	8TH	0	0	0	0	0	0	2	0	2	0	4	
1440	PLAINVIEW RE-2	7009	PLAINVIEW JUNIOR-SENIOR HIGH SCHOOL	9TH	0	0	0	0	0	0	0	0	2	1	3	
1440	PLAINVIEW RE-2	7009	PLAINVIEW JUNIOR-SENIOR HIGH SCHOOL	10TH	0	0	0	0	0	0	1	2	2	5	5	
1440	PLAINVIEW RE-2	7009	PLAINVIEW JUNIOR-SENIOR HIGH SCHOOL	11TH	0	0	0	0	0	0	1	2	1	4	4	
1440	PLAINVIEW RE-2	7009	PLAINVIEW JUNIOR-SENIOR HIGH SCHOOL	12TH	0	0	0	0	0	0	1	0	0	0	1	
1440	PLAINVIEW RE-2	7009	PLAINVIEW JUNIOR-SENIOR HIGH SCHOOL	SCHOOL 1	0	0	0	0	0	0	3	2	10	7	22	
1440	PLAINVIEW RE-2		DISTRICT TOTAL			0	0	0	0	0	0	3	3	26	29	61
1450	ARRIBA-FLAGLER C-20	2956	FLAGLER ELEMENTARY SCHOOL	PK	0	0	0	0	0	0	0	0	9	12	21	
1450	ARRIBA-FLAGLER C-20	2956	FLAGLER ELEMENTARY SCHOOL	HALF DAY	0	0	0	0	0	0	0	0	3	0	3	
1450	ARRIBA-FLAGLER C-20	2956	FLAGLER ELEMENTARY SCHOOL	KINDERG/	0	0	0	0	0	0	0	0	1	0	1	
1450	ARRIBA-FLAGLER C-20	2956	FLAGLER ELEMENTARY SCHOOL	1ST	0	0	0	0	0	0	0	0	4	9	13	
1450	ARRIBA-FLAGLER C-20	2956	FLAGLER ELEMENTARY SCHOOL	2ND	0	0	0	0	0	0	0	0	5	8	13	
1450	ARRIBA-FLAGLER C-20	2956	FLAGLER ELEMENTARY SCHOOL	3RD	0	0	1	1	0	0	0	0	3	5	10	
1450	ARRIBA-FLAGLER C-20	2956	FLAGLER ELEMENTARY SCHOOL	4TH	0	0	0	0	0	0	0	1	4	7	12	
1450	ARRIBA-FLAGLER C-20	2956	FLAGLER ELEMENTARY SCHOOL	5TH	0	0	0	0	0	0	0	0	2	5	7	
1450	ARRIBA-FLAGLER C-20	2956	FLAGLER ELEMENTARY SCHOOL	6TH	0	0	0	0	0	0	0	0	6	2	8	
1450	ARRIBA-FLAGLER C-20	2956	FLAGLER ELEMENTARY SCHOOL	SCHOOL 1	0	0	1	1	0	0	0	1	37	48	88	
1450	ARRIBA-FLAGLER C-20	2958	FLAGLER MIDDLE SCHOOL	7TH	0	0	0	0	0	0	0	0	6	5	11	
1450	ARRIBA-FLAGLER C-20	2958	FLAGLER MIDDLE SCHOOL	8TH	0	0	0	0	0	0	0	0	7	5	12	
1450	ARRIBA-FLAGLER C-20	2958	FLAGLER MIDDLE SCHOOL	SCHOOL 1	0	0	0	0	0	0	0	0	13	10	23	
1450	ARRIBA-FLAGLER C-20	2960	FLAGLER SENIOR HIGH SCHOOL	9TH	0	0	0	0	0	0	1	0	4	10	15	
1450	ARRIBA-FLAGLER C-20	2960	FLAGLER SENIOR HIGH SCHOOL	10TH	0	0	0	0	0	0	1	0	8	8	17	
1450	ARRIBA-FLAGLER C-20	2960	FLAGLER SENIOR HIGH SCHOOL	11TH	1	0	0	0	0	0	0	0	8	8	17	
1450	ARRIBA-FLAGLER C-20	2960	FLAGLER SENIOR HIGH SCHOOL	12TH	0	0	0	0	0	0	0	1	3	8	12	
1450	ARRIBA-FLAGLER C-20	2960	FLAGLER SENIOR HIGH SCHOOL	SCHOOL 1	1	0	0	0	0	0	2	1	23	34	61	
1450	ARRIBA-FLAGLER C-20		DISTRICT TOTAL			1	0	1	1	0	0	2	2	73	92	172
1460	HI-PLAINS R-23	7746	HI PLAINS UNDIVIDED HIGH SCHOOL	7TH	0	0	0	0	0	0	0	0	6	5	11	
1460	HI-PLAINS R-23	7746	HI PLAINS UNDIVIDED HIGH SCHOOL	8TH	0	0	0	0	0	0	0	0	3	2	5	

COLORADO DEPARTMENT OF EDUCATION
FALL 2007 PUPIL MEMBERSHIP BY DISTRICT, SCHOOL, GRADE, RACE/ETHNICITY, AND GENDER

District Code	DISTRICT	School Code	SCHOOL	GRADE	AMERICAN INDIAN OR ALASKAN NATIVE		ASIAN OR PACIFIC ISLANDER		BLACK (NOT HISPANIC)		HISPANIC		WHITE (NOT HISPANIC)		Total
					FEMALE	MALE	FEMALE	MALE	FEMALE	MALE	FEMALE	MALE	FEMALE	MALE	
1460	HI-PLAINS R-23	7746	HI PLAINS UNDIVIDED HIGH SCHOOL	9TH	0	0	0	0	0	0	0	1	4	7	12
1460	HI-PLAINS R-23	7746	HI PLAINS UNDIVIDED HIGH SCHOOL	10TH	0	0	0	0	0	0	1	6	7	14	14
1460	HI-PLAINS R-23	7746	HI PLAINS UNDIVIDED HIGH SCHOOL	11TH	0	0	0	0	0	0	1	0	2	10	13
1460	HI-PLAINS R-23	7746	HI PLAINS UNDIVIDED HIGH SCHOOL	12TH	0	0	0	0	0	0	0	0	1	5	6
1460	HI-PLAINS R-23	7746	HI PLAINS UNDIVIDED HIGH SCHOOL	SCHOOL 1	0	0	0	0	0	0	1	2	22	36	61
1460	HI-PLAINS R-23	9164	HI PLAINS ELEMENTARY SCHOOL	PK	0	0	0	0	0	1	0	0	5	3	9
1460	HI-PLAINS R-23	9164	HI PLAINS ELEMENTARY SCHOOL	HALF DAY	0	0	0	0	0	0	0	0	1	1	2
1460	HI-PLAINS R-23	9164	HI PLAINS ELEMENTARY SCHOOL	1ST	0	0	0	0	0	0	1	1	1	2	4
1460	HI-PLAINS R-23	9164	HI PLAINS ELEMENTARY SCHOOL	2ND	0	0	0	0	0	0	1	2	4	7	7
1460	HI-PLAINS R-23	9164	HI PLAINS ELEMENTARY SCHOOL	3RD	0	0	0	0	0	1	0	0	3	4	8
1460	HI-PLAINS R-23	9164	HI PLAINS ELEMENTARY SCHOOL	4TH	0	0	0	0	0	2	0	0	0	5	7
1460	HI-PLAINS R-23	9164	HI PLAINS ELEMENTARY SCHOOL	5TH	0	0	0	0	0	0	0	0	4	2	6
1460	HI-PLAINS R-23	9164	HI PLAINS ELEMENTARY SCHOOL	6TH	0	0	0	0	0	1	0	0	6	3	10
1460	HI-PLAINS R-23	9164	HI PLAINS ELEMENTARY SCHOOL	SCHOOL 1	0	0	0	0	0	3	2	2	22	24	53
1460	HI-PLAINS R-23		DISTRICT TOTAL		0	0	0	0	0	3	3	4	44	60	114
1480	STRATTON R-4	8342	STRATTON ELEMENTARY SCHOOL	PK	0	1	0	0	0	0	1	0	14	4	20
1480	STRATTON R-4	8342	STRATTON ELEMENTARY SCHOOL	HALF DAY	0	0	0	0	0	0	0	1	3	5	9
1480	STRATTON R-4	8342	STRATTON ELEMENTARY SCHOOL	1ST	0	0	1	0	0	0	1	0	12	7	21
1480	STRATTON R-4	8342	STRATTON ELEMENTARY SCHOOL	2ND	0	0	0	0	0	0	3	1	3	4	11
1480	STRATTON R-4	8342	STRATTON ELEMENTARY SCHOOL	3RD	0	0	0	0	0	0	3	0	8	3	14
1480	STRATTON R-4	8342	STRATTON ELEMENTARY SCHOOL	4TH	0	0	0	1	0	0	2	1	6	4	14
1480	STRATTON R-4	8342	STRATTON ELEMENTARY SCHOOL	5TH	0	0	0	0	0	0	2	0	4	9	15
1480	STRATTON R-4	8342	STRATTON ELEMENTARY SCHOOL	SCHOOL 1	0	1	1	1	0	0	12	3	50	36	104
1480	STRATTON R-4	8351	STRATTON MIDDLE SCHOOL	6TH	0	0	0	0	0	0	1	2	5	7	15
1480	STRATTON R-4	8351	STRATTON MIDDLE SCHOOL	7TH	0	0	0	0	0	0	0	3	1	6	10
1480	STRATTON R-4	8351	STRATTON MIDDLE SCHOOL	8TH	0	0	0	0	0	0	2	2	2	12	18
1480	STRATTON R-4	8351	STRATTON MIDDLE SCHOOL	SCHOOL 1	0	0	0	0	0	0	3	7	8	25	43
1480	STRATTON R-4	8354	STRATTON SENIOR HIGH SCHOOL	9TH	0	0	1	1	0	0	2	1	9	9	23
1480	STRATTON R-4	8354	STRATTON SENIOR HIGH SCHOOL	10TH	0	0	0	0	0	0	1	0	10	8	19
1480	STRATTON R-4	8354	STRATTON SENIOR HIGH SCHOOL	11TH	0	0	0	0	0	0	1	2	5	12	20
1480	STRATTON R-4	8354	STRATTON SENIOR HIGH SCHOOL	12TH	0	0	0	0	0	0	0	1	11	13	25
1480	STRATTON R-4	8354	STRATTON SENIOR HIGH SCHOOL	SCHOOL 1	0	0	1	1	0	0	4	4	35	42	87
1480	STRATTON R-4		DISTRICT TOTAL		0	1	2	2	0	0	19	14	93	103	234
1490	BETHUNE R-5	0832	BETHUNE ELEMENTARY SCHOOL	PK	0	0	0	0	0	0	1	1	0	4	6
1490	BETHUNE R-5	0832	BETHUNE ELEMENTARY SCHOOL	KINDERG/	0	0	0	0	0	0	1	3	1	7	12
1490	BETHUNE R-5	0832	BETHUNE ELEMENTARY SCHOOL	1ST	0	0	0	0	0	0	3	1	2	1	7
1490	BETHUNE R-5	0832	BETHUNE ELEMENTARY SCHOOL	2ND	0	0	0	0	0	0	0	2	1	1	4
1490	BETHUNE R-5	0832	BETHUNE ELEMENTARY SCHOOL	3RD	0	0	1	0	0	0	2	1	4	1	9
1490	BETHUNE R-5	0832	BETHUNE ELEMENTARY SCHOOL	4TH	0	0	0	0	0	0	2	2	1	2	7
1490	BETHUNE R-5	0832	BETHUNE ELEMENTARY SCHOOL	5TH	0	0	0	0	0	0	2	2	2	3	9
1490	BETHUNE R-5	0832	BETHUNE ELEMENTARY SCHOOL	6TH	0	0	0	0	0	0	1	2	4	4	11
1490	BETHUNE R-5	0832	BETHUNE ELEMENTARY SCHOOL	SCHOOL 1	0	0	1	0	0	0	12	14	15	23	65
1490	BETHUNE R-5	0842	BETHUNE JUNIOR-SENIOR HIGH SCHOOL	7TH	0	0	0	0	0	0	0	0	3	3	6
1490	BETHUNE R-5	0842	BETHUNE JUNIOR-SENIOR HIGH SCHOOL	8TH	0	0	0	0	0	0	2	2	4	2	10
1490	BETHUNE R-5	0842	BETHUNE JUNIOR-SENIOR HIGH SCHOOL	9TH	0	0	0	0	0	0	1	3	3	3	10
1490	BETHUNE R-5	0842	BETHUNE JUNIOR-SENIOR HIGH SCHOOL	10TH	0	0	0	0	0	0	1	1	5	5	12
1490	BETHUNE R-5	0842	BETHUNE JUNIOR-SENIOR HIGH SCHOOL	11TH	0	0	1	0	0	0	0	4	6	2	13
1490	BETHUNE R-5	0842	BETHUNE JUNIOR-SENIOR HIGH SCHOOL	12TH	0	0	0	0	0	0	3	0	0	5	8
1490	BETHUNE R-5	0842	BETHUNE JUNIOR-SENIOR HIGH SCHOOL	SCHOOL 1	0	0	1	0	0	0	7	10	21	20	59
1490	BETHUNE R-5		DISTRICT TOTAL		0	0	2	0	0	0	19	24	36	43	124
1500	BURLINGTON RE-6J	1144	BURLINGTON ELEMENTARY SCHOOL	PK	1	0	0	0	1	1	13	17	21	29	83
1500	BURLINGTON RE-6J	1144	BURLINGTON ELEMENTARY SCHOOL	KINDERG/	1	0	1	0	0	0	15	8	13	7	45
1500	BURLINGTON RE-6J	1144	BURLINGTON ELEMENTARY SCHOOL	1ST	0	0	0	0	0	0	5	12	15	21	53
1500	BURLINGTON RE-6J	1144	BURLINGTON ELEMENTARY SCHOOL	2ND	0	0	0	0	0	0	12	13	15	21	61
1500	BURLINGTON RE-6J	1144	BURLINGTON ELEMENTARY SCHOOL	3RD	1	0	1	1	0	1	8	6	16	22	56
1500	BURLINGTON RE-6J	1144	BURLINGTON ELEMENTARY SCHOOL	4TH	0	0	0	0	0	0	2	6	17	15	40
1500	BURLINGTON RE-6J	1144	BURLINGTON ELEMENTARY SCHOOL	SCHOOL 1	3	0	2	1	1	2	55	62	97	115	338
1500	BURLINGTON RE-6J	1150	BURLINGTON MIDDLE SCHOOL	5TH	0	0	0	0	0	0	5	8	18	21	52
1500	BURLINGTON RE-6J	1150	BURLINGTON MIDDLE SCHOOL	6TH	0	0	0	0	0	0	6	7	17	17	47
1500	BURLINGTON RE-6J	1150	BURLINGTON MIDDLE SCHOOL	7TH	0	0	0	1	1	0	8	6	19	17	52
1500	BURLINGTON RE-6J	1150	BURLINGTON MIDDLE SCHOOL	8TH	0	0	0	0	0	0	12	10	17	19	59
1500	BURLINGTON RE-6J	1150	BURLINGTON MIDDLE SCHOOL	SCHOOL 1	0	0	0	2	1	0	31	31	71	74	210
1500	BURLINGTON RE-6J	1152	BURLINGTON HIGH SCHOOL	9TH	0	0	1	0	0	0	15	6	22	23	67
1500	BURLINGTON RE-6J	1152	BURLINGTON HIGH SCHOOL	10TH	1	0	0	0	0	1	5	11	13	21	52
1500	BURLINGTON RE-6J	1152	BURLINGTON HIGH SCHOOL	11TH	0	0	0	0	0	0	5	8	18	25	56
1500	BURLINGTON RE-6J	1152	BURLINGTON HIGH SCHOOL	12TH	0	1	1	0	0	2	4	5	23	17	53
1500	BURLINGTON RE-6J	1152	BURLINGTON HIGH SCHOOL	SCHOOL 1	1	1	2	0	0	3	29	30	76	86	228

COLORADO DEPARTMENT OF EDUCATION
FALL 2007 PUPIL MEMBERSHIP BY DISTRICT, SCHOOL, GRADE, RACE/ETHNICITY, AND GENDER


District Code	DISTRICT	School Code	SCHOOL	GRADE	AMERICAN INDIAN OR ALASKAN NATIVE	AMERICAN INDIAN OR ALASKAN NATIVE	ASIAN OR PACIFIC ISLANDER	ASIAN OR PACIFIC ISLANDER	BLACK (NOT HISPANIC)	BLACK (NOT HISPANIC)	HISPANIC	HISPANIC	WHITE (NOT HISPANIC)	WHITE (NOT HISPANIC)	Total
					FEMALE	MALE	FEMALE	MALE	FEMALE	MALE	FEMALE	MALE	FEMALE	MALE	
1500	BURLINGTON RE-6J		DISTRICT TOTAL		4	1	4	3	2	5	115	123	244	275	776
1510	LAKE COUNTY R-1	4901	LAKE COUNTY MIDDLE SCHOOL	5TH	0	1	0	0	0	0	22	30	17	11	81
1510	LAKE COUNTY R-1	4901	LAKE COUNTY MIDDLE SCHOOL	6TH	1	0	0	0	0	0	20	35	15	14	85
1510	LAKE COUNTY R-1	4901	LAKE COUNTY MIDDLE SCHOOL	7TH	0	0	0	0	0	0	22	31	14	13	80
1510	LAKE COUNTY R-1	4901	LAKE COUNTY MIDDLE SCHOOL	8TH	1	0	0	0	0	0	23	24	9	14	71
1510	LAKE COUNTY R-1	4901	LAKE COUNTY MIDDLE SCHOOL	SCHOOL 1	2	1	0	0	0	0	87	120	55	52	317
1510	LAKE COUNTY R-1	4904	LAKE COUNTY HIGH SCHOOL	9TH	0	0	0	0	0	0	26	24	14	16	80
1510	LAKE COUNTY R-1	4904	LAKE COUNTY HIGH SCHOOL	10TH	2	0	0	1	0	0	20	30	20	11	84
1510	LAKE COUNTY R-1	4904	LAKE COUNTY HIGH SCHOOL	11TH	0	0	1	0	0	1	32	21	9	18	82
1510	LAKE COUNTY R-1	4904	LAKE COUNTY HIGH SCHOOL	12TH	1	0	2	0	0	0	25	18	14	17	77
1510	LAKE COUNTY R-1	4904	LAKE COUNTY HIGH SCHOOL	SCHOOL 1	3	0	3	1	0	1	103	93	57	62	323
1510	LAKE COUNTY R-1	8804	PITTS ELEMENTARY SCHOOL	PK	0	0	0	0	1	0	33	36	15	28	113
1510	LAKE COUNTY R-1	8804	PITTS ELEMENTARY SCHOOL	HALF DAY	0	0	0	0	0	0	25	24	16	10	75
1510	LAKE COUNTY R-1	8804	PITTS ELEMENTARY SCHOOL	KINDERG/	0	0	0	0	0	0	12	15	3	0	30
1510	LAKE COUNTY R-1	8804	PITTS ELEMENTARY SCHOOL	1ST	0	2	0	0	1	0	33	34	12	11	93
1510	LAKE COUNTY R-1	8804	PITTS ELEMENTARY SCHOOL	SCHOOL 1	0	2	0	0	2	0	103	109	46	49	311
1510	LAKE COUNTY R-1	9486	WESTPARK ELEMENTARY SCHOOL	2ND	0	0	0	0	0	0	28	22	15	16	81
1510	LAKE COUNTY R-1	9486	WESTPARK ELEMENTARY SCHOOL	3RD	0	0	1	0	0	0	30	40	11	11	93
1510	LAKE COUNTY R-1	9486	WESTPARK ELEMENTARY SCHOOL	4TH	0	0	0	0	0	0	40	31	11	11	93
1510	LAKE COUNTY R-1	9486	WESTPARK ELEMENTARY SCHOOL	SCHOOL 1*	0	0	1	0	0	0	98	93	37	38	267
1510	LAKE COUNTY R-1		DISTRICT TOTAL		5	3	4	1	2	1	391	415	195	201	1,218
1520	DURANGO 9-R	0225	ANIMAS VALLEY ELEMENTARY SCHOOL	HALF DAY	2	2	0	0	0	0	0	2	21	17	44
1520	DURANGO 9-R	0225	ANIMAS VALLEY ELEMENTARY SCHOOL	1ST	1	1	0	0	0	1	0	0	22	26	51
1520	DURANGO 9-R	0225	ANIMAS VALLEY ELEMENTARY SCHOOL	2ND	0	0	0	0	0	1	2	4	15	16	43
1520	DURANGO 9-R	0225	ANIMAS VALLEY ELEMENTARY SCHOOL	3RD	1	1	0	0	1	2	2	2	20	22	50
1520	DURANGO 9-R	0225	ANIMAS VALLEY ELEMENTARY SCHOOL	4TH	1	0	0	0	0	0	2	6	11	12	32
1520	DURANGO 9-R	0225	ANIMAS VALLEY ELEMENTARY SCHOOL	5TH	0	0	0	0	0	3	2	10	20	36	
1520	DURANGO 9-R	0225	ANIMAS VALLEY ELEMENTARY SCHOOL	SCHOOL 1	9	5	0	2	2	10	16	99	113	256	
1520	DURANGO 9-R	2318	DURANGO HIGH SCHOOL	9TH	15	10	1	3	4	0	23	35	158	151	400
1520	DURANGO 9-R	2318	DURANGO HIGH SCHOOL	10TH	10	8	3	4	0	0	19	26	143	162	375
1520	DURANGO 9-R	2318	DURANGO HIGH SCHOOL	11TH	10	10	2	1	0	4	16	22	146	173	384
1520	DURANGO 9-R	2318	DURANGO HIGH SCHOOL	12TH	8	3	5	0	1	2	16	14	140	156	345
1520	DURANGO 9-R	2318	DURANGO HIGH SCHOOL	SCHOOL 1	43	31	11	8	5	6	74	97	587	642	1,504
1520	DURANGO 9-R	2319	DURANGO SECOND CHANCE	9TH	1	0	0	0	0	0	0	9	0	6	16
1520	DURANGO 9-R	2319	DURANGO SECOND CHANCE	10TH	0	0	0	0	0	0	4	9	7	16	40
1520	DURANGO 9-R	2319	DURANGO SECOND CHANCE	11TH	3	0	0	0	0	2	3	9	8	26	8
1520	DURANGO 9-R	2319	DURANGO SECOND CHANCE	12TH	0	1	0	0	0	0	0	0	2	3	6
1520	DURANGO 9-R	2319	DURANGO SECOND CHANCE	SCHOOL 1	5	5	0	0	0	0	6	21	18	33	88
1520	DURANGO 9-R	3012	FLORIDA MESA ELEMENTARY SCHOOL	PK	0	1	0	0	0	0	0	2	6	5	14
1520	DURANGO 9-R	3012	FLORIDA MESA ELEMENTARY SCHOOL	HALF DAY	1	0	0	0	0	1	3	15	14	34	
1520	DURANGO 9-R	3012	FLORIDA MESA ELEMENTARY SCHOOL	KINDERG/	1	1	0	0	0	0	0	3	4	6	15
1520	DURANGO 9-R	3012	FLORIDA MESA ELEMENTARY SCHOOL	1ST	2	3	1	1	0	0	5	2	18	21	53
1520	DURANGO 9-R	3012	FLORIDA MESA ELEMENTARY SCHOOL	2ND	2	4	0	0	0	0	3	5	17	19	50
1520	DURANGO 9-R	3012	FLORIDA MESA ELEMENTARY SCHOOL	3RD	1	0	0	0	0	0	5	5	23	18	52
1520	DURANGO 9-R	3012	FLORIDA MESA ELEMENTARY SCHOOL	4TH	1	2	0	0	0	0	5	5	29	21	63
1520	DURANGO 9-R	3012	FLORIDA MESA ELEMENTARY SCHOOL	5TH	0	2	1	0	0	4	3	11	23	44	
1520	DURANGO 9-R	3012	FLORIDA MESA ELEMENTARY SCHOOL	SCHOOL 1	8	13	2	1	0	0	23	28	123	127	325
1520	DURANGO 9-R	3050	FORT LEWIS MESA ELEMENTARY SCHOOL	PK	0	0	0	0	0	0	0	0	6	9	15
1520	DURANGO 9-R	3050	FORT LEWIS MESA ELEMENTARY SCHOOL	HALF DAY	1	1	0	0	0	0	0	0	11	7	20
1520	DURANGO 9-R	3050	FORT LEWIS MESA ELEMENTARY SCHOOL	1ST	2	0	0	0	0	0	0	0	15	9	26
1520	DURANGO 9-R	3050	FORT LEWIS MESA ELEMENTARY SCHOOL	2ND	1	0	0	0	0	0	1	0	12	5	19
1520	DURANGO 9-R	3050	FORT LEWIS MESA ELEMENTARY SCHOOL	3RD	2	2	0	0	0	0	1	5	11	16	37
1520	DURANGO 9-R	3050	FORT LEWIS MESA ELEMENTARY SCHOOL	4TH	1	0	0	0	0	0	1	0	15	7	24
1520	DURANGO 9-R	3050	FORT LEWIS MESA ELEMENTARY SCHOOL	5TH	2	0	0	0	0	0	2	3	11	11	29
1520	DURANGO 9-R	3050	FORT LEWIS MESA ELEMENTARY SCHOOL	SCHOOL 1	9	3	0	0	0	0	5	8	81	64	170
1520	DURANGO 9-R	5888	MILLER MIDDLE SCHOOL	6TH	4	2	0	0	2	1	11	9	59	65	157
1520	DURANGO 9-R	5888	MILLER MIDDLE SCHOOL	7TH	6	5	1	1	1	0	15	7	70	76	182
1520	DURANGO 9-R	5888	MILLER MIDDLE SCHOOL	8TH	6	5	2	1	0	4	10	13	68	59	168
1520	DURANGO 9-R	5888	MILLER MIDDLE SCHOOL	SCHOOL 1	16	14	5	2	3	5	36	29	197	200	507
1520	DURANGO 9-R	6222	NEEDHAM ELEMENTARY SCHOOL	PK	1	0	0	0	0	2	3	0	4	4	14
1520	DURANGO 9-R	6222	NEEDHAM ELEMENTARY SCHOOL	HALF DAY	1	1	0	1	1	0	4	2	36	35	81
1520	DURANGO 9-R	6222	NEEDHAM ELEMENTARY SCHOOL	1ST	2	4	0	1	0	0	6	5	29	27	74
1520	DURANGO 9-R	6222	NEEDHAM ELEMENTARY SCHOOL	2ND	1	2	0	0	1	0	4	2	29	23	62
1520	DURANGO 9-R	6222	NEEDHAM ELEMENTARY SCHOOL	3RD	0	7	0	1	1	1	2	3	23	30	68
1520	DURANGO 9-R	6222	NEEDHAM ELEMENTARY SCHOOL	4TH	5	0	0	1	0	1	4	6	24	30	71
1520	DURANGO 9-R	6222	NEEDHAM ELEMENTARY SCHOOL	5TH	2	1	1	1	0	0	6	24	37	72	
1520	DURANGO 9-R	6222	NEEDHAM ELEMENTARY SCHOOL	SCHOOL 1	12	15	1	5	3	4	23	24	169	186	442

COLORADO DEPARTMENT OF EDUCATION
FALL 2007 PUPIL MEMBERSHIP BY DISTRICT, SCHOOL, GRADE, RACE/ETHNICITY, AND GENDER

District Code	DISTRICT	School Code	SCHOOL	GRADE	AMERICAN INDIAN OR ALASKAN NATIVE	AMERICAN INDIAN OR ALASKAN NATIVE	ASIAN OR PACIFIC ISLANDER	ASIAN OR PACIFIC ISLANDER	BLACK (NOT HISPANIC)	BLACK (NOT HISPANIC)	HISPANIC	HISPANIC	WHITE (NOT HISPANIC)	WHITE (NOT HISPANIC)	Total
					FEMALE	MALE	FEMALE	MALE	FEMALE	MALE	FEMALE	MALE	FEMALE	MALE	
1520	DURANGO 9-R	6738	PARK ELEMENTARY SCHOOL	PK	1	1	0	1	0	0	3	2	5	2	15
1520	DURANGO 9-R	6738	PARK ELEMENTARY SCHOOL	HALF DAY	3	2	2	1	4	0	2	7	21	31	73
1520	DURANGO 9-R	6738	PARK ELEMENTARY SCHOOL	1ST	6	8	1	1	0	1	7	6	29	20	79
1520	DURANGO 9-R	6738	PARK ELEMENTARY SCHOOL	2ND	4	4	0	0	0	0	5	6	27	26	73
1520	DURANGO 9-R	6738	PARK ELEMENTARY SCHOOL	3RD	2	6	0	1	1	2	4	6	20	21	63
1520	DURANGO 9-R	6738	PARK ELEMENTARY SCHOOL	4TH	4	2	0	1	1	1	5	5	28	24	71
1520	DURANGO 9-R	6738	PARK ELEMENTARY SCHOOL	5TH	4	2	2	0	3	0	7	5	20	24	67
1520	DURANGO 9-R	6738	PARK ELEMENTARY SCHOOL	SCHOOL 1	24	25	5	6	9	4	33	37	150	148	441
1520	DURANGO 9-R	7402	RIVERVIEW ELEMENTARY SCHOOL	PK	0	0	0	0	1	0	2	3	4	3	13
1520	DURANGO 9-R	7402	RIVERVIEW ELEMENTARY SCHOOL	HALF DAY	3	2	0	0	0	0	4	4	27	36	76
1520	DURANGO 9-R	7402	RIVERVIEW ELEMENTARY SCHOOL	1ST	1	3	1	1	0	0	2	1	26	25	60
1520	DURANGO 9-R	7402	RIVERVIEW ELEMENTARY SCHOOL	2ND	2	3	1	0	0	0	5	3	27	27	68
1520	DURANGO 9-R	7402	RIVERVIEW ELEMENTARY SCHOOL	3RD	0	2	0	0	0	1	2	4	29	33	71
1520	DURANGO 9-R	7402	RIVERVIEW ELEMENTARY SCHOOL	4TH	0	3	0	0	1	0	5	6	17	32	64
1520	DURANGO 9-R	7402	RIVERVIEW ELEMENTARY SCHOOL	5TH	1	0	2	0	2	1	3	2	24	35	70
1520	DURANGO 9-R	7402	RIVERVIEW ELEMENTARY SCHOOL	SCHOOL 1	7	13	4	1	4	2	23	23	154	191	422
1520	DURANGO 9-R	7994	ESCALANTE MIDDLE SCHOOL	6TH	6	7	2	1	2	3	13	13	78	50	175
1520	DURANGO 9-R	7994	ESCALANTE MIDDLE SCHOOL	7TH	3	6	2	1	2	2	18	19	64	71	188
1520	DURANGO 9-R	7994	ESCALANTE MIDDLE SCHOOL	8TH	5	4	1	0	0	0	14	14	68	72	178
1520	DURANGO 9-R	7994	ESCALANTE MIDDLE SCHOOL	SCHOOL 1*	4	17	5	2	4	5	45	46	210	193	541
1520	DURANGO 9-R	8388	SUNNYSIDE ELEMENTARY SCHOOL	PK	0	0	0	0	0	0	2	3	4	7	16
1520	DURANGO 9-R	8388	SUNNYSIDE ELEMENTARY SCHOOL	HALF DAY	0	0	0	0	0	0	3	1	7	8	19
1520	DURANGO 9-R	8388	SUNNYSIDE ELEMENTARY SCHOOL	1ST	0	0	0	0	0	0	1	2	7	8	19
1520	DURANGO 9-R	8388	SUNNYSIDE ELEMENTARY SCHOOL	2ND	0	0	0	0	0	0	0	3	11	6	20
1520	DURANGO 9-R	8388	SUNNYSIDE ELEMENTARY SCHOOL	3RD	0	0	0	0	0	0	0	2	6	11	19
1520	DURANGO 9-R	8388	SUNNYSIDE ELEMENTARY SCHOOL	4TH	0	0	1	0	0	0	1	3	6	6	18
1520	DURANGO 9-R	8388	SUNNYSIDE ELEMENTARY SCHOOL	5TH	0	1	0	0	0	0	0	1	5	6	13
1520	DURANGO 9-R	8388	SUNNYSIDE ELEMENTARY SCHOOL	SCHOOL 1	0	3	1	0	0	0	7	15	46	52	124
1520	DURANGO 9-R		DISTRICT TOTAL		147	144	34	25	30	28	285	344	1,834	1,949	4,820
1530	BAYFIELD 10 JT-R	0632	BAYFIELD ELEMENTARY SCHOOL	KINDERG/	1	2	0	0	0	0	5	3	43	43	97
1530	BAYFIELD 10 JT-R	0632	BAYFIELD ELEMENTARY SCHOOL	1ST	0	3	1	1	0	0	9	9	51	44	118
1530	BAYFIELD 10 JT-R	0632	BAYFIELD ELEMENTARY SCHOOL	2ND	0	1	0	0	0	0	4	4	41	47	98
1530	BAYFIELD 10 JT-R	0632	BAYFIELD ELEMENTARY SCHOOL	3RD	2	4	1	0	0	0	3	7	36	42	95
1530	BAYFIELD 10 JT-R	0632	BAYFIELD ELEMENTARY SCHOOL	4TH	0	2	1	0	0	1	6	2	42	46	100
1530	BAYFIELD 10 JT-R	0632	BAYFIELD ELEMENTARY SCHOOL	5TH	1	2	1	0	0	0	5	8	37	47	102
1530	BAYFIELD 10 JT-R	0632	BAYFIELD ELEMENTARY SCHOOL	SCHOOL 1	5	13	5	2	0	1	32	33	250	269	610
1530	BAYFIELD 10 JT-R	0636	BAYFIELD MIDDLE SCHOOL	6TH	1	0	1	1	0	0	2	2	51	34	92
1530	BAYFIELD 10 JT-R	0636	BAYFIELD MIDDLE SCHOOL	7TH	1	0	0	0	0	0	6	5	57	50	121
1530	BAYFIELD 10 JT-R	0636	BAYFIELD MIDDLE SCHOOL	8TH	2	2	0	0	0	0	2	1	44	35	86
1530	BAYFIELD 10 JT-R	0636	BAYFIELD MIDDLE SCHOOL	SCHOOL 1	5	3	1	1	0	0	10	8	152	119	299
1530	BAYFIELD 10 JT-R	0640	BAYFIELD HIGH SCHOOL	9TH	4	5	1	0	1	0	3	4	48	44	110
1530	BAYFIELD 10 JT-R	0640	BAYFIELD HIGH SCHOOL	10TH	2	2	0	0	0	1	4	4	52	43	108
1530	BAYFIELD 10 JT-R	0640	BAYFIELD HIGH SCHOOL	11TH	0	0	0	0	1	0	0	2	56	54	113
1530	BAYFIELD 10 JT-R	0640	BAYFIELD HIGH SCHOOL	12TH	3	2	0	0	0	1	5	2	44	60	118
1530	BAYFIELD 10 JT-R	0640	BAYFIELD HIGH SCHOOL	SCHOOL 1	9	9	1	1	2	2	12	12	200	201	449
1530	BAYFIELD 10 JT-R		DISTRICT TOTAL		19	25	7	4	2	3	54	53	602	589	1,358
1540	IGNACIO 11 JT	4250	IGNACIO ELEMENTARY SCHOOL	HALF DAY	1	0	0	0	0	0	0	0	0	0	1
1540	IGNACIO 11 JT	4250	IGNACIO ELEMENTARY SCHOOL	KINDERG/	12	7	0	0	0	0	4	10	11	11	55
1540	IGNACIO 11 JT	4250	IGNACIO ELEMENTARY SCHOOL	1ST	7	6	0	0	0	0	6	9	16	15	60
1540	IGNACIO 11 JT	4250	IGNACIO ELEMENTARY SCHOOL	2ND	12	15	0	0	2	0	5	14	9	11	68
1540	IGNACIO 11 JT	4250	IGNACIO ELEMENTARY SCHOOL	3RD	6	10	0	0	0	1	9	11	10	12	59
1540	IGNACIO 11 JT	4250	IGNACIO ELEMENTARY SCHOOL	SCHOOL 1	38	38	0	0	3	1	24	44	46	49	243
1540	IGNACIO 11 JT	4252	IGNACIO INTERMEDIATE SCHOOL	4TH	7	9	0	1	1	0	3	9	8	10	48
1540	IGNACIO 11 JT	4252	IGNACIO INTERMEDIATE SCHOOL	5TH	14	8	0	0	1	1	2	1	11	13	51
1540	IGNACIO 11 JT	4252	IGNACIO INTERMEDIATE SCHOOL	6TH	14	9	0	0	1	1	3	7	10	12	57
1540	IGNACIO 11 JT	4252	IGNACIO INTERMEDIATE SCHOOL	SCHOOL 1	35	26	0	1	3	2	8	17	29	35	156
1540	IGNACIO 11 JT	4254	IGNACIO JUNIOR HIGH SCHOOL	7TH	20	8	0	0	0	2	4	4	10	9	57
1540	IGNACIO 11 JT	4254	IGNACIO JUNIOR HIGH SCHOOL	8TH	16	16	0	0	1	0	2	10	7	12	64
1540	IGNACIO 11 JT	4254	IGNACIO JUNIOR HIGH SCHOOL	SCHOOL 1	36	24	0	0	1	2	6	14	17	21	121
1540	IGNACIO 11 JT	4258	IGNACIO HIGH SCHOOL	9TH	15	16	0	0	0	0	6	6	7	15	65
1540	IGNACIO 11 JT	4258	IGNACIO HIGH SCHOOL	10TH	15	19	0	0	0	0	7	5	7	10	63
1540	IGNACIO 11 JT	4258	IGNACIO HIGH SCHOOL	11TH	9	7	0	0	1	1	8	4	7	6	43
1540	IGNACIO 11 JT	4258	IGNACIO HIGH SCHOOL	12TH	9	9	0	0	0	0	3	6	14	12	53
1540	IGNACIO 11 JT	4258	IGNACIO HIGH SCHOOL	SCHOOL 1	48	51	0	0	1	1	24	21	35	43	224
1540	IGNACIO 11 JT	6945	PINE RIVER VALLEY HIGH SCHOOL	9TH	5	9	0	0	0	0	2	0	2	2	20
1540	IGNACIO 11 JT	6945	PINE RIVER VALLEY HIGH SCHOOL	10TH	9	1	0	0	0	0	3	0	5	2	20
1540	IGNACIO 11 JT	6945	PINE RIVER VALLEY HIGH SCHOOL	11TH	6	5	0	0	0	0	0	2	2	3	18


COLORADO DEPARTMENT OF EDUCATION
FALL 2007 PUPIL MEMBERSHIP BY DISTRICT, SCHOOL, GRADE, RACE/ETHNICITY, AND GENDER

District Code	DISTRICT	School Code	SCHOOL	GRADE	AMERICAN INDIAN OR ALASKAN NATIVE	AMERICAN INDIAN OR ALASKAN NATIVE	ASIAN OR PACIFIC ISLANDER	ASIAN OR PACIFIC ISLANDER	BLACK (NOT HISPANIC)	BLACK (NOT HISPANIC)	HISPANIC	HISPANIC	WHITE (NOT HISPANIC)	WHITE (NOT HISPANIC)	Total
					FEMALE	MALE	FEMALE	MALE	FEMALE	MALE	FEMALE	MALE	FEMALE	MALE	
1540	IGNACIO 11 JT	6945	PINE RIVER VALLEY HIGH SCHOOL	12TH	1	4	0	0	0	0	0	1	2	1	9
1540	IGNACIO 11 JT	6945	PINE RIVER VALLEY HIGH SCHOOL	SCHOOL 1	21	19	0	0	0	0	5	3	11	8	67
1540	IGNACIO 11 JT		DISTRICT TOTAL		178	158	0	1	8	6	67	99	138	156	811
1550	POUDRE R-1	0000	NOT IN A SCHOOL	7TH	0	0	0	0	0	1	1	1	0	0	3
1550	POUDRE R-1	0000	NOT IN A SCHOOL	8TH	0	1	0	0	0	0	0	1	0	0	2
1550	POUDRE R-1	0000	NOT IN A SCHOOL	9TH	0	0	0	0	0	0	0	0	1	3	4
1550	POUDRE R-1	0000	NOT IN A SCHOOL	10TH	0	0	0	0	0	0	0	1	0	0	1
1550	POUDRE R-1	0000	NOT IN A SCHOOL	11TH	0	0	0	1	0	0	0	0	0	0	1
1550	POUDRE R-1	0000	NOT IN A SCHOOL	SCHOOL 1	0	1	0	1	0	1	1	3	1	3	11
1550	POUDRE R-1	0146	RIDGEVIEW CLASSICAL CHARTER SCHOOLS	HALF DAY	0	0	2	2	0	1	2	3	28	21	59
1550	POUDRE R-1	0146	RIDGEVIEW CLASSICAL CHARTER SCHOOLS	1ST	1	0	0	1	1	0	2	0	31	26	62
1550	POUDRE R-1	0146	RIDGEVIEW CLASSICAL CHARTER SCHOOLS	2ND	0	0	2	1	0	4	1	28	22	60	
1550	POUDRE R-1	0146	RIDGEVIEW CLASSICAL CHARTER SCHOOLS	3RD	1	1	3	2	1	0	1	2	26	23	60
1550	POUDRE R-1	0146	RIDGEVIEW CLASSICAL CHARTER SCHOOLS	4TH	0	0	1	0	1	1	2	2	29	24	60
1550	POUDRE R-1	0146	RIDGEVIEW CLASSICAL CHARTER SCHOOLS	5TH	0	0	3	2	2	2	1	1	26	23	60
1550	POUDRE R-1	0146	RIDGEVIEW CLASSICAL CHARTER SCHOOLS	6TH	0	0	2	4	0	0	3	1	24	27	61
1550	POUDRE R-1	0146	RIDGEVIEW CLASSICAL CHARTER SCHOOLS	7TH	0	0	1	3	2	1	4	2	24	26	63
1550	POUDRE R-1	0146	RIDGEVIEW CLASSICAL CHARTER SCHOOLS	8TH	0	0	2	2	1	0	3	3	24	27	62
1550	POUDRE R-1	0146	RIDGEVIEW CLASSICAL CHARTER SCHOOLS	9TH	0	0	1	3	0	0	4	1	23	23	55
1550	POUDRE R-1	0146	RIDGEVIEW CLASSICAL CHARTER SCHOOLS	10TH	0	0	0	3	0	0	1	2	23	29	58
1550	POUDRE R-1	0146	RIDGEVIEW CLASSICAL CHARTER SCHOOLS	11TH	1	2	1	2	1	0	0	2	19	19	47
1550	POUDRE R-1	0146	RIDGEVIEW CLASSICAL CHARTER SCHOOLS	12TH	0	0	3	1	0	0	0	2	11	10	27
1550	POUDRE R-1	0146	RIDGEVIEW CLASSICAL CHARTER SCHOOLS	SCHOOL 1	3	4	21	26	10	5	27	22	316	300	734
1550	POUDRE R-1	0477	ZACH ELEMENTARY SCHOOL	HALF DAY	0	0	2	1	0	0	1	0	21	15	40
1550	POUDRE R-1	0477	ZACH ELEMENTARY SCHOOL	KINDERG/	0	0	0	2	0	1	1	1	22	21	48
1550	POUDRE R-1	0477	ZACH ELEMENTARY SCHOOL	1ST	0	0	0	4	2	0	1	3	50	53	113
1550	POUDRE R-1	0477	ZACH ELEMENTARY SCHOOL	2ND	0	0	2	3	1	1	2	1	46	45	101
1550	POUDRE R-1	0477	ZACH ELEMENTARY SCHOOL	3RD	0	0	3	1	0	1	2	5	36	49	97
1550	POUDRE R-1	0477	ZACH ELEMENTARY SCHOOL	4TH	0	0	2	8	1	1	3	2	49	49	115
1550	POUDRE R-1	0477	ZACH ELEMENTARY SCHOOL	5TH	0	0	1	5	0	0	0	0	50	39	95
1550	POUDRE R-1	0477	ZACH ELEMENTARY SCHOOL	SCHOOL 1	0	0	14	22	2	4	10	12	274	271	609
1550	POUDRE R-1	0490	BACON ELEMENTARY SCHOOL	PK	0	0	0	2	0	1	3	10	10	17	44
1550	POUDRE R-1	0490	BACON ELEMENTARY SCHOOL	HALF DAY	0	0	0	0	0	0	0	0	9	27	36
1550	POUDRE R-1	0490	BACON ELEMENTARY SCHOOL	KINDERG/	0	0	0	2	1	0	2	0	16	22	43
1550	POUDRE R-1	0490	BACON ELEMENTARY SCHOOL	1ST	0	0	2	0	2	0	5	2	29	28	68
1550	POUDRE R-1	0490	BACON ELEMENTARY SCHOOL	2ND	1	0	1	0	2	0	3	21	34	62	
1550	POUDRE R-1	0490	BACON ELEMENTARY SCHOOL	3RD	0	0	2	2	1	1	1	5	24	31	67
1550	POUDRE R-1	0490	BACON ELEMENTARY SCHOOL	4TH	0	0	1	1	0	3	2	6	35	33	81
1550	POUDRE R-1	0490	BACON ELEMENTARY SCHOOL	5TH	0	0	1	0	1	0	1	2	20	40	65
1550	POUDRE R-1	0490	BACON ELEMENTARY SCHOOL	6TH	0	0	3	2	0	3	2	0	25	35	70
1550	POUDRE R-1	0490	BACON ELEMENTARY SCHOOL	SCHOOL 1	1	1	10	9	7	5	17	30	189	267	536
1550	POUDRE R-1	0550	BARTON PREKINDERGARTEN	PK	2	3	2	3	2	3	49	59	50	89	262
1550	POUDRE R-1	0550	BARTON PREKINDERGARTEN	SCHOOL 1	2	3	2	3	2	3	49	59	50	89	262
1550	POUDRE R-1	0612	BAUDER ELEMENTARY SCHOOL	PK	0	0	0	0	1	8	10	6	12	38	
1550	POUDRE R-1	0612	BAUDER ELEMENTARY SCHOOL	HALF DAY	1	0	0	1	0	0	3	2	10	13	30
1550	POUDRE R-1	0612	BAUDER ELEMENTARY SCHOOL	KINDERG/	0	0	0	0	0	0	1	1	6	14	22
1550	POUDRE R-1	0612	BAUDER ELEMENTARY SCHOOL	1ST	3	0	1	1	2	2	2	3	22	28	64
1550	POUDRE R-1	0612	BAUDER ELEMENTARY SCHOOL	2ND	0	0	0	0	0	2	4	2	15	22	45
1550	POUDRE R-1	0612	BAUDER ELEMENTARY SCHOOL	3RD	1	0	0	0	2	0	7	0	24	19	53
1550	POUDRE R-1	0612	BAUDER ELEMENTARY SCHOOL	4TH	0	0	1	0	1	0	1	3	17	18	41
1550	POUDRE R-1	0612	BAUDER ELEMENTARY SCHOOL	5TH	0	0	0	0	0	0	5	1	19	14	39
1550	POUDRE R-1	0612	BAUDER ELEMENTARY SCHOOL	6TH	0	0	0	0	0	0	2	3	18	15	38
1550	POUDRE R-1	0612	BAUDER ELEMENTARY SCHOOL	SCHOOL 1	5	0	2	2	6	5	33	25	137	155	370
1550	POUDRE R-1	0678	BEATTIE ELEMENTARY SCHOOL	PK	0	0	2	0	0	2	2	7	8	21	
1550	POUDRE R-1	0678	BEATTIE ELEMENTARY SCHOOL	HALF DAY	0	0	2	0	0	0	0	2	7	9	20
1550	POUDRE R-1	0678	BEATTIE ELEMENTARY SCHOOL	KINDERG/	0	0	1	1	0	0	1	2	5	9	19
1550	POUDRE R-1	0678	BEATTIE ELEMENTARY SCHOOL	1ST	0	0	0	2	0	1	5	1	23	20	52
1550	POUDRE R-1	0678	BEATTIE ELEMENTARY SCHOOL	2ND	2	0	1	3	0	0	3	3	22	24	58
1550	POUDRE R-1	0678	BEATTIE ELEMENTARY SCHOOL	3RD	0	0	1	3	1	0	4	3	26	13	51
1550	POUDRE R-1	0678	BEATTIE ELEMENTARY SCHOOL	4TH	1	0	1	1	0	3	8	5	18	22	59
1550	POUDRE R-1	0678	BEATTIE ELEMENTARY SCHOOL	5TH	1	0	1	2	0	0	2	7	16	18	47
1550	POUDRE R-1	0678	BEATTIE ELEMENTARY SCHOOL	6TH	0	3	4	3	0	3	7	4	25	19	68
1550	POUDRE R-1	0678	BEATTIE ELEMENTARY SCHOOL	SCHOOL 1	4	3	13	15	1	7	32	29	149	142	395
1550	POUDRE R-1	0766	BENNETT ELEMENTARY SCHOOL	HALF DAY	0	0	2	0	0	1	0	4	3	10	20
1550	POUDRE R-1	0766	BENNETT ELEMENTARY SCHOOL	KINDERG/	0	0	3	1	0	0	1	1	19	22	47
1550	POUDRE R-1	0766	BENNETT ELEMENTARY SCHOOL	1ST	2	0	2	1	2	5	5	3	32	19	70
1550	POUDRE R-1	0766	BENNETT ELEMENTARY SCHOOL	2ND	0	0	2	1	3	2	2	5	28	27	70




COLORADO DEPARTMENT OF EDUCATION
FALL 2007 PUPIL MEMBERSHIP BY DISTRICT, SCHOOL, GRADE, RACE/ETHNICITY, AND GENDER

District Code	DISTRICT	School Code	SCHOOL	GRADE	AMERICAN INDIAN OR ALASKAN NATIVE		ASIAN OR PACIFIC ISLANDER		BLACK (NOT HISPANIC)		HISPANIC		WHITE (NOT HISPANIC)		Total
					FEMALE	MALE	FEMALE	MALE	FEMALE	MALE	FEMALE	MALE	FEMALE	MALE	
1550	POUDRE R-1	0766	BENNETT ELEMENTARY SCHOOL	3RD	0	1	1	3	0	1	2	7	25	32	72
1550	POUDRE R-1	0766	BENNETT ELEMENTARY SCHOOL	4TH	0	1	4	2	1	1	1	2	33	24	69
1550	POUDRE R-1	0766	BENNETT ELEMENTARY SCHOOL	5TH	0	0	0	2	0	0	3	2	25	23	55
1550	POUDRE R-1	0766	BENNETT ELEMENTARY SCHOOL	6TH	0	0	5	3	3	2	0	1	13	26	53
1550	POUDRE R-1	0766	BENNETT ELEMENTARY SCHOOL	SCHOOL 1	2	2	19	13	9	9	14	27	178	183	456
1550	POUDRE R-1	0892	BLEVINS JUNIOR HIGH SCHOOL	7TH	0	3	2	4	5	6	14	11	55	84	184
1550	POUDRE R-1	0892	BLEVINS JUNIOR HIGH SCHOOL	8TH	0	2	2	3	1	2	13	20	78	69	190
1550	POUDRE R-1	0892	BLEVINS JUNIOR HIGH SCHOOL	9TH	0	0	2	0	1	4	15	19	62	62	165
1550	POUDRE R-1	0892	BLEVINS JUNIOR HIGH SCHOOL	SCHOOL 1	0	5	6	7	7	12	42	50	195	215	539
1550	POUDRE R-1	0898	BOLTZ JUNIOR HIGH SCHOOL	7TH	0	1	4	3	4	4	17	15	77	82	207
1550	POUDRE R-1	0898	BOLTZ JUNIOR HIGH SCHOOL	8TH	0	4	5	6	1	2	15	16	77	84	210
1550	POUDRE R-1	0898	BOLTZ JUNIOR HIGH SCHOOL	9TH	1	2	2	5	1	3	22	17	83	97	233
1550	POUDRE R-1	0898	BOLTZ JUNIOR HIGH SCHOOL	SCHOOL 1	1	7	11	14	6	9	54	48	237	263	650
1550	POUDRE R-1	1186	CACHE LA Poudre ELEMENTARY SCHOOL	PK	0	0	0	0	0	0	5	1	9	2	18
1550	POUDRE R-1	1186	CACHE LA Poudre ELEMENTARY SCHOOL	HALF DAY	0	0	0	0	0	0	0	1	5	6	12
1550	POUDRE R-1	1186	CACHE LA Poudre ELEMENTARY SCHOOL	KINDERG/	0	0	0	0	0	0	0	3	14	5	22
1550	POUDRE R-1	1186	CACHE LA Poudre ELEMENTARY SCHOOL	1ST	1	2	0	0	0	0	5	3	22	21	54
1550	POUDRE R-1	1186	CACHE LA Poudre ELEMENTARY SCHOOL	2ND	2	1	0	0	0	0	1	1	21	21	47
1550	POUDRE R-1	1186	CACHE LA Poudre ELEMENTARY SCHOOL	3RD	0	1	0	0	0	0	3	2	16	35	57
1550	POUDRE R-1	1186	CACHE LA Poudre ELEMENTARY SCHOOL	4TH	0	0	1	0	0	0	3	4	20	34	62
1550	POUDRE R-1	1186	CACHE LA Poudre ELEMENTARY SCHOOL	5TH	0	1	1	0	1	0	5	1	22	28	59
1550	POUDRE R-1	1186	CACHE LA Poudre ELEMENTARY SCHOOL	6TH	1	0	1	0	0	2	0	20	35	59	
1550	POUDRE R-1	1186	CACHE LA Poudre ELEMENTARY SCHOOL	SCHOOL 1	5	5	3	0	1	0	24	16	149	187	390
1550	POUDRE R-1	1190	CACHE LA Poudre JUNIOR HIGH SCHOOL	7TH	0	1	1	1	0	6	5	55	76	148	
1550	POUDRE R-1	1190	CACHE LA Poudre JUNIOR HIGH SCHOOL	8TH	1	1	0	0	2	0	2	7	57	67	137
1550	POUDRE R-1	1190	CACHE LA Poudre JUNIOR HIGH SCHOOL	9TH	0	1	1	0	0	4	6	47	66	127	
1550	POUDRE R-1	1190	CACHE LA Poudre JUNIOR HIGH SCHOOL	SCHOOL 1	5	2	2	2	3	0	12	18	159	209	412
1550	POUDRE R-1	2298	DUNN ELEMENTARY SCHOOL	HALF DAY	0	0	4	2	0	1	5	1	14	14	42
1550	POUDRE R-1	2298	DUNN ELEMENTARY SCHOOL	KINDERG/	0	0	1	2	0	0	1	3	10	6	23
1550	POUDRE R-1	2298	DUNN ELEMENTARY SCHOOL	1ST	0	0	2	4	0	0	2	1	24	28	61
1550	POUDRE R-1	2298	DUNN ELEMENTARY SCHOOL	2ND	0	1	6	5	1	0	5	7	26	22	73
1550	POUDRE R-1	2298	DUNN ELEMENTARY SCHOOL	3RD	0	0	4	5	0	1	4	1	25	28	68
1550	POUDRE R-1	2298	DUNN ELEMENTARY SCHOOL	4TH	0	0	4	2	0	0	5	0	14	26	51
1550	POUDRE R-1	2298	DUNN ELEMENTARY SCHOOL	5TH	1	1	6	6	0	2	5	4	16	23	64
1550	POUDRE R-1	2298	DUNN ELEMENTARY SCHOOL	6TH	0	0	5	2	0	0	2	3	20	28	60
1550	POUDRE R-1	2298	DUNN ELEMENTARY SCHOOL	SCHOOL 1	1	3	32	28	1	4	29	20	149	175	442
1550	POUDRE R-1	3046	FORT COLLINS HIGH SCHOOL	10TH	4	1	7	8	3	6	48	38	140	177	432
1550	POUDRE R-1	3046	FORT COLLINS HIGH SCHOOL	11TH	0	3	7	7	3	1	32	26	126	148	353
1550	POUDRE R-1	3046	FORT COLLINS HIGH SCHOOL	12TH	3	3	8	8	4	4	23	22	164	169	408
1550	POUDRE R-1	3046	FORT COLLINS HIGH SCHOOL	SCHOOL 1	7	7	22	23	10	11	103	86	430	494	1,193
1550	POUDRE R-1	3105	FOSSIL RIDGE HIGH SCHOOL	10TH	0	2	5	4	4	0	18	10	168	185	396
1550	POUDRE R-1	3105	FOSSIL RIDGE HIGH SCHOOL	11TH	1	2	4	7	0	1	9	13	149	179	365
1550	POUDRE R-1	3105	FOSSIL RIDGE HIGH SCHOOL	12TH	1	3	1	2	0	0	8	4	133	149	301
1550	POUDRE R-1	3105	FOSSIL RIDGE HIGH SCHOOL	SCHOOL 1	2	7	10	13	4	1	35	27	450	513	1,062
1550	POUDRE R-1	3760	CENTENNIAL HIGH SCHOOL	10TH	1	0	0	0	0	0	6	7	12	15	41
1550	POUDRE R-1	3760	CENTENNIAL HIGH SCHOOL	11TH	0	0	0	0	1	1	5	4	16	12	39
1550	POUDRE R-1	3760	CENTENNIAL HIGH SCHOOL	12TH	2	0	0	0	0	1	3	5	23	19	53
1550	POUDRE R-1	3760	CENTENNIAL HIGH SCHOOL	SCHOOL 1	3	0	0	0	1	2	14	16	51	46	133
1550	POUDRE R-1	3787	HARRIS BILINGUAL ELEMENTARY SCHOOL	PK	0	0	0	0	0	0	7	11	0	0	18
1550	POUDRE R-1	3787	HARRIS BILINGUAL ELEMENTARY SCHOOL	HALF DAY	0	0	0	0	0	0	1	0	0	1	2
1550	POUDRE R-1	3787	HARRIS BILINGUAL ELEMENTARY SCHOOL	KINDERG/	0	0	0	0	0	0	16	18	11	4	49
1550	POUDRE R-1	3787	HARRIS BILINGUAL ELEMENTARY SCHOOL	1ST	0	0	0	0	0	1	15	18	13	6	53
1550	POUDRE R-1	3787	HARRIS BILINGUAL ELEMENTARY SCHOOL	2ND	0	0	0	0	1	0	12	17	10	8	48
1550	POUDRE R-1	3787	HARRIS BILINGUAL ELEMENTARY SCHOOL	3RD	0	0	0	1	0	1	14	15	8	9	48
1550	POUDRE R-1	3787	HARRIS BILINGUAL ELEMENTARY SCHOOL	4TH	0	0	0	0	0	0	18	15	9	10	52
1550	POUDRE R-1	3787	HARRIS BILINGUAL ELEMENTARY SCHOOL	5TH	0	0	1	0	0	0	18	10	9	8	46
1550	POUDRE R-1	3787	HARRIS BILINGUAL ELEMENTARY SCHOOL	6TH	0	0	1	0	1	2	10	13	5	6	38
1550	POUDRE R-1	3787	HARRIS BILINGUAL ELEMENTARY SCHOOL	SCHOOL 1	0	0	2	1	2	4	111	117	65	52	354
1550	POUDRE R-1	3791	LAB ELEMENTARY SCHOOL FOR CREATIVE LEARNING	HALF DAY	0	0	0	2	0	0	0	0	9	4	15
1550	POUDRE R-1	3791	LAB ELEMENTARY SCHOOL FOR CREATIVE LEARNING	1ST	0	0	1	0	0	1	1	0	7	3	13
1550	POUDRE R-1	3791	LAB ELEMENTARY SCHOOL FOR CREATIVE LEARNING	2ND	0	0	0	0	0	0	0	0	9	8	17
1550	POUDRE R-1	3791	LAB ELEMENTARY SCHOOL FOR CREATIVE LEARNING	3RD	0	0	0	0	1	0	2	0	7	10	20
1550	POUDRE R-1	3791	LAB ELEMENTARY SCHOOL FOR CREATIVE LEARNING	4TH	0	0	0	0	0	0	2	0	11	12	25
1550	POUDRE R-1	3791	LAB ELEMENTARY SCHOOL FOR CREATIVE LEARNING	5TH	0	0	0	0	0	0	1	1	7	7	16
1550	POUDRE R-1	3791	LAB ELEMENTARY SCHOOL FOR CREATIVE LEARNING	6TH	0	0	1	0	0	0	0	0	2	11	14
1550	POUDRE R-1	3791	LAB ELEMENTARY SCHOOL FOR CREATIVE LEARNING	SCHOOL 1	0	0	2	2	1	1	6	1	52	55	120
1550	POUDRE R-1	4282	IRISH ELEMENTARY SCHOOL	PK	0	0	0	0	0	0	17	12	3	8	40



COLORADO DEPARTMENT OF EDUCATION
FALL 2007 PUPIL MEMBERSHIP BY DISTRICT, SCHOOL, GRADE, RACE/ETHNICITY, AND GENDER

District Code	DISTRICT	School Code	SCHOOL	GRADE	AMERICAN INDIAN OR ALASKAN NATIVE		ASIAN OR PACIFIC ISLANDER		BLACK (NOT HISPANIC)		HISPANIC		WHITE (NOT HISPANIC)		Total
					FEMALE	MALE	FEMALE	MALE	FEMALE	MALE	FEMALE	MALE	FEMALE	MALE	
1550	POUDRE R-1	4282	IRISH ELEMENTARY SCHOOL	KINDERG/	0	0	0	0	0	0	21	27	7	5	60
1550	POUDRE R-1	4282	IRISH ELEMENTARY SCHOOL	1ST	1	0	0	0	2	28	18	3	4	56	
1550	POUDRE R-1	4282	IRISH ELEMENTARY SCHOOL	2ND	0	1	0	0	0	20	22	6	8	57	
1550	POUDRE R-1	4282	IRISH ELEMENTARY SCHOOL	3RD	1	1	0	0	1	16	18	6	5	49	
1550	POUDRE R-1	4282	IRISH ELEMENTARY SCHOOL	4TH	0	1	0	0	0	20	11	6	5	43	
1550	POUDRE R-1	4282	IRISH ELEMENTARY SCHOOL	5TH	1	1	0	0	0	16	15	3	4	40	
1550	POUDRE R-1	4282	IRISH ELEMENTARY SCHOOL	6TH	0	2	0	0	0	22	30	8	6	68	
1550	POUDRE R-1	4282	IRISH ELEMENTARY SCHOOL	SCHOOL 1	3	6	0	0	1	3	160	153	42	45	413
1550	POUDRE R-1	4456	JOHNSON ELEMENTARY SCHOOL	HALF DAY	0	0	0	1	1	0	2	6	16	13	39
1550	POUDRE R-1	4456	JOHNSON ELEMENTARY SCHOOL	KINDERG/	0	0	0	0	0	0	0	1	10	11	22
1550	POUDRE R-1	4456	JOHNSON ELEMENTARY SCHOOL	1ST	2	0	0	3	0	8	12	26	23	74	
1550	POUDRE R-1	4456	JOHNSON ELEMENTARY SCHOOL	2ND	0	0	1	1	1	0	1	3	34	26	67
1550	POUDRE R-1	4456	JOHNSON ELEMENTARY SCHOOL	3RD	0	2	3	1	0	1	6	7	19	35	74
1550	POUDRE R-1	4456	JOHNSON ELEMENTARY SCHOOL	4TH	0	0	2	3	0	1	4	2	21	24	57
1550	POUDRE R-1	4456	JOHNSON ELEMENTARY SCHOOL	5TH	0	2	2	1	1	0	6	10	24	34	80
1550	POUDRE R-1	4456	JOHNSON ELEMENTARY SCHOOL	6TH	1	0	4	3	0	7	8	26	27	77	
1550	POUDRE R-1	4456	JOHNSON ELEMENTARY SCHOOL	SCHOOL 1	3	4	12	13	4	2	34	49	176	193	490
1550	POUDRE R-1	4698	KINARD JUNIOR HIGH SCHOOL	6TH	0	0	1	1	0	1	1	1	32	53	90
1550	POUDRE R-1	4698	KINARD JUNIOR HIGH SCHOOL	7TH	1	0	6	6	0	1	8	8	107	123	260
1550	POUDRE R-1	4698	KINARD JUNIOR HIGH SCHOOL	8TH	2	0	2	5	0	1	8	3	104	124	249
1550	POUDRE R-1	4698	KINARD JUNIOR HIGH SCHOOL	9TH	0	1	4	1	2	2	6	1	83	82	182
1550	POUDRE R-1	4698	KINARD JUNIOR HIGH SCHOOL	SCHOOL 1	3	1	13	13	2	5	23	13	326	382	781
1550	POUDRE R-1	4793	KRUSE ELEMENTARY SCHOOL	HALF DAY	0	0	2	0	0	0	2	0	14	3	21
1550	POUDRE R-1	4793	KRUSE ELEMENTARY SCHOOL	KINDERG/	0	0	0	0	1	0	0	0	22	18	42
1550	POUDRE R-1	4793	KRUSE ELEMENTARY SCHOOL	1ST	0	1	0	0	0	1	1	2	38	36	79
1550	POUDRE R-1	4793	KRUSE ELEMENTARY SCHOOL	2ND	0	1	4	0	0	1	1	4	27	35	73
1550	POUDRE R-1	4793	KRUSE ELEMENTARY SCHOOL	3RD	0	0	2	1	0	0	5	0	29	31	68
1550	POUDRE R-1	4793	KRUSE ELEMENTARY SCHOOL	4TH	0	0	2	2	1	0	2	3	29	39	78
1550	POUDRE R-1	4793	KRUSE ELEMENTARY SCHOOL	5TH	0	0	4	1	0	0	1	1	37	29	73
1550	POUDRE R-1	4793	KRUSE ELEMENTARY SCHOOL	6TH	0	1	2	0	0	1	2	7	20	36	69
1550	POUDRE R-1	4793	KRUSE ELEMENTARY SCHOOL	SCHOOL 1	1	2	16	6	1	3	14	17	216	227	503
1550	POUDRE R-1	5014	LAUREL ELEMENTARY SCHOOL	KINDERG/	0	2	0	1	0	1	18	4	15	23	64
1550	POUDRE R-1	5014	LAUREL ELEMENTARY SCHOOL	1ST	1	0	2	2	2	1	8	7	19	15	57
1550	POUDRE R-1	5014	LAUREL ELEMENTARY SCHOOL	2ND	0	0	1	0	0	6	13	13	12	46	
1550	POUDRE R-1	5014	LAUREL ELEMENTARY SCHOOL	3RD	0	0	1	1	1	0	9	10	13	10	45
1550	POUDRE R-1	5014	LAUREL ELEMENTARY SCHOOL	4TH	0	0	1	0	0	1	7	5	18	10	42
1550	POUDRE R-1	5014	LAUREL ELEMENTARY SCHOOL	5TH	0	1	1	0	1	3	9	4	22	17	58
1550	POUDRE R-1	5014	LAUREL ELEMENTARY SCHOOL	6TH	0	0	0	0	1	0	5	9	10	12	38
1550	POUDRE R-1	5014	LAUREL ELEMENTARY SCHOOL	SCHOOL 1	2	3	6	4	6	6	62	52	110	99	350
1550	POUDRE R-1	5068	LESHER JUNIOR HIGH SCHOOL	7TH	1	2	11	2	3	4	21	30	94	84	252
1550	POUDRE R-1	5068	LESHER JUNIOR HIGH SCHOOL	8TH	1	1	5	2	3	3	31	27	81	74	228
1550	POUDRE R-1	5068	LESHER JUNIOR HIGH SCHOOL	9TH	1	0	1	0	2	1	15	22	48	50	140
1550	POUDRE R-1	5068	LESHER JUNIOR HIGH SCHOOL	SCHOOL 1	3	3	17	4	8	8	67	79	223	208	620
1550	POUDRE R-1	5120	LIBERTY COMMON CHARTER SCHOOL	HALF DAY	0	0	0	2	0	0	1	1	19	16	39
1550	POUDRE R-1	5120	LIBERTY COMMON CHARTER SCHOOL	KINDERG/	0	0	0	0	0	0	3	0	10	6	19
1550	POUDRE R-1	5120	LIBERTY COMMON CHARTER SCHOOL	1ST	0	0	1	0	1	3	0	1	27	25	58
1550	POUDRE R-1	5120	LIBERTY COMMON CHARTER SCHOOL	2ND	1	1	3	3	0	0	1	0	25	25	59
1550	POUDRE R-1	5120	LIBERTY COMMON CHARTER SCHOOL	3RD	0	0	2	2	0	1	1	3	26	23	58
1550	POUDRE R-1	5120	LIBERTY COMMON CHARTER SCHOOL	4TH	0	0	2	2	2	0	1	2	19	30	58
1550	POUDRE R-1	5120	LIBERTY COMMON CHARTER SCHOOL	5TH	0	0	1	2	1	0	2	0	32	20	58
1550	POUDRE R-1	5120	LIBERTY COMMON CHARTER SCHOOL	6TH	0	0	3	2	2	0	1	1	28	23	60
1550	POUDRE R-1	5120	LIBERTY COMMON CHARTER SCHOOL	7TH	0	1	1	2	0	0	2	4	25	34	59
1550	POUDRE R-1	5120	LIBERTY COMMON CHARTER SCHOOL	8TH	1	0	2	2	0	0	2	0	25	26	58
1550	POUDRE R-1	5120	LIBERTY COMMON CHARTER SCHOOL	9TH	0	0	2	2	0	0	1	2	27	22	56
1550	POUDRE R-1	5120	LIBERTY COMMON CHARTER SCHOOL	SCHOOL 1	2	2	17	19	6	4	15	14	263	240	582
1550	POUDRE R-1	5168	LINCOLN JUNIOR HIGH SCHOOL	7TH	1	1	2	3	0	0	24	44	22	30	127
1550	POUDRE R-1	5168	LINCOLN JUNIOR HIGH SCHOOL	8TH	1	1	3	2	0	2	35	36	31	27	138
1550	POUDRE R-1	5168	LINCOLN JUNIOR HIGH SCHOOL	9TH	2	1	0	3	3	2	34	41	23	33	142
1550	POUDRE R-1	5168	LINCOLN JUNIOR HIGH SCHOOL	SCHOOL 1	4	3	5	8	3	4	93	121	76	90	407
1550	POUDRE R-1	5196	LINTON ELEMENTARY SCHOOL	HALF DAY	0	0	1	0	1	0	1	5	16	19	43
1550	POUDRE R-1	5196	LINTON ELEMENTARY SCHOOL	KINDERG/	0	0	0	0	0	0	4	2	12	16	34
1550	POUDRE R-1	5196	LINTON ELEMENTARY SCHOOL	1ST	0	0	0	0	0	1	9	6	32	23	71
1550	POUDRE R-1	5196	LINTON ELEMENTARY SCHOOL	2ND	0	1	1	0	0	2	4	7	34	22	71
1550	POUDRE R-1	5196	LINTON ELEMENTARY SCHOOL	3RD	0	0	0	0	0	1	6	9	25	22	63
1550	POUDRE R-1	5196	LINTON ELEMENTARY SCHOOL	4TH	0	1	0	0	1	0	7	5	30	26	70
1550	POUDRE R-1	5196	LINTON ELEMENTARY SCHOOL	5TH	1	0	1	0	1	2	5	4	23	30	67
1550	POUDRE R-1	5196	LINTON ELEMENTARY SCHOOL	6TH	0	0	1	0	0	0	8	8	29	27	73




COLORADO DEPARTMENT OF EDUCATION
FALL 2007 PUPIL MEMBERSHIP BY DISTRICT, SCHOOL, GRADE, RACE/ETHNICITY, AND GENDER

District Code	DISTRICT	School Code	SCHOOL	GRADE	AMERICAN	AMERICAN	ASIAN OR	ASIAN OR	BLACK	BLACK (NOT	HISPANIC	HISPANIC	WHITE (NOT	WHITE (NOT	Total
					INDIAN OR ALASKAN NATIVE	INDIAN OR ALASKAN NATIVE	PACIFIC ISLANDER	PACIFIC ISLANDER	(NOT HISPANIC)	HISPANIC)			HISPANIC)	HISPANIC)	
1550	POUDRE R-1	5196	LINTON ELEMENTARY SCHOOL	SCHOOL 1	1	2	3	1	3	6	44	46	201	185	492
1550	POUDRE R-1	5234	LIVERMORE ELEMENTARY SCHOOL	KINDERG/	1	0	1	0	0	0	0	0	8	10	20
1550	POUDRE R-1	5234	LIVERMORE ELEMENTARY SCHOOL	1ST	0	0	0	0	0	0	0	0	0	5	5
1550	POUDRE R-1	5234	LIVERMORE ELEMENTARY SCHOOL	2ND	0	0	0	0	0	0	0	0	10	5	15
1550	POUDRE R-1	5234	LIVERMORE ELEMENTARY SCHOOL	3RD	0	0	1	0	0	0	0	0	2	6	9
1550	POUDRE R-1	5234	LIVERMORE ELEMENTARY SCHOOL	4TH	0	0	0	0	0	0	0	0	4	5	9
1550	POUDRE R-1	5234	LIVERMORE ELEMENTARY SCHOOL	5TH	0	0	1	0	0	0	0	0	5	1	7
1550	POUDRE R-1	5234	LIVERMORE ELEMENTARY SCHOOL	6TH	1	0	0	0	0	0	0	0	4	4	9
1550	POUDRE R-1	5234	LIVERMORE ELEMENTARY SCHOOL	SCHOOL 1	2	0	3	0	0	0	0	0	33	36	74
1550	POUDRE R-1	5292	LOPEZ ELEMENTARY SCHOOL	HALF DAY	0	0	0	1	1	1	2	4	9	14	32
1550	POUDRE R-1	5292	LOPEZ ELEMENTARY SCHOOL	KINDERG/	0	1	1	0	1	0	3	1	10	19	36
1550	POUDRE R-1	5292	LOPEZ ELEMENTARY SCHOOL	1ST	1	1	2	2	2	2	1	4	33	21	69
1550	POUDRE R-1	5292	LOPEZ ELEMENTARY SCHOOL	2ND	0	0	2	3	1	1	2	7	21	34	71
1550	POUDRE R-1	5292	LOPEZ ELEMENTARY SCHOOL	3RD	0	0	2	0	0	1	1	1	25	22	52
1550	POUDRE R-1	5292	LOPEZ ELEMENTARY SCHOOL	4TH	0	0	4	2	0	2	2	3	23	32	68
1550	POUDRE R-1	5292	LOPEZ ELEMENTARY SCHOOL	5TH	0	0	2	2	1	0	3	6	27	20	61
1550	POUDRE R-1	5292	LOPEZ ELEMENTARY SCHOOL	6TH	0	0	2	0	1	1	0	4	26	37	71
1550	POUDRE R-1	5292	LOPEZ ELEMENTARY SCHOOL	SCHOOL 1	1	2	15	10	7	8	14	30	174	199	460
1550	POUDRE R-1	5688	MC GRAW ELEMENTARY SCHOOL	PK	0	0	0	0	0	0	4	1	10	6	21
1550	POUDRE R-1	5688	MC GRAW ELEMENTARY SCHOOL	HALF DAY*	0	0	1	0	0	0	1	1	8	11	22
1550	POUDRE R-1	5688	MC GRAW ELEMENTARY SCHOOL	KINDERG/	0	0	0	1	0	0	2	3	22	17	45
1550	POUDRE R-1	5688	MC GRAW ELEMENTARY SCHOOL	1ST	1	0	0	1	0	0	2	2	38	23	67
1550	POUDRE R-1	5688	MC GRAW ELEMENTARY SCHOOL	2ND	0	0	1	1	0	2	3	4	24	39	74
1550	POUDRE R-1	5688	MC GRAW ELEMENTARY SCHOOL	3RD	0	0	0	2	0	0	1	1	44	21	69
1550	POUDRE R-1	5688	MC GRAW ELEMENTARY SCHOOL	4TH	0	0	2	2	1	0	2	3	37	35	82
1550	POUDRE R-1	5688	MC GRAW ELEMENTARY SCHOOL	5TH	0	0	0	1	1	0	2	3	24	39	70
1550	POUDRE R-1	5688	MC GRAW ELEMENTARY SCHOOL	6TH	0	0	0	2	1	1	2	1	41	42	90
1550	POUDRE R-1	5688	MC GRAW ELEMENTARY SCHOOL	SCHOOL 1	2	4	4	10	3	3	18	19	248	233	540
1550	POUDRE R-1	6078	MOORE ELEMENTARY SCHOOL	PK	0	0	1	0	0	0	0	1	3	6	11
1550	POUDRE R-1	6078	MOORE ELEMENTARY SCHOOL	HALF DAY	0	0	0	1	0	0	5	3	1	4	14
1550	POUDRE R-1	6078	MOORE ELEMENTARY SCHOOL	KINDERG/	0	0	2	1	0	0	2	1	2	7	15
1550	POUDRE R-1	6078	MOORE ELEMENTARY SCHOOL	1ST	0	0	1	1	0	0	5	8	11	14	41
1550	POUDRE R-1	6078	MOORE ELEMENTARY SCHOOL	2ND	1	2	4	1	1	1	2	4	8	14	38
1550	POUDRE R-1	6078	MOORE ELEMENTARY SCHOOL	3RD	0	0	1	3	1	2	10	4	6	13	41
1550	POUDRE R-1	6078	MOORE ELEMENTARY SCHOOL	4TH	0	0	3	2	1	1	2	3	15	12	39
1550	POUDRE R-1	6078	MOORE ELEMENTARY SCHOOL	5TH	1	0	2	2	1	2	4	5	9	13	39
1550	POUDRE R-1	6078	MOORE ELEMENTARY SCHOOL	6TH	0	2	2	3	1	1	7	3	16	16	51
1550	POUDRE R-1	6078	MOORE ELEMENTARY SCHOOL	SCHOOL 1	2	6	16	14	5	7	37	32	71	99	289
1550	POUDRE R-1	6476	O'DEA ELEMENTARY SCHOOL	PK	1	0	0	0	1	0	4	2	1	12	21
1550	POUDRE R-1	6476	O'DEA ELEMENTARY SCHOOL	HALF DAY	0	0	0	0	2	0	3	3	8	18	34
1550	POUDRE R-1	6476	O'DEA ELEMENTARY SCHOOL	KINDERG/	0	1	1	1	0	1	2	13	3	22	32
1550	POUDRE R-1	6476	O'DEA ELEMENTARY SCHOOL	1ST	0	0	0	1	2	3	6	8	11	24	55
1550	POUDRE R-1	6476	O'DEA ELEMENTARY SCHOOL	2ND	0	1	0	1	1	0	6	7	16	16	48
1550	POUDRE R-1	6476	O'DEA ELEMENTARY SCHOOL	3RD	1	0	0	1	2	2	3	5	15	19	48
1550	POUDRE R-1	6476	O'DEA ELEMENTARY SCHOOL	4TH	1	2	0	0	0	1	1	6	9	20	40
1550	POUDRE R-1	6476	O'DEA ELEMENTARY SCHOOL	5TH	0	1	0	0	1	0	6	16	16	40	40
1550	POUDRE R-1	6476	O'DEA ELEMENTARY SCHOOL	6TH	0	0	0	1	3	4	7	21	21	58	58
1550	POUDRE R-1	6476	O'DEA ELEMENTARY SCHOOL	SCHOOL 1	3	5	1	5	10	9	28	46	110	149	366
1550	POUDRE R-1	6482	OLANDER ELEMENTARY SCHOOL	HALF DAY	1	0	1	0	1	0	1	2	10	10	26
1550	POUDRE R-1	6482	OLANDER ELEMENTARY SCHOOL	KINDERG/	0	0	2	1	0	0	0	2	13	6	24
1550	POUDRE R-1	6482	OLANDER ELEMENTARY SCHOOL	1ST	1	0	1	0	0	0	3	4	25	26	60
1550	POUDRE R-1	6482	OLANDER ELEMENTARY SCHOOL	2ND	0	0	1	0	0	0	3	3	19	19	45
1550	POUDRE R-1	6482	OLANDER ELEMENTARY SCHOOL	3RD	0	1	0	1	2	0	0	1	25	21	51
1550	POUDRE R-1	6482	OLANDER ELEMENTARY SCHOOL	4TH	0	0	1	0	1	0	8	5	28	25	68
1550	POUDRE R-1	6482	OLANDER ELEMENTARY SCHOOL	5TH	0	0	1	0	0	0	6	1	20	27	55
1550	POUDRE R-1	6482	OLANDER ELEMENTARY SCHOOL	6TH	1	0	0	0	0	0	8	1	26	25	61
1550	POUDRE R-1	6482	OLANDER ELEMENTARY SCHOOL	SCHOOL 1	3	1	7	2	4	0	29	19	166	159	390
1550	POUDRE R-1	6815	PEAK ALTERNATIVE PROGRAM	8TH	0	2	0	0	0	0	0	2	0	1	5
1550	POUDRE R-1	6815	PEAK ALTERNATIVE PROGRAM	9TH	0	0	0	0	0	0	0	1	1	5	7
1550	POUDRE R-1	6815	PEAK ALTERNATIVE PROGRAM	10TH	0	0	0	0	0	0	0	0	0	3	3
1550	POUDRE R-1	6815	PEAK ALTERNATIVE PROGRAM	11TH	0	0	0	0	0	0	0	1	0	1	2
1550	POUDRE R-1	6815	PEAK ALTERNATIVE PROGRAM	12TH	0	0	0	0	0	0	0	0	1	4	5
1550	POUDRE R-1	6815	PEAK ALTERNATIVE PROGRAM	SCHOOL 1	0	2	0	0	0	0	0	4	2	14	22
1550	POUDRE R-1	7104	POLARIS EXPEDITIONARY LEARNING SCHOOL	7TH	0	0	0	0	0	0	0	1	10	12	23
1550	POUDRE R-1	7104	POLARIS EXPEDITIONARY LEARNING SCHOOL	8TH	0	0	0	0	0	0	2	0	14	20	36
1550	POUDRE R-1	7104	POLARIS EXPEDITIONARY LEARNING SCHOOL	9TH	1	0	0	0	0	0	2	3	16	20	42
1550	POUDRE R-1	7104	POLARIS EXPEDITIONARY LEARNING SCHOOL	10TH	0	1	1	0	1	0	2	2	10	16	33

COLORADO DEPARTMENT OF EDUCATION
FALL 2007 PUPIL MEMBERSHIP BY DISTRICT, SCHOOL, GRADE, RACE/ETHNICITY, AND GENDER

District Code	DISTRICT	School Code	SCHOOL	GRADE	AMERICAN INDIAN OR ALASKAN NATIVE		ASIAN OR PACIFIC ISLANDER		BLACK (NOT HISPANIC)		HISPANIC		WHITE (NOT HISPANIC)		Total
					FEMALE	MALE	FEMALE	MALE	FEMALE	MALE	FEMALE	MALE	FEMALE	MALE	
1550	POUDRE R-1	7104	POLARIS EXPEDITIONARY LEARNING SCHOOL	11TH	0	1	0	0	0	0	3	1	10	15	30
1550	POUDRE R-1	7104	POLARIS EXPEDITIONARY LEARNING SCHOOL	12TH	0	0	0	0	0	0	1	1	9	16	27
1550	POUDRE R-1	7104	POLARIS EXPEDITIONARY LEARNING SCHOOL	SCHOOL 1	1	2	1	0	1	0	10	8	69	99	191
1550	POUDRE R-1	7124	POUDRE HIGH SCHOOL	9TH	0	0	3	4	0	2	5	1	78	55	148
1550	POUDRE R-1	7124	POUDRE HIGH SCHOOL	10TH	2	8	9	7	6	7	60	53	186	189	527
1550	POUDRE R-1	7124	POUDRE HIGH SCHOOL	11TH	3	3	12	11	10	6	47	56	228	216	592
1550	POUDRE R-1	7124	POUDRE HIGH SCHOOL	12TH	0	3	9	15	2	5	31	46	183	180	474
1550	POUDRE R-1	7124	POUDRE HIGH SCHOOL	SCHOOL 1	5	14	33	37	18	20	143	156	675	640	1,741
1550	POUDRE R-1	7127	POUDRE TRANSITION CENTER	9TH	0	0	0	0	0	1	2	3	8	6	20
1550	POUDRE R-1	7127	POUDRE TRANSITION CENTER	10TH	0	0	0	0	1	0	5	8	13	10	37
1550	POUDRE R-1	7127	POUDRE TRANSITION CENTER	11TH	0	1	0	0	1	0	3	1	10	8	24
1550	POUDRE R-1	7127	POUDRE TRANSITION CENTER	12TH	1	1	0	0	0	0	2	1	10	9	24
1550	POUDRE R-1	7127	POUDRE TRANSITION CENTER	SCHOOL 1	1	2	0	0	2	1	12	13	41	33	105
1550	POUDRE R-1	7161	PRESTON JUNIOR HIGH SCHOOL	7TH	1	1	1	4	3	2	16	10	97	117	252
1550	POUDRE R-1	7161	PRESTON JUNIOR HIGH SCHOOL	8TH	2	0	4	2	1	2	6	14	114	105	250
1550	POUDRE R-1	7161	PRESTON JUNIOR HIGH SCHOOL	9TH	1	3	4	2	3	6	17	20	114	138	308
1550	POUDRE R-1	7161	PRESTON JUNIOR HIGH SCHOOL	SCHOOL 1	4	4	9	8	7	10	39	44	325	360	810
1550	POUDRE R-1	7218	PUTNAM ELEMENTARY SCHOOL	PK	0	0	0	0	0	1	8	6	2	1	18
1550	POUDRE R-1	7218	PUTNAM ELEMENTARY SCHOOL	HALF DAY	0	0	0	0	0	1	4	5	4	4	18
1550	POUDRE R-1	7218	PUTNAM ELEMENTARY SCHOOL	KINDERG/	0	1	2	0	1	1	10	9	11	12	47
1550	POUDRE R-1	7218	PUTNAM ELEMENTARY SCHOOL	1ST	0	0	0	0	0	0	22	15	11	20	68
1550	POUDRE R-1	7218	PUTNAM ELEMENTARY SCHOOL	2ND	0	0	1	0	0	0	14	20	13	10	60
1550	POUDRE R-1	7218	PUTNAM ELEMENTARY SCHOOL	3RD	1	0	0	0	0	0	9	16	12	8	46
1550	POUDRE R-1	7218	PUTNAM ELEMENTARY SCHOOL	4TH	0	0	1	0	0	3	18	16	4	9	51
1550	POUDRE R-1	7218	PUTNAM ELEMENTARY SCHOOL	5TH	0	0	0	1	0	0	10	7	11	15	44
1550	POUDRE R-1	7218	PUTNAM ELEMENTARY SCHOOL	6TH	0	0	0	0	1	0	10	17	12	12	54
1550	POUDRE R-1	7218	PUTNAM ELEMENTARY SCHOOL	SCHOOL 1	4	2	4	1	2	6	105	111	80	91	406
1550	POUDRE R-1	7290	RED FEATHER LAKES ELEMENTARY SCHOOL	1ST	0	0	0	0	0	0	0	1	3	2	6
1550	POUDRE R-1	7290	RED FEATHER LAKES ELEMENTARY SCHOOL	2ND	0	0	0	0	0	1	0	0	3	1	5
1550	POUDRE R-1	7290	RED FEATHER LAKES ELEMENTARY SCHOOL	3RD	0	0	0	0	0	0	1	0	4	2	7
1550	POUDRE R-1	7290	RED FEATHER LAKES ELEMENTARY SCHOOL	4TH	0	0	0	0	0	0	0	0	2	3	5
1550	POUDRE R-1	7290	RED FEATHER LAKES ELEMENTARY SCHOOL	5TH	0	0	0	0	0	1	0	0	3	5	9
1550	POUDRE R-1	7290	RED FEATHER LAKES ELEMENTARY SCHOOL	6TH	0	0	0	0	0	0	0	0	2	6	8
1550	POUDRE R-1	7290	RED FEATHER LAKES ELEMENTARY SCHOOL	SCHOOL 1	0	0	0	0	0	3	0	1	17	19	40
1550	POUDRE R-1	7325	RICE ELEMENTARY SCHOOL	HALF DAY	0	0	0	0	0	0	1	3	12	19	36
1550	POUDRE R-1	7325	RICE ELEMENTARY SCHOOL	KINDERG/	0	0	0	0	0	0	3	2	13	17	35
1550	POUDRE R-1	7325	RICE ELEMENTARY SCHOOL	1ST	0	0	0	0	0	0	3	4	16	19	42
1550	POUDRE R-1	7325	RICE ELEMENTARY SCHOOL	2ND	1	0	0	0	1	1	3	4	18	14	42
1550	POUDRE R-1	7325	RICE ELEMENTARY SCHOOL	3RD	0	1	1	0	0	0	2	4	15	14	37
1550	POUDRE R-1	7325	RICE ELEMENTARY SCHOOL	4TH	0	0	0	0	0	0	1	4	16	12	33
1550	POUDRE R-1	7325	RICE ELEMENTARY SCHOOL	5TH	1	0	1	1	0	0	2	1	20	18	44
1550	POUDRE R-1	7325	RICE ELEMENTARY SCHOOL	6TH	0	1	0	1	0	0	7	4	22	13	48
1550	POUDRE R-1	7325	RICE ELEMENTARY SCHOOL	SCHOOL 1	3	2	2	2	1	1	22	26	132	126	317
1550	POUDRE R-1	7350	RIFFENBURGH ELEMENTARY SCHOOL	HALF DAY	0	0	1	0	0	1	1	1	13	12	29
1550	POUDRE R-1	7350	RIFFENBURGH ELEMENTARY SCHOOL	KINDERG/	0	0	0	1	0	2	2	1	6	10	22
1550	POUDRE R-1	7350	RIFFENBURGH ELEMENTARY SCHOOL	1ST	1	1	2	1	0	0	5	5	22	22	59
1550	POUDRE R-1	7350	RIFFENBURGH ELEMENTARY SCHOOL	2ND	0	0	2	0	1	0	3	0	22	24	52
1550	POUDRE R-1	7350	RIFFENBURGH ELEMENTARY SCHOOL	3RD	0	0	0	1	1	1	4	5	16	27	55
1550	POUDRE R-1	7350	RIFFENBURGH ELEMENTARY SCHOOL	4TH	1	0	0	0	0	2	3	0	25	18	49
1550	POUDRE R-1	7350	RIFFENBURGH ELEMENTARY SCHOOL	5TH	0	0	1	0	0	1	3	7	15	31	58
1550	POUDRE R-1	7350	RIFFENBURGH ELEMENTARY SCHOOL	6TH	2	0	0	1	0	0	2	1	10	28	44
1550	POUDRE R-1	7350	RIFFENBURGH ELEMENTARY SCHOOL	SCHOOL 1	4	1	6	4	2	7	23	20	129	172	368
1550	POUDRE R-1	7470	ROCKY MOUNTAIN HIGH SCHOOL	10TH	4	3	8	3	6	6	27	26	232	264	579
1550	POUDRE R-1	7470	ROCKY MOUNTAIN HIGH SCHOOL	11TH	1	4	7	4	5	11	30	29	259	252	602
1550	POUDRE R-1	7470	ROCKY MOUNTAIN HIGH SCHOOL	12TH	1	4	3	2	5	5	27	21	245	249	562
1550	POUDRE R-1	7470	ROCKY MOUNTAIN HIGH SCHOOL	SCHOOL 1	6	11	18	9	16	22	84	76	736	765	1,743
1550	POUDRE R-1	7834	SHEPARDSON ELEMENTARY SCHOOL	HALF DAY	0	0	1	0	1	1	2	1	8	8	22
1550	POUDRE R-1	7834	SHEPARDSON ELEMENTARY SCHOOL	KINDERG/	0	0	2	0	1	0	1	1	7	10	22
1550	POUDRE R-1	7834	SHEPARDSON ELEMENTARY SCHOOL	1ST	1	0	1	0	1	2	1	3	38	18	65
1550	POUDRE R-1	7834	SHEPARDSON ELEMENTARY SCHOOL	2ND	0	1	3	1	1	0	4	1	33	22	66
1550	POUDRE R-1	7834	SHEPARDSON ELEMENTARY SCHOOL	3RD	2	0	1	0	2	0	4	2	13	26	50
1550	POUDRE R-1	7834	SHEPARDSON ELEMENTARY SCHOOL	4TH	0	0	1	1	0	0	4	3	29	26	64
1550	POUDRE R-1	7834	SHEPARDSON ELEMENTARY SCHOOL	5TH	0	0	4	1	0	2	1	8	27	24	67
1550	POUDRE R-1	7834	SHEPARDSON ELEMENTARY SCHOOL	6TH	1	0	2	1	1	0	4	6	26	27	68
1550	POUDRE R-1	7834	SHEPARDSON ELEMENTARY SCHOOL	SCHOOL 1	4	1	15	4	7	5	21	25	181	161	424
1550	POUDRE R-1	8318	STOVE PRAIRIE ELEMENTARY SCHOOL	KINDERG/	0	0	0	0	0	0	0	0	3	2	5
1550	POUDRE R-1	8318	STOVE PRAIRIE ELEMENTARY SCHOOL	1ST	1	0	0	0	0	0	1	0	6	2	10




COLORADO DEPARTMENT OF EDUCATION
FALL 2007 PUPIL MEMBERSHIP BY DISTRICT, SCHOOL, GRADE, RACE/ETHNICITY, AND GENDER

District Code	DISTRICT	School Code	SCHOOL	GRADE	AMERICAN INDIAN OR ALASKAN NATIVE	AMERICAN INDIAN OR ALASKAN NATIVE	ASIAN OR PACIFIC ISLANDER	ASIAN OR PACIFIC ISLANDER	BLACK (NOT HISPANIC)	BLACK (NOT HISPANIC)	HISPANIC	HISPANIC	WHITE (NOT HISPANIC)	WHITE (NOT HISPANIC)	Total
					FEMALE	MALE	FEMALE	MALE	FEMALE	MALE	FEMALE	MALE	FEMALE	MALE	
1550	POUDRE R-1	8318	STOVE PRAIRIE ELEMENTARY SCHOOL	2ND	0	0	0	0	0	0	0	0	3	3	6
1550	POUDRE R-1	8318	STOVE PRAIRIE ELEMENTARY SCHOOL	3RD	0	0	0	0	0	0	1	0	2	2	5
1550	POUDRE R-1	8318	STOVE PRAIRIE ELEMENTARY SCHOOL	4TH	0	0	0	0	1	0	0	0	2	6	9
1550	POUDRE R-1	8318	STOVE PRAIRIE ELEMENTARY SCHOOL	5TH	0	2	0	0	0	0	1	0	2	2	7
1550	POUDRE R-1	8318	STOVE PRAIRIE ELEMENTARY SCHOOL	6TH	0	0	0	0	0	0	0	0	5	2	7
1550	POUDRE R-1	8318	STOVE PRAIRIE ELEMENTARY SCHOOL	SCHOOL 1	1	2	0	1	0	0	3	0	23	19	49
1550	POUDRE R-1	8460	TAVELLI ELEMENTARY SCHOOL	HALF DAY	3	0	0	1	0	0	6	7	7	11	35
1550	POUDRE R-1	8460	TAVELLI ELEMENTARY SCHOOL	KINDERG/	0	1	0	0	0	1	6	5	15	14	42
1550	POUDRE R-1	8460	TAVELLI ELEMENTARY SCHOOL	1ST	2	0	1	0	1	2	12	8	20	42	88
1550	POUDRE R-1	8460	TAVELLI ELEMENTARY SCHOOL	2ND	0	1	1	0	0	1	8	8	36	29	84
1550	POUDRE R-1	8460	TAVELLI ELEMENTARY SCHOOL	3RD	3	0	1	0	0	3	7	15	25	31	85
1550	POUDRE R-1	8460	TAVELLI ELEMENTARY SCHOOL	4TH	3	0	1	3	1	11	13	37	28	98	
1550	POUDRE R-1	8460	TAVELLI ELEMENTARY SCHOOL	5TH	2	0	0	1	1	0	15	15	27	36	97
1550	POUDRE R-1	8460	TAVELLI ELEMENTARY SCHOOL	6TH	0	1	1	0	1	3	7	6	30	28	77
1550	POUDRE R-1	8460	TAVELLI ELEMENTARY SCHOOL	SCHOOL 1	13	3	5	5	4	11	72	77	197	219	606
1550	POUDRE R-1	8540	MOUNTAIN VIEW JUNIOR HIGH	7TH	0	0	0	0	0	1	0	0	0	0	1
1550	POUDRE R-1	8540	MOUNTAIN VIEW JUNIOR HIGH	8TH	0	0	0	0	0	0	4	4	1	7	16
1550	POUDRE R-1	8540	MOUNTAIN VIEW JUNIOR HIGH	9TH	0	0	0	0	2	0	1	3	2	8	16
1550	POUDRE R-1	8540	MOUNTAIN VIEW JUNIOR HIGH	SCHOOL 1	0	0	0	0	2	1	5	7	3	15	33
1550	POUDRE R-1	8852	TIMNATH ELEMENTARY SCHOOL	HALF DAY	0	1	0	0	0	0	2	4	12	18	37
1550	POUDRE R-1	8852	TIMNATH ELEMENTARY SCHOOL	KINDERG/	0	0	1	1	0	0	2	5	16	15	40
1550	POUDRE R-1	8852	TIMNATH ELEMENTARY SCHOOL	1ST	0	0	1	3	0	1	3	8	37	28	81
1550	POUDRE R-1	8852	TIMNATH ELEMENTARY SCHOOL	2ND	0	0	1	2	1	1	9	5	28	38	85
1550	POUDRE R-1	8852	TIMNATH ELEMENTARY SCHOOL	3RD	2	0	0	2	0	0	3	5	36	34	82
1550	POUDRE R-1	8852	TIMNATH ELEMENTARY SCHOOL	4TH	0	0	1	1	0	0	7	8	44	29	90
1550	POUDRE R-1	8852	TIMNATH ELEMENTARY SCHOOL	5TH	0	0	3	0	0	0	2	9	25	42	82
1550	POUDRE R-1	8852	TIMNATH ELEMENTARY SCHOOL	6TH	1	1	2	0	1	1	3	8	24	42	82
1550	POUDRE R-1	8852	TIMNATH ELEMENTARY SCHOOL	SCHOOL 1	3	2	9	9	2	3	31	52	222	246	579
1550	POUDRE R-1	9251	TRAUT CORE ELEMENTARY SCHOOL	HALF DAY	0	0	3	11	0	1	3	0	28	29	75
1550	POUDRE R-1	9251	TRAUT CORE ELEMENTARY SCHOOL	1ST	0	0	12	6	0	0	1	2	23	31	75
1550	POUDRE R-1	9251	TRAUT CORE ELEMENTARY SCHOOL	2ND	0	2	7	6	0	1	2	0	25	32	75
1550	POUDRE R-1	9251	TRAUT CORE ELEMENTARY SCHOOL	3RD	0	0	6	2	0	1	1	1	34	30	75
1550	POUDRE R-1	9251	TRAUT CORE ELEMENTARY SCHOOL	4TH	0	0	7	4	0	0	1	1	28	34	75
1550	POUDRE R-1	9251	TRAUT CORE ELEMENTARY SCHOOL	5TH	0	0	4	5	1	0	0	1	34	30	75
1550	POUDRE R-1	9251	TRAUT CORE ELEMENTARY SCHOOL	6TH	0	0	3	2	0	1	0	1	36	31	75
1550	POUDRE R-1	9251	TRAUT CORE ELEMENTARY SCHOOL	SCHOOL 1	0	3	42	36	1	4	8	6	208	217	525
1550	POUDRE R-1	9330	WEBBER JUNIOR HIGH SCHOOL	7TH	0	2	0	2	2	2	10	14	126	107	265
1550	POUDRE R-1	9330	WEBBER JUNIOR HIGH SCHOOL	8TH	3	0	2	3	4	2	8	12	117	123	274
1550	POUDRE R-1	9330	WEBBER JUNIOR HIGH SCHOOL	9TH	0	0	2	2	2	2	17	15	128	126	294
1550	POUDRE R-1	9330	WEBBER JUNIOR HIGH SCHOOL	SCHOOL 1	3	2	4	7	8	6	35	41	371	356	833
1550	POUDRE R-1	9370	EYESTONE ELEMENTARY SCHOOL	PK	0	0	0	0	0	1	2	7	10	10	30
1550	POUDRE R-1	9370	EYESTONE ELEMENTARY SCHOOL	HALF DAY	1	0	0	0	1	0	4	1	15	11	33
1550	POUDRE R-1	9370	EYESTONE ELEMENTARY SCHOOL	KINDERG/	0	1	0	0	1	0	3	3	11	16	35
1550	POUDRE R-1	9370	EYESTONE ELEMENTARY SCHOOL	1ST	0	1	0	0	0	1	5	4	27	38	77
1550	POUDRE R-1	9370	EYESTONE ELEMENTARY SCHOOL	2ND	0	0	1	1	1	0	3	9	35	26	76
1550	POUDRE R-1	9370	EYESTONE ELEMENTARY SCHOOL	3RD	0	0	0	1	0	0	9	10	33	33	86
1550	POUDRE R-1	9370	EYESTONE ELEMENTARY SCHOOL	4TH	1	1	2	0	0	0	12	7	32	26	81
1550	POUDRE R-1	9370	EYESTONE ELEMENTARY SCHOOL	5TH	0	1	0	0	1	0	8	2	22	20	55
1550	POUDRE R-1	9370	EYESTONE ELEMENTARY SCHOOL	6TH	0	0	0	0	1	0	9	8	24	29	71
1550	POUDRE R-1	9370	EYESTONE ELEMENTARY SCHOOL	SCHOOL 1	4	4	3	2	6	1	55	51	209	209	544
1550	POUDRE R-1	9374	WELLINGTON JUNIOR HIGH SCHOOL	7TH	0	1	0	0	2	2	12	9	49	38	113
1550	POUDRE R-1	9374	WELLINGTON JUNIOR HIGH SCHOOL	8TH	1	1	0	1	0	0	13	9	51	51	127
1550	POUDRE R-1	9374	WELLINGTON JUNIOR HIGH SCHOOL	9TH	0	2	0	0	1	0	7	8	35	39	92
1550	POUDRE R-1	9374	WELLINGTON JUNIOR HIGH SCHOOL	SCHOOL 1	1	4	0	1	3	2	32	26	135	128	332
1550	POUDRE R-1	9380	WERNER ELEMENTARY SCHOOL	PK	0	0	0	1	0	1	4	4	4	4	18
1550	POUDRE R-1	9380	WERNER ELEMENTARY SCHOOL	HALF DAY	0	0	0	1	0	0	0	1	19	20	41
1550	POUDRE R-1	9380	WERNER ELEMENTARY SCHOOL	KINDERG/	0	0	0	0	1	0	0	0	10	12	23
1550	POUDRE R-1	9380	WERNER ELEMENTARY SCHOOL	1ST	0	0	1	1	0	0	1	3	37	34	75
1550	POUDRE R-1	9380	WERNER ELEMENTARY SCHOOL	2ND	0	0	1	0	0	0	0	1	26	47	75
1550	POUDRE R-1	9380	WERNER ELEMENTARY SCHOOL	3RD	0	0	0	0	0	0	0	4	25	28	57
1550	POUDRE R-1	9380	WERNER ELEMENTARY SCHOOL	4TH	0	0	3	2	0	0	1	1	31	40	78
1550	POUDRE R-1	9380	WERNER ELEMENTARY SCHOOL	5TH	1	0	1	1	0	0	1	1	44	23	71
1550	POUDRE R-1	9380	WERNER ELEMENTARY SCHOOL	6TH	0	0	0	0	1	1	1	0	34	42	79
1550	POUDRE R-1	9380	WERNER ELEMENTARY SCHOOL	SCHOOL 1	1	0	6	6	3	2	6	13	230	250	517
1550	POUDRE R-1		DISTRICT TOTAL		134	151	463	422	221	256	1,957	2,053	9,651	10,302	25,610
1560	THOMPSON R-2J	0000	NOT IN A SCHOOL	PK	0	0	0	0	0	0	0	1	0	0	1
1560	THOMPSON R-2J	0000	NOT IN A SCHOOL	SCHOOL 1	0	0	0	0	0	0	0	1	0	0	1


COLORADO DEPARTMENT OF EDUCATION
FALL 2007 PUPIL MEMBERSHIP BY DISTRICT, SCHOOL, GRADE, RACE/ETHNICITY, AND GENDER

District Code	DISTRICT	School Code	SCHOOL	GRADE	AMERICAN INDIAN OR ALASKAN NATIVE		AMERICAN INDIAN OR ALASKAN NATIVE		ASIAN OR PACIFIC ISLANDER		ASIAN OR PACIFIC ISLANDER		BLACK (NOT HISPANIC)		BLACK (NOT HISPANIC)		WHITE (NOT HISPANIC)		WHITE (NOT HISPANIC)		Total
					FEMALE	MALE	FEMALE	MALE	FEMALE	MALE	FEMALE	MALE	FEMALE	MALE	FEMALE	MALE	FEMALE	MALE	FEMALE	MALE	
1560	THOMPSON R-2J	0510	CONRAD BALL MIDDLE SCHOOL	6TH	0	4	1	0	3	2	20	22	80	80	212						
1560	THOMPSON R-2J	0510	CONRAD BALL MIDDLE SCHOOL	7TH	1	1	2	0	3	1	24	28	89	85	234						
1560	THOMPSON R-2J	0510	CONRAD BALL MIDDLE SCHOOL	8TH	3	3	1	3	1	0	31	28	94	98	262						
1560	THOMPSON R-2J	0510	CONRAD BALL MIDDLE SCHOOL	SCHOOL 1	4	8	4	3	7	3	75	78	263	263	708						
1560	THOMPSON R-2J	0808	BERTHOUD ELEMENTARY SCHOOL	HALF DAY	1	0	1	0	0	0	1	4	31	25	63						
1560	THOMPSON R-2J	0808	BERTHOUD ELEMENTARY SCHOOL	1ST	0	0	1	1	0	0	5	4	21	31	63						
1560	THOMPSON R-2J	0808	BERTHOUD ELEMENTARY SCHOOL	2ND	0	1	2	1	0	1	4	5	29	42	85						
1560	THOMPSON R-2J	0808	BERTHOUD ELEMENTARY SCHOOL	3RD	0	1	1	1	0	1	3	4	24	37	72						
1560	THOMPSON R-2J	0808	BERTHOUD ELEMENTARY SCHOOL	4TH	1	0	0	2	0	0	3	2	40	36	84						
1560	THOMPSON R-2J	0808	BERTHOUD ELEMENTARY SCHOOL	5TH	0	0	0	0	0	0	5	0	28	30	63						
1560	THOMPSON R-2J	0808	BERTHOUD ELEMENTARY SCHOOL	SCHOOL 1	2	2	5	5	0	2	21	19	173	201	430						
1560	THOMPSON R-2J	0812	BERTHOUD HIGH SCHOOL	9TH	0	1	0	0	0	0	12	7	70	78	169						
1560	THOMPSON R-2J	0812	BERTHOUD HIGH SCHOOL	10TH	0	0	2	0	0	1	7	4	78	71	163						
1560	THOMPSON R-2J	0812	BERTHOUD HIGH SCHOOL	11TH	0	0	2	1	0	0	4	11	77	78	174						
1560	THOMPSON R-2J	0812	BERTHOUD HIGH SCHOOL	12TH	0	0	2	2	1	0	9	5	88	69	176						
1560	THOMPSON R-2J	0812	BERTHOUD HIGH SCHOOL	SCHOOL 1	2	0	7	3	1	1	32	27	313	296	682						
1560	THOMPSON R-2J	0865	B F KITCHEN ELEMENTARY SCHOOL	HALF DAY	0	0	0	1	0	0	5	6	15	16	43						
1560	THOMPSON R-2J	0865	B F KITCHEN ELEMENTARY SCHOOL	1ST	0	0	0	1	1	0	2	3	13	9	29						
1560	THOMPSON R-2J	0865	B F KITCHEN ELEMENTARY SCHOOL	2ND	0	0	0	0	0	0	5	8	10	14	37						
1560	THOMPSON R-2J	0865	B F KITCHEN ELEMENTARY SCHOOL	3RD	0	0	0	1	0	1	2	4	11	8	27						
1560	THOMPSON R-2J	0865	B F KITCHEN ELEMENTARY SCHOOL	4TH	1	0	2	0	0	0	3	2	7	16	31						
1560	THOMPSON R-2J	0865	B F KITCHEN ELEMENTARY SCHOOL	5TH	0	1	0	0	0	0	3	4	14	10	34						
1560	THOMPSON R-2J	0865	B F KITCHEN ELEMENTARY SCHOOL	SCHOOL 1	3	1	2	3	1	1	20	27	70	73	201						
1560	THOMPSON R-2J	0870	BIG THOMPSON ELEMENTARY SCHOOL	HALF DAY	0	0	0	0	0	0	0	1	9	11	21						
1560	THOMPSON R-2J	0870	BIG THOMPSON ELEMENTARY SCHOOL	1ST	0	0	1	0	0	0	0	0	18	15	35						
1560	THOMPSON R-2J	0870	BIG THOMPSON ELEMENTARY SCHOOL	2ND	0	0	0	0	0	0	1	0	18	15	34						
1560	THOMPSON R-2J	0870	BIG THOMPSON ELEMENTARY SCHOOL	3RD	0	0	0	1	0	0	0	0	12	22	35						
1560	THOMPSON R-2J	0870	BIG THOMPSON ELEMENTARY SCHOOL	4TH	0	0	0	0	0	0	0	0	16	16	33						
1560	THOMPSON R-2J	0870	BIG THOMPSON ELEMENTARY SCHOOL	5TH	0	0	0	0	0	0	2	0	18	14	34						
1560	THOMPSON R-2J	0870	BIG THOMPSON ELEMENTARY SCHOOL	SCHOOL 1	0	1	1	2	0	0	3	1	91	93	192						
1560	THOMPSON R-2J	0890	MARY BLAIR ELEMENTARY SCHOOL	KINDERG/	0	0	0	0	1	0	7	8	32	35	83						
1560	THOMPSON R-2J	0890	MARY BLAIR ELEMENTARY SCHOOL	1ST	0	0	3	0	0	2	7	7	36	27	82						
1560	THOMPSON R-2J	0890	MARY BLAIR ELEMENTARY SCHOOL	2ND	1	1	0	1	1	1	8	7	32	31	83						
1560	THOMPSON R-2J	0890	MARY BLAIR ELEMENTARY SCHOOL	3RD	0	0	0	3	0	0	7	11	27	25	73						
1560	THOMPSON R-2J	0890	MARY BLAIR ELEMENTARY SCHOOL	4TH	0	0	0	1	0	1	6	5	24	35	73						
1560	THOMPSON R-2J	0890	MARY BLAIR ELEMENTARY SCHOOL	5TH	0	1	0	1	0	2	10	8	34	29	85						
1560	THOMPSON R-2J	0890	MARY BLAIR ELEMENTARY SCHOOL	SCHOOL 1	1	3	3	6	2	6	45	46	185	182	479						
1560	THOMPSON R-2J	1323	CARRIE MARTIN ELEMENTARY SCHOOL	HALF DAY	0	0	0	0	0	0	1	2	18	16	37						
1560	THOMPSON R-2J	1323	CARRIE MARTIN ELEMENTARY SCHOOL	KINDERG/	1	0	0	0	0	0	2	0	9	10	22						
1560	THOMPSON R-2J	1323	CARRIE MARTIN ELEMENTARY SCHOOL	1ST	0	0	0	0	0	1	5	2	24	21	55						
1560	THOMPSON R-2J	1323	CARRIE MARTIN ELEMENTARY SCHOOL	2ND	0	2	0	1	0	0	4	2	20	28	57						
1560	THOMPSON R-2J	1323	CARRIE MARTIN ELEMENTARY SCHOOL	3RD	0	0	0	0	0	1	1	4	22	19	47						
1560	THOMPSON R-2J	1323	CARRIE MARTIN ELEMENTARY SCHOOL	4TH	0	0	0	0	0	0	3	1	22	20	46						
1560	THOMPSON R-2J	1323	CARRIE MARTIN ELEMENTARY SCHOOL	5TH	0	1	0	1	0	0	1	9	15	17	44						
1560	THOMPSON R-2J	1323	CARRIE MARTIN ELEMENTARY SCHOOL	SCHOOL 1	3	3	0	2	0	2	17	20	130	131	308						
1560	THOMPSON R-2J	1385	CENTENNIAL ELEMENTARY SCHOOL	HALF DAY	0	0	0	0	0	0	4	5	25	28	62						
1560	THOMPSON R-2J	1385	CENTENNIAL ELEMENTARY SCHOOL	1ST	0	0	0	1	2	1	1	4	31	24	64						
1560	THOMPSON R-2J	1385	CENTENNIAL ELEMENTARY SCHOOL	2ND	0	0	0	0	1	0	4	7	23	26	61						
1560	THOMPSON R-2J	1385	CENTENNIAL ELEMENTARY SCHOOL	3RD	0	0	0	0	0	1	2	4	23	26	56						
1560	THOMPSON R-2J	1385	CENTENNIAL ELEMENTARY SCHOOL	4TH	0	0	1	0	0	2	2	2	21	23	51						
1560	THOMPSON R-2J	1385	CENTENNIAL ELEMENTARY SCHOOL	5TH	0	0	1	0	0	1	3	4	24	22	55						
1560	THOMPSON R-2J	1385	CENTENNIAL ELEMENTARY SCHOOL	SCHOOL 1	0	0	2	1	3	5	16	26	147	149	349						
1560	THOMPSON R-2J	1920	COTTONWOOD PLAINS ELEMENTARY SCHOOL	HALF DAY	0	0	1	0	0	0	5	6	24	19	55						
1560	THOMPSON R-2J	1920	COTTONWOOD PLAINS ELEMENTARY SCHOOL	KINDERG/	0	0	1	0	0	1	1	2	17	18	40						
1560	THOMPSON R-2J	1920	COTTONWOOD PLAINS ELEMENTARY SCHOOL	1ST	0	0	1	3	0	0	8	12	37	35	96						
1560	THOMPSON R-2J	1920	COTTONWOOD PLAINS ELEMENTARY SCHOOL	2ND	1	1	0	1	0	2	7	12	31	48	103						
1560	THOMPSON R-2J	1920	COTTONWOOD PLAINS ELEMENTARY SCHOOL	3RD	0	0	1	3	1	1	10	6	34	43	99						
1560	THOMPSON R-2J	1920	COTTONWOOD PLAINS ELEMENTARY SCHOOL	4TH	0	0	0	0	0	2	4	8	34	34	82						
1560	THOMPSON R-2J	1920	COTTONWOOD PLAINS ELEMENTARY SCHOOL	5TH	1	1	3	0	0	1	11	8	25	36	86						
1560	THOMPSON R-2J	1920	COTTONWOOD PLAINS ELEMENTARY SCHOOL	SCHOOL 1	2	2	7	7	1	7	46	54	202	233	561						
1560	THOMPSON R-2J	3320	GARFIELD ELEMENTARY SCHOOL	HALF DAY	0	0	0	0	0	1	2	3	7	7	20						
1560	THOMPSON R-2J	3320	GARFIELD ELEMENTARY SCHOOL	KINDERG/	0	1	0	0	0	1	1	0	10	10	23						
1560	THOMPSON R-2J	3320	GARFIELD ELEMENTARY SCHOOL	1ST	1	0	0	0	1	2	3	10	13	19	49						
1560	THOMPSON R-2J	3320	GARFIELD ELEMENTARY SCHOOL	2ND	0	1	0	0	0	4	6	12	18	41	41						
1560	THOMPSON R-2J	3320	GARFIELD ELEMENTARY SCHOOL	3RD	0	0	0	0	3	0	4	1	18	16	42						
1560	THOMPSON R-2J	3320	GARFIELD ELEMENTARY SCHOOL	4TH	1	1	0	0	0	1	3	4	14	15	39						
1560	THOMPSON R-2J	3320	GARFIELD ELEMENTARY SCHOOL	5TH	0	0	1	0	1	0	3	4	22	13	44						



COLORADO DEPARTMENT OF EDUCATION
FALL 2007 PUPIL MEMBERSHIP BY DISTRICT, SCHOOL, GRADE, RACE/ETHNICITY, AND GENDER

District Code	DISTRICT	School Code	SCHOOL	GRADE	AMERICAN	AMERICAN	ASIAN OR	ASIAN OR	BLACK	BLACK (NOT	HISPANIC	HISPANIC	WHITE (NOT	WHITE (NOT	Total	
					INDIAN OR ALASKAN NATIVE	INDIAN OR ALASKAN NATIVE	PACIFIC ISLANDER	PACIFIC ISLANDER	(NOT HISPANIC)	HISPANIC)			HISPANIC)	HISPANIC)		
1560	THOMPSON R-2J	3320	GARFIELD ELEMENTARY SCHOOL	SCHOOL 1	2	3	1	0	5	5	20	28	96	98	258	
1560	THOMPSON R-2J	4332	IVY STOCKWELL ELEMENTARY SCHOOL	HALF DAY	0	0	0	0	0	0	0	0	12	11	23	
1560	THOMPSON R-2J	4332	IVY STOCKWELL ELEMENTARY SCHOOL	KINDERG/	0	0	0	0	0	1	4	4	9	5	23	
1560	THOMPSON R-2J	4332	IVY STOCKWELL ELEMENTARY SCHOOL	1ST	0	0	1	0	0	0	1	4	22	25	53	
1560	THOMPSON R-2J	4332	IVY STOCKWELL ELEMENTARY SCHOOL	2ND	0	0	2	0	0	1	5	2	22	32	64	
1560	THOMPSON R-2J	4332	IVY STOCKWELL ELEMENTARY SCHOOL	3RD	0	0	0	0	0	1	4	1	33	27	66	
1560	THOMPSON R-2J	4332	IVY STOCKWELL ELEMENTARY SCHOOL	4TH	0	0	1	0	0	1	2	4	28	25	61	
1560	THOMPSON R-2J	4332	IVY STOCKWELL ELEMENTARY SCHOOL	5TH	1	0	0	0	0	1	2	3	17	23	47	
1560	THOMPSON R-2J	4332	IVY STOCKWELL ELEMENTARY SCHOOL	SCHOOL 1	1	0	4	0	0	5	18	18	143	148	337	
1560	THOMPSON R-2J	5018	LAURENE EDMONDSON ELEMENTARY SCHOOL	HALF DAY	0	0	0	0	0	0	5	6	16	22	49	
1560	THOMPSON R-2J	5018	LAURENE EDMONDSON ELEMENTARY SCHOOL	1ST	0	0	0	1	0	1	3	4	11	21	41	
1560	THOMPSON R-2J	5018	LAURENE EDMONDSON ELEMENTARY SCHOOL	2ND	1	1	5	0	0	0	3	2	14	25	51	
1560	THOMPSON R-2J	5018	LAURENE EDMONDSON ELEMENTARY SCHOOL	3RD	0	0	0	1	0	1	4	4	22	22	54	
1560	THOMPSON R-2J	5018	LAURENE EDMONDSON ELEMENTARY SCHOOL	4TH	1	0	2	0	0	0	6	5	13	24	51	
1560	THOMPSON R-2J	5018	LAURENE EDMONDSON ELEMENTARY SCHOOL	5TH	0	0	1	0	3	0	5	3	14	21	47	
1560	THOMPSON R-2J	5018	LAURENE EDMONDSON ELEMENTARY SCHOOL	SCHOOL 1	2	1	8	2	3	2	26	24	90	135	293	
1560	THOMPSON R-2J	5170	LINCOLN ELEMENTARY SCHOOL	KINDERG/	0	0	1	0	2	1	5	6	24	21	60	
1560	THOMPSON R-2J	5170	LINCOLN ELEMENTARY SCHOOL	1ST	0	0	1	0	0	4	4	4	22	27	58	
1560	THOMPSON R-2J	5170	LINCOLN ELEMENTARY SCHOOL	2ND	1	0	0	1	2	0	8	8	18	25	63	
1560	THOMPSON R-2J	5170	LINCOLN ELEMENTARY SCHOOL	3RD	2	0	1	0	0	1	11	8	26	28	77	
1560	THOMPSON R-2J	5170	LINCOLN ELEMENTARY SCHOOL	4TH	1	2	0	0	0	0	3	9	18	20	53	
1560	THOMPSON R-2J	5170	LINCOLN ELEMENTARY SCHOOL	5TH	0	0	0	1	0	1	4	4	25	36	71	
1560	THOMPSON R-2J	5170	LINCOLN ELEMENTARY SCHOOL	SCHOOL 1	4	2	2	3	4	3	35	39	133	157	382	
1560	THOMPSON R-2J	5312	BILL REED MIDDLE SCHOOL	6TH	1	1	0	2	1	18	20	74	76	194		
1560	THOMPSON R-2J	5312	BILL REED MIDDLE SCHOOL	7TH	0	2	3	0	1	0	25	20	78	88	217	
1560	THOMPSON R-2J	5312	BILL REED MIDDLE SCHOOL	8TH	0	3	2	1	2	1	17	20	65	78	187	
1560	THOMPSON R-2J	5312	BILL REED MIDDLE SCHOOL	SCHOOL 1	1	6	4	4	3	1	60	60	217	242	598	
1560	THOMPSON R-2J	5316	LOVELAND HIGH SCHOOL	9TH	1	1	3	5	2	4	27	28	171	190	432	
1560	THOMPSON R-2J	5316	LOVELAND HIGH SCHOOL	10TH	1	1	6	3	2	1	25	22	183	210	454	
1560	THOMPSON R-2J	5316	LOVELAND HIGH SCHOOL	11TH	1	0	4	0	2	0	20	16	183	188	414	
1560	THOMPSON R-2J	5316	LOVELAND HIGH SCHOOL	12TH	5	0	4	4	1	1	16	27	159	162	379	
1560	THOMPSON R-2J	5316	LOVELAND HIGH SCHOOL	SCHOOL 1	8	2	17	12	7	6	88	93	696	750	1,679	
1560	THOMPSON R-2J	5335	LUCILE ERWIN MIDDLE SCHOOL	6TH	1	1	6	2	2	1	9	13	136	96	267	
1560	THOMPSON R-2J	5335	LUCILE ERWIN MIDDLE SCHOOL	7TH	0	1	5	3	1	3	15	14	142	119	303	
1560	THOMPSON R-2J	5335	LUCILE ERWIN MIDDLE SCHOOL	8TH	0	4	2	6	2	3	16	22	126	89	271	
1560	THOMPSON R-2J	5335	LUCILE ERWIN MIDDLE SCHOOL	SCHOOL 1	2	6	13	11	5	7	40	49	404	304	841	
1560	THOMPSON R-2J	5393	MADISON EARLY CHILDHOOD CENTER	PK	1	1	1	1	1	3	1	68	56	55	104	291
1560	THOMPSON R-2J	5393	MADISON EARLY CHILDHOOD CENTER	SCHOOL 1	1	1	1	1	3	1	68	56	55	104	291	
1560	THOMPSON R-2J	5992	MONROE ELEMENTARY SCHOOL	HALF DAY	1	0	0	0	1	0	10	13	14	18	57	
1560	THOMPSON R-2J	5992	MONROE ELEMENTARY SCHOOL	1ST	0	0	0	0	0	0	6	12	24	33	76	
1560	THOMPSON R-2J	5992	MONROE ELEMENTARY SCHOOL	2ND	0	0	3	1	0	1	13	11	24	20	73	
1560	THOMPSON R-2J	5992	MONROE ELEMENTARY SCHOOL	3RD	0	0	0	0	0	0	9	11	18	24	62	
1560	THOMPSON R-2J	5992	MONROE ELEMENTARY SCHOOL	4TH	0	0	0	1	0	0	7	12	18	28	66	
1560	THOMPSON R-2J	5992	MONROE ELEMENTARY SCHOOL	5TH	0	0	0	1	0	1	7	7	18	31	65	
1560	THOMPSON R-2J	5992	MONROE ELEMENTARY SCHOOL	SCHOOL 1	1	0	3	4	0	3	52	66	116	154	399	
1560	THOMPSON R-2J	6163	MOUNTAIN VIEW HIGH SCHOOL	9TH	0	2	2	1	3	0	33	32	120	117	310	
1560	THOMPSON R-2J	6163	MOUNTAIN VIEW HIGH SCHOOL	10TH	3	1	1	3	2	7	33	26	103	129	308	
1560	THOMPSON R-2J	6163	MOUNTAIN VIEW HIGH SCHOOL	11TH	0	2	0	1	2	7	25	19	113	123	292	
1560	THOMPSON R-2J	6163	MOUNTAIN VIEW HIGH SCHOOL	12TH	5	0	0	1	2	3	25	15	118	120	289	
1560	THOMPSON R-2J	6163	MOUNTAIN VIEW HIGH SCHOOL	SCHOOL 1	8	5	3	6	9	17	116	92	454	489	1,199	
1560	THOMPSON R-2J	6194	NAMAQUA ELEMENTARY SCHOOL	HALF DAY	0	0	0	0	0	0	3	4	28	30	65	
1560	THOMPSON R-2J	6194	NAMAQUA ELEMENTARY SCHOOL	1ST	0	0	0	0	0	1	2	28	28	61	119	
1560	THOMPSON R-2J	6194	NAMAQUA ELEMENTARY SCHOOL	2ND	0	1	1	1	1	0	3	4	37	41	89	
1560	THOMPSON R-2J	6194	NAMAQUA ELEMENTARY SCHOOL	3RD	1	0	1	1	0	0	3	5	41	50	102	
1560	THOMPSON R-2J	6194	NAMAQUA ELEMENTARY SCHOOL	4TH	1	0	0	0	1	0	3	3	37	35	80	
1560	THOMPSON R-2J	6194	NAMAQUA ELEMENTARY SCHOOL	5TH	0	0	1	2	1	0	5	6	36	56	107	
1560	THOMPSON R-2J	6194	NAMAQUA ELEMENTARY SCHOOL	SCHOOL 1	2	2	4	3	3	0	19	24	207	240	504	
1560	THOMPSON R-2J	6220	NEW VISION CHARTER SCHOOL	HALF DAY	0	0	0	0	0	0	3	1	21	22	47	
1560	THOMPSON R-2J	6220	NEW VISION CHARTER SCHOOL	1ST	0	0	0	0	0	0	2	2	22	22	48	
1560	THOMPSON R-2J	6220	NEW VISION CHARTER SCHOOL	2ND	0	0	0	2	0	0	1	1	22	22	48	
1560	THOMPSON R-2J	6220	NEW VISION CHARTER SCHOOL	3RD	0	0	1	1	1	0	4	2	24	15	48	
1560	THOMPSON R-2J	6220	NEW VISION CHARTER SCHOOL	4TH	0	0	0	0	0	0	1	1	23	23	48	
1560	THOMPSON R-2J	6220	NEW VISION CHARTER SCHOOL	5TH	0	0	1	0	0	1	4	0	26	16	48	
1560	THOMPSON R-2J	6220	NEW VISION CHARTER SCHOOL	6TH	0	0	1	1	0	0	0	0	18	28	48	
1560	THOMPSON R-2J	6220	NEW VISION CHARTER SCHOOL	7TH	0	0	1	0	0	1	2	3	17	24	48	
1560	THOMPSON R-2J	6220	NEW VISION CHARTER SCHOOL	SCHOOL 1	0	0	4	4	1	2	17	10	173	172	383	
1560	THOMPSON R-2J	7640	SARAH MILNER ELEMENTARY SCHOOL	HALF DAY	0	2	1	0	0	0	5	1	14	10	33	



COLORADO DEPARTMENT OF EDUCATION
FALL 2007 PUPIL MEMBERSHIP BY DISTRICT, SCHOOL, GRADE, RACE/ETHNICITY, AND GENDER

District Code	DISTRICT	School Code	SCHOOL	GRADE	AMERICAN INDIAN OR ALASKAN NATIVE	AMERICAN INDIAN OR ALASKAN NATIVE	ASIAN OR PACIFIC ISLANDER	ASIAN OR PACIFIC ISLANDER	BLACK (NOT HISPANIC)	BLACK (NOT HISPANIC)	HISPANIC	HISPANIC	WHITE (NOT HISPANIC)	WHITE (NOT HISPANIC)	Total
					FEMALE	MALE	FEMALE	MALE	FEMALE	MALE	FEMALE	MALE	FEMALE	MALE	
1560	THOMPSON R-2J	7640	SARAH MILNER ELEMENTARY SCHOOL	KINDERG/	0	0	1	0	1	0	2	2	4	10	20
1560	THOMPSON R-2J	7640	SARAH MILNER ELEMENTARY SCHOOL	1ST	0	1	0	0	0	0	10	11	20	18	60
1560	THOMPSON R-2J	7640	SARAH MILNER ELEMENTARY SCHOOL	2ND	1	0	0	0	0	2	10	2	23	26	64
1560	THOMPSON R-2J	7640	SARAH MILNER ELEMENTARY SCHOOL	3RD	0	0	0	1	0	0	6	10	20	21	58
1560	THOMPSON R-2J	7640	SARAH MILNER ELEMENTARY SCHOOL	4TH	0	0	0	0	0	1	2	8	17	21	49
1560	THOMPSON R-2J	7640	SARAH MILNER ELEMENTARY SCHOOL	5TH	0	1	0	0	1	0	7	3	20	30	62
1560	THOMPSON R-2J	7640	SARAH MILNER ELEMENTARY SCHOOL	SCHOOL 1	1	4	2	1	2	3	42	37	118	136	346
1560	THOMPSON R-2J	7650	STANSBERRY ELEMENTARY SCHOOL	HALF DAY	0	0	0	1	0	0	4	6	14	18	43
1560	THOMPSON R-2J	7650	STANSBERRY ELEMENTARY SCHOOL	1ST	0	0	0	1	0	1	3	2	15	16	38
1560	THOMPSON R-2J	7650	STANSBERRY ELEMENTARY SCHOOL	2ND	0	0	0	0	0	0	8	6	16	12	42
1560	THOMPSON R-2J	7650	STANSBERRY ELEMENTARY SCHOOL	3RD	1	0	0	1	1	0	1	5	16	19	44
1560	THOMPSON R-2J	7650	STANSBERRY ELEMENTARY SCHOOL	4TH	1	0	0	0	2	0	3	2	22	8	38
1560	THOMPSON R-2J	7650	STANSBERRY ELEMENTARY SCHOOL	5TH	0	0	1	1	0	0	1	6	16	13	38
1560	THOMPSON R-2J	7650	STANSBERRY ELEMENTARY SCHOOL	SCHOOL 1	2	0	1	4	3	1	20	27	99	86	243
1560	THOMPSON R-2J	8824	THOMPSON VALLEY HIGH SCHOOL	9TH	1	3	0	1	0	1	18	24	158	151	357
1560	THOMPSON R-2J	8824	THOMPSON VALLEY HIGH SCHOOL	10TH	1	4	2	1	2	0	20	14	186	165	395
1560	THOMPSON R-2J	8824	THOMPSON VALLEY HIGH SCHOOL	11TH	3	2	0	5	0	1	18	9	161	168	367
1560	THOMPSON R-2J	8824	THOMPSON VALLEY HIGH SCHOOL	12TH	2	2	0	1	3	2	11	15	154	162	352
1560	THOMPSON R-2J	8824	THOMPSON VALLEY HIGH SCHOOL	SCHOOL 1	7	11	2	8	5	4	67	62	659	646	1,471
1560	THOMPSON R-2J	8918	TRUSCOTT ELEMENTARY SCHOOL	HALF DAY	0	0	0	0	0	0	8	5	15	19	48
1560	THOMPSON R-2J	8918	TRUSCOTT ELEMENTARY SCHOOL	1ST	0	1	0	0	1	0	4	2	21	16	45
1560	THOMPSON R-2J	8918	TRUSCOTT ELEMENTARY SCHOOL	2ND	0	0	2	0	0	0	6	10	18	19	55
1560	THOMPSON R-2J	8918	TRUSCOTT ELEMENTARY SCHOOL	3RD	0	0	0	0	0	0	5	9	21	14	50
1560	THOMPSON R-2J	8918	TRUSCOTT ELEMENTARY SCHOOL	4TH	0	0	0	0	0	2	7	3	10	17	39
1560	THOMPSON R-2J	8918	TRUSCOTT ELEMENTARY SCHOOL	5TH	0	0	0	0	0	2	0	7	5	17	46
1560	THOMPSON R-2J	8918	TRUSCOTT ELEMENTARY SCHOOL	SCHOOL 1	0	3	2	0	3	2	37	34	100	102	283
1560	THOMPSON R-2J	8925	TURNER MIDDLE SCHOOL	6TH	0	4	1	1	0	1	7	6	63	70	152
1560	THOMPSON R-2J	8925	TURNER MIDDLE SCHOOL	7TH	1	0	1	0	0	0	7	8	76	55	148
1560	THOMPSON R-2J	8925	TURNER MIDDLE SCHOOL	8TH	0	0	1	0	0	1	4	4	62	55	127
1560	THOMPSON R-2J	8925	TURNER MIDDLE SCHOOL	SCHOOL 1	1	0	6	1	0	2	18	18	201	180	427
1560	THOMPSON R-2J	9055	VAN BUREN ELEMENTARY SCHOOL	HALF DAY	0	1	0	0	0	0	5	6	18	19	49
1560	THOMPSON R-2J	9055	VAN BUREN ELEMENTARY SCHOOL	1ST	0	0	1	1	0	0	0	4	22	22	50
1560	THOMPSON R-2J	9055	VAN BUREN ELEMENTARY SCHOOL	2ND	0	0	1	0	0	0	2	5	11	18	37
1560	THOMPSON R-2J	9055	VAN BUREN ELEMENTARY SCHOOL	3RD	0	0	0	0	0	1	4	4	20	12	41
1560	THOMPSON R-2J	9055	VAN BUREN ELEMENTARY SCHOOL	4TH	0	0	0	0	0	0	4	5	16	16	41
1560	THOMPSON R-2J	9055	VAN BUREN ELEMENTARY SCHOOL	5TH	0	0	1	1	0	0	3	2	18	19	44
1560	THOMPSON R-2J	9055	VAN BUREN ELEMENTARY SCHOOL	SCHOOL 1	0	1	3	2	0	1	18	26	105	106	262
1560	THOMPSON R-2J	9228	WALT CLARK MIDDLE SCHOOL	6TH	0	0	2	2	0	1	5	16	71	108	205
1560	THOMPSON R-2J	9228	WALT CLARK MIDDLE SCHOOL	7TH	0	4	1	1	1	2	10	10	105	98	232
1560	THOMPSON R-2J	9228	WALT CLARK MIDDLE SCHOOL	8TH	1	0	2	3	0	0	8	7	95	125	241
1560	THOMPSON R-2J	9228	WALT CLARK MIDDLE SCHOOL	SCHOOL 1	1	4	5	6	1	3	23	33	271	331	678
1560	THOMPSON R-2J	9260	HAROLD FERGUSON HIGH SCHOOL	11TH	0	0	0	0	1	0	2	6	12	18	39
1560	THOMPSON R-2J	9260	HAROLD FERGUSON HIGH SCHOOL	12TH	0	0	0	0	0	2	5	6	31	16	60
1560	THOMPSON R-2J	9260	HAROLD FERGUSON HIGH SCHOOL	SCHOOL 1	0	0	0	0	1	2	7	12	43	34	99
1560	THOMPSON R-2J	9674	WINONA ELEMENTARY SCHOOL	HALF DAY	0	0	0	0	0	0	0	0	1	0	1
1560	THOMPSON R-2J	9674	WINONA ELEMENTARY SCHOOL	KINDERG/	0	0	0	0	1	1	17	13	13	28	73
1560	THOMPSON R-2J	9674	WINONA ELEMENTARY SCHOOL	1ST	1	0	1	2	0	0	14	18	19	23	78
1560	THOMPSON R-2J	9674	WINONA ELEMENTARY SCHOOL	2ND	1	0	0	1	0	0	10	14	17	21	64
1560	THOMPSON R-2J	9674	WINONA ELEMENTARY SCHOOL	3RD	0	0	1	0	0	1	18	10	19	31	80
1560	THOMPSON R-2J	9674	WINONA ELEMENTARY SCHOOL	4TH	0	0	1	0	0	0	12	6	21	14	54
1560	THOMPSON R-2J	9674	WINONA ELEMENTARY SCHOOL	5TH	0	1	0	1	2	0	7	15	26	19	71
1560	THOMPSON R-2J	9674	WINONA ELEMENTARY SCHOOL	SCHOOL 1	2	1	2	5	3	2	78	76	116	136	421
1560	THOMPSON R-2J		DISTRICT TOTAL		63	72	118	109	76	99	1,144	1,183	6,070	6,371	15,305
1570	PARK (ESTES PARK) R-3	2790	ESTES PARK K-5 SCHOOL	PK	0	0	0	0	0	0	6	7	2	5	20
1570	PARK (ESTES PARK) R-3	2790	ESTES PARK K-5 SCHOOL	KINDERG/	0	0	1	1	1	0	11	10	24	23	71
1570	PARK (ESTES PARK) R-3	2790	ESTES PARK K-5 SCHOOL	1ST	0	0	1	1	0	0	11	10	27	23	74
1570	PARK (ESTES PARK) R-3	2790	ESTES PARK K-5 SCHOOL	2ND	0	0	1	0	1	0	10	16	22	27	77
1570	PARK (ESTES PARK) R-3	2790	ESTES PARK K-5 SCHOOL	3RD	1	1	1	5	1	0	5	8	37	32	91
1570	PARK (ESTES PARK) R-3	2790	ESTES PARK K-5 SCHOOL	4TH	0	0	1	1	0	1	12	8	22	29	74
1570	PARK (ESTES PARK) R-3	2790	ESTES PARK K-5 SCHOOL	5TH	0	2	1	0	1	0	9	10	24	40	87
1570	PARK (ESTES PARK) R-3	2790	ESTES PARK K-5 SCHOOL	SCHOOL 1	2	3	6	8	4	1	64	69	158	179	494
1570	PARK (ESTES PARK) R-3	2792	ESTES PARK MIDDLE SCHOOL	6TH	0	1	1	1	1	0	12	3	45	48	113
1570	PARK (ESTES PARK) R-3	2792	ESTES PARK MIDDLE SCHOOL	7TH	0	0	0	2	1	1	6	5	23	43	81
1570	PARK (ESTES PARK) R-3	2792	ESTES PARK MIDDLE SCHOOL	8TH	1	0	0	0	2	1	5	8	45	47	109
1570	PARK (ESTES PARK) R-3	2792	ESTES PARK MIDDLE SCHOOL	SCHOOL 1	3	0	1	3	4	2	23	16	113	138	303
1570	PARK (ESTES PARK) R-3	2794	ESTES PARK HIGH SCHOOL	9TH	0	0	0	0	0	2	10	16	42	38	108
1570	PARK (ESTES PARK) R-3	2794	ESTES PARK HIGH SCHOOL	10TH	1	1	1	0	0	1	5	6	46	46	107

COLORADO DEPARTMENT OF EDUCATION
FALL 2007 PUPIL MEMBERSHIP BY DISTRICT, SCHOOL, GRADE, RACE/ETHNICITY, AND GENDER

District Code	DISTRICT	School Code	SCHOOL	GRADE	AMERICAN INDIAN OR ALASKAN NATIVE		ASIAN OR PACIFIC ISLANDER		BLACK (NOT HISPANIC)		HISPANIC		WHITE (NOT HISPANIC)		Total
					FEMALE	MALE	FEMALE	MALE	FEMALE	MALE	FEMALE	MALE	FEMALE	MALE	
1570	PARK (ESTES PARK) R-3	2794	ESTES PARK HIGH SCHOOL	11TH	2	0	0	0	0	1	8	3	38	44	96
1570	PARK (ESTES PARK) R-3	2794	ESTES PARK HIGH SCHOOL	12TH	2	1	0	0	1	0	5	4	45	40	98
1570	PARK (ESTES PARK) R-3	2794	ESTES PARK HIGH SCHOOL	SCHOOL 1	5	2	1	0	1	4	28	29	171	168	409
1570	PARK (ESTES PARK) R-3		DISTRICT TOTAL		10	5	8	11	9	7	115	114	442	485	1,206
1580	TRINIDAD 1	1386	TRINIDAD MIDDLE SCHOOL	6TH	3	2	0	1	2	0	46	34	18	21	127
1580	TRINIDAD 1	1386	TRINIDAD MIDDLE SCHOOL	7TH	1	0	2	0	1	36	29	15	22	107	
1580	TRINIDAD 1	1386	TRINIDAD MIDDLE SCHOOL	8TH	2	0	2	1	0	32	35	23	17	112	
1580	TRINIDAD 1	1386	TRINIDAD MIDDLE SCHOOL	SCHOOL 1	6	2	4	2	3	1	114	98	56	60	346
1580	TRINIDAD 1	2481	ECKHART ELEMENTARY SCHOOL	KINDERG/	0	0	1	1	2	1	32	37	23	34	131
1580	TRINIDAD 1	2481	ECKHART ELEMENTARY SCHOOL	1ST	1	1	1	1	1	45	38	20	15	124	
1580	TRINIDAD 1	2481	ECKHART ELEMENTARY SCHOOL	SCHOOL 1	1	1	2	2	3	2	77	75	43	49	255
1580	TRINIDAD 1	2944	FISHER'S PEAK ELEMENTARY SCHOOL	2ND	0	1	0	1	0	2	60	40	18	15	137
1580	TRINIDAD 1	2944	FISHER'S PEAK ELEMENTARY SCHOOL	3RD	2	0	1	1	0	2	28	38	22	21	115
1580	TRINIDAD 1	2944	FISHER'S PEAK ELEMENTARY SCHOOL	4TH	2	0	0	0	0	0	46	40	14	16	118
1580	TRINIDAD 1	2944	FISHER'S PEAK ELEMENTARY SCHOOL	5TH	3	3	0	2	0	0	28	35	17	23	111
1580	TRINIDAD 1	2944	FISHER'S PEAK ELEMENTARY SCHOOL	SCHOOL 1	7	4	1	4	0	4	162	153	71	75	481
1580	TRINIDAD 1	8906	TRINIDAD HIGH SCHOOL	9TH	1	0	3	1	0	0	28	39	22	15	109
1580	TRINIDAD 1	8906	TRINIDAD HIGH SCHOOL	10TH	0	1	0	1	1	2	39	44	17	16	121
1580	TRINIDAD 1	8906	TRINIDAD HIGH SCHOOL	11TH	0	1	1	3	1	0	29	25	12	20	92
1580	TRINIDAD 1	8906	TRINIDAD HIGH SCHOOL	12TH	2	0	1	0	0	0	25	24	12	25	89
1580	TRINIDAD 1	8906	TRINIDAD HIGH SCHOOL	SCHOOL 1	3	2	5	5	2	2	121	132	63	76	411
1580	TRINIDAD 1		DISTRICT TOTAL		17	9	12	13	8	9	474	458	233	260	1,493
1590	PRIMERO REORGANIZED 2	7160	PRIMERO ELEMENTARY SCHOOL	PK	0	0	0	0	0	0	1	6	4	7	18
1590	PRIMERO REORGANIZED 2	7160	PRIMERO ELEMENTARY SCHOOL	HALF DAY	0	0	0	0	0	0	2	3	1	1	7
1590	PRIMERO REORGANIZED 2	7160	PRIMERO ELEMENTARY SCHOOL	1ST	0	0	0	0	0	0	5	8	5	2	20
1590	PRIMERO REORGANIZED 2	7160	PRIMERO ELEMENTARY SCHOOL	2ND	0	0	0	0	0	0	5	1	4	7	17
1590	PRIMERO REORGANIZED 2	7160	PRIMERO ELEMENTARY SCHOOL	3RD	0	0	0	0	0	0	5	5	2	3	15
1590	PRIMERO REORGANIZED 2	7160	PRIMERO ELEMENTARY SCHOOL	4TH	0	0	0	0	0	0	1	2	8	1	12
1590	PRIMERO REORGANIZED 2	7160	PRIMERO ELEMENTARY SCHOOL	5TH	1	0	0	0	0	0	3	2	4	7	17
1590	PRIMERO REORGANIZED 2	7160	PRIMERO ELEMENTARY SCHOOL	SCHOOL 1	1	0	0	0	0	0	22	27	28	28	106
1590	PRIMERO REORGANIZED 2	7164	PRIMERO JUNIOR-SENIOR HIGH SCHOOL	6TH	0	0	0	0	0	0	2	2	4	1	9
1590	PRIMERO REORGANIZED 2	7164	PRIMERO JUNIOR-SENIOR HIGH SCHOOL	7TH	0	0	0	0	0	1	1	1	7	7	17
1590	PRIMERO REORGANIZED 2	7164	PRIMERO JUNIOR-SENIOR HIGH SCHOOL	8TH	0	0	0	1	0	0	3	5	4	6	19
1590	PRIMERO REORGANIZED 2	7164	PRIMERO JUNIOR-SENIOR HIGH SCHOOL	9TH	0	0	0	0	0	0	2	2	7	16	27
1590	PRIMERO REORGANIZED 2	7164	PRIMERO JUNIOR-SENIOR HIGH SCHOOL	10TH	0	0	0	0	0	0	2	4	10	8	24
1590	PRIMERO REORGANIZED 2	7164	PRIMERO JUNIOR-SENIOR HIGH SCHOOL	11TH	0	0	0	0	0	0	3	8	4	4	19
1590	PRIMERO REORGANIZED 2	7164	PRIMERO JUNIOR-SENIOR HIGH SCHOOL	12TH	0	0	1	0	0	0	0	1	3	7	12
1590	PRIMERO REORGANIZED 2	7164	PRIMERO JUNIOR-SENIOR HIGH SCHOOL	SCHOOL 1	0	0	1	1	0	1	13	23	39	49	127
1590	PRIMERO REORGANIZED 2		DISTRICT TOTAL		1	0	1	1	0	1	35	50	67	77	233
1600	HOEHNE REORGANIZED 3	4044	HOEHNE ELEMENTARY SCHOOL	PK	0	0	0	0	0	0	1	3	1	2	7
1600	HOEHNE REORGANIZED 3	4044	HOEHNE ELEMENTARY SCHOOL	HALF DAY	0	0	0	0	0	0	3	1	4	9	17
1600	HOEHNE REORGANIZED 3	4044	HOEHNE ELEMENTARY SCHOOL	1ST	0	0	0	0	0	0	10	5	3	4	22
1600	HOEHNE REORGANIZED 3	4044	HOEHNE ELEMENTARY SCHOOL	2ND	0	0	0	0	0	0	5	3	4	3	15
1600	HOEHNE REORGANIZED 3	4044	HOEHNE ELEMENTARY SCHOOL	3RD	0	0	0	0	0	0	3	6	1	9	19
1600	HOEHNE REORGANIZED 3	4044	HOEHNE ELEMENTARY SCHOOL	4TH	0	0	0	0	0	0	7	2	6	6	21
1600	HOEHNE REORGANIZED 3	4044	HOEHNE ELEMENTARY SCHOOL	5TH	0	0	0	0	0	0	6	2	9	6	23
1600	HOEHNE REORGANIZED 3	4044	HOEHNE ELEMENTARY SCHOOL	6TH	0	0	0	0	0	0	8	8	7	9	32
1600	HOEHNE REORGANIZED 3	4044	HOEHNE ELEMENTARY SCHOOL	SCHOOL 1	0	0	0	0	0	0	43	30	35	48	156
1600	HOEHNE REORGANIZED 3	4045	HOEHNE JUNIOR HIGH SCHOOL	7TH	0	0	0	0	0	0	5	5	8	13	31
1600	HOEHNE REORGANIZED 3	4045	HOEHNE JUNIOR HIGH SCHOOL	8TH	0	0	0	0	0	0	7	8	5	10	30
1600	HOEHNE REORGANIZED 3	4045	HOEHNE JUNIOR HIGH SCHOOL	SCHOOL 1	0	0	0	0	0	0	12	13	13	23	61
1600	HOEHNE REORGANIZED 3	4048	HOEHNE HIGH SCHOOL	9TH	0	1	0	0	0	0	3	4	12	8	28
1600	HOEHNE REORGANIZED 3	4048	HOEHNE HIGH SCHOOL	10TH	0	0	0	0	0	0	5	3	12	7	27
1600	HOEHNE REORGANIZED 3	4048	HOEHNE HIGH SCHOOL	11TH	0	0	0	0	0	0	1	7	13	15	36
1600	HOEHNE REORGANIZED 3	4048	HOEHNE HIGH SCHOOL	12TH	0	0	0	0	0	0	6	4	11	8	29
1600	HOEHNE REORGANIZED 3	4048	HOEHNE HIGH SCHOOL	SCHOOL 1	0	1	0	0	0	0	15	18	48	38	120
1600	HOEHNE REORGANIZED 3		DISTRICT TOTAL		0	1	0	0	0	0	70	61	96	109	337
1620	AGUILAR REORGANIZED 6	0058	AGUILAR ELEMENTARY SCHOOL	PK	0	0	0	0	0	0	6	3	4	3	16
1620	AGUILAR REORGANIZED 6	0058	AGUILAR ELEMENTARY SCHOOL	KINDERG/	0	0	0	0	0	0	2	3	1	3	9
1620	AGUILAR REORGANIZED 6	0058	AGUILAR ELEMENTARY SCHOOL	1ST	0	0	0	0	0	0	1	3	4	3	11
1620	AGUILAR REORGANIZED 6	0058	AGUILAR ELEMENTARY SCHOOL	2ND	0	0	0	0	0	0	4	2	2	1	9
1620	AGUILAR REORGANIZED 6	0058	AGUILAR ELEMENTARY SCHOOL	3RD	0	0	0	0	0	0	2	1	2	0	5
1620	AGUILAR REORGANIZED 6	0058	AGUILAR ELEMENTARY SCHOOL	4TH	1	0	0	0	0	0	4	2	3	2	12
1620	AGUILAR REORGANIZED 6	0058	AGUILAR ELEMENTARY SCHOOL	5TH	0	0	0	0	0	0	1	1	0	3	5
1620	AGUILAR REORGANIZED 6	0058	AGUILAR ELEMENTARY SCHOOL	6TH	0	0	0	0	0	0	1	2	4	5	12
1620	AGUILAR REORGANIZED 6	0058	AGUILAR ELEMENTARY SCHOOL	SCHOOL 1	1	0	0	0	0	0	21	17	20	20	79
1620	AGUILAR REORGANIZED 6	0066	AGUILAR JUNIOR-SENIOR HIGH SCHOOL	7TH	0	0	0	0	0	0	0	3	1	3	7

COLORADO DEPARTMENT OF EDUCATION
FALL 2007 PUPIL MEMBERSHIP BY DISTRICT, SCHOOL, GRADE, RACE/ETHNICITY, AND GENDER

District Code	DISTRICT	School Code	SCHOOL	GRADE	AMERICAN INDIAN OR ALASKAN NATIVE		AMERICAN INDIAN OR ALASKAN NATIVE		ASIAN OR PACIFIC ISLANDER		ASIAN OR PACIFIC ISLANDER		BLACK (NOT HISPANIC)		BLACK (NOT HISPANIC)		WHITE (NOT HISPANIC)		WHITE (NOT HISPANIC)		Total
					FEMALE	MALE	FEMALE	MALE	FEMALE	MALE	FEMALE	MALE	FEMALE	MALE	FEMALE	MALE	FEMALE	MALE			
1620	AGUILAR REORGANIZED 6	0066	AGUILAR JUNIOR-SENIOR HIGH SCHOOL	8TH	1	0	0	0	0	0	0	1	4	6	6	5	23				
1620	AGUILAR REORGANIZED 6	0066	AGUILAR JUNIOR-SENIOR HIGH SCHOOL	9TH	0	0	0	0	0	0	0	7	2	5	4	18					
1620	AGUILAR REORGANIZED 6	0066	AGUILAR JUNIOR-SENIOR HIGH SCHOOL	10TH	0	0	0	0	0	0	0	4	1	2	5	12					
1620	AGUILAR REORGANIZED 6	0066	AGUILAR JUNIOR-SENIOR HIGH SCHOOL	11TH	0	0	0	0	0	0	0	1	2	2	1	6					
1620	AGUILAR REORGANIZED 6	0066	AGUILAR JUNIOR-SENIOR HIGH SCHOOL	12TH	0	0	0	0	0	0	0	2	2	3	2	9					
1620	AGUILAR REORGANIZED 6	0066	AGUILAR JUNIOR-SENIOR HIGH SCHOOL	SCHOOL 1	1	0	0	0	0	0	0	1	18	16	19	20	75				
1620	AGUILAR REORGANIZED 6		DISTRICT TOTAL		2	0	0	0	0	0	1	39	33	39	40	154					
1750	BRANSON REORGANIZED 82	0948	BRANSON ALTERNATIVE SCHOOL	KINDERG/	0	0	0	0	0	1	0	2	1	6	10	20					
1750	BRANSON REORGANIZED 82	0948	BRANSON ALTERNATIVE SCHOOL	1ST	0	0	1	0	0	0	1	2	14	9	27						
1750	BRANSON REORGANIZED 82	0948	BRANSON ALTERNATIVE SCHOOL	2ND	0	0	0	0	0	0	0	4	7	8	19						
1750	BRANSON REORGANIZED 82	0948	BRANSON ALTERNATIVE SCHOOL	3RD	0	0	0	0	0	0	1	2	9	10	22						
1750	BRANSON REORGANIZED 82	0948	BRANSON ALTERNATIVE SCHOOL	4TH	1	1	0	0	2	1	3	1	9	5	23						
1750	BRANSON REORGANIZED 82	0948	BRANSON ALTERNATIVE SCHOOL	5TH	0	0	0	0	0	1	0	1	10	3	16						
1750	BRANSON REORGANIZED 82	0948	BRANSON ALTERNATIVE SCHOOL	6TH	0	0	0	0	0	0	4	3	10	12	29						
1750	BRANSON REORGANIZED 82	0948	BRANSON ALTERNATIVE SCHOOL	7TH	1	1	0	0	1	0	5	2	16	15	41						
1750	BRANSON REORGANIZED 82	0948	BRANSON ALTERNATIVE SCHOOL	8TH	0	0	0	0	0	0	6	4	15	16	41						
1750	BRANSON REORGANIZED 82	0948	BRANSON ALTERNATIVE SCHOOL	9TH	3	1	0	1	2	3	13	7	43	39	112						
1750	BRANSON REORGANIZED 82	0948	BRANSON ALTERNATIVE SCHOOL	10TH	0	0	0	0	1	0	7	5	47	29	89						
1750	BRANSON REORGANIZED 82	0948	BRANSON ALTERNATIVE SCHOOL	11TH	0	0	2	0	1	3	8	2	41	27	84						
1750	BRANSON REORGANIZED 82	0948	BRANSON ALTERNATIVE SCHOOL	12TH	0	0	1	0	1	0	1	3	27	14	47						
1750	BRANSON REORGANIZED 82	0948	BRANSON ALTERNATIVE SCHOOL	SCHOOL 1	5	3	4	1	10	7	52	37	254	197	570						
1750	BRANSON REORGANIZED 82	0974	BRANSON ELEMENTARY SCHOOL	PK	0	0	0	0	0	0	0	1	1	0	2						
1750	BRANSON REORGANIZED 82	0974	BRANSON ELEMENTARY SCHOOL	KINDERG/	0	0	0	0	0	0	0	1	0	0	1						
1750	BRANSON REORGANIZED 82	0974	BRANSON ELEMENTARY SCHOOL	1ST	0	0	0	0	0	0	0	1	1	1	3						
1750	BRANSON REORGANIZED 82	0974	BRANSON ELEMENTARY SCHOOL	2ND	0	0	0	0	0	0	1	0	1	1	4						
1750	BRANSON REORGANIZED 82	0974	BRANSON ELEMENTARY SCHOOL	3RD	0	0	0	0	0	1	0	2	2	0	5						
1750	BRANSON REORGANIZED 82	0974	BRANSON ELEMENTARY SCHOOL	4TH	0	0	0	0	1	1	0	0	3	2	7						
1750	BRANSON REORGANIZED 82	0974	BRANSON ELEMENTARY SCHOOL	5TH	0	0	0	0	0	0	1	0	0	1	2						
1750	BRANSON REORGANIZED 82	0974	BRANSON ELEMENTARY SCHOOL	6TH	0	0	0	0	0	0	0	0	0	0	1						
1750	BRANSON REORGANIZED 82	0974	BRANSON ELEMENTARY SCHOOL	SCHOOL 1	0	0	0	0	1	3	1	6	8	6	25						
1750	BRANSON REORGANIZED 82	0978	BRANSON UNDIVIDED HIGH SCHOOL	7TH	0	0	0	0	0	0	0	1	1	2	4						
1750	BRANSON REORGANIZED 82	0978	BRANSON UNDIVIDED HIGH SCHOOL	8TH	0	0	0	0	0	0	2	1	4	1	8						
1750	BRANSON REORGANIZED 82	0978	BRANSON UNDIVIDED HIGH SCHOOL	9TH	0	0	0	0	0	0	0	0	3	6	9						
1750	BRANSON REORGANIZED 82	0978	BRANSON UNDIVIDED HIGH SCHOOL	10TH	0	0	0	0	0	0	0	0	3	1	4						
1750	BRANSON REORGANIZED 82	0978	BRANSON UNDIVIDED HIGH SCHOOL	11TH	0	0	0	0	0	0	0	0	0	1	1						
1750	BRANSON REORGANIZED 82	0978	BRANSON UNDIVIDED HIGH SCHOOL	12TH	0	0	0	0	0	0	0	0	1	1	2						
1750	BRANSON REORGANIZED 82	0978	BRANSON UNDIVIDED HIGH SCHOOL	SCHOOL 1	0	0	0	0	0	0	2	2	12	12	28						
1750	BRANSON REORGANIZED 82	0979	BRANSON SCHOOL ONLINE GED PREP	9TH	0	0	0	0	0	0	1	0	3	5	9						
1750	BRANSON REORGANIZED 82	0979	BRANSON SCHOOL ONLINE GED PREP	10TH	1	0	0	0	0	0	0	0	2	8	11						
1750	BRANSON REORGANIZED 82	0979	BRANSON SCHOOL ONLINE GED PREP	11TH	0	0	0	0	0	0	0	1	4	4	9						
1750	BRANSON REORGANIZED 82	0979	BRANSON SCHOOL ONLINE GED PREP	12TH	0	0	0	0	0	0	0	0	0	1	1						
1750	BRANSON REORGANIZED 82	0979	BRANSON SCHOOL ONLINE GED PREP	SCHOOL 1	1	0	0	0	0	0	1	1	9	18	30						
1750	BRANSON REORGANIZED 82		DISTRICT TOTAL		6	3	4	1	11	10	56	46	283	233	653						
1760	KIM REORGANIZED 88	4690	KIM ELEMENTARY SCHOOL	PK	0	0	0	0	0	0	0	1	1	3	4	8					
1760	KIM REORGANIZED 88	4690	KIM ELEMENTARY SCHOOL	KINDERG/	0	0	0	0	0	1	0	1	1	0	3						
1760	KIM REORGANIZED 88	4690	KIM ELEMENTARY SCHOOL	1ST	0	0	0	0	0	0	0	0	2	0	3						
1760	KIM REORGANIZED 88	4690	KIM ELEMENTARY SCHOOL	2ND	0	0	0	0	0	0	0	1	1	1	3						
1760	KIM REORGANIZED 88	4690	KIM ELEMENTARY SCHOOL	3RD	0	0	0	0	0	0	0	0	3	2	5						
1760	KIM REORGANIZED 88	4690	KIM ELEMENTARY SCHOOL	4TH	0	0	0	0	0	0	1	0	2	0	3						
1760	KIM REORGANIZED 88	4690	KIM ELEMENTARY SCHOOL	5TH	0	0	0	0	0	0	0	1	0	3	4						
1760	KIM REORGANIZED 88	4690	KIM ELEMENTARY SCHOOL	SCHOOL 1	0	0	0	0	1	1	1	4	12	10	29						
1760	KIM REORGANIZED 88	4694	KIM UNDIVIDED HIGH SCHOOL	7TH	0	0	0	0	0	0	0	0	4	3	7						
1760	KIM REORGANIZED 88	4694	KIM UNDIVIDED HIGH SCHOOL	8TH	0	0	0	0	0	0	0	0	3	4	7						
1760	KIM REORGANIZED 88	4694	KIM UNDIVIDED HIGH SCHOOL	9TH	0	0	0	0	0	0	0	0	1	3	4						
1760	KIM REORGANIZED 88	4694	KIM UNDIVIDED HIGH SCHOOL	10TH	0	0	0	0	0	0	0	0	7	0	7						
1760	KIM REORGANIZED 88	4694	KIM UNDIVIDED HIGH SCHOOL	11TH	0	0	0	0	0	0	0	0	3	2	5						
1760	KIM REORGANIZED 88	4694	KIM UNDIVIDED HIGH SCHOOL	12TH	0	0	0	0	0	0	0	0	4	0	4						
1760	KIM REORGANIZED 88	4694	KIM UNDIVIDED HIGH SCHOOL	SCHOOL 1	0	0	0	0	0	0	0	0	22	12	34						
1760	KIM REORGANIZED 88		DISTRICT TOTAL		0	0	0	0	1	1	1	4	34	22	63						
1780	GENOA-HUGO C113	4158	GENOA-HUGO ELEMENTARY SCHOOL	PK	0	0	0	0	0	0	0	1	0	14	9	24					
1780	GENOA-HUGO C113	4158	GENOA-HUGO ELEMENTARY SCHOOL	HALF DAY	0	0	0	0	0	0	0	0	1	7	8						
1780	GENOA-HUGO C113	4158	GENOA-HUGO ELEMENTARY SCHOOL	1ST	0	0	0	0	0	0	0	0	8	4	12						
1780	GENOA-HUGO C113	4158	GENOA-HUGO ELEMENTARY SCHOOL	2ND	0	0	0	0	0	0	0	1	7	9	17						
1780	GENOA-HUGO C113	4158	GENOA-HUGO ELEMENTARY SCHOOL	3RD	0	0	0	0	0	1	2	1	5	5	14						
1780	GENOA-HUGO C113	4158	GENOA-HUGO ELEMENTARY SCHOOL	4TH	0	0	0	0	0	1	1	0	4	4	10						
1780	GENOA-HUGO C113	4158	GENOA-HUGO ELEMENTARY SCHOOL	5TH	0	0	0	0	0	0	0	1	5	4	10						
1780	GENOA-HUGO C113	4158	GENOA-HUGO ELEMENTARY SCHOOL	SCHOOL 1	0	0	0	0	0	2	4	4	50	43	103						

COLORADO DEPARTMENT OF EDUCATION
FALL 2007 PUPIL MEMBERSHIP BY DISTRICT, SCHOOL, GRADE, RACE/ETHNICITY, AND GENDER

District Code	DISTRICT	School Code	SCHOOL	GRADE	AMERICAN INDIAN OR ALASKAN NATIVE	AMERICAN INDIAN OR ALASKAN NATIVE	ASIAN OR PACIFIC ISLANDER	ASIAN OR PACIFIC ISLANDER	BLACK (NOT HISPANIC)	BLACK (NOT HISPANIC)	HISPANIC	HISPANIC	WHITE (NOT HISPANIC)	WHITE (NOT HISPANIC)	Total
					FEMALE	MALE	FEMALE	MALE	FEMALE	MALE	FEMALE	MALE	FEMALE	MALE	
1780	GENOA-HUGO C113	4160	GENOA-HUGO MIDDLE SCHOOL	6TH	0	0	0	0	0	0	0	0	7	5	12
1780	GENOA-HUGO C113	4160	GENOA-HUGO MIDDLE SCHOOL	7TH	0	0	0	0	0	1	0	0	4	14	19
1780	GENOA-HUGO C113	4160	GENOA-HUGO MIDDLE SCHOOL	8TH	0	0	0	0	0	0	0	0	5	12	17
1780	GENOA-HUGO C113	4160	GENOA-HUGO MIDDLE SCHOOL	SCHOOL 1	0	0	0	0	0	1	0	0	16	31	48
1780	GENOA-HUGO C113	4162	GENOA-HUGO SENIOR HIGH SCHOOL	9TH	0	0	0	0	0	0	0	0	6	12	18
1780	GENOA-HUGO C113	4162	GENOA-HUGO SENIOR HIGH SCHOOL	10TH	0	0	0	0	0	0	1	0	7	6	14
1780	GENOA-HUGO C113	4162	GENOA-HUGO SENIOR HIGH SCHOOL	11TH	0	0	0	0	0	0	0	0	9	6	15
1780	GENOA-HUGO C113	4162	GENOA-HUGO SENIOR HIGH SCHOOL	12TH	0	0	0	0	0	0	0	1	4	5	10
1780	GENOA-HUGO C113	4162	GENOA-HUGO SENIOR HIGH SCHOOL	SCHOOL 1	0	0	0	0	0	0	1	1	26	29	57
1780	GENOA-HUGO C113		DISTRICT TOTAL		0	0	0	0	0	3	5	5	92	103	208
1790	LIMON RE-4J	5132	LIMON ELEMENTARY SCHOOL	PK	2	0	1	0	0	2	2	0	12	13	32
1790	LIMON RE-4J	5132	LIMON ELEMENTARY SCHOOL	HALF DAY	1	0	0	0	0	1	6	3	8	8	27
1790	LIMON RE-4J	5132	LIMON ELEMENTARY SCHOOL	1ST	0	0	0	0	0	0	1	3	8	20	32
1790	LIMON RE-4J	5132	LIMON ELEMENTARY SCHOOL	2ND	0	0	1	0	0	0	4	3	15	7	30
1790	LIMON RE-4J	5132	LIMON ELEMENTARY SCHOOL	3RD	0	0	0	0	0	0	0	0	12	12	27
1790	LIMON RE-4J	5132	LIMON ELEMENTARY SCHOOL	4TH	0	0	0	0	1	0	2	4	16	15	38
1790	LIMON RE-4J	5132	LIMON ELEMENTARY SCHOOL	5TH	0	0	0	1	0	0	1	3	17	15	37
1790	LIMON RE-4J	5132	LIMON ELEMENTARY SCHOOL	SCHOOL 1	3	0	2	1	1	3	16	19	88	90	223
1790	LIMON RE-4J	5136	LIMON JUNIOR-SENIOR HIGH SCHOOL	6TH	0	2	0	0	2	0	0	1	10	18	33
1790	LIMON RE-4J	5136	LIMON JUNIOR-SENIOR HIGH SCHOOL	7TH	0	0	0	0	0	0	3	0	13	22	38
1790	LIMON RE-4J	5136	LIMON JUNIOR-SENIOR HIGH SCHOOL	8TH	0	0	0	0	0	0	3	2	20	25	51
1790	LIMON RE-4J	5136	LIMON JUNIOR-SENIOR HIGH SCHOOL	9TH	0	0	0	0	2	0	4	5	18	15	44
1790	LIMON RE-4J	5136	LIMON JUNIOR-SENIOR HIGH SCHOOL	10TH	0	2	0	1	1	0	3	0	17	18	42
1790	LIMON RE-4J	5136	LIMON JUNIOR-SENIOR HIGH SCHOOL	11TH	0	0	0	0	0	1	1	2	22	8	34
1790	LIMON RE-4J	5136	LIMON JUNIOR-SENIOR HIGH SCHOOL	12TH	0	0	0	1	0	0	0	1	19	21	42
1790	LIMON RE-4J	5136	LIMON JUNIOR-SENIOR HIGH SCHOOL	SCHOOL 1	0	0	0	2	6	1	14	11	119	127	284
1790	LIMON RE-4J		DISTRICT TOTAL		3	4	2	3	7	4	30	30	207	217	507
1810	KARVAL RE-23	4502	KARVAL ELEMENTARY SCHOOL	PK	0	0	0	0	0	0	0	0	1	4	5
1810	KARVAL RE-23	4502	KARVAL ELEMENTARY SCHOOL	KINDERG	0	0	0	0	0	0	0	0	1	2	3
1810	KARVAL RE-23	4502	KARVAL ELEMENTARY SCHOOL	1ST	0	0	0	0	0	0	0	0	2	2	4
1810	KARVAL RE-23	4502	KARVAL ELEMENTARY SCHOOL	2ND	0	0	0	0	0	0	0	0	1	1	2
1810	KARVAL RE-23	4502	KARVAL ELEMENTARY SCHOOL	3RD	0	0	0	0	0	0	0	0	2	0	2
1810	KARVAL RE-23	4502	KARVAL ELEMENTARY SCHOOL	4TH	0	0	0	0	0	0	0	0	8	1	9
1810	KARVAL RE-23	4502	KARVAL ELEMENTARY SCHOOL	5TH	0	0	0	0	0	0	0	0	1	0	1
1810	KARVAL RE-23	4502	KARVAL ELEMENTARY SCHOOL	SCHOOL 1	0	0	0	0	0	0	0	0	16	10	26
1810	KARVAL RE-23	4504	KARVAL ONLINE EDUCATION	KINDERG	0	0	0	0	0	0	1	0	0	1	2
1810	KARVAL RE-23	4504	KARVAL ONLINE EDUCATION	1ST	0	0	0	0	0	0	0	0	2	3	5
1810	KARVAL RE-23	4504	KARVAL ONLINE EDUCATION	2ND	0	0	0	0	0	0	0	0	0	1	1
1810	KARVAL RE-23	4504	KARVAL ONLINE EDUCATION	3RD	0	0	0	0	0	0	0	0	3	0	3
1810	KARVAL RE-23	4504	KARVAL ONLINE EDUCATION	4TH	0	0	0	0	0	0	0	0	2	5	7
1810	KARVAL RE-23	4504	KARVAL ONLINE EDUCATION	5TH	0	0	0	0	0	0	0	0	5	3	8
1810	KARVAL RE-23	4504	KARVAL ONLINE EDUCATION	6TH	0	0	0	0	0	0	0	0	3	4	7
1810	KARVAL RE-23	4504	KARVAL ONLINE EDUCATION	7TH	0	0	0	0	0	0	0	0	2	4	6
1810	KARVAL RE-23	4504	KARVAL ONLINE EDUCATION	8TH	0	0	0	0	0	0	1	0	7	8	16
1810	KARVAL RE-23	4504	KARVAL ONLINE EDUCATION	9TH	1	0	0	0	0	0	5	2	3	13	24
1810	KARVAL RE-23	4504	KARVAL ONLINE EDUCATION	10TH	2	0	0	0	1	0	1	2	8	14	28
1810	KARVAL RE-23	4504	KARVAL ONLINE EDUCATION	11TH	0	0	0	0	1	0	3	1	11	14	30
1810	KARVAL RE-23	4504	KARVAL ONLINE EDUCATION	12TH	1	0	1	0	1	0	0	0	11	6	20
1810	KARVAL RE-23	4504	KARVAL ONLINE EDUCATION	SCHOOL 1	4	0	1	0	3	0	11	5	57	76	157
1810	KARVAL RE-23	4506	KARVAL JUNIOR-SENIOR HIGH SCHOOL	6TH	0	0	0	0	0	0	0	0	1	2	3
1810	KARVAL RE-23	4506	KARVAL JUNIOR-SENIOR HIGH SCHOOL	7TH	0	0	0	0	0	0	0	0	1	1	2
1810	KARVAL RE-23	4506	KARVAL JUNIOR-SENIOR HIGH SCHOOL	8TH	0	0	0	0	0	0	0	0	2	6	8
1810	KARVAL RE-23	4506	KARVAL JUNIOR-SENIOR HIGH SCHOOL	9TH	0	0	0	0	0	0	0	0	1	3	4
1810	KARVAL RE-23	4506	KARVAL JUNIOR-SENIOR HIGH SCHOOL	10TH	0	0	0	0	0	0	0	0	4	7	11
1810	KARVAL RE-23	4506	KARVAL JUNIOR-SENIOR HIGH SCHOOL	11TH	0	0	0	0	0	0	1	0	6	0	7
1810	KARVAL RE-23	4506	KARVAL JUNIOR-SENIOR HIGH SCHOOL	12TH	0	0	0	0	0	0	0	0	1	3	4
1810	KARVAL RE-23	4506	KARVAL JUNIOR-SENIOR HIGH SCHOOL	SCHOOL 1	0	0	0	0	0	0	1	0	16	22	39
1810	KARVAL RE-23		DISTRICT TOTAL		4	0	1	0	3	0	12	5	89	108	222
1828	VALLEY RE-1	0202	SMITH HIGH SCHOOL	9TH	0	0	0	0	0	0	0	0	5	6	11
1828	VALLEY RE-1	0202	SMITH HIGH SCHOOL	10TH	0	0	0	0	0	0	1	0	4	1	6
1828	VALLEY RE-1	0202	SMITH HIGH SCHOOL	11TH	0	0	0	0	0	0	1	0	2	1	4
1828	VALLEY RE-1	0202	SMITH HIGH SCHOOL	12TH	0	0	0	0	0	0	2	0	1	0	3
1828	VALLEY RE-1	0202	SMITH HIGH SCHOOL	SCHOOL 1	0	0	0	0	0	0	4	0	12	8	24
1828	VALLEY RE-1	0515	AYRES ELEMENTARY SCHOOL	HALF DAY	1	2	0	2	1	1	12	14	46	74	153
1828	VALLEY RE-1	0515	AYRES ELEMENTARY SCHOOL	1ST	3	0	2	1	2	3	31	14	54	54	164
1828	VALLEY RE-1	0515	AYRES ELEMENTARY SCHOOL	2ND	1	1	1	1	2	1	14	15	59	55	150
1828	VALLEY RE-1	0515	AYRES ELEMENTARY SCHOOL	SCHOOL 1	5	3	3	4	5	5	57	43	159	183	467

COLORADO DEPARTMENT OF EDUCATION
FALL 2007 PUPIL MEMBERSHIP BY DISTRICT, SCHOOL, GRADE, RACE/ETHNICITY, AND GENDER

District Code	DISTRICT	School Code	SCHOOL	GRADE	AMERICAN INDIAN OR ALASKAN NATIVE	AMERICAN INDIAN OR ALASKAN NATIVE	ASIAN OR PACIFIC ISLANDER	ASIAN OR PACIFIC ISLANDER	BLACK (NOT HISPANIC)	BLACK (NOT HISPANIC)	HISPANIC	HISPANIC	WHITE (NOT HISPANIC)	WHITE (NOT HISPANIC)	Total
					FEMALE	MALE	FEMALE	MALE	FEMALE	MALE	FEMALE	MALE	FEMALE	MALE	
1828	VALLEY RE-1	1220	CALICHE ELEMENTARY SCHOOL	PK	0	0	0	0	0	0	1	1	5	7	14
1828	VALLEY RE-1	1220	CALICHE ELEMENTARY SCHOOL	HALF DAY	0	0	0	0	0	0	1	0	3	10	14
1828	VALLEY RE-1	1220	CALICHE ELEMENTARY SCHOOL	1ST	0	0	0	0	0	1	2	1	9	7	20
1828	VALLEY RE-1	1220	CALICHE ELEMENTARY SCHOOL	2ND	1	0	0	0	0	3	0	8	7	19	19
1828	VALLEY RE-1	1220	CALICHE ELEMENTARY SCHOOL	3RD	0	0	0	0	0	0	1	8	10	19	19
1828	VALLEY RE-1	1220	CALICHE ELEMENTARY SCHOOL	4TH	0	0	0	0	0	2	0	7	7	16	16
1828	VALLEY RE-1	1220	CALICHE ELEMENTARY SCHOOL	5TH	1	0	0	0	0	1	0	7	9	18	18
1828	VALLEY RE-1	1220	CALICHE ELEMENTARY SCHOOL	6TH	0	0	0	0	0	3	1	10	15	29	29
1828	VALLEY RE-1	1220	CALICHE ELEMENTARY SCHOOL	SCHOOL 1	2	0	0	0	0	1	13	4	57	72	149
1828	VALLEY RE-1	1224	CALICHE JUNIOR-SENIOR HIGH SCHOOL	7TH	0	0	0	0	0	1	2	7	8	18	18
1828	VALLEY RE-1	1224	CALICHE JUNIOR-SENIOR HIGH SCHOOL	8TH	0	1	0	0	0	1	0	6	7	15	15
1828	VALLEY RE-1	1224	CALICHE JUNIOR-SENIOR HIGH SCHOOL	9TH	0	0	0	0	0	4	1	8	9	22	22
1828	VALLEY RE-1	1224	CALICHE JUNIOR-SENIOR HIGH SCHOOL	10TH	0	0	0	0	0	1	1	6	9	17	17
1828	VALLEY RE-1	1224	CALICHE JUNIOR-SENIOR HIGH SCHOOL	11TH	0	0	0	0	0	0	2	8	13	23	23
1828	VALLEY RE-1	1224	CALICHE JUNIOR-SENIOR HIGH SCHOOL	12TH	0	0	0	0	0	2	0	6	12	20	20
1828	VALLEY RE-1	1224	CALICHE JUNIOR-SENIOR HIGH SCHOOL	SCHOOL 1	0	1	0	0	0	1	8	6	41	58	115
1828	VALLEY RE-1	1321	CAMPBELL ELEMENTARY SCHOOL	3RD	1	1	0	1	3	1	13	22	59	54	155
1828	VALLEY RE-1	1321	CAMPBELL ELEMENTARY SCHOOL	4TH	0	0	0	2	2	1	14	20	60	61	160
1828	VALLEY RE-1	1321	CAMPBELL ELEMENTARY SCHOOL	5TH	0	1	0	1	1	18	15	59	59	155	155
1828	VALLEY RE-1	1321	CAMPBELL ELEMENTARY SCHOOL	SCHOOL 1*	1	2	0	4	6	3	45	57	178	174	470
1828	VALLEY RE-1	3729	HAGEN EARLY EDUCATION CENTER	PK	0	0	0	0	2	2	16	11	33	56	120
1828	VALLEY RE-1	3729	HAGEN EARLY EDUCATION CENTER	SCHOOL 1	0	0	0	0	2	2	16	11	33	56	120
1828	VALLEY RE-1	8256	STERLING MIDDLE SCHOOL	6TH	1	1	1	0	1	1	28	16	53	57	159
1828	VALLEY RE-1	8256	STERLING MIDDLE SCHOOL	7TH	1	2	1	1	1	0	16	14	68	77	183
1828	VALLEY RE-1	8256	STERLING MIDDLE SCHOOL	8TH	1	3	1	0	2	4	14	22	54	60	161
1828	VALLEY RE-1	8256	STERLING MIDDLE SCHOOL	SCHOOL 1	5	3	3	1	4	5	58	52	175	194	503
1828	VALLEY RE-1	8260	STERLING HIGH SCHOOL	9TH	2	0	0	0	0	14	14	67	73	171	171
1828	VALLEY RE-1	8260	STERLING HIGH SCHOOL	10TH	1	1	1	0	4	0	16	20	69	79	192
1828	VALLEY RE-1	8260	STERLING HIGH SCHOOL	11TH	1	0	1	0	0	2	9	9	59	65	146
1828	VALLEY RE-1	8260	STERLING HIGH SCHOOL	12TH	0	0	1	0	0	11	12	60	60	144	144
1828	VALLEY RE-1	8260	STERLING HIGH SCHOOL	SCHOOL 1	4	3	3	0	4	2	50	55	255	277	653
1828	VALLEY RE-1		DISTRICT TOTAL		17	15	9	9	21	19	251	228	910	1,022	2,501
1850	FRENCHMAN RE-3	2980	FLEMING ELEMENTARY SCHOOL	PK	0	0	0	0	0	0	2	1	9	9	21
1850	FRENCHMAN RE-3	2980	FLEMING ELEMENTARY SCHOOL	KINDERG/	0	0	0	0	0	0	1	1	3	5	10
1850	FRENCHMAN RE-3	2980	FLEMING ELEMENTARY SCHOOL	1ST	0	0	0	0	0	0	0	1	6	1	8
1850	FRENCHMAN RE-3	2980	FLEMING ELEMENTARY SCHOOL	2ND	0	0	0	0	0	1	0	4	6	11	11
1850	FRENCHMAN RE-3	2980	FLEMING ELEMENTARY SCHOOL	3RD	0	0	0	0	0	1	0	12	10	23	23
1850	FRENCHMAN RE-3	2980	FLEMING ELEMENTARY SCHOOL	4TH	0	0	0	0	0	0	1	4	7	12	12
1850	FRENCHMAN RE-3	2980	FLEMING ELEMENTARY SCHOOL	5TH	0	0	0	0	0	1	0	10	3	14	14
1850	FRENCHMAN RE-3	2980	FLEMING ELEMENTARY SCHOOL	6TH	0	0	0	0	0	0	0	6	4	10	10
1850	FRENCHMAN RE-3	2980	FLEMING ELEMENTARY SCHOOL	SCHOOL 1	0	0	0	0	0	6	4	54	45	109	109
1850	FRENCHMAN RE-3	2988	FLEMING HIGH SCHOOL	7TH	0	0	0	0	0	0	1	6	6	13	13
1850	FRENCHMAN RE-3	2988	FLEMING HIGH SCHOOL	8TH	0	0	0	0	0	1	0	5	5	11	11
1850	FRENCHMAN RE-3	2988	FLEMING HIGH SCHOOL	9TH	0	0	0	0	0	0	0	9	4	13	13
1850	FRENCHMAN RE-3	2988	FLEMING HIGH SCHOOL	10TH	0	0	0	0	0	0	0	8	5	13	13
1850	FRENCHMAN RE-3	2988	FLEMING HIGH SCHOOL	11TH	0	0	0	0	0	0	2	11	7	20	20
1850	FRENCHMAN RE-3	2988	FLEMING HIGH SCHOOL	12TH	0	0	0	0	0	0	0	13	12	25	25
1850	FRENCHMAN RE-3	2988	FLEMING HIGH SCHOOL	SCHOOL 1	0	0	0	0	0	1	3	52	39	95	95
1850	FRENCHMAN RE-3		DISTRICT TOTAL		0	0	0	0	0	7	7	106	84	204	
1860	BUFFALO RE-4	5802	MERINO ELEMENTARY SCHOOL	KINDERG/	0	0	0	0	1	0	0	0	9	13	23
1860	BUFFALO RE-4	5802	MERINO ELEMENTARY SCHOOL	1ST	0	0	0	0	0	2	0	12	11	25	25
1860	BUFFALO RE-4	5802	MERINO ELEMENTARY SCHOOL	2ND	0	0	0	0	0	1	0	12	8	21	21
1860	BUFFALO RE-4	5802	MERINO ELEMENTARY SCHOOL	3RD	0	0	0	0	2	1	2	8	11	24	24
1860	BUFFALO RE-4	5802	MERINO ELEMENTARY SCHOOL	4TH	1	1	1	0	0	0	1	16	11	31	31
1860	BUFFALO RE-4	5802	MERINO ELEMENTARY SCHOOL	5TH	0	0	0	0	0	1	1	5	14	22	22
1860	BUFFALO RE-4	5802	MERINO ELEMENTARY SCHOOL	6TH	1	1	1	1	0	1	0	6	7	18	18
1860	BUFFALO RE-4	5802	MERINO ELEMENTARY SCHOOL	SCHOOL 1	2	2	2	1	1	4	5	4	68	75	164
1860	BUFFALO RE-4	5806	MERINO JUNIOR SENIOR HIGH SCHOOL	7TH	0	0	0	0	0	1	0	11	9	21	21
1860	BUFFALO RE-4	5806	MERINO JUNIOR SENIOR HIGH SCHOOL	8TH	0	0	0	0	0	1	1	0	9	14	25
1860	BUFFALO RE-4	5806	MERINO JUNIOR SENIOR HIGH SCHOOL	9TH	0	0	0	0	0	3	0	10	11	24	24
1860	BUFFALO RE-4	5806	MERINO JUNIOR SENIOR HIGH SCHOOL	10TH	0	0	0	0	1	0	4	10	21	36	36
1860	BUFFALO RE-4	5806	MERINO JUNIOR SENIOR HIGH SCHOOL	11TH	1	0	0	1	1	0	1	13	10	27	27
1860	BUFFALO RE-4	5806	MERINO JUNIOR SENIOR HIGH SCHOOL	12TH	0	0	0	1	0	1	0	11	11	24	24
1860	BUFFALO RE-4	5806	MERINO JUNIOR SENIOR HIGH SCHOOL	SCHOOL 1	1	0	0	2	1	4	5	64	76	157	157
1860	BUFFALO RE-4		DISTRICT TOTAL		3	2	2	3	2	8	9	132	151	321	
1870	PLATEAU RE-5	6834	PEETZ ELEMENTARY SCHOOL	PK	0	0	0	0	0	0	0	1	3	10	14
1870	PLATEAU RE-5	6834	PEETZ ELEMENTARY SCHOOL	KINDERG/	0	0	0	0	0	0	0	0	1	5	6

COLORADO DEPARTMENT OF EDUCATION
FALL 2007 PUPIL MEMBERSHIP BY DISTRICT, SCHOOL, GRADE, RACE/ETHNICITY, AND GENDER


District Code	DISTRICT	School Code	SCHOOL	GRADE	AMERICAN INDIAN OR ALASKAN NATIVE		ASIAN OR PACIFIC ISLANDER		BLACK (NOT HISPANIC)		HISPANIC		WHITE (NOT HISPANIC)		Total
					FEMALE	MALE	FEMALE	MALE	FEMALE	MALE	FEMALE	MALE	FEMALE	MALE	
1870	PLATEAU RE-5	6834	PEETZ ELEMENTARY SCHOOL	1ST	0	0	0	0	0	0	0	0	1	9	10
1870	PLATEAU RE-5	6834	PEETZ ELEMENTARY SCHOOL	2ND	0	0	0	0	0	0	0	0	1	5	11
1870	PLATEAU RE-5	6834	PEETZ ELEMENTARY SCHOOL	3RD	0	0	0	0	0	1	0	0	5	5	11
1870	PLATEAU RE-5	6834	PEETZ ELEMENTARY SCHOOL	4TH	0	0	0	0	0	0	0	0	6	6	12
1870	PLATEAU RE-5	6834	PEETZ ELEMENTARY SCHOOL	5TH	0	0	0	0	0	0	0	0	4	5	9
1870	PLATEAU RE-5	6834	PEETZ ELEMENTARY SCHOOL	6TH	0	0	0	0	1	0	0	0	5	4	10
1870	PLATEAU RE-5	6834	PEETZ ELEMENTARY SCHOOL	SCHOOL 1	0	0	0	0	1	1	0	2	30	49	83
1870	PLATEAU RE-5	6838	PEETZ JUNIOR-SENIOR HIGH SCHOOL	7TH	0	0	0	0	0	0	0	0	3	4	7
1870	PLATEAU RE-5	6838	PEETZ JUNIOR-SENIOR HIGH SCHOOL	8TH	0	0	0	0	1	1	0	0	6	5	13
1870	PLATEAU RE-5	6838	PEETZ JUNIOR-SENIOR HIGH SCHOOL	9TH	0	0	0	0	0	1	0	1	5	2	9
1870	PLATEAU RE-5	6838	PEETZ JUNIOR-SENIOR HIGH SCHOOL	10TH	0	0	0	0	0	0	0	0	5	9	14
1870	PLATEAU RE-5	6838	PEETZ JUNIOR-SENIOR HIGH SCHOOL	11TH	0	0	0	0	0	1	0	0	8	7	16
1870	PLATEAU RE-5	6838	PEETZ JUNIOR-SENIOR HIGH SCHOOL	12TH	0	0	0	0	0	0	0	1	1	14	16
1870	PLATEAU RE-5	6838	PEETZ JUNIOR-SENIOR HIGH SCHOOL	SCHOOL 1	0	0	0	0	1	3	0	2	28	41	75
1870	PLATEAU RE-5		DISTRICT TOTAL		0	0	0	0	2	4	0	4	58	90	158
1980	DE BEQUE 49JT	2122	DE BEQUE ELEMENTARY SCHOOL	PK	0	0	1	0	0	0	0	0	6	14	21
1980	DE BEQUE 49JT	2122	DE BEQUE ELEMENTARY SCHOOL	HALF DAY	0	0	0	0	0	0	0	0	0	1	1
1980	DE BEQUE 49JT	2122	DE BEQUE ELEMENTARY SCHOOL	KINDERG/	0	0	0	0	0	0	0	1	6	5	12
1980	DE BEQUE 49JT	2122	DE BEQUE ELEMENTARY SCHOOL	1ST	0	0	0	0	0	0	2	1	6	5	14
1980	DE BEQUE 49JT	2122	DE BEQUE ELEMENTARY SCHOOL	2ND	0	0	0	0	0	0	0	0	3	5	8
1980	DE BEQUE 49JT	2122	DE BEQUE ELEMENTARY SCHOOL	3RD	0	1	0	0	0	0	0	0	6	4	11
1980	DE BEQUE 49JT	2122	DE BEQUE ELEMENTARY SCHOOL	4TH	0	0	0	0	0	0	0	1	2	9	12
1980	DE BEQUE 49JT	2122	DE BEQUE ELEMENTARY SCHOOL	5TH	0	0	0	0	0	0	0	2	5	5	12
1980	DE BEQUE 49JT	2122	DE BEQUE ELEMENTARY SCHOOL	6TH	0	0	0	0	0	0	0	0	2	4	6
1980	DE BEQUE 49JT	2122	DE BEQUE ELEMENTARY SCHOOL	SCHOOL 1	0	0	1	0	0	0	2	5	36	52	97
1980	DE BEQUE 49JT	2126	DE BEQUE UNDIVIDED HIGH SCHOOL	7TH	0	0	0	0	0	0	1	0	6	4	11
1980	DE BEQUE 49JT	2126	DE BEQUE UNDIVIDED HIGH SCHOOL	8TH	0	0	1	0	0	0	1	2	1	7	12
1980	DE BEQUE 49JT	2126	DE BEQUE UNDIVIDED HIGH SCHOOL	9TH	0	0	0	0	0	0	2	0	3	6	11
1980	DE BEQUE 49JT	2126	DE BEQUE UNDIVIDED HIGH SCHOOL	10TH	0	0	0	0	0	0	0	2	1	4	7
1980	DE BEQUE 49JT	2126	DE BEQUE UNDIVIDED HIGH SCHOOL	11TH	0	0	0	0	0	0	0	0	6	4	10
1980	DE BEQUE 49JT	2126	DE BEQUE UNDIVIDED HIGH SCHOOL	12TH	0	0	0	0	0	0	0	1	3	3	7
1980	DE BEQUE 49JT	2126	DE BEQUE UNDIVIDED HIGH SCHOOL	SCHOOL 1	0	0	1	0	0	0	4	5	20	28	58
1980	DE BEQUE 49JT		DISTRICT TOTAL		0	1	2	0	0	0	6	10	56	80	155
1990	PLATEAU VALLEY 50	3582	GRAND MESA HIGH SCHOOL	9TH	1	0	0	0	5	3	11	9	7	28	64
1990	PLATEAU VALLEY 50	3582	GRAND MESA HIGH SCHOOL	10TH	0	0	0	0	1	2	5	4	7	19	41
1990	PLATEAU VALLEY 50	3582	GRAND MESA HIGH SCHOOL	11TH	0	2	0	0	3	5	4	4	6	9	33
1990	PLATEAU VALLEY 50	3582	GRAND MESA HIGH SCHOOL	12TH	0	0	0	0	1	5	4	3	6	10	29
1990	PLATEAU VALLEY 50	3582	GRAND MESA HIGH SCHOOL	SCHOOL 1	2	4	0	0	10	15	24	20	26	66	167
1990	PLATEAU VALLEY 50	7024	PLATEAU VALLEY ELEMENTARY SCHOOL	PK	0	0	0	0	0	0	0	0	8	7	15
1990	PLATEAU VALLEY 50	7024	PLATEAU VALLEY ELEMENTARY SCHOOL	HALF DAY	1	0	0	0	0	0	0	0	7	16	24
1990	PLATEAU VALLEY 50	7024	PLATEAU VALLEY ELEMENTARY SCHOOL	1ST	0	0	0	0	0	0	3	1	17	14	35
1990	PLATEAU VALLEY 50	7024	PLATEAU VALLEY ELEMENTARY SCHOOL	2ND	0	0	0	0	0	0	1	1	4	12	18
1990	PLATEAU VALLEY 50	7024	PLATEAU VALLEY ELEMENTARY SCHOOL	3RD	0	0	0	0	0	0	0	2	14	8	24
1990	PLATEAU VALLEY 50	7024	PLATEAU VALLEY ELEMENTARY SCHOOL	4TH	0	0	0	0	0	0	1	1	10	8	20
1990	PLATEAU VALLEY 50	7024	PLATEAU VALLEY ELEMENTARY SCHOOL	5TH	0	0	0	0	0	0	2	0	7	5	14
1990	PLATEAU VALLEY 50	7024	PLATEAU VALLEY ELEMENTARY SCHOOL	SCHOOL 1	1	0	0	0	0	0	7	5	67	70	150
1990	PLATEAU VALLEY 50	7028	PLATEAU VALLEY MIDDLE SCHOOL	6TH	0	0	0	0	0	0	1	0	11	8	20
1990	PLATEAU VALLEY 50	7028	PLATEAU VALLEY MIDDLE SCHOOL	7TH	0	0	0	0	0	0	1	2	4	10	17
1990	PLATEAU VALLEY 50	7028	PLATEAU VALLEY MIDDLE SCHOOL	8TH	1	0	0	0	0	0	0	1	16	9	27
1990	PLATEAU VALLEY 50	7028	PLATEAU VALLEY MIDDLE SCHOOL	SCHOOL 1	1	0	0	0	0	0	2	3	31	27	64
1990	PLATEAU VALLEY 50	7032	PLATEAU VALLEY HIGH SCHOOL	9TH	0	0	0	0	0	0	4	0	15	13	32
1990	PLATEAU VALLEY 50	7032	PLATEAU VALLEY HIGH SCHOOL	10TH	0	0	0	0	0	0	0	1	8	12	21
1990	PLATEAU VALLEY 50	7032	PLATEAU VALLEY HIGH SCHOOL	11TH	0	0	0	0	0	0	0	0	11	17	28
1990	PLATEAU VALLEY 50	7032	PLATEAU VALLEY HIGH SCHOOL	12TH	0	0	0	0	0	0	1	0	8	8	17
1990	PLATEAU VALLEY 50	7032	PLATEAU VALLEY HIGH SCHOOL	SCHOOL 1	0	0	0	0	0	0	5	1	42	50	98
1990	PLATEAU VALLEY 50		DISTRICT TOTAL		4	4	0	0	10	15	38	29	166	213	479
2000	MESA COUNTY VALLEY 51	0000	NOT IN A SCHOOL	PK	0	0	0	0	0	0	0	1	4	7	12
2000	MESA COUNTY VALLEY 51	0000	NOT IN A SCHOOL	5TH	0	0	0	0	0	0	0	0	0	1	1
2000	MESA COUNTY VALLEY 51	0000	NOT IN A SCHOOL	8TH	0	0	0	0	0	0	1	1	0	4	6
2000	MESA COUNTY VALLEY 51	0000	NOT IN A SCHOOL	9TH	0	0	0	1	0	0	0	0	0	1	2
2000	MESA COUNTY VALLEY 51	0000	NOT IN A SCHOOL	10TH	0	0	0	0	0	0	0	0	0	1	1
2000	MESA COUNTY VALLEY 51	0000	NOT IN A SCHOOL	11TH	0	0	0	0	0	0	0	1	0	2	3
2000	MESA COUNTY VALLEY 51	0000	NOT IN A SCHOOL	12TH	0	0	0	0	0	0	0	1	0	1	2
2000	MESA COUNTY VALLEY 51	0000	NOT IN A SCHOOL	SCHOOL 1	0	0	0	1	0	0	1	4	4	17	27
2000	MESA COUNTY VALLEY 51	0262	APPLETON ELEMENTARY SCHOOL	PK	1	0	0	0	0	0	1	4	7	10	23
2000	MESA COUNTY VALLEY 51	0262	APPLETON ELEMENTARY SCHOOL	HALF DAY	0	0	1	0	0	0	1	2	25	34	63
2000	MESA COUNTY VALLEY 51	0262	APPLETON ELEMENTARY SCHOOL	KINDERG/	0	0	0	1	0	0	0	1	0	0	2

COLORADO DEPARTMENT OF EDUCATION
FALL 2007 PUPIL MEMBERSHIP BY DISTRICT, SCHOOL, GRADE, RACE/ETHNICITY, AND GENDER

District Code	DISTRICT	School Code	SCHOOL	GRADE	AMERICAN INDIAN OR ALASKAN NATIVE	AMERICAN INDIAN OR ALASKAN NATIVE	ASIAN OR PACIFIC ISLANDER	ASIAN OR PACIFIC ISLANDER	BLACK (NOT HISPANIC)	BLACK (NOT HISPANIC)	HISPANIC	HISPANIC	WHITE (NOT HISPANIC)	WHITE (NOT HISPANIC)	Total		
					FEMALE	MALE	FEMALE	MALE	FEMALE	MALE	FEMALE	MALE	FEMALE	MALE			
2000	MESA COUNTY VALLEY 51	0262	APPLETON ELEMENTARY SCHOOL	1ST	1	0	0	2	0	2	1	3	27	24	60		
2000	MESA COUNTY VALLEY 51	0262	APPLETON ELEMENTARY SCHOOL	2ND	0	1	0	1	0	1	2	24	23	52			
2000	MESA COUNTY VALLEY 51	0262	APPLETON ELEMENTARY SCHOOL	3RD	1	0	1	0	0	2	1	20	31	56			
2000	MESA COUNTY VALLEY 51	0262	APPLETON ELEMENTARY SCHOOL	4TH	0	0	0	0	0	5	2	28	28	63			
2000	MESA COUNTY VALLEY 51	0262	APPLETON ELEMENTARY SCHOOL	5TH	0	0	0	1	0	2	1	31	33	68			
2000	MESA COUNTY VALLEY 51	0262	APPLETON ELEMENTARY SCHOOL	SCHOOL 1	3	1	2	5	0	2	13	16	162	183	387		
2000	MESA COUNTY VALLEY 51	0361	FRUITA 8/9 SCHOOL	8TH	1	1	1	1	0	5	18	19	109	122	277		
2000	MESA COUNTY VALLEY 51	0361	FRUITA 8/9 SCHOOL	9TH	2	2	5	6	4	3	25	21	214	195	477		
2000	MESA COUNTY VALLEY 51	0361	FRUITA 8/9 SCHOOL	SCHOOL 1	3	3	6	7	4	8	43	40	323	317	754		
2000	MESA COUNTY VALLEY 51	0362	RIM ROCK ELEMENTARY SCHOOL	PK	0	0	0	2	0	0	0	1	10	17	30		
2000	MESA COUNTY VALLEY 51	0362	RIM ROCK ELEMENTARY SCHOOL	HALF DAY	0	1	2	0	0	0	5	6	40	52	106		
2000	MESA COUNTY VALLEY 51	0362	RIM ROCK ELEMENTARY SCHOOL	1ST	0	0	0	1	1	2	8	9	39	44	104		
2000	MESA COUNTY VALLEY 51	0362	RIM ROCK ELEMENTARY SCHOOL	2ND	0	0	0	2	0	0	5	6	46	46	105		
2000	MESA COUNTY VALLEY 51	0362	RIM ROCK ELEMENTARY SCHOOL	3RD	1	0	1	0	0	1	4	2	24	39	72		
2000	MESA COUNTY VALLEY 51	0362	RIM ROCK ELEMENTARY SCHOOL	4TH	0	1	0	0	1	0	6	3	38	32	81		
2000	MESA COUNTY VALLEY 51	0362	RIM ROCK ELEMENTARY SCHOOL	5TH	0	0	1	0	0	1	7	8	30	48	95		
2000	MESA COUNTY VALLEY 51	0362	RIM ROCK ELEMENTARY SCHOOL	SCHOOL 1	1	2	4	5	2	4	35	35	227	278	593		
2000	MESA COUNTY VALLEY 51	0363	PEAR PARK ELEMENTARY SCHOOL	PK	0	0	0	1	0	2	4	1	6	15	29		
2000	MESA COUNTY VALLEY 51	0363	PEAR PARK ELEMENTARY SCHOOL	HALF DAY	0	1	0	0	0	0	1	4	6	22	21	55	
2000	MESA COUNTY VALLEY 51	0363	PEAR PARK ELEMENTARY SCHOOL	KINDERG/	0	0	0	0	0	1	3	4	6	3	16		
2000	MESA COUNTY VALLEY 51	0363	PEAR PARK ELEMENTARY SCHOOL	1ST	0	0	0	0	0	1	7	6	17	20	51		
2000	MESA COUNTY VALLEY 51	0363	PEAR PARK ELEMENTARY SCHOOL	2ND	1	1	0	0	1	1	7	10	27	25	73		
2000	MESA COUNTY VALLEY 51	0363	PEAR PARK ELEMENTARY SCHOOL	3RD	1	0	0	0	1	0	3	10	24	19	58		
2000	MESA COUNTY VALLEY 51	0363	PEAR PARK ELEMENTARY SCHOOL	4TH	0	0	0	0	0	5	8	21	23	57			
2000	MESA COUNTY VALLEY 51	0363	PEAR PARK ELEMENTARY SCHOOL	5TH	1	1	0	0	0	1	8	11	18	18	58		
2000	MESA COUNTY VALLEY 51	0363	PEAR PARK ELEMENTARY SCHOOL	SCHOOL 1	3	3	0	1	3	5	41	56	141	144	397		
2000	MESA COUNTY VALLEY 51	0900	BOOKCLIFF MIDDLE SCHOOL	6TH	0	2	2	0	2	3	24	30	50	60	172		
2000	MESA COUNTY VALLEY 51	0900	BOOKCLIFF MIDDLE SCHOOL	7TH	1	1	1	2	2	1	19	27	58	55	167		
2000	MESA COUNTY VALLEY 51	0900	BOOKCLIFF MIDDLE SCHOOL	8TH	5	0	0	1	2	2	24	21	45	57	157		
2000	MESA COUNTY VALLEY 51	0900	BOOKCLIFF MIDDLE SCHOOL	SCHOOL 1	6	2	3	3	6	6	67	78	153	172	496		
2000	MESA COUNTY VALLEY 51	1046	BROADWAY ELEMENTARY SCHOOL	PK	0	0	0	0	0	2	3	6	8	11	30		
2000	MESA COUNTY VALLEY 51	1046	BROADWAY ELEMENTARY SCHOOL	HALF DAY	0	0	0	0	0	0	3	16	25	44			
2000	MESA COUNTY VALLEY 51	1046	BROADWAY ELEMENTARY SCHOOL	1ST	0	0	0	2	0	0	1	5	20	18	46		
2000	MESA COUNTY VALLEY 51	1046	BROADWAY ELEMENTARY SCHOOL	2ND	1	0	0	1	0	0	2	1	23	16	44		
2000	MESA COUNTY VALLEY 51	1046	BROADWAY ELEMENTARY SCHOOL	3RD	0	0	1	0	0	0	1	1	16	16	35		
2000	MESA COUNTY VALLEY 51	1046	BROADWAY ELEMENTARY SCHOOL	4TH	0	1	0	1	0	0	2	16	24	44			
2000	MESA COUNTY VALLEY 51	1046	BROADWAY ELEMENTARY SCHOOL	5TH	0	0	1	0	1	2	4	24	21	53			
2000	MESA COUNTY VALLEY 51	1046	BROADWAY ELEMENTARY SCHOOL	SCHOOL 1	1	1	1	5	0	3	9	22	123	131	296		
2000	MESA COUNTY VALLEY 51	1450	CENTRAL HIGH SCHOOL	9TH	2	2	0	2	2	1	58	46	177	180	470		
2000	MESA COUNTY VALLEY 51	1450	CENTRAL HIGH SCHOOL	10TH	5	4	4	0	3	3	39	57	153	160	425		
2000	MESA COUNTY VALLEY 51	1450	CENTRAL HIGH SCHOOL	11TH	4	6	4	3	2	1	37	37	130	172	396		
2000	MESA COUNTY VALLEY 51	1450	CENTRAL HIGH SCHOOL	12TH	5	1	0	2	0	2	41	38	157	160	406		
2000	MESA COUNTY VALLEY 51	1450	CENTRAL HIGH SCHOOL	SCHOOL 1	16	13	8	7	4	7	175	178	617	672	1,697		
2000	MESA COUNTY VALLEY 51	1520	CHATFIELD ELEMENTARY SCHOOL	HALF DAY	0	0	0	0	0	0	6	6	15	28	55		
2000	MESA COUNTY VALLEY 51	1520	CHATFIELD ELEMENTARY SCHOOL	KINDERG/	0	0	0	0	0	1	2	4	6	3	16		
2000	MESA COUNTY VALLEY 51	1520	CHATFIELD ELEMENTARY SCHOOL	1ST	0	0	1	0	0	1	6	10	23	25	66		
2000	MESA COUNTY VALLEY 51	1520	CHATFIELD ELEMENTARY SCHOOL	2ND	0	0	0	2	1	13	4	20	33	75			
2000	MESA COUNTY VALLEY 51	1520	CHATFIELD ELEMENTARY SCHOOL	3RD	0	0	1	1	2	0	11	4	18	30	67		
2000	MESA COUNTY VALLEY 51	1520	CHATFIELD ELEMENTARY SCHOOL	4TH	1	0	1	0	0	1	7	9	20	24	63		
2000	MESA COUNTY VALLEY 51	1520	CHATFIELD ELEMENTARY SCHOOL	5TH	3	0	0	2	0	2	8	8	25	24	72		
2000	MESA COUNTY VALLEY 51	1520	CHATFIELD ELEMENTARY SCHOOL	SCHOOL 1	4	0	3	5	4	6	53	45	127	167	414		
2000	MESA COUNTY VALLEY 51	1686	CLIFTON ELEMENTARY SCHOOL	PK	1	1	1	1	0	1	5	6	18	23	57		
2000	MESA COUNTY VALLEY 51	1686	CLIFTON ELEMENTARY SCHOOL	KINDERG/	1	1	1	0	0	1	8	5	18	25	60		
2000	MESA COUNTY VALLEY 51	1686	CLIFTON ELEMENTARY SCHOOL	1ST	0	0	0	2	0	11	18	20	33	85			
2000	MESA COUNTY VALLEY 51	1686	CLIFTON ELEMENTARY SCHOOL	2ND	0	0	0	1	1	0	9	7	11	21	50		
2000	MESA COUNTY VALLEY 51	1686	CLIFTON ELEMENTARY SCHOOL	3RD	0	1	0	0	2	0	11	13	23	36	86		
2000	MESA COUNTY VALLEY 51	1686	CLIFTON ELEMENTARY SCHOOL	4TH	0	0	0	0	0	14	7	15	16	53			
2000	MESA COUNTY VALLEY 51	1686	CLIFTON ELEMENTARY SCHOOL	5TH	1	0	1	1	2	0	7	9	18	16	55		
2000	MESA COUNTY VALLEY 51	1686	CLIFTON ELEMENTARY SCHOOL	SCHOOL 1	4	3	3	3	8	2	65	65	123	170	446		
2000	MESA COUNTY VALLEY 51	1848	COLUMBINE ELEMENTARY SCHOOL	PK	0	0	0	0	0	3	9	4	13	29			
2000	MESA COUNTY VALLEY 51	1848	COLUMBINE ELEMENTARY SCHOOL	HALF DAY	0	0	0	0	0	1	1	5	5	12			
2000	MESA COUNTY VALLEY 51	1848	COLUMBINE ELEMENTARY SCHOOL	KINDERG/	0	0	0	0	1	0	1	4	3	10			
2000	MESA COUNTY VALLEY 51	1848	COLUMBINE ELEMENTARY SCHOOL	1ST	0	0	0	1	2	0	4	3	6	5	21		
2000	MESA COUNTY VALLEY 51	1848	COLUMBINE ELEMENTARY SCHOOL	2ND	0	0	0	2	1	4	1	10	8	26			
2000	MESA COUNTY VALLEY 51	1848	COLUMBINE ELEMENTARY SCHOOL	3RD	0	0	0	0	2	1	7	3	11	27			
2000	MESA COUNTY VALLEY 51	1848	COLUMBINE ELEMENTARY SCHOOL	4TH	1	0	0	0	1	1	4	2	7	16			
2000	MESA COUNTY VALLEY 51	1848	COLUMBINE ELEMENTARY SCHOOL	5TH	0	0	0	0	0	4	6	5	7	22			


COLORADO DEPARTMENT OF EDUCATION
FALL 2007 PUPIL MEMBERSHIP BY DISTRICT, SCHOOL, GRADE, RACE/ETHNICITY, AND GENDER

District Code	DISTRICT	School Code	SCHOOL	GRADE	AMERICAN INDIAN OR ALASKAN NATIVE		ASIAN OR PACIFIC ISLANDER		BLACK (NOT HISPANIC)		HISPANIC		WHITE (NOT HISPANIC)		Total	
					FEMALE	MALE	FEMALE	MALE	FEMALE	MALE	FEMALE	MALE	FEMALE	MALE		
2000	MESA COUNTY VALLEY 51	1848	COLUMBINE ELEMENTARY SCHOOL	SCHOOL 1	1	0	0	1	7	3	25	28	39	59	163	
2000	MESA COUNTY VALLEY 51	2128	INDEPENDENCE ACADEMY	KINDERG/	1	0	0	0	0	0	2	4	8	15	15	
2000	MESA COUNTY VALLEY 51	2128	INDEPENDENCE ACADEMY	1ST	0	0	0	0	0	1	0	5	3	9	9	
2000	MESA COUNTY VALLEY 51	2128	INDEPENDENCE ACADEMY	2ND	0	0	0	0	0	2	0	3	4	9	9	
2000	MESA COUNTY VALLEY 51	2128	INDEPENDENCE ACADEMY	3RD	0	0	0	0	0	0	0	7	4	11	11	
2000	MESA COUNTY VALLEY 51	2128	INDEPENDENCE ACADEMY	4TH	0	0	0	1	0	0	0	5	1	7	7	
2000	MESA COUNTY VALLEY 51	2128	INDEPENDENCE ACADEMY	5TH	0	0	0	0	0	0	1	2	4	7	7	
2000	MESA COUNTY VALLEY 51	2128	INDEPENDENCE ACADEMY	6TH	0	0	0	0	0	1	1	5	5	12	12	
2000	MESA COUNTY VALLEY 51	2128	INDEPENDENCE ACADEMY	7TH	0	0	0	0	0	1	0	9	9	19	19	
2000	MESA COUNTY VALLEY 51	2128	INDEPENDENCE ACADEMY	8TH	0	0	0	0	0	1	1	10	8	20	20	
2000	MESA COUNTY VALLEY 51	2128	INDEPENDENCE ACADEMY	9TH	0	0	0	0	0	0	2	7	11	20	20	
2000	MESA COUNTY VALLEY 51	2128	INDEPENDENCE ACADEMY	10TH	0	0	0	1	0	0	1	6	12	20	20	
2000	MESA COUNTY VALLEY 51	2128	INDEPENDENCE ACADEMY	11TH	1	0	1	0	0	0	1	0	4	4	11	11
2000	MESA COUNTY VALLEY 51	2128	INDEPENDENCE ACADEMY	12TH	0	0	0	0	0	0	0	4	3	7	7	
2000	MESA COUNTY VALLEY 51	2128	INDEPENDENCE ACADEMY	SCHOOL 1	2	0	1	2	0	0	8	7	71	76	167	
2000	MESA COUNTY VALLEY 51	2224	DOS RIOS ELEMENTARY SCHOOL	PK	0	0	0	0	0	1	2	8	12	23	23	
2000	MESA COUNTY VALLEY 51	2224	DOS RIOS ELEMENTARY SCHOOL	HALF DAY	0	0	0	0	0	0	0	0	1	1	2	
2000	MESA COUNTY VALLEY 51	2224	DOS RIOS ELEMENTARY SCHOOL	KINDERG/	0	0	0	0	0	0	13	6	12	30	61	
2000	MESA COUNTY VALLEY 51	2224	DOS RIOS ELEMENTARY SCHOOL	1ST	1	0	0	0	2	12	13	20	30	78	78	
2000	MESA COUNTY VALLEY 51	2224	DOS RIOS ELEMENTARY SCHOOL	2ND	1	1	0	0	0	10	14	22	25	73	73	
2000	MESA COUNTY VALLEY 51	2224	DOS RIOS ELEMENTARY SCHOOL	3RD	1	1	0	0	0	7	11	19	26	65	65	
2000	MESA COUNTY VALLEY 51	2224	DOS RIOS ELEMENTARY SCHOOL	4TH	1	0	0	1	0	7	8	20	28	65	65	
2000	MESA COUNTY VALLEY 51	2224	DOS RIOS ELEMENTARY SCHOOL	5TH	0	0	0	0	1	13	8	19	19	62	62	
2000	MESA COUNTY VALLEY 51	2224	DOS RIOS ELEMENTARY SCHOOL	SCHOOL 1	4	3	0	1	3	63	62	121	171	429	429	
2000	MESA COUNTY VALLEY 51	2297	DUAL IMMERSSION ACADEMY SCHOOL	KINDERG/	0	0	0	1	0	19	13	5	4	42	42	
2000	MESA COUNTY VALLEY 51	2297	DUAL IMMERSSION ACADEMY SCHOOL	1ST	0	0	1	0	0	20	17	6	8	52	52	
2000	MESA COUNTY VALLEY 51	2297	DUAL IMMERSSION ACADEMY SCHOOL	2ND	0	2	1	0	1	18	15	5	4	46	46	
2000	MESA COUNTY VALLEY 51	2297	DUAL IMMERSSION ACADEMY SCHOOL	3RD	0	0	0	0	1	10	11	9	3	35	35	
2000	MESA COUNTY VALLEY 51	2297	DUAL IMMERSSION ACADEMY SCHOOL	4TH	0	0	1	0	1	2	13	10	3	3	33	33
2000	MESA COUNTY VALLEY 51	2297	DUAL IMMERSSION ACADEMY SCHOOL	5TH	0	0	1	0	0	9	7	4	5	26	26	
2000	MESA COUNTY VALLEY 51	2297	DUAL IMMERSSION ACADEMY SCHOOL	SCHOOL 1	0	3	4	1	2	3	89	73	32	27	234	234
2000	MESA COUNTY VALLEY 51	2392	EAST MIDDLE SCHOOL	6TH	0	0	0	2	3	13	12	68	71	169	169	
2000	MESA COUNTY VALLEY 51	2392	EAST MIDDLE SCHOOL	7TH	0	1	3	1	0	2	14	15	63	61	160	160
2000	MESA COUNTY VALLEY 51	2392	EAST MIDDLE SCHOOL	8TH	1	0	2	1	2	11	15	62	43	139	139	
2000	MESA COUNTY VALLEY 51	2392	EAST MIDDLE SCHOOL	SCHOOL 1	1	1	5	2	4	7	38	42	193	175	468	468
2000	MESA COUNTY VALLEY 51	2724	NEW EMERSON SCHOOL AT COLUMBUS	KINDERG/	0	0	0	1	0	0	0	0	14	7	22	22
2000	MESA COUNTY VALLEY 51	2724	NEW EMERSON SCHOOL AT COLUMBUS	1ST	1	1	1	0	0	2	0	10	8	23	23	
2000	MESA COUNTY VALLEY 51	2724	NEW EMERSON SCHOOL AT COLUMBUS	2ND	0	0	2	0	0	2	1	9	8	22	22	
2000	MESA COUNTY VALLEY 51	2724	NEW EMERSON SCHOOL AT COLUMBUS	3RD	0	0	0	0	0	3	2	8	9	22	22	
2000	MESA COUNTY VALLEY 51	2724	NEW EMERSON SCHOOL AT COLUMBUS	4TH	0	0	0	0	0	1	1	11	8	21	21	
2000	MESA COUNTY VALLEY 51	2724	NEW EMERSON SCHOOL AT COLUMBUS	5TH	0	0	0	0	0	1	0	7	12	20	20	
2000	MESA COUNTY VALLEY 51	2724	NEW EMERSON SCHOOL AT COLUMBUS	SCHOOL 1	1	1	3	1	0	9	4	59	52	130	130	
2000	MESA COUNTY VALLEY 51	3244	FRUITA MIDDLE SCHOOL	6TH	0	0	2	0	1	23	20	118	121	286	286	
2000	MESA COUNTY VALLEY 51	3244	FRUITA MIDDLE SCHOOL	7TH	1	2	0	2	2	14	21	110	107	261	261	
2000	MESA COUNTY VALLEY 51	3244	FRUITA MIDDLE SCHOOL	SCHOOL 1	1	2	2	2	3	37	41	228	228	547	547	
2000	MESA COUNTY VALLEY 51	3262	FRUITVALE ELEMENTARY SCHOOL	PK	0	1	0	0	1	2	3	7	13	27	27	
2000	MESA COUNTY VALLEY 51	3262	FRUITVALE ELEMENTARY SCHOOL	HALF DAY	2	2	0	0	2	9	7	37	30	89	89	
2000	MESA COUNTY VALLEY 51	3262	FRUITVALE ELEMENTARY SCHOOL	1ST	0	0	0	1	1	9	4	34	28	78	78	
2000	MESA COUNTY VALLEY 51	3262	FRUITVALE ELEMENTARY SCHOOL	2ND	1	0	1	0	1	5	4	33	34	79	79	
2000	MESA COUNTY VALLEY 51	3262	FRUITVALE ELEMENTARY SCHOOL	3RD	0	2	0	0	2	8	6	44	31	93	93	
2000	MESA COUNTY VALLEY 51	3262	FRUITVALE ELEMENTARY SCHOOL	4TH	0	0	1	0	0	1	5	2	21	33	63	63
2000	MESA COUNTY VALLEY 51	3262	FRUITVALE ELEMENTARY SCHOOL	5TH	0	0	0	0	0	2	8	11	27	30	78	78
2000	MESA COUNTY VALLEY 51	3262	FRUITVALE ELEMENTARY SCHOOL	SCHOOL 1	3	5	2	1	4	7	46	37	203	199	507	507
2000	MESA COUNTY VALLEY 51	3350	GATEWAY SCHOOL	PK	0	0	0	0	0	0	0	0	1	4	5	5
2000	MESA COUNTY VALLEY 51	3350	GATEWAY SCHOOL	KINDERG/	0	0	0	0	0	0	0	0	3	1	4	4
2000	MESA COUNTY VALLEY 51	3350	GATEWAY SCHOOL	1ST	0	0	0	0	0	0	0	0	1	2	3	3
2000	MESA COUNTY VALLEY 51	3350	GATEWAY SCHOOL	2ND	0	0	0	0	0	0	0	0	3	0	3	3
2000	MESA COUNTY VALLEY 51	3350	GATEWAY SCHOOL	3RD	0	0	0	0	0	0	0	0	2	1	3	3
2000	MESA COUNTY VALLEY 51	3350	GATEWAY SCHOOL	4TH	0	0	1	0	0	0	0	0	2	3	6	6
2000	MESA COUNTY VALLEY 51	3350	GATEWAY SCHOOL	5TH	0	0	0	0	0	0	0	0	1	0	1	1
2000	MESA COUNTY VALLEY 51	3350	GATEWAY SCHOOL	6TH	0	0	0	0	0	0	0	0	0	2	2	2
2000	MESA COUNTY VALLEY 51	3350	GATEWAY SCHOOL	8TH	0	0	0	0	0	0	0	0	0	1	1	1
2000	MESA COUNTY VALLEY 51	3350	GATEWAY SCHOOL	9TH	0	0	0	0	0	1	0	2	1	4	4	
2000	MESA COUNTY VALLEY 51	3350	GATEWAY SCHOOL	11TH	0	0	0	0	0	0	0	0	1	1	2	2
2000	MESA COUNTY VALLEY 51	3350	GATEWAY SCHOOL	12TH	0	0	0	0	0	0	0	0	1	1	2	2
2000	MESA COUNTY VALLEY 51	3350	GATEWAY SCHOOL	SCHOOL 1	0	0	1	0	0	0	1	0	17	17	36	36
2000	MESA COUNTY VALLEY 51	3570	GRAND JUNCTION HIGH SCHOOL	9TH	5	2	2	4	3	4	48	39	194	190	491	491




COLORADO DEPARTMENT OF EDUCATION
FALL 2007 PUPIL MEMBERSHIP BY DISTRICT, SCHOOL, GRADE, RACE/ETHNICITY, AND GENDER

District Code	DISTRICT	School Code	SCHOOL	GRADE	AMERICAN INDIAN OR ALASKAN NATIVE	AMERICAN INDIAN OR ALASKAN NATIVE	ASIAN OR PACIFIC ISLANDER	ASIAN OR PACIFIC ISLANDER	BLACK (NOT HISPANIC)	BLACK (NOT HISPANIC)	HISPANIC	HISPANIC	WHITE (NOT HISPANIC)	WHITE (NOT HISPANIC)	Total
					FEMALE	MALE	FEMALE	MALE	FEMALE	MALE	FEMALE	MALE	FEMALE	MALE	
2000	MESA COUNTY VALLEY 51	3570	GRAND JUNCTION HIGH SCHOOL	10TH	2	2	1	2	3	0	30	45	171	189	445
2000	MESA COUNTY VALLEY 51	3570	GRAND JUNCTION HIGH SCHOOL	11TH	4	4	5	1	4	3	32	32	161	173	419
2000	MESA COUNTY VALLEY 51	3570	GRAND JUNCTION HIGH SCHOOL	12TH	5	0	2	4	1	1	27	23	140	137	340
2000	MESA COUNTY VALLEY 51	3570	GRAND JUNCTION HIGH SCHOOL	SCHOOL 1	16	8	10	11	11	8	137	139	666	689	1,695
2000	MESA COUNTY VALLEY 51	3584	GRAND MESA MIDDLE SCHOOL	6TH	2	2	1	0	2	0	20	28	66	90	211
2000	MESA COUNTY VALLEY 51	3584	GRAND MESA MIDDLE SCHOOL	7TH	3	1	2	0	2	0	19	28	77	106	238
2000	MESA COUNTY VALLEY 51	3584	GRAND MESA MIDDLE SCHOOL	8TH	2	2	0	1	1	3	33	22	65	88	217
2000	MESA COUNTY VALLEY 51	3584	GRAND MESA MIDDLE SCHOOL	SCHOOL 1	7	5	3	1	3	5	72	78	208	284	666
2000	MESA COUNTY VALLEY 51	3825	HAWTHORNE BUILDING	PK	1	0	0	0	0	0	3	6	10	9	29
2000	MESA COUNTY VALLEY 51	3825	HAWTHORNE BUILDING	SCHOOL 1	1	0	0	0	0	0	3	6	10	9	29
2000	MESA COUNTY VALLEY 51	5210	LINCOLN ORCHARD MESA ELEMENTARY SCHOOL	PK	0	2	0	0	1	0	2	2	6	15	28
2000	MESA COUNTY VALLEY 51	5210	LINCOLN ORCHARD MESA ELEMENTARY SCHOOL	HALF DAY	0	0	0	0	0	1	3	5	13	31	53
2000	MESA COUNTY VALLEY 51	5210	LINCOLN ORCHARD MESA ELEMENTARY SCHOOL	1ST	0	0	0	0	2	1	9	5	26	21	64
2000	MESA COUNTY VALLEY 51	5210	LINCOLN ORCHARD MESA ELEMENTARY SCHOOL	2ND	0	1	0	0	0	2	9	8	29	22	71
2000	MESA COUNTY VALLEY 51	5210	LINCOLN ORCHARD MESA ELEMENTARY SCHOOL	3RD	0	0	0	0	0	0	6	4	27	20	57
2000	MESA COUNTY VALLEY 51	5210	LINCOLN ORCHARD MESA ELEMENTARY SCHOOL	4TH	0	1	1	0	2	0	6	5	26	21	62
2000	MESA COUNTY VALLEY 51	5210	LINCOLN ORCHARD MESA ELEMENTARY SCHOOL	5TH	1	0	0	0	1	1	7	2	16	19	47
2000	MESA COUNTY VALLEY 51	5210	LINCOLN ORCHARD MESA ELEMENTARY SCHOOL	SCHOOL 1	1	4	1	0	6	5	42	31	143	149	382
2000	MESA COUNTY VALLEY 51	5214	LINCOLN PARK ELEMENTARY SCHOOL	HALF DAY	1	1	0	0	0	1	4	2	8	8	25
2000	MESA COUNTY VALLEY 51	5214	LINCOLN PARK ELEMENTARY SCHOOL	KINDERG/	0	0	0	0	0	1	4	6	3	1	15
2000	MESA COUNTY VALLEY 51	5214	LINCOLN PARK ELEMENTARY SCHOOL	1ST	0	2	0	0	0	1	10	8	6	6	33
2000	MESA COUNTY VALLEY 51	5214	LINCOLN PARK ELEMENTARY SCHOOL	2ND	0	0	0	0	1	0	11	7	13	14	46
2000	MESA COUNTY VALLEY 51	5214	LINCOLN PARK ELEMENTARY SCHOOL	3RD	1	0	0	0	0	2	8	9	12	7	39
2000	MESA COUNTY VALLEY 51	5214	LINCOLN PARK ELEMENTARY SCHOOL	4TH	0	2	0	0	0	0	8	9	6	4	29
2000	MESA COUNTY VALLEY 51	5214	LINCOLN PARK ELEMENTARY SCHOOL	5TH	1	0	2	0	0	0	14	7	11	13	48
2000	MESA COUNTY VALLEY 51	5214	LINCOLN PARK ELEMENTARY SCHOOL	SCHOOL 1	3	8	2	0	2	4	59	48	59	53	235
2000	MESA COUNTY VALLEY 51	5244	LOMA ELEMENTARY SCHOOL	PK	0	0	1	0	0	0	2	0	6	8	17
2000	MESA COUNTY VALLEY 51	5244	LOMA ELEMENTARY SCHOOL	HALF DAY	0	0	0	0	1	1	0	2	14	18	36
2000	MESA COUNTY VALLEY 51	5244	LOMA ELEMENTARY SCHOOL	1ST	0	0	0	2	0	0	3	4	21	20	50
2000	MESA COUNTY VALLEY 51	5244	LOMA ELEMENTARY SCHOOL	2ND	0	1	1	0	0	0	2	5	16	22	47
2000	MESA COUNTY VALLEY 51	5244	LOMA ELEMENTARY SCHOOL	3RD	0	0	1	1	0	0	2	4	19	20	47
2000	MESA COUNTY VALLEY 51	5244	LOMA ELEMENTARY SCHOOL	4TH	0	0	0	0	0	0	1	1	23	26	51
2000	MESA COUNTY VALLEY 51	5244	LOMA ELEMENTARY SCHOOL	5TH	1	0	1	0	0	0	2	2	29	21	56
2000	MESA COUNTY VALLEY 51	5244	LOMA ELEMENTARY SCHOOL	SCHOOL 1	1	0	4	1	1	12	18	128	135	304	404
2000	MESA COUNTY VALLEY 51	5842	MESA VIEW ELEMENTARY SCHOOL	PK	0	0	0	2	0	1	4	0	9	15	32
2000	MESA COUNTY VALLEY 51	5842	MESA VIEW ELEMENTARY SCHOOL	HALF DAY	0	1	0	0	0	0	6	5	18	29	59
2000	MESA COUNTY VALLEY 51	5842	MESA VIEW ELEMENTARY SCHOOL	1ST	0	1	0	0	0	1	2	6	28	26	64
2000	MESA COUNTY VALLEY 51	5842	MESA VIEW ELEMENTARY SCHOOL	2ND	0	0	0	0	1	0	3	1	23	24	52
2000	MESA COUNTY VALLEY 51	5842	MESA VIEW ELEMENTARY SCHOOL	3RD	1	0	0	1	0	0	4	3	31	27	67
2000	MESA COUNTY VALLEY 51	5842	MESA VIEW ELEMENTARY SCHOOL	4TH	0	1	0	2	1	0	5	6	18	28	61
2000	MESA COUNTY VALLEY 51	5842	MESA VIEW ELEMENTARY SCHOOL	5TH	1	1	0	0	0	1	3	8	27	28	69
2000	MESA COUNTY VALLEY 51	5842	MESA VIEW ELEMENTARY SCHOOL	SCHOOL 1	2	5	0	5	2	3	27	29	154	177	404
2000	MESA COUNTY VALLEY 51	6070	FRUITA MONUMENT HIGH SCHOOL	10TH	2	3	2	3	5	0	18	17	197	227	474
2000	MESA COUNTY VALLEY 51	6070	FRUITA MONUMENT HIGH SCHOOL	11TH	4	0	3	5	1	3	20	18	191	183	428
2000	MESA COUNTY VALLEY 51	6070	FRUITA MONUMENT HIGH SCHOOL	12TH	2	3	4	4	0	0	22	20	193	201	449
2000	MESA COUNTY VALLEY 51	6070	FRUITA MONUMENT HIGH SCHOOL	SCHOOL 1	8	6	9	12	6	3	60	55	581	611	1,351
2000	MESA COUNTY VALLEY 51	6166	MOUNT GARFIELD MIDDLE SCHOOL	6TH	5	3	2	0	4	3	28	25	74	78	222
2000	MESA COUNTY VALLEY 51	6166	MOUNT GARFIELD MIDDLE SCHOOL	7TH	1	2	0	1	2	0	35	21	66	83	211
2000	MESA COUNTY VALLEY 51	6166	MOUNT GARFIELD MIDDLE SCHOOL	8TH	0	2	0	0	2	5	22	16	81	92	220
2000	MESA COUNTY VALLEY 51	6166	MOUNT GARFIELD MIDDLE SCHOOL	SCHOOL 1	6	7	2	1	8	8	85	62	221	253	653
2000	MESA COUNTY VALLEY 51	6264	NISLEY ELEMENTARY SCHOOL	PK	0	0	0	0	0	0	2	9	7	9	27
2000	MESA COUNTY VALLEY 51	6264	NISLEY ELEMENTARY SCHOOL	HALF DAY	1	0	0	0	1	0	7	4	17	11	41
2000	MESA COUNTY VALLEY 51	6264	NISLEY ELEMENTARY SCHOOL	KINDERG/	0	1	0	0	0	0	8	4	7	10	30
2000	MESA COUNTY VALLEY 51	6264	NISLEY ELEMENTARY SCHOOL	1ST	2	0	0	1	1	1	12	10	24	34	85
2000	MESA COUNTY VALLEY 51	6264	NISLEY ELEMENTARY SCHOOL	2ND	1	1	0	2	2	0	9	17	21	18	71
2000	MESA COUNTY VALLEY 51	6264	NISLEY ELEMENTARY SCHOOL	3RD	1	0	1	0	0	1	18	10	17	25	73
2000	MESA COUNTY VALLEY 51	6264	NISLEY ELEMENTARY SCHOOL	4TH	1	2	1	0	0	1	12	9	25	25	76
2000	MESA COUNTY VALLEY 51	6264	NISLEY ELEMENTARY SCHOOL	5TH	0	1	2	0	1	0	12	13	18	19	66
2000	MESA COUNTY VALLEY 51	6264	NISLEY ELEMENTARY SCHOOL	SCHOOL 1	6	5	4	4	4	3	80	76	136	151	469
2000	MESA COUNTY VALLEY 51	6554	ORCHARD AVENUE ELEMENTARY SCHOOL	PK	0	0	0	1	1	0	5	4	10	9	30
2000	MESA COUNTY VALLEY 51	6554	ORCHARD AVENUE ELEMENTARY SCHOOL	HALF DAY	0	1	0	1	1	0	2	7	33	31	76
2000	MESA COUNTY VALLEY 51	6554	ORCHARD AVENUE ELEMENTARY SCHOOL	KINDERG/	0	0	0	0	0	0	1	0	1	4	6
2000	MESA COUNTY VALLEY 51	6554	ORCHARD AVENUE ELEMENTARY SCHOOL	1ST	0	1	2	2	4	0	3	4	24	27	67
2000	MESA COUNTY VALLEY 51	6554	ORCHARD AVENUE ELEMENTARY SCHOOL	2ND	0	1	1	0	1	2	8	5	24	36	78
2000	MESA COUNTY VALLEY 51	6554	ORCHARD AVENUE ELEMENTARY SCHOOL	3RD	0	2	1	0	0	0	6	4	28	26	67
2000	MESA COUNTY VALLEY 51	6554	ORCHARD AVENUE ELEMENTARY SCHOOL	4TH	1	0	0	0	1	0	3	1	18	28	52
2000	MESA COUNTY VALLEY 51	6554	ORCHARD AVENUE ELEMENTARY SCHOOL	5TH	0	0	0	1	0	1	2	2	27	21	54



COLORADO DEPARTMENT OF EDUCATION
FALL 2007 PUPIL MEMBERSHIP BY DISTRICT, SCHOOL, GRADE, RACE/ETHNICITY, AND GENDER

District Code	DISTRICT	School Code	SCHOOL	GRADE	AMERICAN INDIAN OR ALASKAN NATIVE		ASIAN OR PACIFIC ISLANDER		BLACK (NOT HISPANIC)		HISPANIC		WHITE (NOT HISPANIC)		Total
					FEMALE	MALE	FEMALE	MALE	FEMALE	MALE	FEMALE	MALE	FEMALE	MALE	
2000	MESA COUNTY VALLEY 51	6554	ORCHARD AVENUE ELEMENTARY SCHOOL	SCHOOL 1	1	5	4	5	8	3	30	27	165	182	430
2000	MESA COUNTY VALLEY 51	6562	ORCHARD MESA MIDDLE SCHOOL	6TH	3	1	0	0	1	0	16	18	75	68	182
2000	MESA COUNTY VALLEY 51	6562	ORCHARD MESA MIDDLE SCHOOL	7TH	1	3	0	1	0	2	17	19	77	70	190
2000	MESA COUNTY VALLEY 51	6562	ORCHARD MESA MIDDLE SCHOOL	8TH	2	1	1	0	2	4	9	16	79	81	195
2000	MESA COUNTY VALLEY 51	6562	ORCHARD MESA MIDDLE SCHOOL	SCHOOL 1	6	5	1	1	3	6	42	53	231	219	567
2000	MESA COUNTY VALLEY 51	6666	PALISADE HIGH SCHOOL	9TH	4	1	1	2	2	1	28	30	105	90	264
2000	MESA COUNTY VALLEY 51	6666	PALISADE HIGH SCHOOL	10TH	3	1	0	4	1	4	20	30	92	117	272
2000	MESA COUNTY VALLEY 51	6666	PALISADE HIGH SCHOOL	11TH	3	2	0	0	1	1	13	19	107	84	230
2000	MESA COUNTY VALLEY 51	6666	PALISADE HIGH SCHOOL	12TH	1	0	0	0	4	0	17	22	77	77	198
2000	MESA COUNTY VALLEY 51	6666	PALISADE HIGH SCHOOL	SCHOOL 1	11	4	1	6	8	6	78	101	381	368	964
2000	MESA COUNTY VALLEY 51	7110	POMONA ELEMENTARY SCHOOL	HALF DAY	0	0	0	1	0	0	5	5	25	27	63
2000	MESA COUNTY VALLEY 51	7110	POMONA ELEMENTARY SCHOOL	1ST	1	0	0	0	2	1	6	9	15	23	58
2000	MESA COUNTY VALLEY 51	7110	POMONA ELEMENTARY SCHOOL	2ND	1	0	2	1	0	0	6	5	36	30	81
2000	MESA COUNTY VALLEY 51	7110	POMONA ELEMENTARY SCHOOL	3RD	1	0	0	2	1	0	15	5	32	32	88
2000	MESA COUNTY VALLEY 51	7110	POMONA ELEMENTARY SCHOOL	4TH	0	1	0	2	0	2	11	7	24	25	72
2000	MESA COUNTY VALLEY 51	7110	POMONA ELEMENTARY SCHOOL	5TH	1	0	0	1	0	1	7	7	30	28	75
2000	MESA COUNTY VALLEY 51	7110	POMONA ELEMENTARY SCHOOL	SCHOOL 1	4	2	2	7	3	4	50	38	162	165	437
2000	MESA COUNTY VALLEY 51	7236	R-5 HIGH SCHOOL	9TH	0	0	0	0	0	0	0	0	2	1	3
2000	MESA COUNTY VALLEY 51	7236	R-5 HIGH SCHOOL	10TH	1	0	0	0	0	0	4	1	6	7	19
2000	MESA COUNTY VALLEY 51	7236	R-5 HIGH SCHOOL	11TH	0	1	0	0	0	0	11	10	43	28	93
2000	MESA COUNTY VALLEY 51	7236	R-5 HIGH SCHOOL	12TH	3	2	2	0	0	0	17	13	53	41	131
2000	MESA COUNTY VALLEY 51	7236	R-5 HIGH SCHOOL	SCHOOL 1	4	3	2	0	0	0	32	24	104	77	246
2000	MESA COUNTY VALLEY 51	7281	REDLANDS MIDDLE SCHOOL	6TH	1	0	4	1	1	2	6	15	97	78	205
2000	MESA COUNTY VALLEY 51	7281	REDLANDS MIDDLE SCHOOL	7TH	0	1	2	2	1	0	6	6	72	78	168
2000	MESA COUNTY VALLEY 51	7281	REDLANDS MIDDLE SCHOOL	8TH	1	2	0	1	1	2	7	14	87	96	211
2000	MESA COUNTY VALLEY 51	7281	REDLANDS MIDDLE SCHOOL	SCHOOL 1	2	3	6	4	3	4	19	35	256	252	584
2000	MESA COUNTY VALLEY 51	7467	ROCKY MOUNTAIN ELEMENTARY SCHOOL	PK	0	0	0	0	0	0	5	3	7	12	29
2000	MESA COUNTY VALLEY 51	7467	ROCKY MOUNTAIN ELEMENTARY SCHOOL	KINDERG	1	1	0	0	0	1	12	14	26	29	84
2000	MESA COUNTY VALLEY 51	7467	ROCKY MOUNTAIN ELEMENTARY SCHOOL	1ST	2	2	0	1	2	1	22	13	31	37	111
2000	MESA COUNTY VALLEY 51	7467	ROCKY MOUNTAIN ELEMENTARY SCHOOL	2ND	1	3	0	0	0	1	13	23	19	38	98
2000	MESA COUNTY VALLEY 51	7467	ROCKY MOUNTAIN ELEMENTARY SCHOOL	3RD	0	2	0	1	0	2	13	20	33	22	93
2000	MESA COUNTY VALLEY 51	7467	ROCKY MOUNTAIN ELEMENTARY SCHOOL	4TH	2	2	1	1	0	0	12	19	22	24	83
2000	MESA COUNTY VALLEY 51	7467	ROCKY MOUNTAIN ELEMENTARY SCHOOL	5TH	2	1	0	0	1	0	13	10	25	20	72
2000	MESA COUNTY VALLEY 51	7467	ROCKY MOUNTAIN ELEMENTARY SCHOOL	SCHOOL 1	8	13	1	3	5	90	102	163	182	570	
2000	MESA COUNTY VALLEY 51	7832	SHELLEDY ELEMENTARY SCHOOL	PK	0	0	0	0	0	0	2	4	5	14	25
2000	MESA COUNTY VALLEY 51	7832	SHELLEDY ELEMENTARY SCHOOL	HALF DAY	1	1	0	1	2	0	5	8	35	41	94
2000	MESA COUNTY VALLEY 51	7832	SHELLEDY ELEMENTARY SCHOOL	1ST	0	0	0	0	1	1	12	7	39	28	88
2000	MESA COUNTY VALLEY 51	7832	SHELLEDY ELEMENTARY SCHOOL	2ND	0	0	0	0	0	2	10	7	21	40	80
2000	MESA COUNTY VALLEY 51	7832	SHELLEDY ELEMENTARY SCHOOL	3RD	0	0	0	0	0	0	4	3	38	40	85
2000	MESA COUNTY VALLEY 51	7832	SHELLEDY ELEMENTARY SCHOOL	4TH	0	1	0	2	0	6	10	42	47	108	
2000	MESA COUNTY VALLEY 51	7832	SHELLEDY ELEMENTARY SCHOOL	5TH	0	1	0	0	1	1	7	12	34	33	89
2000	MESA COUNTY VALLEY 51	7832	SHELLEDY ELEMENTARY SCHOOL	SCHOOL 1	1	2	1	1	6	4	46	51	214	243	569
2000	MESA COUNTY VALLEY 51	8462	TAYLOR ELEMENTARY SCHOOL	HALF DAY	0	0	0	0	0	0	8	0	18	15	41
2000	MESA COUNTY VALLEY 51	8462	TAYLOR ELEMENTARY SCHOOL	1ST	0	1	0	0	0	1	7	8	21	31	69
2000	MESA COUNTY VALLEY 51	8462	TAYLOR ELEMENTARY SCHOOL	2ND	0	0	0	0	1	0	3	5	25	28	62
2000	MESA COUNTY VALLEY 51	8462	TAYLOR ELEMENTARY SCHOOL	3RD	1	1	0	0	2	3	6	5	20	32	70
2000	MESA COUNTY VALLEY 51	8462	TAYLOR ELEMENTARY SCHOOL	4TH	1	1	0	0	0	1	4	4	26	26	59
2000	MESA COUNTY VALLEY 51	8462	TAYLOR ELEMENTARY SCHOOL	5TH	3	0	0	0	0	1	3	6	28	35	76
2000	MESA COUNTY VALLEY 51	8462	TAYLOR ELEMENTARY SCHOOL	SCHOOL 1	5	3	0	0	3	5	28	28	138	167	377
2000	MESA COUNTY VALLEY 51	8846	THUNDER MOUNTAIN ELEMENTARY SCHOOL	PK	0	0	0	0	1	0	4	4	8	12	29
2000	MESA COUNTY VALLEY 51	8846	THUNDER MOUNTAIN ELEMENTARY SCHOOL	HALF DAY	0	0	0	0	1	0	3	5	33	43	85
2000	MESA COUNTY VALLEY 51	8846	THUNDER MOUNTAIN ELEMENTARY SCHOOL	1ST	2	0	0	2	0	0	5	10	37	36	92
2000	MESA COUNTY VALLEY 51	8846	THUNDER MOUNTAIN ELEMENTARY SCHOOL	2ND	0	0	1	0	0	1	7	9	37	48	103
2000	MESA COUNTY VALLEY 51	8846	THUNDER MOUNTAIN ELEMENTARY SCHOOL	3RD	0	2	2	1	1	0	8	4	38	32	88
2000	MESA COUNTY VALLEY 51	8846	THUNDER MOUNTAIN ELEMENTARY SCHOOL	4TH	0	1	1	0	1	0	6	6	43	44	102
2000	MESA COUNTY VALLEY 51	8846	THUNDER MOUNTAIN ELEMENTARY SCHOOL	5TH	1	3	1	0	1	0	3	7	49	38	104
2000	MESA COUNTY VALLEY 51	8846	THUNDER MOUNTAIN ELEMENTARY SCHOOL	SCHOOL 1	3	6	5	3	5	2	36	45	245	253	603
2000	MESA COUNTY VALLEY 51	8876	TOPE ELEMENTARY SCHOOL	PK	0	2	1	0	2	2	9	11	24	24	53
2000	MESA COUNTY VALLEY 51	8876	TOPE ELEMENTARY SCHOOL	HALF DAY	1	0	1	1	0	1	6	6	22	29	67
2000	MESA COUNTY VALLEY 51	8876	TOPE ELEMENTARY SCHOOL	1ST	0	0	1	1	0	0	5	6	23	24	60
2000	MESA COUNTY VALLEY 51	8876	TOPE ELEMENTARY SCHOOL	2ND	1	0	0	0	1	0	8	6	33	19	68
2000	MESA COUNTY VALLEY 51	8876	TOPE ELEMENTARY SCHOOL	3RD	0	2	1	1	0	2	5	3	20	28	62
2000	MESA COUNTY VALLEY 51	8876	TOPE ELEMENTARY SCHOOL	4TH	1	0	1	1	0	0	6	7	28	23	68
2000	MESA COUNTY VALLEY 51	8876	TOPE ELEMENTARY SCHOOL	5TH	0	0	0	2	2	0	5	6	28	34	77
2000	MESA COUNTY VALLEY 51	8876	TOPE ELEMENTARY SCHOOL	SCHOOL 1	5	2	6	7	4	5	37	43	165	181	455
2000	MESA COUNTY VALLEY 51	9406	WEST MIDDLE SCHOOL	6TH	0	0	0	2	0	1	10	8	42	57	120
2000	MESA COUNTY VALLEY 51	9406	WEST MIDDLE SCHOOL	7TH	0	3	0	1	1	0	7	11	67	50	140



COLORADO DEPARTMENT OF EDUCATION
FALL 2007 PUPIL MEMBERSHIP BY DISTRICT, SCHOOL, GRADE, RACE/ETHNICITY, AND GENDER

District Code	DISTRICT	School Code	SCHOOL	GRADE	AMERICAN INDIAN OR ALASKAN NATIVE	AMERICAN INDIAN OR ALASKAN NATIVE	ASIAN OR PACIFIC ISLANDER	ASIAN OR PACIFIC ISLANDER	BLACK (NOT HISPANIC)	BLACK (NOT HISPANIC)	HISPANIC	HISPANIC	WHITE (NOT HISPANIC)	WHITE (NOT HISPANIC)	Total	
					FEMALE	MALE	FEMALE	MALE	FEMALE	MALE	FEMALE	MALE	FEMALE	MALE		
2000	MESA COUNTY VALLEY 51	9406	WEST MIDDLE SCHOOL	8TH	0	1	0	0	1	1	6	11	67	63	150	
2000	MESA COUNTY VALLEY 51	9406	WEST MIDDLE SCHOOL	SCHOOL 1	0	4	0	3	2	23	30	176	170	410		
2000	MESA COUNTY VALLEY 51	9434	SCENIC ELEMENTARY SCHOOL	HALF DAY	1	0	0	0	1	2	2	4	17	18	45	
2000	MESA COUNTY VALLEY 51	9434	SCENIC ELEMENTARY SCHOOL	1ST	0	0	0	0	0	0	2	1	9	27	39	
2000	MESA COUNTY VALLEY 51	9434	SCENIC ELEMENTARY SCHOOL	2ND	1	0	0	0	0	0	3	2	15	23	44	
2000	MESA COUNTY VALLEY 51	9434	SCENIC ELEMENTARY SCHOOL	3RD	0	0	0	0	0	0	0	4	21	23	48	
2000	MESA COUNTY VALLEY 51	9434	SCENIC ELEMENTARY SCHOOL	4TH	0	0	0	0	1	0	2	3	16	30	52	
2000	MESA COUNTY VALLEY 51	9434	SCENIC ELEMENTARY SCHOOL	5TH	0	0	0	0	0	1	4	1	15	28	49	
2000	MESA COUNTY VALLEY 51	9434	SCENIC ELEMENTARY SCHOOL	SCHOOL 1	2	0	0	0	2	3	13	15	93	149	277	
2000	MESA COUNTY VALLEY 51	9673	WINGATE ELEMENTARY SCHOOL	HALF DAY	0	0	1	1	0	0	4	6	21	36	69	
2000	MESA COUNTY VALLEY 51	9673	WINGATE ELEMENTARY SCHOOL	1ST	0	1	0	0	0	0	6	2	30	31	70	
2000	MESA COUNTY VALLEY 51	9673	WINGATE ELEMENTARY SCHOOL	2ND	0	0	0	1	0	0	4	3	36	30	74	
2000	MESA COUNTY VALLEY 51	9673	WINGATE ELEMENTARY SCHOOL	3RD	0	0	1	1	0	0	3	6	16	34	61	
2000	MESA COUNTY VALLEY 51	9673	WINGATE ELEMENTARY SCHOOL	4TH	0	1	0	0	0	0	5	6	36	41	89	
2000	MESA COUNTY VALLEY 51	9673	WINGATE ELEMENTARY SCHOOL	5TH	0	0	0	0	0	0	5	7	39	29	80	
2000	MESA COUNTY VALLEY 51	9673	WINGATE ELEMENTARY SCHOOL	SCHOOL 1	0	2	2	3	0	0	27	30	178	201	443	
2000	MESA COUNTY VALLEY 51		DISTRICT TOTAL		157	142	114	134	145	158	1,946	1,997	7,940	8,575	21,308	
2010	CREEDE CONSOLIDATED 1	1962	LAMB ELEMENTARY SCHOOL	PK	0	0	0	0	0	0	0	0	3	5	8	
2010	CREEDE CONSOLIDATED 1	1962	LAMB ELEMENTARY SCHOOL	KINDERG/	0	0	0	0	0	0	0	0	4	3	7	
2010	CREEDE CONSOLIDATED 1	1962	LAMB ELEMENTARY SCHOOL	1ST	0	0	0	0	0	0	0	0	2	4	6	
2010	CREEDE CONSOLIDATED 1	1962	LAMB ELEMENTARY SCHOOL	2ND	0	0	0	0	0	0	0	0	3	5	8	
2010	CREEDE CONSOLIDATED 1	1962	LAMB ELEMENTARY SCHOOL	3RD	0	0	0	0	0	0	0	1	4	1	6	
2010	CREEDE CONSOLIDATED 1	1962	LAMB ELEMENTARY SCHOOL	4TH	0	0	0	0	0	0	0	0	5	2	7	
2010	CREEDE CONSOLIDATED 1	1962	LAMB ELEMENTARY SCHOOL	5TH	0	0	0	0	0	0	0	0	2	5	7	
2010	CREEDE CONSOLIDATED 1	1962	LAMB ELEMENTARY SCHOOL	6TH	0	0	0	0	0	0	0	0	1	4	9	14
2010	CREEDE CONSOLIDATED 1	1962	LAMB ELEMENTARY SCHOOL	SCHOOL 1	0	0	0	0	0	0	0	2	27	34	63	
2010	CREEDE CONSOLIDATED 1	1966	CREEDE JUNIOR-SENIOR HIGH SCHOOL	7TH	0	0	0	0	0	0	0	1	4	3	8	
2010	CREEDE CONSOLIDATED 1	1966	CREEDE JUNIOR-SENIOR HIGH SCHOOL	8TH	0	0	0	0	0	0	0	2	5	5	12	
2010	CREEDE CONSOLIDATED 1	1966	CREEDE JUNIOR-SENIOR HIGH SCHOOL	9TH	0	0	0	0	0	0	0	1	3	4	8	
2010	CREEDE CONSOLIDATED 1	1966	CREEDE JUNIOR-SENIOR HIGH SCHOOL	10TH	0	0	0	0	0	0	1	2	3	5	11	
2010	CREEDE CONSOLIDATED 1	1966	CREEDE JUNIOR-SENIOR HIGH SCHOOL	11TH	0	0	0	0	0	0	1	1	1	7	10	
2010	CREEDE CONSOLIDATED 1	1966	CREEDE JUNIOR-SENIOR HIGH SCHOOL	12TH	0	0	0	0	0	0	0	0	7	4	11	
2010	CREEDE CONSOLIDATED 1	1966	CREEDE JUNIOR-SENIOR HIGH SCHOOL	SCHOOL 1	0	0	0	0	0	0	2	7	23	28	60	
2010	CREEDE CONSOLIDATED 1		DISTRICT TOTAL		0	0	0	0	0	0	2	9	50	62	123	
2020	MOFFAT COUNTY RE:NO 1	1936	CRAIG INTERMEDIATE SCHOOL	5TH	0	0	1	1	1	1	12	16	73	67	173	
2020	MOFFAT COUNTY RE:NO 1	1936	CRAIG INTERMEDIATE SCHOOL	6TH	0	1	5	0	0	1	18	11	60	60	156	
2020	MOFFAT COUNTY RE:NO 1	1936	CRAIG INTERMEDIATE SCHOOL	SCHOOL 1	0	2	6	1	1	2	30	27	133	127	329	
2020	MOFFAT COUNTY RE:NO 1	1938	CRAIG MIDDLE SCHOOL SCHOOL	7TH	1	1	1	0	0	0	7	12	78	82	182	
2020	MOFFAT COUNTY RE:NO 1	1938	CRAIG MIDDLE SCHOOL SCHOOL	8TH	1	3	1	1	0	1	9	15	73	60	164	
2020	MOFFAT COUNTY RE:NO 1	1938	CRAIG MIDDLE SCHOOL SCHOOL	SCHOOL 1	2	4	2	1	0	1	16	27	151	142	346	
2020	MOFFAT COUNTY RE:NO 1	2373	EARLY CHILDHOOD CENTER	PK	0	0	1	0	0	0	13	15	42	65	136	
2020	MOFFAT COUNTY RE:NO 1	2373	EARLY CHILDHOOD CENTER	SCHOOL 1	0	0	1	0	0	0	13	15	42	65	136	
2020	MOFFAT COUNTY RE:NO 1	2374	EAST ELEMENTARY SCHOOL	HALF DAY	0	0	0	1	0	1	6	6	26	28	68	
2020	MOFFAT COUNTY RE:NO 1	2374	EAST ELEMENTARY SCHOOL	KINDERG/	0	0	0	0	0	0	2	0	0	3	5	
2020	MOFFAT COUNTY RE:NO 1	2374	EAST ELEMENTARY SCHOOL	1ST	0	0	0	0	1	1	9	10	28	22	71	
2020	MOFFAT COUNTY RE:NO 1	2374	EAST ELEMENTARY SCHOOL	2ND	0	0	0	0	0	0	5	8	19	30	62	
2020	MOFFAT COUNTY RE:NO 1	2374	EAST ELEMENTARY SCHOOL	3RD	0	0	0	0	0	1	9	8	20	22	60	
2020	MOFFAT COUNTY RE:NO 1	2374	EAST ELEMENTARY SCHOOL	4TH	0	0	1	1	0	0	3	9	22	24	60	
2020	MOFFAT COUNTY RE:NO 1	2374	EAST ELEMENTARY SCHOOL	SCHOOL 1	0	0	1	2	1	3	34	41	115	129	326	
2020	MOFFAT COUNTY RE:NO 1	5656	MAYBELL ELEMENTARY SCHOOL	HALF DAY	0	0	0	0	0	0	0	0	0	4	4	
2020	MOFFAT COUNTY RE:NO 1	5656	MAYBELL ELEMENTARY SCHOOL	1ST	0	0	0	0	0	0	0	0	2	0	2	
2020	MOFFAT COUNTY RE:NO 1	5656	MAYBELL ELEMENTARY SCHOOL	2ND	0	0	0	0	0	0	0	0	2	1	3	
2020	MOFFAT COUNTY RE:NO 1	5656	MAYBELL ELEMENTARY SCHOOL	3RD	0	0	0	0	0	0	0	0	1	0	1	
2020	MOFFAT COUNTY RE:NO 1	5656	MAYBELL ELEMENTARY SCHOOL	4TH	0	0	0	0	0	0	0	0	0	5	5	
2020	MOFFAT COUNTY RE:NO 1	5656	MAYBELL ELEMENTARY SCHOOL	SCHOOL 1	0	0	0	0	0	0	0	0	5	10	15	
2020	MOFFAT COUNTY RE:NO 1	5962	MOFFAT COUNTY HIGH SCHOOL	9TH	0	1	3	0	1	12	11	69	69	167		
2020	MOFFAT COUNTY RE:NO 1	5962	MOFFAT COUNTY HIGH SCHOOL	10TH	0	2	0	0	0	13	9	77	81	182		
2020	MOFFAT COUNTY RE:NO 1	5962	MOFFAT COUNTY HIGH SCHOOL	11TH	3	1	0	0	0	14	11	80	71	180		
2020	MOFFAT COUNTY RE:NO 1	5962	MOFFAT COUNTY HIGH SCHOOL	12TH	2	0	0	2	1	7	8	88	79	187		
2020	MOFFAT COUNTY RE:NO 1	5962	MOFFAT COUNTY HIGH SCHOOL	SCHOOL 1	5	4	3	2	2	1	46	39	314	300	716	
2020	MOFFAT COUNTY RE:NO 1	7338	RIDGEVIEW ELEMENTARY SCHOOL	HALF DAY	0	0	0	0	0	0	2	2	16	14	34	
2020	MOFFAT COUNTY RE:NO 1	7338	RIDGEVIEW ELEMENTARY SCHOOL	KINDERG/	0	0	0	0	0	0	1	2	1	1	5	
2020	MOFFAT COUNTY RE:NO 1	7338	RIDGEVIEW ELEMENTARY SCHOOL	1ST	0	0	0	0	0	0	4	5	22	26	57	
2020	MOFFAT COUNTY RE:NO 1	7338	RIDGEVIEW ELEMENTARY SCHOOL	2ND	0	0	0	0	0	1	4	2	20	23	50	
2020	MOFFAT COUNTY RE:NO 1	7338	RIDGEVIEW ELEMENTARY SCHOOL	3RD	0	0	1	0	0	1	3	0	19	16	40	
2020	MOFFAT COUNTY RE:NO 1	7338	RIDGEVIEW ELEMENTARY SCHOOL	4TH	0	0	1	0	0	0	4	2	21	23	51	
2020	MOFFAT COUNTY RE:NO 1	7338	RIDGEVIEW ELEMENTARY SCHOOL	SCHOOL 1	0	0	2	0	0	2	18	13	99	103	237	

COLORADO DEPARTMENT OF EDUCATION
FALL 2007 PUPIL MEMBERSHIP BY DISTRICT, SCHOOL, GRADE, RACE/ETHNICITY, AND GENDER

District Code	DISTRICT	School Code	SCHOOL	GRADE	AMERICAN INDIAN OR ALASKAN NATIVE		ASIAN OR PACIFIC ISLANDER		BLACK (NOT HISPANIC)		HISPANIC		WHITE (NOT HISPANIC)		Total
					FEMALE	MALE	FEMALE	MALE	FEMALE	MALE	FEMALE	MALE	FEMALE	MALE	
2020	MOFFAT COUNTY RE:NO 1	8398	SUNSET ELEMENTARY SCHOOL	HALF DAY	1	0	0	0	0	0	4	6	18	26	55
2020	MOFFAT COUNTY RE:NO 1	8398	SUNSET ELEMENTARY SCHOOL	KINDERG/	0	0	0	0	0	1	3	1	0	5	
2020	MOFFAT COUNTY RE:NO 1	8398	SUNSET ELEMENTARY SCHOOL	1ST	1	2	0	0	0	3	6	27	25	64	
2020	MOFFAT COUNTY RE:NO 1	8398	SUNSET ELEMENTARY SCHOOL	2ND	1	1	0	0	0	2	10	15	25	54	
2020	MOFFAT COUNTY RE:NO 1	8398	SUNSET ELEMENTARY SCHOOL	3RD	1	1	0	0	1	3	5	22	26	59	
2020	MOFFAT COUNTY RE:NO 1	8398	SUNSET ELEMENTARY SCHOOL	4TH	0	1	0	1	1	11	6	27	25	72	
2020	MOFFAT COUNTY RE:NO 1	8398	SUNSET ELEMENTARY SCHOOL	SCHOOL 1	4	5	0	1	1	24	36	110	127	309	
2020	MOFFAT COUNTY RE:NO 1		DISTRICT TOTAL		11	15	15	7	5	10	181	198	969	1,003	2,414
2035	MONTEZUMA-CORTEZ RE-1	0609	BATTLE ROCK CHARTER SCHOOL	HALF DAY	2	1	0	0	0	0	1	1	1	0	5
2035	MONTEZUMA-CORTEZ RE-1	0609	BATTLE ROCK CHARTER SCHOOL	1ST	0	2	0	0	0	1	0	1	3	7	
2035	MONTEZUMA-CORTEZ RE-1	0609	BATTLE ROCK CHARTER SCHOOL	2ND	1	2	0	0	0	0	0	0	0	3	
2035	MONTEZUMA-CORTEZ RE-1	0609	BATTLE ROCK CHARTER SCHOOL	3RD	1	0	0	0	0	0	0	1	1	3	
2035	MONTEZUMA-CORTEZ RE-1	0609	BATTLE ROCK CHARTER SCHOOL	4TH	0	0	0	0	0	0	0	0	1	2	
2035	MONTEZUMA-CORTEZ RE-1	0609	BATTLE ROCK CHARTER SCHOOL	5TH	2	0	0	0	0	1	0	3	0	6	
2035	MONTEZUMA-CORTEZ RE-1	0609	BATTLE ROCK CHARTER SCHOOL	6TH	3	0	0	0	0	0	0	0	1	2	
2035	MONTEZUMA-CORTEZ RE-1	0609	BATTLE ROCK CHARTER SCHOOL	SCHOOL 1	9	5	0	0	0	2	1	8	8	33	
2035	MONTEZUMA-CORTEZ RE-1	1888	CORTEZ MIDDLE SCHOOL	6TH	31	33	0	0	3	0	15	12	46	52	192
2035	MONTEZUMA-CORTEZ RE-1	1888	CORTEZ MIDDLE SCHOOL	7TH	24	31	0	1	2	0	13	16	55	63	205
2035	MONTEZUMA-CORTEZ RE-1	1888	CORTEZ MIDDLE SCHOOL	8TH	20	40	0	1	0	1	15	17	52	64	210
2035	MONTEZUMA-CORTEZ RE-1	1888	CORTEZ MIDDLE SCHOOL	SCHOOL 1*	75	104	0	2	5	1	43	45	153	179	607
2035	MONTEZUMA-CORTEZ RE-1	4546	KEMPER ELEMENTARY SCHOOL	HALF DAY	6	7	0	0	1	0	3	3	17	19	56
2035	MONTEZUMA-CORTEZ RE-1	4546	KEMPER ELEMENTARY SCHOOL	1ST	9	10	0	0	0	8	14	13	16	70	
2035	MONTEZUMA-CORTEZ RE-1	4546	KEMPER ELEMENTARY SCHOOL	2ND	6	8	0	0	0	9	6	22	24	75	
2035	MONTEZUMA-CORTEZ RE-1	4546	KEMPER ELEMENTARY SCHOOL	3RD	3	13	0	1	1	11	5	17	14	65	
2035	MONTEZUMA-CORTEZ RE-1	4546	KEMPER ELEMENTARY SCHOOL	4TH	12	5	0	1	0	8	6	16	15	63	
2035	MONTEZUMA-CORTEZ RE-1	4546	KEMPER ELEMENTARY SCHOOL	5TH	8	11	0	0	1	7	6	12	19	64	
2035	MONTEZUMA-CORTEZ RE-1	4546	KEMPER ELEMENTARY SCHOOL	SCHOOL 1	44	54	0	2	3	0	46	40	97	107	393
2035	MONTEZUMA-CORTEZ RE-1	5090	LEWIS-ARRIOLA ELEMENTARY SCHOOL	HALF DAY	0	0	0	0	0	0	1	1	9	8	18
2035	MONTEZUMA-CORTEZ RE-1	5090	LEWIS-ARRIOLA ELEMENTARY SCHOOL	1ST	0	0	0	0	0	0	1	9	12	23	
2035	MONTEZUMA-CORTEZ RE-1	5090	LEWIS-ARRIOLA ELEMENTARY SCHOOL	2ND	0	0	0	0	0	1	0	12	8	21	
2035	MONTEZUMA-CORTEZ RE-1	5090	LEWIS-ARRIOLA ELEMENTARY SCHOOL	3RD	0	0	0	0	0	0	0	17	10	27	
2035	MONTEZUMA-CORTEZ RE-1	5090	LEWIS-ARRIOLA ELEMENTARY SCHOOL	4TH	0	0	0	0	0	1	1	9	11	22	
2035	MONTEZUMA-CORTEZ RE-1	5090	LEWIS-ARRIOLA ELEMENTARY SCHOOL	5TH	0	1	0	0	0	1	2	9	10	22	
2035	MONTEZUMA-CORTEZ RE-1	5090	LEWIS-ARRIOLA ELEMENTARY SCHOOL	SCHOOL 1	0	0	0	0	0	3	5	65	59	133	
2035	MONTEZUMA-CORTEZ RE-1	5436	MANAUGH ELEMENTARY SCHOOL	HALF DAY	8	11	0	0	0	5	5	6	9	44	
2035	MONTEZUMA-CORTEZ RE-1	5436	MANAUGH ELEMENTARY SCHOOL	1ST	9	13	0	0	0	6	6	16	17	67	
2035	MONTEZUMA-CORTEZ RE-1	5436	MANAUGH ELEMENTARY SCHOOL	2ND	5	15	0	1	1	5	2	11	11	51	
2035	MONTEZUMA-CORTEZ RE-1	5436	MANAUGH ELEMENTARY SCHOOL	3RD	8	7	0	1	0	4	8	14	13	55	
2035	MONTEZUMA-CORTEZ RE-1	5436	MANAUGH ELEMENTARY SCHOOL	4TH	13	11	1	0	1	5	7	12	16	67	
2035	MONTEZUMA-CORTEZ RE-1	5436	MANAUGH ELEMENTARY SCHOOL	5TH	16	10	0	1	1	3	8	11	5	55	
2035	MONTEZUMA-CORTEZ RE-1	5436	MANAUGH ELEMENTARY SCHOOL	SCHOOL 1	59	67	1	3	3	1	28	36	70	71	339
2035	MONTEZUMA-CORTEZ RE-1	5451	MESA VERDE ACADEMY	6TH	0	0	0	0	0	0	0	0	0	1	1
2035	MONTEZUMA-CORTEZ RE-1	5451	MESA VERDE ACADEMY	7TH	0	0	0	0	0	0	0	0	0	2	2
2035	MONTEZUMA-CORTEZ RE-1	5451	MESA VERDE ACADEMY	8TH	0	0	0	0	0	0	0	0	2	0	2
2035	MONTEZUMA-CORTEZ RE-1	5451	MESA VERDE ACADEMY	9TH	1	0	0	0	0	1	0	0	0	2	4
2035	MONTEZUMA-CORTEZ RE-1	5451	MESA VERDE ACADEMY	10TH	0	0	0	0	0	0	0	1	0	1	1
2035	MONTEZUMA-CORTEZ RE-1	5451	MESA VERDE ACADEMY	11TH	0	0	0	0	0	0	0	0	0	2	2
2035	MONTEZUMA-CORTEZ RE-1	5451	MESA VERDE ACADEMY	SCHOOL 1	1	0	0	0	0	1	0	3	7	12	
2035	MONTEZUMA-CORTEZ RE-1	5836	MESA ELEMENTARY SCHOOL	HALF DAY	11	16	0	0	0	2	2	22	11	64	
2035	MONTEZUMA-CORTEZ RE-1	5836	MESA ELEMENTARY SCHOOL	1ST	14	7	1	0	0	5	8	19	18	72	
2035	MONTEZUMA-CORTEZ RE-1	5836	MESA ELEMENTARY SCHOOL	2ND	12	5	0	1	0	2	0	23	19	64	
2035	MONTEZUMA-CORTEZ RE-1	5836	MESA ELEMENTARY SCHOOL	3RD	9	14	0	0	0	6	6	19	17	71	
2035	MONTEZUMA-CORTEZ RE-1	5836	MESA ELEMENTARY SCHOOL	4TH	10	16	0	0	0	2	6	13	16	63	
2035	MONTEZUMA-CORTEZ RE-1	5836	MESA ELEMENTARY SCHOOL	5TH	14	13	0	0	0	6	4	18	17	72	
2035	MONTEZUMA-CORTEZ RE-1	5836	MESA ELEMENTARY SCHOOL	SCHOOL 1	70	71	1	1	0	2	21	28	114	98	406
2035	MONTEZUMA-CORTEZ RE-1	6026	MONTEZUMA-CORTEZ HIGH SCHOOL	9TH	49	42	0	1	1	0	13	14	79	92	291
2035	MONTEZUMA-CORTEZ RE-1	6026	MONTEZUMA-CORTEZ HIGH SCHOOL	10TH	26	24	0	0	0	2	10	8	54	55	179
2035	MONTEZUMA-CORTEZ RE-1	6026	MONTEZUMA-CORTEZ HIGH SCHOOL	11TH	19	19	2	2	1	0	14	10	78	49	194
2035	MONTEZUMA-CORTEZ RE-1	6026	MONTEZUMA-CORTEZ HIGH SCHOOL	12TH	13	13	1	0	0	0	10	4	57	69	167
2035	MONTEZUMA-CORTEZ RE-1	6026	MONTEZUMA-CORTEZ HIGH SCHOOL	SCHOOL 1	107	98	3	3	2	2	47	36	268	265	831
2035	MONTEZUMA-CORTEZ RE-1	7082	PLEASANT VIEW ELEMENTARY SCHOOL	HALF DAY	0	1	0	0	0	0	1	1	2	5	10
2035	MONTEZUMA-CORTEZ RE-1	7082	PLEASANT VIEW ELEMENTARY SCHOOL	1ST	0	0	0	0	0	0	1	0	3	4	
2035	MONTEZUMA-CORTEZ RE-1	7082	PLEASANT VIEW ELEMENTARY SCHOOL	2ND	1	0	1	0	0	0	1	1	1	5	
2035	MONTEZUMA-CORTEZ RE-1	7082	PLEASANT VIEW ELEMENTARY SCHOOL	3RD	0	0	0	0	1	0	0	0	3	4	
2035	MONTEZUMA-CORTEZ RE-1	7082	PLEASANT VIEW ELEMENTARY SCHOOL	4TH	0	0	0	0	0	1	0	2	2	5	
2035	MONTEZUMA-CORTEZ RE-1	7082	PLEASANT VIEW ELEMENTARY SCHOOL	5TH	0	0	0	0	0	0	0	2	2	4	
2035	MONTEZUMA-CORTEZ RE-1	7082	PLEASANT VIEW ELEMENTARY SCHOOL	SCHOOL 1	1	1	1	0	1	0	2	3	7	16	32

COLORADO DEPARTMENT OF EDUCATION
FALL 2007 PUPIL MEMBERSHIP BY DISTRICT, SCHOOL, GRADE, RACE/ETHNICITY, AND GENDER

District Code	DISTRICT	School Code	SCHOOL	GRADE	AMERICAN INDIAN OR ALASKAN NATIVE		AMERICAN INDIAN OR ALASKAN NATIVE		ASIAN OR PACIFIC ISLANDER		ASIAN OR PACIFIC ISLANDER		BLACK (NOT HISPANIC)		BLACK (NOT HISPANIC)		WHITE (NOT HISPANIC)		WHITE (NOT HISPANIC)		Total
					FEMALE	MALE	FEMALE	MALE	FEMALE	MALE	FEMALE	MALE	FEMALE	MALE	FEMALE	MALE	FEMALE	MALE	FEMALE	MALE	
2035	MONTEZUMA-CORTEZ RE-1	7430	PRESCHOOL/JUMPSTART	PK	9	5	0	0	0	0	0	0	5	12	21	31					83
2035	MONTEZUMA-CORTEZ RE-1	7430	PRESCHOOL/JUMPSTART	SCHOOL 1	9	5	0	0	0	0	0	0	5	12	21	31					83
2035	MONTEZUMA-CORTEZ RE-1	8133	SOUTHWEST OPEN CHARTER SCHOOL	9TH	1	1	0	0	0	0	0	0	1	0	5	5					13
2035	MONTEZUMA-CORTEZ RE-1	8133	SOUTHWEST OPEN CHARTER SCHOOL	10TH	5	7	0	1	0	0	0	1	2	6	8						30
2035	MONTEZUMA-CORTEZ RE-1	8133	SOUTHWEST OPEN CHARTER SCHOOL	11TH	3	7	0	1	0	0	0	1	1	12	12						37
2035	MONTEZUMA-CORTEZ RE-1	8133	SOUTHWEST OPEN CHARTER SCHOOL	12TH	22	15	1	0	0	0	0	6	3	14	18						79
2035	MONTEZUMA-CORTEZ RE-1	8133	SOUTHWEST OPEN CHARTER SCHOOL	SCHOOL 1	31	30	1	2	0	0	0	9	6	37	43						159
2035	MONTEZUMA-CORTEZ RE-1		DISTRICT TOTAL		406	436	7	13	14	6	207	212	843	884							3,028
2055	DOLORES RE-4A	2204	DOLORES ELEMENTARY SCHOOL	HALF DAY	1	3	0	1	0	1	0	3	1	15	20						45
2055	DOLORES RE-4A	2204	DOLORES ELEMENTARY SCHOOL	1ST	1	1	0	0	0	0	4	1	18	18							43
2055	DOLORES RE-4A	2204	DOLORES ELEMENTARY SCHOOL	2ND	0	1	1	1	0	0	2	2	17	21							45
2055	DOLORES RE-4A	2204	DOLORES ELEMENTARY SCHOOL	3RD	0	1	0	0	0	0	0	7	19	17							44
2055	DOLORES RE-4A	2204	DOLORES ELEMENTARY SCHOOL	4TH	0	1	1	0	0	0	3	5	27	24							61
2055	DOLORES RE-4A	2204	DOLORES ELEMENTARY SCHOOL	5TH	1	1	1	0	1	0	0	3	15	28							50
2055	DOLORES RE-4A	2204	DOLORES ELEMENTARY SCHOOL	SCHOOL 1	3	8	3	2	1	1	12	19	111	128							288
2055	DOLORES RE-4A	2206	DOLORES MIDDLE SCHOOL	6TH	1	4	0	0	2	0	2	2	31	22							64
2055	DOLORES RE-4A	2206	DOLORES MIDDLE SCHOOL	7TH	1	1	0	1	1	0	1	3	35	31							74
2055	DOLORES RE-4A	2206	DOLORES MIDDLE SCHOOL	8TH	1	4	0	1	0	1	2	25	15								49
2055	DOLORES RE-4A	2206	DOLORES MIDDLE SCHOOL	SCHOOL 1	3	9	0	2	3	0	4	7	91	68							187
2055	DOLORES RE-4A	2208	DOLORES HIGH SCHOOL	9TH	0	2	0	0	0	0	1	2	3	18	21						48
2055	DOLORES RE-4A	2208	DOLORES HIGH SCHOOL	10TH	6	1	0	0	0	0	5	2	21	32							67
2055	DOLORES RE-4A	2208	DOLORES HIGH SCHOOL	11TH	2	3	0	1	0	1	3	2	12	20							44
2055	DOLORES RE-4A	2208	DOLORES HIGH SCHOOL	12TH	0	0	0	0	0	0	0	1	4	20	26						51
2055	DOLORES RE-4A	2208	DOLORES HIGH SCHOOL	SCHOOL 1	9	6	0	9	0	1	11	11	71	99							210
2055	DOLORES RE-4A	8500	TEDDY BEAR PRESCHOOL	PK	1	2	0	0	0	1	0	2	2	19	49						49
2055	DOLORES RE-4A	8500	TEDDY BEAR PRESCHOOL	SCHOOL 1	1	2	0	0	0	0	2	2	22	19							49
2055	DOLORES RE-4A		DISTRICT TOTAL		16	25	3	5	5	3	29	39	295	314							734
2070	MANCOS RE-6	5446	MANCOS ELEMENTARY SCHOOL	PK	1	0	0	0	0	0	0	1	2	5	5						14
2070	MANCOS RE-6	5446	MANCOS ELEMENTARY SCHOOL	KINDERG	2	1	0	0	0	1	0	6	10	14							35
2070	MANCOS RE-6	5446	MANCOS ELEMENTARY SCHOOL	1ST	0	3	0	0	0	0	2	1	4	11	21						21
2070	MANCOS RE-6	5446	MANCOS ELEMENTARY SCHOOL	2ND	3	0	0	0	0	0	0	3	11	13							30
2070	MANCOS RE-6	5446	MANCOS ELEMENTARY SCHOOL	3RD	0	0	0	0	0	0	1	4	10	12							30
2070	MANCOS RE-6	5446	MANCOS ELEMENTARY SCHOOL	4TH	1	2	0	0	0	0	2	4	9	12							30
2070	MANCOS RE-6	5446	MANCOS ELEMENTARY SCHOOL	5TH	2	0	0	0	0	0	1	3	15	8							31
2070	MANCOS RE-6	5446	MANCOS ELEMENTARY SCHOOL	SCHOOL 1	8	10	0	0	1	2	13	18	64	75							191
2070	MANCOS RE-6	5450	MANCOS MIDDLE SCHOOL	6TH	1	1	0	1	0	0	1	2	13	11							30
2070	MANCOS RE-6	5450	MANCOS MIDDLE SCHOOL	7TH	1	2	0	0	1	0	4	2	9	14							33
2070	MANCOS RE-6	5450	MANCOS MIDDLE SCHOOL	8TH	3	3	0	0	0	1	2	11	10								30
2070	MANCOS RE-6	5450	MANCOS MIDDLE SCHOOL	SCHOOL 1	5	6	0	1	1	0	6	6	33	35							93
2070	MANCOS RE-6	5452	MANCOS HIGH SCHOOL	9TH	0	2	0	1	0	0	2	5	15	14							39
2070	MANCOS RE-6	5452	MANCOS HIGH SCHOOL	10TH	1	0	0	0	0	1	4	0	16	12							34
2070	MANCOS RE-6	5452	MANCOS HIGH SCHOOL	11TH	1	0	1	0	0	0	2	0	8	12							24
2070	MANCOS RE-6	5452	MANCOS HIGH SCHOOL	12TH	1	0	0	0	0	0	1	3	6	11							23
2070	MANCOS RE-6	5452	MANCOS HIGH SCHOOL	SCHOOL 1	3	2	1	1	0	2	11	6	45	49							120
2070	MANCOS RE-6		DISTRICT TOTAL		16	18	1	2	2	4	30	30	142	159							404
2180	MONTRÓSE COUNTY RE-1J	0000	NOT IN A SCHOOL	7TH	0	0	0	0	0	0	0	0	0	1	1						1
2180	MONTRÓSE COUNTY RE-1J	0000	NOT IN A SCHOOL	8TH	0	0	0	0	0	0	0	0	0	1	1						1
2180	MONTRÓSE COUNTY RE-1J	0000	NOT IN A SCHOOL	9TH	0	0	0	0	0	0	0	1	0	0	1						1
2180	MONTRÓSE COUNTY RE-1J	0000	NOT IN A SCHOOL	10TH	0	0	0	0	0	0	0	0	0	2	2						2
2180	MONTRÓSE COUNTY RE-1J	0000	NOT IN A SCHOOL	11TH	0	0	0	0	0	0	0	1	0	0	1						1
2180	MONTRÓSE COUNTY RE-1J	0000	NOT IN A SCHOOL	SCHOOL 1	0	0	0	0	0	0	0	2	0	4	6						6
2180	MONTRÓSE COUNTY RE-1J	1392	CENTENNIAL MIDDLE SCHOOL	6TH	1	0	2	2	2	1	32	39	70	94							243
2180	MONTRÓSE COUNTY RE-1J	1392	CENTENNIAL MIDDLE SCHOOL	7TH	0	0	1	1	1	1	28	30	63	73							198
2180	MONTRÓSE COUNTY RE-1J	1392	CENTENNIAL MIDDLE SCHOOL	8TH	1	0	1	2	0	1	24	28	55	53							165
2180	MONTRÓSE COUNTY RE-1J	1392	CENTENNIAL MIDDLE SCHOOL	SCHOOL 1	2	0	4	5	3	3	84	97	188	220							606
2180	MONTRÓSE COUNTY RE-1J	1915	COTTONWOOD ELEMENTARY SCHOOL	HALF DAY	0	1	0	0	0	0	5	6	35	31							80
2180	MONTRÓSE COUNTY RE-1J	1915	COTTONWOOD ELEMENTARY SCHOOL	1ST	0	0	1	0	0	0	9	4	47	27							88
2180	MONTRÓSE COUNTY RE-1J	1915	COTTONWOOD ELEMENTARY SCHOOL	2ND	0	0	2	1	0	0	10	5	44	32							94
2180	MONTRÓSE COUNTY RE-1J	1915	COTTONWOOD ELEMENTARY SCHOOL	3RD	1	0	0	2	0	3	7	2	28	34							77
2180	MONTRÓSE COUNTY RE-1J	1915	COTTONWOOD ELEMENTARY SCHOOL	4TH	0	0	1	2	1	3	2	5	39	37							90
2180	MONTRÓSE COUNTY RE-1J	1915	COTTONWOOD ELEMENTARY SCHOOL	5TH	0	0	1	0	0	0	8	6	37	24							76
2180	MONTRÓSE COUNTY RE-1J	1915	COTTONWOOD ELEMENTARY SCHOOL	SCHOOL 1	1	1	6	5	2	6	41	28	230	185							505
2180	MONTRÓSE COUNTY RE-1J	2942	EARLY CHILDHOOD CENTER	PK	0	2	1	0	2	1	56	68	45	76							251
2180	MONTRÓSE COUNTY RE-1J	2942	EARLY CHILDHOOD CENTER	SCHOOL 1	0	2	1	0	2	1	56	68	45	76							251
2180	MONTRÓSE COUNTY RE-1J	4458	JOHNSON ELEMENTARY SCHOOL	HALF DAY	0	0	1	1	1	1	22	20	30	43							119
2180	MONTRÓSE COUNTY RE-1J	4458	JOHNSON ELEMENTARY SCHOOL	1ST	0	0	1	0	1	0	16	24	21	41							104
2180	MONTRÓSE COUNTY RE-1J	4458	JOHNSON ELEMENTARY SCHOOL	2ND	0	1	4	0	1	0	23	16	24	26							95

COLORADO DEPARTMENT OF EDUCATION
FALL 2007 PUPIL MEMBERSHIP BY DISTRICT, SCHOOL, GRADE, RACE/ETHNICITY, AND GENDER

District Code	DISTRICT	School Code	SCHOOL	GRADE	AMERICAN	AMERICAN	ASIAN OR	ASIAN OR	BLACK	BLACK (NOT	HISPANIC	HISPANIC	WHITE (NOT	WHITE (NOT	Total
					INDIAN OR ALASKAN NATIVE	INDIAN OR ALASKAN NATIVE	PACIFIC ISLANDER	PACIFIC ISLANDER	(NOT HISPANIC)	HISPANIC)			HISPANIC)	HISPANIC)	
2180	MONTROSE COUNTY RE-1J	4458	JOHNSON ELEMENTARY SCHOOL	3RD	0	0	0	1	0	1	16	9	24	17	68
2180	MONTROSE COUNTY RE-1J	4458	JOHNSON ELEMENTARY SCHOOL	4TH	0	0	2	0	0	13	28	22	33	98	
2180	MONTROSE COUNTY RE-1J	4458	JOHNSON ELEMENTARY SCHOOL	5TH	0	0	1	0	0	20	16	32	29	98	
2180	MONTROSE COUNTY RE-1J	4458	JOHNSON ELEMENTARY SCHOOL	SCHOOL 1	0	1	9	2	3	2	110	113	153	189	582
2180	MONTROSE COUNTY RE-1J	6054	COLUMBINE MIDDLE SCHOOL	6TH	1	1	0	1	1	0	17	17	58	63	159
2180	MONTROSE COUNTY RE-1J	6054	COLUMBINE MIDDLE SCHOOL	7TH	1	2	2	1	0	8	18	60	54	146	
2180	MONTROSE COUNTY RE-1J	6054	COLUMBINE MIDDLE SCHOOL	8TH	0	0	2	1	0	1	17	23	65	83	192
2180	MONTROSE COUNTY RE-1J	6054	COLUMBINE MIDDLE SCHOOL	SCHOOL 1	2	3	4	3	1	1	42	58	183	200	497
2180	MONTROSE COUNTY RE-1J	6058	MONTROSE HIGH SCHOOL	9TH	4	3	2	1	2	4	68	65	162	154	465
2180	MONTROSE COUNTY RE-1J	6058	MONTROSE HIGH SCHOOL	10TH	0	0	3	2	1	2	20	27	128	124	307
2180	MONTROSE COUNTY RE-1J	6058	MONTROSE HIGH SCHOOL	11TH	1	2	0	2	0	2	27	27	118	126	305
2180	MONTROSE COUNTY RE-1J	6058	MONTROSE HIGH SCHOOL	12TH	0	0	1	2	0	3	22	13	117	79	237
2180	MONTROSE COUNTY RE-1J	6058	MONTROSE HIGH SCHOOL	SCHOOL 1	5	5	6	7	3	11	137	132	525	483	1,314
2180	MONTROSE COUNTY RE-1J	6366	NORTHSIDE ELEMENTARY SCHOOL	HALF DAY	0	0	0	0	0	0	7	12	13	11	43
2180	MONTROSE COUNTY RE-1J	6366	NORTHSIDE ELEMENTARY SCHOOL	KINDERG/	0	0	0	1	0	1	8	11	2	5	28
2180	MONTROSE COUNTY RE-1J	6366	NORTHSIDE ELEMENTARY SCHOOL	1ST	0	0	0	0	1	0	16	21	17	21	76
2180	MONTROSE COUNTY RE-1J	6366	NORTHSIDE ELEMENTARY SCHOOL	2ND	0	1	0	0	0	0	16	19	7	15	58
2180	MONTROSE COUNTY RE-1J	6366	NORTHSIDE ELEMENTARY SCHOOL	3RD	0	0	0	1	0	0	15	21	26	11	74
2180	MONTROSE COUNTY RE-1J	6366	NORTHSIDE ELEMENTARY SCHOOL	4TH	0	2	0	0	0	0	9	12	13	23	59
2180	MONTROSE COUNTY RE-1J	6366	NORTHSIDE ELEMENTARY SCHOOL	5TH	1	0	1	0	0	0	12	14	14	23	65
2180	MONTROSE COUNTY RE-1J	6366	NORTHSIDE ELEMENTARY SCHOOL	SCHOOL 1	1	3	1	2	1	1	83	110	92	109	403
2180	MONTROSE COUNTY RE-1J	6466	OAK GROVE ELEMENTARY SCHOOL	HALF DAY	1	0	1	0	1	0	10	8	19	25	65
2180	MONTROSE COUNTY RE-1J	6466	OAK GROVE ELEMENTARY SCHOOL	1ST	0	0	1	0	0	2	16	13	17	26	75
2180	MONTROSE COUNTY RE-1J	6466	OAK GROVE ELEMENTARY SCHOOL	2ND	0	0	0	0	0	1	9	5	19	19	53
2180	MONTROSE COUNTY RE-1J	6466	OAK GROVE ELEMENTARY SCHOOL	3RD	0	0	0	0	0	0	13	6	20	18	57
2180	MONTROSE COUNTY RE-1J	6466	OAK GROVE ELEMENTARY SCHOOL	4TH	0	0	0	0	0	1	9	9	20	24	63
2180	MONTROSE COUNTY RE-1J	6466	OAK GROVE ELEMENTARY SCHOOL	5TH	0	0	0	0	0	1	6	10	26	20	63
2180	MONTROSE COUNTY RE-1J	6466	OAK GROVE ELEMENTARY SCHOOL	SCHOOL 1	1	0	2	0	1	5	63	51	121	132	376
2180	MONTROSE COUNTY RE-1J	6466	OLATHE ELEMENTARY SCHOOL	HALF DAY	1	0	0	0	0	2	19	15	17	19	73
2180	MONTROSE COUNTY RE-1J	6466	OLATHE ELEMENTARY SCHOOL	1ST	0	2	0	0	0	0	17	29	17	29	94
2180	MONTROSE COUNTY RE-1J	6466	OLATHE ELEMENTARY SCHOOL	2ND	0	0	0	1	0	0	23	24	23	21	92
2180	MONTROSE COUNTY RE-1J	6466	OLATHE ELEMENTARY SCHOOL	3RD	0	0	0	1	1	0	21	20	25	31	99
2180	MONTROSE COUNTY RE-1J	6466	OLATHE ELEMENTARY SCHOOL	4TH	0	1	0	0	1	0	23	19	25	27	96
2180	MONTROSE COUNTY RE-1J	6466	OLATHE ELEMENTARY SCHOOL	5TH	0	1	0	0	1	0	21	23	22	29	97
2180	MONTROSE COUNTY RE-1J	6466	OLATHE ELEMENTARY SCHOOL	SCHOOL 1	3	3	1	2	2	3	124	130	129	156	551
2180	MONTROSE COUNTY RE-1J	6490	OLATHE MIDDLE SCHOOL	6TH	1	0	0	0	0	0	18	16	31	24	90
2180	MONTROSE COUNTY RE-1J	6490	OLATHE MIDDLE SCHOOL	7TH	1	0	0	2	0	1	24	15	24	25	92
2180	MONTROSE COUNTY RE-1J	6490	OLATHE MIDDLE SCHOOL	8TH	0	0	0	0	0	0	19	19	20	32	90
2180	MONTROSE COUNTY RE-1J	6490	OLATHE MIDDLE SCHOOL	SCHOOL 1	2	0	0	2	0	1	61	50	75	81	272
2180	MONTROSE COUNTY RE-1J	6494	OLATHE HIGH SCHOOL	9TH	1	1	0	1	0	0	15	24	17	26	85
2180	MONTROSE COUNTY RE-1J	6494	OLATHE HIGH SCHOOL	10TH	0	2	0	0	1	0	14	15	30	33	95
2180	MONTROSE COUNTY RE-1J	6494	OLATHE HIGH SCHOOL	11TH	0	0	1	1	0	0	15	18	22	25	82
2180	MONTROSE COUNTY RE-1J	6494	OLATHE HIGH SCHOOL	12TH	0	1	3	1	0	0	14	11	24	33	87
2180	MONTROSE COUNTY RE-1J	6494	OLATHE HIGH SCHOOL	SCHOOL 1	1	4	4	3	1	0	58	68	93	117	349
2180	MONTROSE COUNTY RE-1J	6807	PASSAGE CHARTER SCHOOL	9TH	0	0	0	0	0	0	3	1	1	0	5
2180	MONTROSE COUNTY RE-1J	6807	PASSAGE CHARTER SCHOOL	10TH	0	0	0	0	0	0	5	0	1	0	6
2180	MONTROSE COUNTY RE-1J	6807	PASSAGE CHARTER SCHOOL	11TH	0	0	0	0	0	0	2	0	5	0	7
2180	MONTROSE COUNTY RE-1J	6807	PASSAGE CHARTER SCHOOL	12TH	0	0	0	0	0	0	2	0	4	0	6
2180	MONTROSE COUNTY RE-1J	6807	PASSAGE CHARTER SCHOOL	SCHOOL 1	0	0	0	0	0	0	12	1	11	0	24
2180	MONTROSE COUNTY RE-1J	7106	POMONA ELEMENTARY SCHOOL	HALF DAY	0	0	1	0	0	1	9	13	27	28	79
2180	MONTROSE COUNTY RE-1J	7106	POMONA ELEMENTARY SCHOOL	1ST	1	0	1	0	0	1	10	11	23	24	71
2180	MONTROSE COUNTY RE-1J	7106	POMONA ELEMENTARY SCHOOL	2ND	0	0	1	0	0	0	12	8	27	27	75
2180	MONTROSE COUNTY RE-1J	7106	POMONA ELEMENTARY SCHOOL	3RD	0	0	0	1	0	0	10	9	29	31	80
2180	MONTROSE COUNTY RE-1J	7106	POMONA ELEMENTARY SCHOOL	4TH	0	0	1	0	1	0	12	7	24	28	73
2180	MONTROSE COUNTY RE-1J	7106	POMONA ELEMENTARY SCHOOL	5TH	3	1	0	0	0	1	9	9	32	34	89
2180	MONTROSE COUNTY RE-1J	7106	POMONA ELEMENTARY SCHOOL	SCHOOL 1	4	1	4	1	3	62	57	162	172	467	
2180	MONTROSE COUNTY RE-1J	9149	VISTA CHARTER SCHOOL	9TH	0	0	0	0	0	0	0	0	0	1	1
2180	MONTROSE COUNTY RE-1J	9149	VISTA CHARTER SCHOOL	10TH	0	0	0	0	0	1	4	4	8	13	30
2180	MONTROSE COUNTY RE-1J	9149	VISTA CHARTER SCHOOL	11TH	0	0	0	0	0	0	9	5	17	24	55
2180	MONTROSE COUNTY RE-1J	9149	VISTA CHARTER SCHOOL	12TH	0	0	0	0	0	0	14	13	27	31	85
2180	MONTROSE COUNTY RE-1J	9149	VISTA CHARTER SCHOOL	SCHOOL 1	0	0	0	0	1	27	22	52	69	171	
2180	MONTROSE COUNTY RE-1J		DISTRICT TOTAL		20	23	42	32	20	38	960	987	2,059	2,193	6,374
2190	WEST END RE-2	6196	NATURITA ELEMENTARY SCHOOL	PK	0	0	0	0	0	0	2	1	11	21	35
2190	WEST END RE-2	6196	NATURITA ELEMENTARY SCHOOL	HALF DAY	0	0	0	0	0	1	2	3	10	7	23
2190	WEST END RE-2	6196	NATURITA ELEMENTARY SCHOOL	1ST	0	0	1	0	0	0	1	1	7	8	18
2190	WEST END RE-2	6196	NATURITA ELEMENTARY SCHOOL	2ND	0	0	0	0	0	0	1	0	9	6	16
2190	WEST END RE-2	6196	NATURITA ELEMENTARY SCHOOL	3RD	0	0	1	0	0	0	0	2	16	13	32

COLORADO DEPARTMENT OF EDUCATION
FALL 2007 PUPIL MEMBERSHIP BY DISTRICT, SCHOOL, GRADE, RACE/ETHNICITY, AND GENDER

District Code	DISTRICT	School Code	SCHOOL	GRADE	AMERICAN INDIAN OR ALASKAN NATIVE	AMERICAN INDIAN OR ALASKAN NATIVE	ASIAN OR PACIFIC ISLANDER	ASIAN OR PACIFIC ISLANDER	BLACK (NOT HISPANIC)	BLACK (NOT HISPANIC)	HISPANIC	HISPANIC	WHITE (NOT HISPANIC)	WHITE (NOT HISPANIC)	Total	
					FEMALE	MALE	FEMALE	MALE	FEMALE	MALE	FEMALE	MALE	FEMALE	MALE		FEMALE
2190	WEST END RE-2	6196	NATURITA ELEMENTARY SCHOOL	4TH	0	0	0	0	0	0	1	0	12	8	21	
2190	WEST END RE-2	6196	NATURITA ELEMENTARY SCHOOL	5TH	0	0	0	0	0	3	1	12	6	22		
2190	WEST END RE-2	6196	NATURITA ELEMENTARY SCHOOL	6TH	0	0	0	0	0	1	2	14	4	21		
2190	WEST END RE-2	6196	NATURITA ELEMENTARY SCHOOL	SCHOOL 1	0	0	2	0	0	1	11	10	91	73	188	
2190	WEST END RE-2	6436	NUCLA JUNIOR/SENIOR HIGH SCHOOL	7TH	0	1	0	0	0	0	1	14	11	27		
2190	WEST END RE-2	6436	NUCLA JUNIOR/SENIOR HIGH SCHOOL	8TH	0	0	0	0	0	1	0	6	7	14		
2190	WEST END RE-2	6436	NUCLA JUNIOR/SENIOR HIGH SCHOOL	9TH	1	1	0	0	0	1	1	0	9	11	24	
2190	WEST END RE-2	6436	NUCLA JUNIOR/SENIOR HIGH SCHOOL	10TH	0	0	1	0	0	0	2	9	8	20		
2190	WEST END RE-2	6436	NUCLA JUNIOR/SENIOR HIGH SCHOOL	11TH	0	0	0	1	0	0	0	7	6	14		
2190	WEST END RE-2	6436	NUCLA JUNIOR/SENIOR HIGH SCHOOL	12TH	1	0	0	0	0	0	3	6	4	14		
2190	WEST END RE-2	6436	NUCLA JUNIOR/SENIOR HIGH SCHOOL	SCHOOL 1	2	2	1	1	1	2	6	51	47	113		
2190	WEST END RE-2	6718	PARADOX VALLEY CHARTER SCHOOL	PK	0	0	0	0	0	1	0	1	3	5		
2190	WEST END RE-2	6718	PARADOX VALLEY CHARTER SCHOOL	KINDERG/	0	0	0	0	0	1	0	0	0	1		
2190	WEST END RE-2	6718	PARADOX VALLEY CHARTER SCHOOL	1ST	0	0	0	0	0	0	0	2	0	2		
2190	WEST END RE-2	6718	PARADOX VALLEY CHARTER SCHOOL	2ND	0	0	0	0	1	0	0	0	2	3		
2190	WEST END RE-2	6718	PARADOX VALLEY CHARTER SCHOOL	3RD	0	0	0	0	0	0	0	4	1	5		
2190	WEST END RE-2	6718	PARADOX VALLEY CHARTER SCHOOL	4TH	0	0	0	0	0	0	0	2	2	4		
2190	WEST END RE-2	6718	PARADOX VALLEY CHARTER SCHOOL	5TH	0	0	0	0	0	0	0	1	4	5		
2190	WEST END RE-2	6718	PARADOX VALLEY CHARTER SCHOOL	6TH	0	0	0	0	0	0	0	1	2	3		
2190	WEST END RE-2	6718	PARADOX VALLEY CHARTER SCHOOL	7TH	0	0	0	0	1	0	1	2	0	4		
2190	WEST END RE-2	6718	PARADOX VALLEY CHARTER SCHOOL	8TH	0	0	0	0	0	0	0	0	2	2		
2190	WEST END RE-2	6718	PARADOX VALLEY CHARTER SCHOOL	SCHOOL 1	0	0	0	0	2	1	1	13	16	34		
2190	WEST END RE-2		DISTRICT TOTAL		2	2	3	1	2	3	14	17	155	136	335	
2395	BRUSH RE-2(J)	1094	BRUSH MIDDLE SCHOOL	6TH	0	0	0	0	0	0	34	28	30	28	120	
2395	BRUSH RE-2(J)	1094	BRUSH MIDDLE SCHOOL	7TH	0	0	0	0	2	1	22	26	27	25	103	
2395	BRUSH RE-2(J)	1094	BRUSH MIDDLE SCHOOL	8TH	2	2	1	0	2	1	22	25	29	28	110	
2395	BRUSH RE-2(J)	1094	BRUSH MIDDLE SCHOOL	SCHOOL 1	0	1	1	0	4	2	78	79	86	81	333	
2395	BRUSH RE-2(J)	1096	BRUSH HIGH SCHOOL	9TH	0	1	0	0	1	0	24	33	47	34	140	
2395	BRUSH RE-2(J)	1096	BRUSH HIGH SCHOOL	10TH	0	0	0	1	0	1	17	27	34	29	109	
2395	BRUSH RE-2(J)	1096	BRUSH HIGH SCHOOL	11TH	0	1	1	1	0	0	19	18	30	38	108	
2395	BRUSH RE-2(J)	1096	BRUSH HIGH SCHOOL	12TH	1	1	1	1	2	2	22	25	19	31	103	
2395	BRUSH RE-2(J)	1096	BRUSH HIGH SCHOOL	SCHOOL 1	1	3	2	2	2	3	82	103	130	132	460	
2395	BRUSH RE-2(J)	1438	BEAVER VALLEY ELEMENTARY SCHOOL	3RD	0	1	0	0	0	2	28	20	27	30	108	
2395	BRUSH RE-2(J)	1438	BEAVER VALLEY ELEMENTARY SCHOOL	4TH	0	0	0	0	2	1	20	25	26	28	102	
2395	BRUSH RE-2(J)	1438	BEAVER VALLEY ELEMENTARY SCHOOL	5TH	0	0	0	0	0	1	21	30	41	31	124	
2395	BRUSH RE-2(J)	1438	BEAVER VALLEY ELEMENTARY SCHOOL	SCHOOL 1	0	1	0	0	4	2	69	75	94	89	334	
2395	BRUSH RE-2(J)	8832	THOMSON PRIMARY SCHOOL	PK	0	0	0	0	0	0	9	9	21	29	68	
2395	BRUSH RE-2(J)	8832	THOMSON PRIMARY SCHOOL	HALF DAY	0	0	1	1	0	0	22	25	38	35	122	
2395	BRUSH RE-2(J)	8832	THOMSON PRIMARY SCHOOL	1ST	1	0	1	0	0	0	19	27	28	29	105	
2395	BRUSH RE-2(J)	8832	THOMSON PRIMARY SCHOOL	2ND	0	0	0	0	0	1	28	33	31	37	130	
2395	BRUSH RE-2(J)	8832	THOMSON PRIMARY SCHOOL	SCHOOL 1	1	0	2	1	0	1	78	94	118	130	425	
2395	BRUSH RE-2(J)		DISTRICT TOTAL		2	6	5	3	10	8	307	351	428	432	1,552	
2405	FORT MORGAN RE-3	0492	BAKER CENTRAL SCHOOL	5TH	1	2	0	0	2	1	84	62	41	45	238	
2405	FORT MORGAN RE-3	0492	BAKER CENTRAL SCHOOL	6TH	1	0	0	1	2	0	57	54	43	52	210	
2405	FORT MORGAN RE-3	0492	BAKER CENTRAL SCHOOL	SCHOOL 1	2	2	0	1	4	1	141	116	84	97	448	
2405	FORT MORGAN RE-3	1850	COLUMBINE ELEMENTARY SCHOOL	1ST	0	0	0	0	2	0	23	39	18	22	104	
2405	FORT MORGAN RE-3	1850	COLUMBINE ELEMENTARY SCHOOL	2ND	0	0	0	0	0	0	17	30	14	20	81	
2405	FORT MORGAN RE-3	1850	COLUMBINE ELEMENTARY SCHOOL	3RD	0	0	0	0	1	0	25	27	20	15	88	
2405	FORT MORGAN RE-3	1850	COLUMBINE ELEMENTARY SCHOOL	4TH	0	0	0	0	0	0	16	29	16	20	81	
2405	FORT MORGAN RE-3	1850	COLUMBINE ELEMENTARY SCHOOL	SCHOOL 1	0	0	0	0	3	0	81	125	68	77	354	
2405	FORT MORGAN RE-3	3074	FORT MORGAN MIDDLE SCHOOL	7TH	0	0	1	0	2	1	63	64	54	44	229	
2405	FORT MORGAN RE-3	3074	FORT MORGAN MIDDLE SCHOOL	8TH	0	0	0	0	0	0	67	69	56	54	246	
2405	FORT MORGAN RE-3	3074	FORT MORGAN MIDDLE SCHOOL	SCHOOL 1	0	1	0	1	0	2	130	133	110	98	475	
2405	FORT MORGAN RE-3	3078	FORT MORGAN HIGH SCHOOL	9TH	1	1	0	0	0	4	61	64	37	50	218	
2405	FORT MORGAN RE-3	3078	FORT MORGAN HIGH SCHOOL	10TH	2	0	0	0	1	3	58	60	46	50	220	
2405	FORT MORGAN RE-3	3078	FORT MORGAN HIGH SCHOOL	11TH	2	0	2	1	0	3	38	45	35	58	184	
2405	FORT MORGAN RE-3	3078	FORT MORGAN HIGH SCHOOL	12TH	1	0	0	0	0	2	46	34	44	51	178	
2405	FORT MORGAN RE-3	3078	FORT MORGAN HIGH SCHOOL	SCHOOL 1	6	1	2	1	1	12	203	203	162	209	800	
2405	FORT MORGAN RE-3	3620	GREEN ACRES ELEMENTARY SCHOOL	1ST	0	0	0	0	0	0	19	17	16	25	77	
2405	FORT MORGAN RE-3	3620	GREEN ACRES ELEMENTARY SCHOOL	2ND	0	0	1	0	1	1	11	16	17	26	73	
2405	FORT MORGAN RE-3	3620	GREEN ACRES ELEMENTARY SCHOOL	3RD	0	0	1	0	0	0	15	17	17	23	73	
2405	FORT MORGAN RE-3	3620	GREEN ACRES ELEMENTARY SCHOOL	4TH	1	0	0	0	1	0	17	18	9	19	65	
2405	FORT MORGAN RE-3	3620	GREEN ACRES ELEMENTARY SCHOOL	SCHOOL 1	1	0	2	0	2	1	62	68	59	93	288	
2405	FORT MORGAN RE-3	5180	LINCOLN HIGH SCHOOL	9TH	0	0	0	0	0	0	0	0	1	0	1	
2405	FORT MORGAN RE-3	5180	LINCOLN HIGH SCHOOL	10TH	0	0	0	0	0	0	3	0	2	0	5	
2405	FORT MORGAN RE-3	5180	LINCOLN HIGH SCHOOL	11TH	0	0	0	0	0	0	4	2	2	5	13	
2405	FORT MORGAN RE-3	5180	LINCOLN HIGH SCHOOL	12TH	1	0	0	0	0	0	8	4	8	8	29	

COLORADO DEPARTMENT OF EDUCATION
 FALL 2007 PUPIL MEMBERSHIP BY DISTRICT, SCHOOL, GRADE, RACE/ETHNICITY, AND GENDER

District Code	DISTRICT	School Code	SCHOOL	GRADE	AMERICAN INDIAN OR ALASKAN NATIVE		AMERICAN INDIAN OR ALASKAN NATIVE		ASIAN OR PACIFIC ISLANDER		ASIAN OR PACIFIC ISLANDER		BLACK (NOT HISPANIC)		BLACK (NOT HISPANIC)		WHITE (NOT HISPANIC)		WHITE (NOT HISPANIC)		Total
					Female	Male	Female	Male	Female	Male	Female	Male	Female	Male	Female	Male	Female	Male	Female	Male	
2405	FORT MORGAN RE-3	5180	LINCOLN HIGH SCHOOL	SCHOOL 1	1	0	0	0	0	0	0	0	0	0	15	6	13	13	48		
2405	FORT MORGAN RE-3	6954	PIONEER ELEMENTARY SCHOOL	1ST	0	0	0	0	1	0	4	37	33	8	15	98					
2405	FORT MORGAN RE-3	6954	PIONEER ELEMENTARY SCHOOL	2ND	0	0	0	0	0	0	0	16	37	10	10	73					
2405	FORT MORGAN RE-3	6954	PIONEER ELEMENTARY SCHOOL	3RD	0	0	0	0	1	0	1	34	35	10	11	92					
2405	FORT MORGAN RE-3	6954	PIONEER ELEMENTARY SCHOOL	4TH	0	0	0	0	0	0	0	33	23	10	12	78					
2405	FORT MORGAN RE-3	6954	PIONEER ELEMENTARY SCHOOL	SCHOOL 1	0	0	0	0	2	0	5	120	128	38	48	341					
2405	FORT MORGAN RE-3	7856	SHERMAN EARLY CHILDHOOD CENTER	PK	0	0	0	0	1	1	0	31	36	23	34	126					
2405	FORT MORGAN RE-3	7856	SHERMAN EARLY CHILDHOOD CENTER	KINDERG/	2	0	0	0	0	0	0	73	74	38	50	237					
2405	FORT MORGAN RE-3	7856	SHERMAN EARLY CHILDHOOD CENTER	SCHOOL 1	2	0	0	0	1	1	0	104	110	61	84	363					
2405	FORT MORGAN RE-3		DISTRICT TOTAL		12	3	5	5	13	20	856	889	595	719	3,117						
2505	WELDON VALLEY RE-20(J)	9352	WELDON VALLEY ELEMENTARY SCHOOL	PK	0	0	0	0	0	0	1	0	0	7	9	17					
2505	WELDON VALLEY RE-20(J)	9352	WELDON VALLEY ELEMENTARY SCHOOL	KINDERG/	0	0	0	0	0	0	2	0	4	5	11						
2505	WELDON VALLEY RE-20(J)	9352	WELDON VALLEY ELEMENTARY SCHOOL	1ST	0	0	0	0	0	0	1	0	9	7	17						
2505	WELDON VALLEY RE-20(J)	9352	WELDON VALLEY ELEMENTARY SCHOOL	2ND	0	0	0	0	0	0	2	1	8	5	16						
2505	WELDON VALLEY RE-20(J)	9352	WELDON VALLEY ELEMENTARY SCHOOL	3RD	0	0	0	0	0	0	0	1	6	9	16						
2505	WELDON VALLEY RE-20(J)	9352	WELDON VALLEY ELEMENTARY SCHOOL	4TH	0	0	0	0	0	0	1	1	11	7	20						
2505	WELDON VALLEY RE-20(J)	9352	WELDON VALLEY ELEMENTARY SCHOOL	5TH	0	0	1	0	0	0	1	0	6	7	15						
2505	WELDON VALLEY RE-20(J)	9352	WELDON VALLEY ELEMENTARY SCHOOL	6TH	0	0	0	0	0	0	1	1	5	6	13						
2505	WELDON VALLEY RE-20(J)	9352	WELDON VALLEY ELEMENTARY SCHOOL	SCHOOL 1	0	0	1	0	0	0	9	4	56	55	125						
2505	WELDON VALLEY RE-20(J)	9356	WELDON VALLEY JUNIOR HIGH SCHOOL	7TH	0	0	0	0	0	0	0	2	16	4	22						
2505	WELDON VALLEY RE-20(J)	9356	WELDON VALLEY JUNIOR HIGH SCHOOL	8TH	0	1	0	0	0	0	0	0	7	8	16						
2505	WELDON VALLEY RE-20(J)	9356	WELDON VALLEY JUNIOR HIGH SCHOOL	SCHOOL 1	0	1	0	0	0	0	0	2	23	12	38						
2505	WELDON VALLEY RE-20(J)	9360	WELDON VALLEY HIGH SCHOOL	9TH	0	0	0	0	0	0	0	3	5	5	13						
2505	WELDON VALLEY RE-20(J)	9360	WELDON VALLEY HIGH SCHOOL	10TH	0	0	0	0	0	0	1	1	6	5	13						
2505	WELDON VALLEY RE-20(J)	9360	WELDON VALLEY HIGH SCHOOL	11TH	0	0	0	0	0	0	0	0	6	6	12						
2505	WELDON VALLEY RE-20(J)	9360	WELDON VALLEY HIGH SCHOOL	12TH	0	0	0	0	0	0	2	3	10	9	24						
2505	WELDON VALLEY RE-20(J)	9360	WELDON VALLEY HIGH SCHOOL	SCHOOL 1	0	0	0	0	0	0	3	7	27	25	62						
2505	WELDON VALLEY RE-20(J)		DISTRICT TOTAL		0	1	1	0	0	0	12	13	106	92	225						
2515	WIGGINS RE-50(J)	9576	WIGGINS ELEMENTARY SCHOOL	PK	1	0	0	0	0	0	0	12	5	24	17	59					
2515	WIGGINS RE-50(J)	9576	WIGGINS ELEMENTARY SCHOOL	KINDERG/	0	0	0	0	0	0	0	5	7	13	38						
2515	WIGGINS RE-50(J)	9576	WIGGINS ELEMENTARY SCHOOL	1ST	1	0	0	0	0	0	6	2	12	9	30						
2515	WIGGINS RE-50(J)	9576	WIGGINS ELEMENTARY SCHOOL	2ND	1	0	0	0	0	0	6	2	13	13	35						
2515	WIGGINS RE-50(J)	9576	WIGGINS ELEMENTARY SCHOOL	3RD	0	1	1	1	1	0	4	5	18	9	39						
2515	WIGGINS RE-50(J)	9576	WIGGINS ELEMENTARY SCHOOL	4TH	0	0	0	0	0	0	7	3	17	18	45						
2515	WIGGINS RE-50(J)	9576	WIGGINS ELEMENTARY SCHOOL	5TH	0	0	0	0	0	0	1	3	15	16	35						
2515	WIGGINS RE-50(J)	9576	WIGGINS ELEMENTARY SCHOOL	SCHOOL 1	3	1	1	1	1	0	41	27	112	95	281						
2515	WIGGINS RE-50(J)	9582	WIGGINS JUNIOR-SENIOR HIGH SCHOOL	6TH	0	0	0	0	0	0	2	11	10	22	45						
2515	WIGGINS RE-50(J)	9582	WIGGINS JUNIOR-SENIOR HIGH SCHOOL	7TH	0	0	0	0	0	0	6	4	8	15	33						
2515	WIGGINS RE-50(J)	9582	WIGGINS JUNIOR-SENIOR HIGH SCHOOL	8TH	0	1	1	0	0	0	9	6	17	20	54						
2515	WIGGINS RE-50(J)	9582	WIGGINS JUNIOR-SENIOR HIGH SCHOOL	9TH	0	0	1	0	0	0	7	2	9	19	38						
2515	WIGGINS RE-50(J)	9582	WIGGINS JUNIOR-SENIOR HIGH SCHOOL	10TH	0	0	0	1	0	0	3	10	18	25	57						
2515	WIGGINS RE-50(J)	9582	WIGGINS JUNIOR-SENIOR HIGH SCHOOL	11TH	0	0	0	0	0	0	3	4	20	18	45						
2515	WIGGINS RE-50(J)	9582	WIGGINS JUNIOR-SENIOR HIGH SCHOOL	12TH	1	0	1	0	1	0	1	4	15	11	33						
2515	WIGGINS RE-50(J)	9582	WIGGINS JUNIOR-SENIOR HIGH SCHOOL	SCHOOL 1	1	1	2	2	0	0	31	41	97	130	305						
2515	WIGGINS RE-50(J)		DISTRICT TOTAL		4	2	3	3	0	0	72	68	209	225	586						
2520	EAST OTERO R-1	4841	LA JUNTA INTERMEDIATE SCHOOL	3RD	1	1	1	0	0	0	30	31	13	15	92						
2520	EAST OTERO R-1	4841	LA JUNTA INTERMEDIATE SCHOOL	4TH	0	2	0	0	0	1	31	21	15	25	95						
2520	EAST OTERO R-1	4841	LA JUNTA INTERMEDIATE SCHOOL	5TH	2	2	1	1	1	1	20	33	18	33	111						
2520	EAST OTERO R-1	4841	LA JUNTA INTERMEDIATE SCHOOL	SCHOOL 1	3	5	2	1	1	1	81	85	46	73	298						
2520	EAST OTERO R-1	4842	LA JUNTA MIDDLE SCHOOL	6TH	0	0	3	2	1	0	22	29	15	17	89						
2520	EAST OTERO R-1	4842	LA JUNTA MIDDLE SCHOOL	7TH	1	0	0	0	1	0	30	24	27	25	108						
2520	EAST OTERO R-1	4842	LA JUNTA MIDDLE SCHOOL	8TH	1	2	1	0	1	0	36	25	19	24	109						
2520	EAST OTERO R-1	4842	LA JUNTA MIDDLE SCHOOL	SCHOOL 1	2	2	4	2	3	0	88	78	61	66	306						
2520	EAST OTERO R-1	4843	LA JUNTA PRIMARY SCHOOL	HALF DAY	0	1	0	0	0	1	3	44	32	21	116						
2520	EAST OTERO R-1	4843	LA JUNTA PRIMARY SCHOOL	1ST	0	0	1	0	0	2	32	38	14	14	101						
2520	EAST OTERO R-1	4843	LA JUNTA PRIMARY SCHOOL	2ND	0	1	1	0	1	0	30	30	20	18	101						
2520	EAST OTERO R-1	4843	LA JUNTA PRIMARY SCHOOL	SCHOOL 1	1	1	2	0	2	5	106	100	55	46	318						
2520	EAST OTERO R-1	4844	LA JUNTA HIGH SCHOOL	9TH	0	0	0	0	1	0	39	36	22	17	117						
2520	EAST OTERO R-1	4844	LA JUNTA HIGH SCHOOL	10TH	1	0	0	0	0	0	31	29	27	20	108						
2520	EAST OTERO R-1	4844	LA JUNTA HIGH SCHOOL	11TH	0	0	2	1	4	1	20	23	23	32	106						
2520	EAST OTERO R-1	4844	LA JUNTA HIGH SCHOOL	12TH	1	0	0	0	3	0	29	17	25	31	106						
2520	EAST OTERO R-1	4844	LA JUNTA HIGH SCHOOL	SCHOOL 1	3	1	2	1	8	1	119	105	97	100	437						
2520	EAST OTERO R-1	8849	TIGER LEARNING CENTER	9TH	0	0	0	0	0	0	1	0	0	0	1						
2520	EAST OTERO R-1	8849	TIGER LEARNING CENTER	10TH	0	0	0	0	0	0	1	1	0	1	3						
2520	EAST OTERO R-1	8849	TIGER LEARNING CENTER	11TH	0	1	0	0	0	0	2	5	1	4	13						
2520	EAST OTERO R-1	8849	TIGER LEARNING CENTER	12TH	0	0	0	0	0	0	2	4	0	0	6						
2520	EAST OTERO R-1	8849	TIGER LEARNING CENTER	SCHOOL 1	0	1	0	0	0	0	6	10	1	5	23						

COLORADO DEPARTMENT OF EDUCATION
FALL 2007 PUPIL MEMBERSHIP BY DISTRICT, SCHOOL, GRADE, RACE/ETHNICITY, AND GENDER

District Code	DISTRICT	School Code	SCHOOL	GRADE	AMERICAN INDIAN OR ALASKAN NATIVE	AMERICAN INDIAN OR ALASKAN NATIVE	ASIAN OR PACIFIC ISLANDER	ASIAN OR PACIFIC ISLANDER	BLACK (NOT HISPANIC)	BLACK (NOT HISPANIC)	HISPANIC	HISPANIC	WHITE (NOT HISPANIC)	WHITE (NOT HISPANIC)	Total
					FEMALE	MALE	FEMALE	MALE	FEMALE	MALE	FEMALE	MALE	FEMALE	MALE	
2520	EAST OTERO R-1		DISTRICT TOTAL		9	10	10	4	14	7	400	378	260	290	1,382
2530	ROCKY FORD R-2	4418	JEFFERSON MIDDLE SCHOOL	6TH	0	0	0	0	1	0	22	22	10	2	57
2530	ROCKY FORD R-2	4418	JEFFERSON MIDDLE SCHOOL	7TH	0	1	0	0	0	0	22	29	3	10	65
2530	ROCKY FORD R-2	4418	JEFFERSON MIDDLE SCHOOL	8TH	0	0	0	2	0	1	32	20	7	5	67
2530	ROCKY FORD R-2	4418	JEFFERSON MIDDLE SCHOOL	SCHOOL 1	0	1	0	2	1	1	76	71	20	17	189
2530	ROCKY FORD R-2	5114	LIBERTY ELEMENTARY SCHOOL	3RD	0	0	0	0	0	1	21	25	5	10	62
2530	ROCKY FORD R-2	5114	LIBERTY ELEMENTARY SCHOOL	4TH	0	1	0	0	0	0	16	21	7	12	57
2530	ROCKY FORD R-2	5114	LIBERTY ELEMENTARY SCHOOL	5TH	0	0	1	1	0	0	18	27	6	7	60
2530	ROCKY FORD R-2	5114	LIBERTY ELEMENTARY SCHOOL	SCHOOL 1	0	1	1	1	0	1	55	73	18	29	179
2530	ROCKY FORD R-2	7442	ROCKY FORD HIGH SCHOOL	9TH	0	0	0	1	0	0	22	16	9	8	56
2530	ROCKY FORD R-2	7442	ROCKY FORD HIGH SCHOOL	10TH	0	0	0	2	0	1	20	18	6	12	59
2530	ROCKY FORD R-2	7442	ROCKY FORD HIGH SCHOOL	11TH	0	1	1	1	0	0	18	10	6	9	46
2530	ROCKY FORD R-2	7442	ROCKY FORD HIGH SCHOOL	12TH	0	0	2	0	0	0	19	21	8	11	61
2530	ROCKY FORD R-2	7442	ROCKY FORD HIGH SCHOOL	SCHOOL 1	0	1	3	4	0	1	79	65	29	40	222
2530	ROCKY FORD R-2	9264	WASHINGTON PRIMARY SCHOOL	PK	0	0	0	0	0	0	17	17	11	7	52
2530	ROCKY FORD R-2	9264	WASHINGTON PRIMARY SCHOOL	KINDERG/	0	1	0	0	0	0	15	35	4	12	67
2530	ROCKY FORD R-2	9264	WASHINGTON PRIMARY SCHOOL	1ST	0	0	0	2	0	1	24	25	9	12	73
2530	ROCKY FORD R-2	9264	WASHINGTON PRIMARY SCHOOL	2ND	0	0	0	0	0	0	20	23	10	15	68
2530	ROCKY FORD R-2	9264	WASHINGTON PRIMARY SCHOOL	SCHOOL 1	0	1	0	2	0	1	76	100	34	46	260
2530	ROCKY FORD R-2		DISTRICT TOTAL		0	4	4	9	1	4	286	309	101	132	850
2535	MANZANOLA 3J	5498	MANZANOLA ELEMENTARY SCHOOL	KINDERG/	0	0	0	0	1	0	4	5	0	0	10
2535	MANZANOLA 3J	5498	MANZANOLA ELEMENTARY SCHOOL	1ST	0	0	0	0	0	0	4	4	3	3	14
2535	MANZANOLA 3J	5498	MANZANOLA ELEMENTARY SCHOOL	2ND	0	0	0	0	0	0	7	7	2	1	18
2535	MANZANOLA 3J	5498	MANZANOLA ELEMENTARY SCHOOL	3RD	0	0	0	0	0	0	6	7	4	2	19
2535	MANZANOLA 3J	5498	MANZANOLA ELEMENTARY SCHOOL	4TH	0	0	0	0	0	0	5	4	2	2	13
2535	MANZANOLA 3J	5498	MANZANOLA ELEMENTARY SCHOOL	5TH	0	0	0	0	0	0	5	5	2	0	13
2535	MANZANOLA 3J	5498	MANZANOLA ELEMENTARY SCHOOL	6TH	0	0	0	0	0	0	6	7	2	6	21
2535	MANZANOLA 3J	5498	MANZANOLA ELEMENTARY SCHOOL	SCHOOL 1	1	0	0	0	1	0	37	39	15	14	108
2535	MANZANOLA 3J	5506	MANZANOLA JUNIOR-SENIOR HIGH SCHOOL	7TH	1	0	0	0	0	0	3	4	2	4	14
2535	MANZANOLA 3J	5506	MANZANOLA JUNIOR-SENIOR HIGH SCHOOL	8TH	0	0	0	0	0	0	7	9	3	4	23
2535	MANZANOLA 3J	5506	MANZANOLA JUNIOR-SENIOR HIGH SCHOOL	9TH	0	0	0	0	1	0	5	8	4	6	24
2535	MANZANOLA 3J	5506	MANZANOLA JUNIOR-SENIOR HIGH SCHOOL	10TH	0	0	0	0	0	0	5	8	6	2	23
2535	MANZANOLA 3J	5506	MANZANOLA JUNIOR-SENIOR HIGH SCHOOL	11TH	0	0	0	0	0	0	7	3	2	2	14
2535	MANZANOLA 3J	5506	MANZANOLA JUNIOR-SENIOR HIGH SCHOOL	12TH	0	0	0	0	0	0	4	6	2	1	13
2535	MANZANOLA 3J	5506	MANZANOLA JUNIOR-SENIOR HIGH SCHOOL	SCHOOL 1	0	2	0	0	1	0	31	38	19	19	111
2535	MANZANOLA 3J		DISTRICT TOTAL		2	3	0	0	2	0	68	77	34	33	219
2540	FOWLER R-4J	0056	FOWLER ELEMENTARY SCHOOL	KINDERG/	0	0	0	0	0	0	2	3	15	7	27
2540	FOWLER R-4J	0056	FOWLER ELEMENTARY SCHOOL	1ST	0	0	0	0	0	0	5	0	15	9	29
2540	FOWLER R-4J	0056	FOWLER ELEMENTARY SCHOOL	2ND	0	0	0	0	0	0	3	2	15	17	37
2540	FOWLER R-4J	0056	FOWLER ELEMENTARY SCHOOL	3RD	0	0	0	0	0	0	4	3	16	15	38
2540	FOWLER R-4J	0056	FOWLER ELEMENTARY SCHOOL	4TH	0	0	0	0	0	0	3	3	7	11	24
2540	FOWLER R-4J	0056	FOWLER ELEMENTARY SCHOOL	5TH	0	0	0	0	0	0	1	3	11	17	32
2540	FOWLER R-4J	0056	FOWLER ELEMENTARY SCHOOL	6TH	0	0	0	0	0	0	5	2	12	15	34
2540	FOWLER R-4J	0056	FOWLER ELEMENTARY SCHOOL	SCHOOL 1	0	0	0	0	0	0	23	16	91	91	221
2540	FOWLER R-4J	3130	FOWLER JUNIOR HIGH SCHOOL	7TH	0	0	0	0	0	0	2	2	8	10	22
2540	FOWLER R-4J	3130	FOWLER JUNIOR HIGH SCHOOL	8TH	0	0	0	0	0	0	0	1	19	15	35
2540	FOWLER R-4J	3130	FOWLER JUNIOR HIGH SCHOOL	SCHOOL 1	0	0	0	0	0	0	2	3	27	25	57
2540	FOWLER R-4J	3134	FOWLER HIGH SCHOOL	9TH	0	0	0	0	0	0	4	4	14	11	33
2540	FOWLER R-4J	3134	FOWLER HIGH SCHOOL	10TH	0	0	0	0	0	0	2	4	11	11	28
2540	FOWLER R-4J	3134	FOWLER HIGH SCHOOL	11TH	0	0	0	0	0	0	1	3	6	11	21
2540	FOWLER R-4J	3134	FOWLER HIGH SCHOOL	12TH	0	0	0	0	0	0	3	1	8	16	28
2540	FOWLER R-4J	3134	FOWLER HIGH SCHOOL	SCHOOL 1	0	0	0	0	0	0	10	12	39	49	110
2540	FOWLER R-4J		DISTRICT TOTAL		0	0	0	0	0	0	35	31	157	165	388
2560	CHERAW 31	1538	CHERAW ELEMENTARY SCHOOL	PK	0	0	0	0	0	0	2	1	3	4	10
2560	CHERAW 31	1538	CHERAW ELEMENTARY SCHOOL	KINDERG/	0	0	0	0	0	0	1	4	4	3	12
2560	CHERAW 31	1538	CHERAW ELEMENTARY SCHOOL	1ST	0	0	0	0	0	0	3	2	7	2	14
2560	CHERAW 31	1538	CHERAW ELEMENTARY SCHOOL	2ND	0	0	0	0	0	0	2	1	5	4	12
2560	CHERAW 31	1538	CHERAW ELEMENTARY SCHOOL	3RD	0	0	0	0	0	0	3	1	2	6	12
2560	CHERAW 31	1538	CHERAW ELEMENTARY SCHOOL	4TH	0	0	0	0	0	0	3	2	10	6	21
2560	CHERAW 31	1538	CHERAW ELEMENTARY SCHOOL	5TH	0	0	0	0	0	0	2	2	8	8	20
2560	CHERAW 31	1538	CHERAW ELEMENTARY SCHOOL	SCHOOL 1	0	0	0	0	0	0	16	13	39	33	101
2560	CHERAW 31	1546	CHERAW HIGH SCHOOL	9TH	0	0	0	0	0	0	0	0	6	4	10
2560	CHERAW 31	1546	CHERAW HIGH SCHOOL	10TH	0	0	0	0	0	0	1	2	6	4	13
2560	CHERAW 31	1546	CHERAW HIGH SCHOOL	11TH	0	0	0	0	0	0	1	1	4	5	11
2560	CHERAW 31	1546	CHERAW HIGH SCHOOL	12TH	0	1	0	0	0	0	2	0	5	10	18
2560	CHERAW 31	1546	CHERAW HIGH SCHOOL	SCHOOL 1	0	1	0	0	0	0	4	3	21	23	52
2560	CHERAW 31	1548	CHERAW MIDDLE SCHOOL	6TH	0	0	0	0	0	0	0	0	3	5	8

COLORADO DEPARTMENT OF EDUCATION
FALL 2007 PUPIL MEMBERSHIP BY DISTRICT, SCHOOL, GRADE, RACE/ETHNICITY, AND GENDER

District Code	DISTRICT	School Code	SCHOOL	GRADE	AMERICAN INDIAN OR ALASKAN NATIVE		ASIAN OR PACIFIC ISLANDER		BLACK (NOT HISPANIC)		HISPANIC		WHITE (NOT HISPANIC)		Total
					FEMALE	MALE	FEMALE	MALE	FEMALE	MALE	FEMALE	MALE	FEMALE	MALE	
2560	CHERAW 31	1548	CHERAW MIDDLE SCHOOL	7TH	0	0	0	0	0	0	2	3	4	6	15
2560	CHERAW 31	1548	CHERAW MIDDLE SCHOOL	8TH	0	0	0	0	1	0	2	1	7	10	21
2560	CHERAW 31	1548	CHERAW MIDDLE SCHOOL	SCHOOL 1	0	0	0	0	1	0	4	4	14	21	44
2560	CHERAW 31		DISTRICT TOTAL		0	1	0	0	1	0	24	20	74	77	197
2570	SWINK 33	8452	SWINK ELEMENTARY SCHOOL	HALF DAY	0	0	0	0	0	0	3	6	8	7	24
2570	SWINK 33	8452	SWINK ELEMENTARY SCHOOL	1ST	0	0	0	1	0	0	2	3	16	10	32
2570	SWINK 33	8452	SWINK ELEMENTARY SCHOOL	2ND	0	0	0	1	0	0	5	4	6	4	20
2570	SWINK 33	8452	SWINK ELEMENTARY SCHOOL	3RD	0	0	1	0	0	0	2	5	12	13	33
2570	SWINK 33	8452	SWINK ELEMENTARY SCHOOL	4TH	0	0	1	1	0	0	1	3	11	12	29
2570	SWINK 33	8452	SWINK ELEMENTARY SCHOOL	5TH	0	0	0	0	0	0	5	6	7	7	25
2570	SWINK 33	8452	SWINK ELEMENTARY SCHOOL	6TH	0	0	0	1	1	0	6	5	8	14	35
2570	SWINK 33	8452	SWINK ELEMENTARY SCHOOL	SCHOOL 1	0	0	2	4	1	0	24	32	68	67	198
2570	SWINK 33	8456	SWINK JUNIOR-SENIOR HIGH SCHOOL	7TH	0	0	1	0	1	0	1	6	7	12	28
2570	SWINK 33	8456	SWINK JUNIOR-SENIOR HIGH SCHOOL	8TH	0	0	0	0	1	0	2	4	18	11	36
2570	SWINK 33	8456	SWINK JUNIOR-SENIOR HIGH SCHOOL	9TH	0	0	0	0	0	0	5	2	13	12	32
2570	SWINK 33	8456	SWINK JUNIOR-SENIOR HIGH SCHOOL	10TH	0	0	0	0	0	0	0	5	12	13	30
2570	SWINK 33	8456	SWINK JUNIOR-SENIOR HIGH SCHOOL	11TH	0	0	0	0	0	0	4	3	7	12	26
2570	SWINK 33	8456	SWINK JUNIOR-SENIOR HIGH SCHOOL	12TH	0	0	0	0	0	0	1	2	7	9	19
2570	SWINK 33	8456	SWINK JUNIOR-SENIOR HIGH SCHOOL	SCHOOL 1	0	0	1	0	0	0	13	22	64	69	171
2570	SWINK 33		DISTRICT TOTAL		0	0	3	4	3	0	37	54	132	136	369
2580	OURAY R-1	6596	OURAY ELEMENTARY SCHOOL	PK	0	0	0	0	1	0	0	2	11	11	25
2580	OURAY R-1	6596	OURAY ELEMENTARY SCHOOL	KINDERG/	0	0	1	0	0	0	1	0	5	6	13
2580	OURAY R-1	6596	OURAY ELEMENTARY SCHOOL	1ST	1	0	0	0	0	1	1	0	7	7	17
2580	OURAY R-1	6596	OURAY ELEMENTARY SCHOOL	2ND	0	0	0	0	1	0	1	0	6	8	16
2580	OURAY R-1	6596	OURAY ELEMENTARY SCHOOL	3RD	0	0	1	0	0	0	1	1	11	8	22
2580	OURAY R-1	6596	OURAY ELEMENTARY SCHOOL	4TH	0	0	0	0	0	0	0	1	9	12	22
2580	OURAY R-1	6596	OURAY ELEMENTARY SCHOOL	5TH	0	0	0	0	0	0	1	1	4	4	10
2580	OURAY R-1	6596	OURAY ELEMENTARY SCHOOL	6TH	0	0	0	0	0	0	0	0	7	10	17
2580	OURAY R-1	6596	OURAY ELEMENTARY SCHOOL	SCHOOL 1	1	0	2	0	2	1	5	5	60	66	142
2580	OURAY R-1	6598	OURAY MIDDLE SCHOOL	7TH	0	0	0	0	1	0	3	1	3	5	13
2580	OURAY R-1	6598	OURAY MIDDLE SCHOOL	8TH	0	0	0	0	0	0	1	3	10	10	24
2580	OURAY R-1	6598	OURAY MIDDLE SCHOOL	SCHOOL 1	0	0	0	0	1	0	4	4	13	15	37
2580	OURAY R-1	6600	OURAY SENIOR HIGH SCHOOL	9TH	0	0	1	0	1	0	1	0	6	13	22
2580	OURAY R-1	6600	OURAY SENIOR HIGH SCHOOL	10TH	0	0	0	0	1	0	1	3	7	12	24
2580	OURAY R-1	6600	OURAY SENIOR HIGH SCHOOL	11TH	0	0	0	0	0	0	3	1	13	7	24
2580	OURAY R-1	6600	OURAY SENIOR HIGH SCHOOL	12TH	0	0	1	0	0	0	1	1	9	11	23
2580	OURAY R-1	6600	OURAY SENIOR HIGH SCHOOL	SCHOOL 1	0	0	2	0	2	0	6	5	35	43	93
2580	OURAY R-1		DISTRICT TOTAL		1	0	4	0	5	1	15	14	108	124	272
2590	RIDGWAY R-2	0000	NOT IN A SCHOOL	PK	0	0	0	0	0	0	0	0	0	1	1
2590	RIDGWAY R-2	0000	NOT IN A SCHOOL	SCHOOL 1	0	0	0	0	0	0	0	0	0	1	1
2590	RIDGWAY R-2	7342	RIDGWAY ELEMENTARY SCHOOL	PK	0	1	0	0	0	0	0	1	12	16	30
2590	RIDGWAY R-2	7342	RIDGWAY ELEMENTARY SCHOOL	KINDERG/	0	0	0	1	0	0	2	0	9	10	22
2590	RIDGWAY R-2	7342	RIDGWAY ELEMENTARY SCHOOL	1ST	0	0	0	0	1	0	2	0	11	10	24
2590	RIDGWAY R-2	7342	RIDGWAY ELEMENTARY SCHOOL	2ND	0	0	1	0	0	0	0	1	11	13	26
2590	RIDGWAY R-2	7342	RIDGWAY ELEMENTARY SCHOOL	3RD	0	0	0	0	1	0	0	0	12	9	22
2590	RIDGWAY R-2	7342	RIDGWAY ELEMENTARY SCHOOL	4TH	0	0	2	0	0	0	1	1	11	12	27
2590	RIDGWAY R-2	7342	RIDGWAY ELEMENTARY SCHOOL	5TH	0	0	0	0	0	0	0	0	8	9	17
2590	RIDGWAY R-2	7342	RIDGWAY ELEMENTARY SCHOOL	SCHOOL 1	0	1	3	1	2	0	5	3	74	79	168
2590	RIDGWAY R-2	7344	RIDGWAY MIDDLE SCHOOL	6TH	0	0	0	0	0	0	1	2	10	10	23
2590	RIDGWAY R-2	7344	RIDGWAY MIDDLE SCHOOL	7TH	0	1	0	0	0	0	2	1	13	12	29
2590	RIDGWAY R-2	7344	RIDGWAY MIDDLE SCHOOL	8TH	0	0	0	0	0	0	0	1	12	11	24
2590	RIDGWAY R-2	7344	RIDGWAY MIDDLE SCHOOL	SCHOOL 1	0	1	0	0	0	0	3	4	35	33	76
2590	RIDGWAY R-2	7346	RIDGWAY HIGH SCHOOL	9TH	0	0	0	1	0	0	3	2	14	13	33
2590	RIDGWAY R-2	7346	RIDGWAY HIGH SCHOOL	10TH	0	0	1	0	0	0	0	1	13	21	36
2590	RIDGWAY R-2	7346	RIDGWAY HIGH SCHOOL	11TH	0	0	0	0	0	0	0	1	8	5	14
2590	RIDGWAY R-2	7346	RIDGWAY HIGH SCHOOL	12TH	0	1	1	0	0	0	1	1	8	10	21
2590	RIDGWAY R-2	7346	RIDGWAY HIGH SCHOOL	SCHOOL 1	1	2	2	1	0	0	3	5	43	49	104
2590	RIDGWAY R-2		DISTRICT TOTAL		0	3	5	2	2	0	11	12	152	162	349
2600	PLATTE CANYON 1	7042	DEER CREEK ELEMENTARY SCHOOL	PK	2	1	0	1	1	2	6	2	38	36	89
2600	PLATTE CANYON 1	7042	DEER CREEK ELEMENTARY SCHOOL	HALF DAY	0	0	0	0	0	0	3	2	15	21	41
2600	PLATTE CANYON 1	7042	DEER CREEK ELEMENTARY SCHOOL	KINDERG/	0	0	0	1	1	0	2	0	10	16	30
2600	PLATTE CANYON 1	7042	DEER CREEK ELEMENTARY SCHOOL	1ST	2	0	0	0	1	0	2	3	40	32	80
2600	PLATTE CANYON 1	7042	DEER CREEK ELEMENTARY SCHOOL	2ND	0	0	1	0	0	0	1	3	31	40	76
2600	PLATTE CANYON 1	7042	DEER CREEK ELEMENTARY SCHOOL	3RD	1	2	0	1	1	1	3	1	38	34	82
2600	PLATTE CANYON 1	7042	DEER CREEK ELEMENTARY SCHOOL	4TH	2	0	0	0	0	0	4	2	29	40	77
2600	PLATTE CANYON 1	7042	DEER CREEK ELEMENTARY SCHOOL	5TH	1	1	0	1	1	1	1	1	28	36	71
2600	PLATTE CANYON 1	7042	DEER CREEK ELEMENTARY SCHOOL	SCHOOL 1	8	4	1	4	5	4	22	14	229	255	546

COLORADO DEPARTMENT OF EDUCATION
FALL 2007 PUPIL MEMBERSHIP BY DISTRICT, SCHOOL, GRADE, RACE/ETHNICITY, AND GENDER

District Code	DISTRICT	School Code	SCHOOL	GRADE	AMERICAN INDIAN OR ALASKAN NATIVE		ASIAN OR PACIFIC ISLANDER		BLACK (NOT HISPANIC)		HISPANIC		WHITE (NOT HISPANIC)		Total
					Female	Male	Female	Male	Female	Male	Female	Male	Female	Male	
2600	PLATTE CANYON 1	7046	PLATTE CANYON HIGH SCHOOL	9TH	0	0	0	2	2	0	4	4	58	75	145
2600	PLATTE CANYON 1	7046	PLATTE CANYON HIGH SCHOOL	10TH	1	2	0	0	0	2	3	51	51	110	
2600	PLATTE CANYON 1	7046	PLATTE CANYON HIGH SCHOOL	11TH	2	2	1	1	1	3	1	47	57	116	
2600	PLATTE CANYON 1	7046	PLATTE CANYON HIGH SCHOOL	12TH	2	2	0	4	0	2	5	34	40	89	
2600	PLATTE CANYON 1	7046	PLATTE CANYON HIGH SCHOOL	SCHOOL 1	5	6	1	7	3	1	11	13	190	223	460
2600	PLATTE CANYON 1	7048	FITZSIMMONS MIDDLE SCHOOL	6TH	2	2	0	1	0	2	1	35	43	87	
2600	PLATTE CANYON 1	7048	FITZSIMMONS MIDDLE SCHOOL	7TH	1	0	2	1	1	0	3	3	30	41	82
2600	PLATTE CANYON 1	7048	FITZSIMMONS MIDDLE SCHOOL	8TH	1	2	3	0	0	2	5	3	44	47	107
2600	PLATTE CANYON 1	7048	FITZSIMMONS MIDDLE SCHOOL	SCHOOL 1	4	4	5	2	1	3	10	7	109	131	276
2600	PLATTE CANYON 1		DISTRICT TOTAL		17	14	7	13	9	8	43	34	528	609	1,282
2610	PARK COUNTY RE-2	0000	NOT IN A SCHOOL	PK	0	0	0	0	0	0	1	0	0	1	2
2610	PARK COUNTY RE-2	0000	NOT IN A SCHOOL	SCHOOL 1	0	0	0	0	0	0	1	0	0	1	2
2610	PARK COUNTY RE-2	3681	GUFFEY CHARTER SCHOOL	PK	0	0	0	0	0	0	0	0	1	1	2
2610	PARK COUNTY RE-2	3681	GUFFEY CHARTER SCHOOL	KINDERG/	0	0	0	0	0	0	0	0	0	2	2
2610	PARK COUNTY RE-2	3681	GUFFEY CHARTER SCHOOL	1ST	0	0	0	0	0	0	0	0	1	0	1
2610	PARK COUNTY RE-2	3681	GUFFEY CHARTER SCHOOL	2ND	0	0	0	0	0	0	0	0	1	1	2
2610	PARK COUNTY RE-2	3681	GUFFEY CHARTER SCHOOL	3RD	0	0	0	0	0	0	0	0	1	1	2
2610	PARK COUNTY RE-2	3681	GUFFEY CHARTER SCHOOL	4TH	0	0	0	0	0	0	0	0	5	0	5
2610	PARK COUNTY RE-2	3681	GUFFEY CHARTER SCHOOL	5TH	0	0	0	0	0	0	0	0	3	0	3
2610	PARK COUNTY RE-2	3681	GUFFEY CHARTER SCHOOL	6TH	0	0	0	0	0	0	0	0	0	3	3
2610	PARK COUNTY RE-2	3681	GUFFEY CHARTER SCHOOL	7TH	0	0	0	0	0	0	0	0	2	2	4
2610	PARK COUNTY RE-2	3681	GUFFEY CHARTER SCHOOL	8TH	0	0	0	0	0	0	0	0	3	0	3
2610	PARK COUNTY RE-2	3681	GUFFEY CHARTER SCHOOL	SCHOOL 1	0	0	0	0	0	0	0	0	17	10	27
2610	PARK COUNTY RE-2	4908	LAKE GEORGE CHARTER SCHOOL	PK	0	0	0	1	0	0	1	0	6	5	13
2610	PARK COUNTY RE-2	4908	LAKE GEORGE CHARTER SCHOOL	KINDERG/	0	0	1	0	0	0	0	0	2	5	8
2610	PARK COUNTY RE-2	4908	LAKE GEORGE CHARTER SCHOOL	1ST	0	0	0	0	0	0	0	0	2	4	6
2610	PARK COUNTY RE-2	4908	LAKE GEORGE CHARTER SCHOOL	2ND	0	0	0	1	0	0	0	1	4	4	10
2610	PARK COUNTY RE-2	4908	LAKE GEORGE CHARTER SCHOOL	3RD	0	0	0	0	0	0	0	0	4	3	7
2610	PARK COUNTY RE-2	4908	LAKE GEORGE CHARTER SCHOOL	4TH	0	0	0	0	0	0	0	0	2	5	7
2610	PARK COUNTY RE-2	4908	LAKE GEORGE CHARTER SCHOOL	5TH	0	0	0	0	0	0	0	0	4	3	7
2610	PARK COUNTY RE-2	4908	LAKE GEORGE CHARTER SCHOOL	6TH	0	0	0	0	0	0	0	0	3	2	5
2610	PARK COUNTY RE-2	4908	LAKE GEORGE CHARTER SCHOOL	SCHOOL 1	0	0	1	2	0	0	1	1	27	31	63
2610	PARK COUNTY RE-2	7891	SILVERHEELS MIDDLE SCHOOL	6TH	0	0	0	0	0	0	1	0	11	22	34
2610	PARK COUNTY RE-2	7891	SILVERHEELS MIDDLE SCHOOL	7TH	1	0	1	0	0	0	1	3	23	19	48
2610	PARK COUNTY RE-2	7891	SILVERHEELS MIDDLE SCHOOL	8TH	0	0	0	0	0	0	1	1	17	11	32
2610	PARK COUNTY RE-2	7891	SILVERHEELS MIDDLE SCHOOL	SCHOOL 1	2	2	1	0	0	0	3	4	51	52	114
2610	PARK COUNTY RE-2	8114	EDITH TETER ELEMENTARY SCHOOL	PK	0	0	1	0	1	0	1	5	30	36	74
2610	PARK COUNTY RE-2	8114	EDITH TETER ELEMENTARY SCHOOL	HALF DAY	0	0	0	1	0	0	2	1	21	14	39
2610	PARK COUNTY RE-2	8114	EDITH TETER ELEMENTARY SCHOOL	1ST	0	0	0	0	0	0	0	1	16	21	38
2610	PARK COUNTY RE-2	8114	EDITH TETER ELEMENTARY SCHOOL	2ND	0	0	0	0	0	0	3	0	16	13	32
2610	PARK COUNTY RE-2	8114	EDITH TETER ELEMENTARY SCHOOL	3RD	0	0	0	0	0	0	1	2	12	17	32
2610	PARK COUNTY RE-2	8114	EDITH TETER ELEMENTARY SCHOOL	4TH	0	0	0	0	0	0	0	1	9	18	28
2610	PARK COUNTY RE-2	8114	EDITH TETER ELEMENTARY SCHOOL	5TH	0	0	0	0	0	0	0	1	18	18	38
2610	PARK COUNTY RE-2	8114	EDITH TETER ELEMENTARY SCHOOL	SCHOOL 1	0	0	1	1	2	0	7	11	122	137	281
2610	PARK COUNTY RE-2	8118	SOUTH PARK HIGH SCHOOL	9TH	2	0	0	0	0	0	2	2	10	22	38
2610	PARK COUNTY RE-2	8118	SOUTH PARK HIGH SCHOOL	10TH	0	0	0	0	0	0	0	3	21	16	40
2610	PARK COUNTY RE-2	8118	SOUTH PARK HIGH SCHOOL	11TH	0	1	0	0	0	0	2	0	11	16	30
2610	PARK COUNTY RE-2	8118	SOUTH PARK HIGH SCHOOL	12TH	1	0	0	0	0	0	2	2	16	14	35
2610	PARK COUNTY RE-2	8118	SOUTH PARK HIGH SCHOOL	SCHOOL 1	2	2	0	0	0	0	6	7	58	68	143
2610	PARK COUNTY RE-2		DISTRICT TOTAL		3	4	3	3	2	0	18	23	275	299	630
2620	HOLYOKE RE-1J	0000	NOT IN A SCHOOL	PK	0	0	0	1	1	0	8	7	5	10	32
2620	HOLYOKE RE-1J	0000	NOT IN A SCHOOL	SCHOOL 1	0	0	0	1	1	0	8	7	5	10	32
2620	HOLYOKE RE-1J	4076	HOLYOKE ELEMENTARY SCHOOL	KINDERG/	0	0	1	0	0	0	9	11	13	15	49
2620	HOLYOKE RE-1J	4076	HOLYOKE ELEMENTARY SCHOOL	1ST	0	0	0	0	0	0	7	4	12	9	32
2620	HOLYOKE RE-1J	4076	HOLYOKE ELEMENTARY SCHOOL	2ND	0	0	1	0	0	0	5	9	10	13	38
2620	HOLYOKE RE-1J	4076	HOLYOKE ELEMENTARY SCHOOL	3RD	0	0	0	0	0	0	9	13	14	13	49
2620	HOLYOKE RE-1J	4076	HOLYOKE ELEMENTARY SCHOOL	4TH	0	0	1	0	0	0	3	10	17	11	42
2620	HOLYOKE RE-1J	4076	HOLYOKE ELEMENTARY SCHOOL	5TH	0	0	0	0	0	0	8	6	15	13	42
2620	HOLYOKE RE-1J	4076	HOLYOKE ELEMENTARY SCHOOL	6TH	0	0	0	0	0	0	7	7	14	13	42
2620	HOLYOKE RE-1J	4076	HOLYOKE ELEMENTARY SCHOOL	SCHOOL 1	0	0	3	0	1	0	48	60	95	87	294
2620	HOLYOKE RE-1J	4080	HOLYOKE JUNIOR-SENIOR HIGH SCHOOL	7TH	0	0	0	0	0	0	4	8	16	15	43
2620	HOLYOKE RE-1J	4080	HOLYOKE JUNIOR-SENIOR HIGH SCHOOL	8TH	0	0	0	0	1	0	4	6	21	15	47
2620	HOLYOKE RE-1J	4080	HOLYOKE JUNIOR-SENIOR HIGH SCHOOL	9TH	0	0	0	0	0	1	2	8	20	13	44
2620	HOLYOKE RE-1J	4080	HOLYOKE JUNIOR-SENIOR HIGH SCHOOL	10TH	0	0	0	0	0	0	5	2	15	17	39
2620	HOLYOKE RE-1J	4080	HOLYOKE JUNIOR-SENIOR HIGH SCHOOL	11TH	0	0	0	0	0	0	6	1	21	17	45
2620	HOLYOKE RE-1J	4080	HOLYOKE JUNIOR-SENIOR HIGH SCHOOL	12TH	0	0	0	0	1	0	4	3	20	16	44
2620	HOLYOKE RE-1J	4080	HOLYOKE JUNIOR-SENIOR HIGH SCHOOL	SCHOOL 1	0	0	0	0	2	1	25	28	113	93	262

COLORADO DEPARTMENT OF EDUCATION
FALL 2007 PUPIL MEMBERSHIP BY DISTRICT, SCHOOL, GRADE, RACE/ETHNICITY, AND GENDER


District Code	DISTRICT	School Code	SCHOOL	GRADE	AMERICAN INDIAN OR ALASKAN NATIVE	AMERICAN INDIAN OR ALASKAN NATIVE	ASIAN OR PACIFIC ISLANDER	ASIAN OR PACIFIC ISLANDER	BLACK (NOT HISPANIC)	BLACK (NOT HISPANIC)	HISPANIC	HISPANIC	WHITE (NOT HISPANIC)	WHITE (NOT HISPANIC)	Total
					FEMALE	MALE	FEMALE	MALE	FEMALE	MALE	FEMALE	MALE	FEMALE	MALE	
2620	HOLYOKE RE-1J		DISTRICT TOTAL		0	0	3	1	4	1	81	95	213	190	588
2630	HAXTUN RE-2J	3846	HAXTUN ELEMENTARY SCHOOL	PK	1	0	1	0	0	1	2	16	11	32	
2630	HAXTUN RE-2J	3846	HAXTUN ELEMENTARY SCHOOL	KINDERG/	0	0	0	0	1	0	0	7	4	12	
2630	HAXTUN RE-2J	3846	HAXTUN ELEMENTARY SCHOOL	1ST	0	0	0	0	0	0	0	6	13	19	
2630	HAXTUN RE-2J	3846	HAXTUN ELEMENTARY SCHOOL	2ND	0	0	0	0	0	1	2	10	7	20	
2630	HAXTUN RE-2J	3846	HAXTUN ELEMENTARY SCHOOL	3RD	0	0	0	0	1	1	0	7	8	17	
2630	HAXTUN RE-2J	3846	HAXTUN ELEMENTARY SCHOOL	4TH	0	0	1	0	1	0	1	10	10	23	
2630	HAXTUN RE-2J	3846	HAXTUN ELEMENTARY SCHOOL	5TH	0	0	0	0	0	1	0	12	12	25	
2630	HAXTUN RE-2J	3846	HAXTUN ELEMENTARY SCHOOL	6TH	1	0	0	1	1	1	0	12	11	28	
2630	HAXTUN RE-2J	3846	HAXTUN ELEMENTARY SCHOOL	7TH	0	0	0	1	0	0	0	8	11	20	
2630	HAXTUN RE-2J	3846	HAXTUN ELEMENTARY SCHOOL	8TH	0	0	0	0	0	0	1	6	15	22	
2630	HAXTUN RE-2J	3846	HAXTUN ELEMENTARY SCHOOL	SCHOOL 1	2	0	2	2	2	3	5	6	94	102	218
2630	HAXTUN RE-2J	3850	HAXTUN HIGH SCHOOL	9TH	1	0	0	0	0	1	1	11	7	21	
2630	HAXTUN RE-2J	3850	HAXTUN HIGH SCHOOL	10TH	0	0	0	0	0	1	0	9	14	24	
2630	HAXTUN RE-2J	3850	HAXTUN HIGH SCHOOL	11TH	0	0	0	0	1	0	1	9	13	24	
2630	HAXTUN RE-2J	3850	HAXTUN HIGH SCHOOL	12TH	0	0	1	0	0	1	0	18	6	26	
2630	HAXTUN RE-2J	3850	HAXTUN HIGH SCHOOL	SCHOOL 1	1	0	1	0	0	1	3	2	47	40	95
2630	HAXTUN RE-2J		DISTRICT TOTAL		3	0	3	2	2	4	8	8	141	142	313
2640	ASPEN 1	0042	ASPEN COMMUNITY CHARTER SCHOOL	KINDERG/	0	0	0	0	0	0	0	7	7	14	
2640	ASPEN 1	0042	ASPEN COMMUNITY CHARTER SCHOOL	1ST	0	0	0	0	0	0	0	7	7	14	
2640	ASPEN 1	0042	ASPEN COMMUNITY CHARTER SCHOOL	2ND	0	0	0	0	0	1	0	8	5	14	
2640	ASPEN 1	0042	ASPEN COMMUNITY CHARTER SCHOOL	3RD	0	0	0	0	0	0	0	5	6	11	
2640	ASPEN 1	0042	ASPEN COMMUNITY CHARTER SCHOOL	4TH	0	0	1	0	0	1	0	9	4	15	
2640	ASPEN 1	0042	ASPEN COMMUNITY CHARTER SCHOOL	5TH	0	0	0	0	0	0	0	7	6	13	
2640	ASPEN 1	0042	ASPEN COMMUNITY CHARTER SCHOOL	6TH	0	0	0	0	0	0	0	7	10	17	
2640	ASPEN 1	0042	ASPEN COMMUNITY CHARTER SCHOOL	7TH	0	0	0	0	0	2	1	5	6	14	
2640	ASPEN 1	0042	ASPEN COMMUNITY CHARTER SCHOOL	8TH	0	0	0	0	0	0	0	5	4	9	
2640	ASPEN 1	0042	ASPEN COMMUNITY CHARTER SCHOOL	SCHOOL 1	0	0	1	0	0	4	1	60	55	121	
2640	ASPEN 1	0428	ASPEN ELEMENTARY SCHOOL	KINDERG/	0	0	1	3	1	0	9	7	32	52	106
2640	ASPEN 1	0428	ASPEN ELEMENTARY SCHOOL	1ST	0	0	0	0	2	6	5	49	38	100	
2640	ASPEN 1	0428	ASPEN ELEMENTARY SCHOOL	2ND	0	0	1	1	0	0	4	5	34	49	94
2640	ASPEN 1	0428	ASPEN ELEMENTARY SCHOOL	3RD	0	0	5	0	0	7	7	43	42	104	
2640	ASPEN 1	0428	ASPEN ELEMENTARY SCHOOL	4TH	0	0	0	0	0	7	12	43	42	104	
2640	ASPEN 1	0428	ASPEN ELEMENTARY SCHOOL	SCHOOL 1	0	1	7	4	1	2	33	36	201	223	508
2640	ASPEN 1	0430	ASPEN MIDDLE SCHOOL	5TH	0	0	0	0	0	9	5	40	50	104	
2640	ASPEN 1	0430	ASPEN MIDDLE SCHOOL	6TH	1	0	4	0	0	13	4	46	53	121	
2640	ASPEN 1	0430	ASPEN MIDDLE SCHOOL	7TH	1	0	2	1	0	7	7	30	43	91	
2640	ASPEN 1	0430	ASPEN MIDDLE SCHOOL	8TH	0	1	1	2	0	3	4	11	54	55	131
2640	ASPEN 1	0430	ASPEN MIDDLE SCHOOL	SCHOOL 1	2	1	7	3	0	3	33	27	170	201	447
2640	ASPEN 1	0432	ASPEN HIGH SCHOOL	9TH	0	0	0	0	0	6	7	61	55	129	
2640	ASPEN 1	0432	ASPEN HIGH SCHOOL	10TH	0	0	3	3	0	4	5	67	62	144	
2640	ASPEN 1	0432	ASPEN HIGH SCHOOL	11TH	0	0	2	0	1	5	10	46	50	114	
2640	ASPEN 1	0432	ASPEN HIGH SCHOOL	12TH	0	0	1	1	0	0	5	6	50	69	132
2640	ASPEN 1	0432	ASPEN HIGH SCHOOL	SCHOOL 1	0	0	4	6	1	20	28	224	236	519	
2640	ASPEN 1	0447	ASPEN PRE-SCHOOL	PK	0	0	0	0	1	1	8	6	12	10	38
2640	ASPEN 1	0447	ASPEN PRE-SCHOOL	SCHOOL 1	0	0	0	0	1	1	8	6	12	10	38
2640	ASPEN 1		DISTRICT TOTAL		2	2	19	13	2	7	98	98	667	725	1,633
2650	GRANADA RE-1	3542	GRANADA ELEMENTARY SCHOOL	PK	0	0	0	0	0	6	5	0	3	14	
2650	GRANADA RE-1	3542	GRANADA ELEMENTARY SCHOOL	KINDERG/	0	0	0	0	0	4	2	0	5	11	
2650	GRANADA RE-1	3542	GRANADA ELEMENTARY SCHOOL	1ST	0	0	0	0	0	8	8	4	2	22	
2650	GRANADA RE-1	3542	GRANADA ELEMENTARY SCHOOL	2ND	0	0	0	0	0	4	6	3	5	18	
2650	GRANADA RE-1	3542	GRANADA ELEMENTARY SCHOOL	3RD	0	0	0	0	0	5	12	3	3	23	
2650	GRANADA RE-1	3542	GRANADA ELEMENTARY SCHOOL	4TH	0	0	0	0	0	6	3	1	2	12	
2650	GRANADA RE-1	3542	GRANADA ELEMENTARY SCHOOL	5TH	0	0	0	0	1	11	5	0	3	20	
2650	GRANADA RE-1	3542	GRANADA ELEMENTARY SCHOOL	6TH	0	0	0	0	0	4	5	6	0	15	
2650	GRANADA RE-1	3542	GRANADA ELEMENTARY SCHOOL	SCHOOL 1	0	0	0	0	1	48	46	17	23	135	
2650	GRANADA RE-1	3546	GRANADA UNDIVIDED HIGH SCHOOL	7TH	0	0	0	0	1	9	11	5	7	33	
2650	GRANADA RE-1	3546	GRANADA UNDIVIDED HIGH SCHOOL	8TH	0	0	0	0	0	7	4	2	2	15	
2650	GRANADA RE-1	3546	GRANADA UNDIVIDED HIGH SCHOOL	9TH	0	0	0	0	0	4	12	2	2	20	
2650	GRANADA RE-1	3546	GRANADA UNDIVIDED HIGH SCHOOL	10TH	0	0	0	0	0	6	7	0	4	17	
2650	GRANADA RE-1	3546	GRANADA UNDIVIDED HIGH SCHOOL	11TH	0	0	0	0	0	7	8	2	6	23	
2650	GRANADA RE-1	3546	GRANADA UNDIVIDED HIGH SCHOOL	12TH	0	0	0	0	0	8	5	2	3	18	
2650	GRANADA RE-1	3546	GRANADA UNDIVIDED HIGH SCHOOL	SCHOOL 1	0	0	0	0	1	41	47	13	24	126	
2650	GRANADA RE-1		DISTRICT TOTAL		0	0	0	0	2	0	89	93	30	47	261
2660	LAMAR RE-2	0200	ALTA VISTA CHARTER SCHOOL	KINDERG/	0	0	1	0	0	1	0	5	4	11	
2660	LAMAR RE-2	0200	ALTA VISTA CHARTER SCHOOL	1ST	0	0	0	0	0	0	2	5	6	13	
2660	LAMAR RE-2	0200	ALTA VISTA CHARTER SCHOOL	2ND	0	0	0	1	0	2	2	1	10	16	

COLORADO DEPARTMENT OF EDUCATION
FALL 2007 PUPIL MEMBERSHIP BY DISTRICT, SCHOOL, GRADE, RACE/ETHNICITY, AND GENDER

District Code	DISTRICT	School Code	SCHOOL	GRADE	AMERICAN INDIAN OR ALASKAN NATIVE	AMERICAN INDIAN OR ALASKAN NATIVE	ASIAN OR PACIFIC ISLANDER	ASIAN OR PACIFIC ISLANDER	BLACK (NOT HISPANIC)	BLACK (NOT HISPANIC)	HISPANIC	HISPANIC	WHITE (NOT HISPANIC)	WHITE (NOT HISPANIC)	Total
					FEMALE	MALE	FEMALE	MALE	FEMALE	MALE	FEMALE	MALE	FEMALE	MALE	
2660	LAMAR RE-2	0200	ALTA VISTA CHARTER SCHOOL	3RD	0	0	0	0	0	0	1	1	6	6	14
2660	LAMAR RE-2	0200	ALTA VISTA CHARTER SCHOOL	4TH	0	0	0	0	0	0	0	7	4	11	
2660	LAMAR RE-2	0200	ALTA VISTA CHARTER SCHOOL	5TH	0	0	0	0	0	0	2	3	9	14	
2660	LAMAR RE-2	0200	ALTA VISTA CHARTER SCHOOL	6TH	0	0	0	0	1	0	2	2	0	5	
2660	LAMAR RE-2	0200	ALTA VISTA CHARTER SCHOOL	SCHOOL 1	0	0	1	1	1	0	4	9	29	39	84
2660	LAMAR RE-2	4956	LAMAR MIDDLE SCHOOL	7TH	0	0	0	1	0	36	38	34	22	131	
2660	LAMAR RE-2	4956	LAMAR MIDDLE SCHOOL	8TH	0	0	1	0	1	27	40	22	35	127	
2660	LAMAR RE-2	4956	LAMAR MIDDLE SCHOOL	SCHOOL 1	0	0	1	1	1	63	78	56	57	258	
2660	LAMAR RE-2	4960	LAMAR HIGH SCHOOL	9TH	0	0	0	1	0	26	32	22	30	112	
2660	LAMAR RE-2	4960	LAMAR HIGH SCHOOL	10TH	1	0	0	1	0	24	34	26	25	111	
2660	LAMAR RE-2	4960	LAMAR HIGH SCHOOL	11TH	0	1	0	0	0	21	21	28	33	104	
2660	LAMAR RE-2	4960	LAMAR HIGH SCHOOL	12TH	1	0	1	0	1	20	18	22	28	92	
2660	LAMAR RE-2	4960	LAMAR HIGH SCHOOL	SCHOOL 1	2	1	1	2	1	91	105	98	116	419	
2660	LAMAR RE-2	5190	LINCOLN ELEMENTARY SCHOOL	KINDERG/	0	0	0	0	0	10	8	0	5	23	
2660	LAMAR RE-2	5190	LINCOLN ELEMENTARY SCHOOL	1ST	0	0	0	0	0	7	11	1	3	22	
2660	LAMAR RE-2	5190	LINCOLN ELEMENTARY SCHOOL	2ND	0	0	0	0	0	8	12	4	4	28	
2660	LAMAR RE-2	5190	LINCOLN ELEMENTARY SCHOOL	3RD	0	0	0	0	0	9	8	0	1	18	
2660	LAMAR RE-2	5190	LINCOLN ELEMENTARY SCHOOL	4TH	0	0	0	0	0	10	15	2	4	31	
2660	LAMAR RE-2	5190	LINCOLN ELEMENTARY SCHOOL	5TH	0	0	0	0	0	7	6	2	2	17	
2660	LAMAR RE-2	5190	LINCOLN ELEMENTARY SCHOOL	6TH	1	0	0	0	0	6	8	0	5	20	
2660	LAMAR RE-2	5190	LINCOLN ELEMENTARY SCHOOL	SCHOOL 1	1	0	0	0	0	57	68	9	24	159	
2660	LAMAR RE-2	5777	MELVIN HENDRICKSON DEVELOPMENT CENTER	PK	0	0	1	2	0	26	28	35	26	121	
2660	LAMAR RE-2	5777	MELVIN HENDRICKSON DEVELOPMENT CENTER	SCHOOL 1	1	0	1	2	0	26	28	35	26	121	
2660	LAMAR RE-2	6794	PARKVIEW ELEMENTARY SCHOOL	KINDERG/	0	0	0	0	0	8	12	13	7	41	
2660	LAMAR RE-2	6794	PARKVIEW ELEMENTARY SCHOOL	1ST	0	0	0	0	0	10	13	8	8	40	
2660	LAMAR RE-2	6794	PARKVIEW ELEMENTARY SCHOOL	2ND	0	0	0	0	1	7	7	10	12	38	
2660	LAMAR RE-2	6794	PARKVIEW ELEMENTARY SCHOOL	3RD	0	0	0	0	1	7	13	9	8	38	
2660	LAMAR RE-2	6794	PARKVIEW ELEMENTARY SCHOOL	4TH	1	0	1	0	0	8	9	13	9	41	
2660	LAMAR RE-2	6794	PARKVIEW ELEMENTARY SCHOOL	5TH	0	0	1	0	3	9	9	7	14	43	
2660	LAMAR RE-2	6794	PARKVIEW ELEMENTARY SCHOOL	6TH	0	0	0	0	0	15	10	8	15	48	
2660	LAMAR RE-2	6794	PARKVIEW ELEMENTARY SCHOOL	SCHOOL 1	4	0	2	0	4	64	73	68	73	289	
2660	LAMAR RE-2	9268	WASHINGTON ELEMENTARY SCHOOL	KINDERG/	0	0	0	0	0	12	13	17	14	57	
2660	LAMAR RE-2	9268	WASHINGTON ELEMENTARY SCHOOL	1ST	1	0	0	0	0	14	17	13	8	54	
2660	LAMAR RE-2	9268	WASHINGTON ELEMENTARY SCHOOL	2ND	1	0	0	0	0	14	9	11	18	53	
2660	LAMAR RE-2	9268	WASHINGTON ELEMENTARY SCHOOL	3RD	0	0	0	0	0	15	10	14	11	50	
2660	LAMAR RE-2	9268	WASHINGTON ELEMENTARY SCHOOL	4TH	0	0	0	0	0	12	13	13	6	44	
2660	LAMAR RE-2	9268	WASHINGTON ELEMENTARY SCHOOL	5TH	0	0	0	0	0	10	12	15	11	48	
2660	LAMAR RE-2	9268	WASHINGTON ELEMENTARY SCHOOL	6TH	0	0	1	0	0	9	7	11	12	40	
2660	LAMAR RE-2	9268	WASHINGTON ELEMENTARY SCHOOL	SCHOOL 1	2	0	1	0	0	86	81	94	80	346	
2660	LAMAR RE-2		DISTRICT TOTAL		10	1	7	6	7	8	391	442	389	415	1,676
2670	HOLLY RE-3	4058	HOLLY JUNIOR-SENIOR HIGH SCHOOL	7TH	0	0	0	0	0	4	2	3	11	20	
2670	HOLLY RE-3	4058	HOLLY JUNIOR-SENIOR HIGH SCHOOL	8TH	0	0	0	0	0	1	6	8	8	23	
2670	HOLLY RE-3	4058	HOLLY JUNIOR-SENIOR HIGH SCHOOL	9TH	0	0	0	0	0	6	8	10	6	30	
2670	HOLLY RE-3	4058	HOLLY JUNIOR-SENIOR HIGH SCHOOL	10TH	0	0	0	0	0	0	3	5	7	15	
2670	HOLLY RE-3	4058	HOLLY JUNIOR-SENIOR HIGH SCHOOL	11TH	0	0	0	0	0	1	3	7	8	19	
2670	HOLLY RE-3	4058	HOLLY JUNIOR-SENIOR HIGH SCHOOL	12TH	0	0	0	0	0	1	4	9	5	19	
2670	HOLLY RE-3	4058	HOLLY JUNIOR-SENIOR HIGH SCHOOL	SCHOOL 1	0	0	0	0	0	13	26	42	45	126	
2670	HOLLY RE-3	7794	SHANNER ELEMENTARY SCHOOL	PK	0	0	0	0	0	8	7	7	5	27	
2670	HOLLY RE-3	7794	SHANNER ELEMENTARY SCHOOL	KINDERG/	0	0	0	0	0	7	2	2	4	15	
2670	HOLLY RE-3	7794	SHANNER ELEMENTARY SCHOOL	1ST	0	0	0	0	0	3	5	6	10	24	
2670	HOLLY RE-3	7794	SHANNER ELEMENTARY SCHOOL	2ND	0	1	0	0	0	4	9	3	4	21	
2670	HOLLY RE-3	7794	SHANNER ELEMENTARY SCHOOL	3RD	0	0	0	0	0	4	6	5	10	25	
2670	HOLLY RE-3	7794	SHANNER ELEMENTARY SCHOOL	4TH	1	0	0	0	0	2	3	2	8	16	
2670	HOLLY RE-3	7794	SHANNER ELEMENTARY SCHOOL	5TH	0	1	0	0	0	6	6	3	8	24	
2670	HOLLY RE-3	7794	SHANNER ELEMENTARY SCHOOL	6TH	0	0	0	0	0	6	8	6	6	26	
2670	HOLLY RE-3	7794	SHANNER ELEMENTARY SCHOOL	SCHOOL 1	1	2	0	0	0	40	46	34	55	178	
2670	HOLLY RE-3		DISTRICT TOTAL		1	2	0	0	0	53	72	76	100	304	
2680	WILEY RE-13 JT	9604	WILEY ELEMENTARY SCHOOL	PK	0	2	0	0	0	4	1	6	12	25	
2680	WILEY RE-13 JT	9604	WILEY ELEMENTARY SCHOOL	KINDERG/	0	1	0	0	0	3	0	4	3	11	
2680	WILEY RE-13 JT	9604	WILEY ELEMENTARY SCHOOL	1ST	0	0	0	0	0	3	4	3	10	20	
2680	WILEY RE-13 JT	9604	WILEY ELEMENTARY SCHOOL	2ND	0	0	0	0	0	3	1	11	6	21	
2680	WILEY RE-13 JT	9604	WILEY ELEMENTARY SCHOOL	3RD	0	0	0	0	0	1	2	5	5	13	
2680	WILEY RE-13 JT	9604	WILEY ELEMENTARY SCHOOL	4TH	1	0	0	0	0	4	3	7	7	22	
2680	WILEY RE-13 JT	9604	WILEY ELEMENTARY SCHOOL	5TH	0	0	0	0	0	2	3	6	10	21	
2680	WILEY RE-13 JT	9604	WILEY ELEMENTARY SCHOOL	6TH	0	0	0	0	0	2	2	9	7	20	
2680	WILEY RE-13 JT	9604	WILEY ELEMENTARY SCHOOL	SCHOOL 1	1	3	0	0	0	22	16	51	60	153	
2680	WILEY RE-13 JT	9608	WILEY JUNIOR-SENIOR HIGH SCHOOL	7TH	0	0	0	0	0	2	5	14	8	29	

COLORADO DEPARTMENT OF EDUCATION
FALL 2007 PUPIL MEMBERSHIP BY DISTRICT, SCHOOL, GRADE, RACE/ETHNICITY, AND GENDER

District Code	DISTRICT	School Code	SCHOOL	GRADE	AMERICAN INDIAN OR ALASKAN NATIVE		ASIAN OR PACIFIC ISLANDER		BLACK (NOT HISPANIC)		HISPANIC		WHITE (NOT HISPANIC)		Total
					FEMALE	MALE	FEMALE	MALE	FEMALE	MALE	FEMALE	MALE	FEMALE	MALE	
2680	WILEY RE-13 JT	9608	WILEY JUNIOR-SENIOR HIGH SCHOOL	8TH	0	0	0	0	0	0	6	5	5	7	23
2680	WILEY RE-13 JT	9608	WILEY JUNIOR-SENIOR HIGH SCHOOL	9TH	1	0	0	0	0	1	2	5	10	19	
2680	WILEY RE-13 JT	9608	WILEY JUNIOR-SENIOR HIGH SCHOOL	10TH	0	0	0	0	0	2	1	6	4	13	
2680	WILEY RE-13 JT	9608	WILEY JUNIOR-SENIOR HIGH SCHOOL	11TH	0	0	0	0	0	0	5	18	7	30	
2680	WILEY RE-13 JT	9608	WILEY JUNIOR-SENIOR HIGH SCHOOL	12TH	0	0	0	0	0	2	1	8	6	17	
2680	WILEY RE-13 JT	9608	WILEY JUNIOR-SENIOR HIGH SCHOOL	SCHOOL 1	1	0	0	0	0	13	19	56	42	131	
2680	WILEY RE-13 JT		DISTRICT TOTAL		2	3	0	0	0	0	35	35	107	102	284
2690	PUEBLO CITY 60	0000	NOT IN A SCHOOL	9TH	0	0	0	0	0	0	1	0	0	0	1
2690	PUEBLO CITY 60	0000	NOT IN A SCHOOL	SCHOOL 1	0	0	0	0	0	0	1	0	0	0	1
2690	PUEBLO CITY 60	0738	BELMONT ELEMENTARY SCHOOL	PK	0	0	0	1	1	1	17	18	9	14	61
2690	PUEBLO CITY 60	0738	BELMONT ELEMENTARY SCHOOL	HALF DAY	0	0	0	0	0	0	18	18	15	18	69
2690	PUEBLO CITY 60	0738	BELMONT ELEMENTARY SCHOOL	1ST	1	0	2	1	0	3	23	19	11	17	77
2690	PUEBLO CITY 60	0738	BELMONT ELEMENTARY SCHOOL	2ND	0	0	1	0	1	1	26	16	12	18	75
2690	PUEBLO CITY 60	0738	BELMONT ELEMENTARY SCHOOL	3RD	0	0	1	2	2	2	22	19	10	23	81
2690	PUEBLO CITY 60	0738	BELMONT ELEMENTARY SCHOOL	4TH	1	0	0	2	0	0	13	18	16	16	66
2690	PUEBLO CITY 60	0738	BELMONT ELEMENTARY SCHOOL	5TH	1	0	0	1	0	0	13	20	10	12	57
2690	PUEBLO CITY 60	0738	BELMONT ELEMENTARY SCHOOL	SCHOOL 1	3	0	4	7	4	7	132	128	83	118	486
2690	PUEBLO CITY 60	0756	BENJAMIN FRANKLIN ELEMENTARY SCHOOL	PK	1	1	0	0	0	0	12	7	1	7	29
2690	PUEBLO CITY 60	0756	BENJAMIN FRANKLIN ELEMENTARY SCHOOL	HALF DAY	1	1	1	0	1	2	19	26	8	12	71
2690	PUEBLO CITY 60	0756	BENJAMIN FRANKLIN ELEMENTARY SCHOOL	1ST	2	0	0	1	2	1	20	32	9	10	77
2690	PUEBLO CITY 60	0756	BENJAMIN FRANKLIN ELEMENTARY SCHOOL	2ND	0	0	2	1	1	1	30	28	4	8	75
2690	PUEBLO CITY 60	0756	BENJAMIN FRANKLIN ELEMENTARY SCHOOL	3RD	0	0	1	1	0	2	23	24	8	9	68
2690	PUEBLO CITY 60	0756	BENJAMIN FRANKLIN ELEMENTARY SCHOOL	4TH	1	0	0	0	0	0	21	33	14	8	77
2690	PUEBLO CITY 60	0756	BENJAMIN FRANKLIN ELEMENTARY SCHOOL	5TH	1	0	0	0	1	0	22	25	7	12	69
2690	PUEBLO CITY 60	0756	BENJAMIN FRANKLIN ELEMENTARY SCHOOL	SCHOOL 1	6	3	4	3	5	6	147	175	51	66	466
2690	PUEBLO CITY 60	0822	BESSEMER ELEMENTARY SCHOOL	PK	0	0	0	0	2	0	13	11	2	3	31
2690	PUEBLO CITY 60	0822	BESSEMER ELEMENTARY SCHOOL	KINDERG/	0	0	0	0	1	1	24	23	2	1	53
2690	PUEBLO CITY 60	0822	BESSEMER ELEMENTARY SCHOOL	1ST	1	0	0	0	1	1	24	29	6	4	66
2690	PUEBLO CITY 60	0822	BESSEMER ELEMENTARY SCHOOL	2ND	0	0	0	0	0	2	30	20	5	3	61
2690	PUEBLO CITY 60	0822	BESSEMER ELEMENTARY SCHOOL	3RD	2	1	0	0	1	4	22	28	10	1	69
2690	PUEBLO CITY 60	0822	BESSEMER ELEMENTARY SCHOOL	4TH	0	0	0	0	1	0	21	22	4	2	51
2690	PUEBLO CITY 60	0822	BESSEMER ELEMENTARY SCHOOL	5TH	0	0	0	0	1	3	13	20	3	5	47
2690	PUEBLO CITY 60	0822	BESSEMER ELEMENTARY SCHOOL	6TH	1	0	0	0	0	0	18	19	2	3	43
2690	PUEBLO CITY 60	0822	BESSEMER ELEMENTARY SCHOOL	7TH	1	0	0	0	0	2	13	7	3	1	27
2690	PUEBLO CITY 60	0822	BESSEMER ELEMENTARY SCHOOL	8TH	0	0	0	0	0	1	16	5	0	1	25
2690	PUEBLO CITY 60	0822	BESSEMER ELEMENTARY SCHOOL	SCHOOL 1	6	7	0	0	5	16	194	184	37	24	473
2690	PUEBLO CITY 60	0860	BEULAH HEIGHTS ELEMENTARY SCHOOL	PK	0	1	1	0	0	0	16	9	5	3	35
2690	PUEBLO CITY 60	0860	BEULAH HEIGHTS ELEMENTARY SCHOOL	KINDERG/	0	0	0	1	1	1	11	18	11	3	47
2690	PUEBLO CITY 60	0860	BEULAH HEIGHTS ELEMENTARY SCHOOL	1ST	0	0	0	0	0	1	14	24	5	3	47
2690	PUEBLO CITY 60	0860	BEULAH HEIGHTS ELEMENTARY SCHOOL	2ND	0	0	0	0	0	0	15	14	6	8	43
2690	PUEBLO CITY 60	0860	BEULAH HEIGHTS ELEMENTARY SCHOOL	3RD	0	0	1	0	1	0	15	16	2	14	49
2690	PUEBLO CITY 60	0860	BEULAH HEIGHTS ELEMENTARY SCHOOL	4TH	0	0	0	0	1	0	9	17	7	11	45
2690	PUEBLO CITY 60	0860	BEULAH HEIGHTS ELEMENTARY SCHOOL	5TH	0	0	0	0	2	10	15	7	5	39	
2690	PUEBLO CITY 60	0860	BEULAH HEIGHTS ELEMENTARY SCHOOL	SCHOOL 1	1	1	2	1	3	4	90	113	43	47	305
2690	PUEBLO CITY 60	0954	BRADFORD ELEMENTARY SCHOOL	PK	0	0	0	0	0	4	19	15	1	2	41
2690	PUEBLO CITY 60	0954	BRADFORD ELEMENTARY SCHOOL	KINDERG/	0	1	0	0	1	0	22	19	4	5	52
2690	PUEBLO CITY 60	0954	BRADFORD ELEMENTARY SCHOOL	1ST	0	0	0	0	0	1	15	22	1	1	40
2690	PUEBLO CITY 60	0954	BRADFORD ELEMENTARY SCHOOL	2ND	0	0	0	0	0	0	26	18	1	2	47
2690	PUEBLO CITY 60	0954	BRADFORD ELEMENTARY SCHOOL	3RD	0	0	0	0	0	0	16	16	2	1	35
2690	PUEBLO CITY 60	0954	BRADFORD ELEMENTARY SCHOOL	4TH	0	0	0	0	0	1	18	15	0	1	35
2690	PUEBLO CITY 60	0954	BRADFORD ELEMENTARY SCHOOL	5TH	0	0	0	0	0	0	18	13	1	1	33
2690	PUEBLO CITY 60	0954	BRADFORD ELEMENTARY SCHOOL	SCHOOL 1	0	1	0	0	1	6	134	118	10	13	283
2690	PUEBLO CITY 60	1304	CARLILE ELEMENTARY SCHOOL	PK	0	0	0	0	0	0	14	9	11	9	43
2690	PUEBLO CITY 60	1304	CARLILE ELEMENTARY SCHOOL	HALF DAY	0	1	0	0	1	1	11	13	9	21	57
2690	PUEBLO CITY 60	1304	CARLILE ELEMENTARY SCHOOL	1ST	0	0	0	0	1	0	25	11	9	6	52
2690	PUEBLO CITY 60	1304	CARLILE ELEMENTARY SCHOOL	2ND	0	0	0	0	0	2	9	14	11	14	50
2690	PUEBLO CITY 60	1304	CARLILE ELEMENTARY SCHOOL	3RD	1	0	0	0	3	0	11	13	10	12	50
2690	PUEBLO CITY 60	1304	CARLILE ELEMENTARY SCHOOL	4TH	0	0	0	0	0	3	16	11	9	9	48
2690	PUEBLO CITY 60	1304	CARLILE ELEMENTARY SCHOOL	5TH	0	0	0	0	0	2	12	11	11	5	41
2690	PUEBLO CITY 60	1304	CARLILE ELEMENTARY SCHOOL	SCHOOL 1	1	1	0	0	5	8	98	82	70	76	341
2690	PUEBLO CITY 60	1402	CENTENNIAL HIGH SCHOOL	9TH	3	2	3	1	2	1	98	99	79	69	357
2690	PUEBLO CITY 60	1402	CENTENNIAL HIGH SCHOOL	10TH	2	2	3	6	1	1	55	47	61	58	236
2690	PUEBLO CITY 60	1402	CENTENNIAL HIGH SCHOOL	11TH	0	2	3	0	2	5	47	55	70	61	245
2690	PUEBLO CITY 60	1402	CENTENNIAL HIGH SCHOOL	12TH	0	0	2	0	0	1	37	43	62	57	202
2690	PUEBLO CITY 60	1402	CENTENNIAL HIGH SCHOOL	SCHOOL 1	5	6	11	7	5	8	237	244	272	245	1,040
2690	PUEBLO CITY 60	1454	CENTRAL HIGH SCHOOL	9TH	1	8	0	1	3	4	101	138	39	44	339
2690	PUEBLO CITY 60	1454	CENTRAL HIGH SCHOOL	10TH	3	4	0	0	5	3	93	87	31	42	268



COLORADO DEPARTMENT OF EDUCATION
FALL 2007 PUPIL MEMBERSHIP BY DISTRICT, SCHOOL, GRADE, RACE/ETHNICITY, AND GENDER

District Code	DISTRICT	School Code	SCHOOL	GRADE	AMERICAN INDIAN OR ALASKAN NATIVE	AMERICAN INDIAN OR ALASKAN NATIVE	ASIAN OR PACIFIC ISLANDER	ASIAN OR PACIFIC ISLANDER	BLACK (NOT HISPANIC)	BLACK (NOT HISPANIC)	HISPANIC	HISPANIC	WHITE (NOT HISPANIC)	WHITE (NOT HISPANIC)	Total
					FEMALE	MALE	FEMALE	MALE	FEMALE	MALE	FEMALE	MALE	FEMALE	MALE	
2690	PUEBLO CITY 60	1454	CENTRAL HIGH SCHOOL	11TH	2	1	0	0	4	3	67	77	41	30	225
2690	PUEBLO CITY 60	1454	CENTRAL HIGH SCHOOL	12TH	4	0	0	0	3	8	41	52	22	30	160
2690	PUEBLO CITY 60	1454	CENTRAL HIGH SCHOOL	SCHOOL 1	10	13	0	1	15	18	302	354	133	146	992
2690	PUEBLO CITY 60	1488	CESAR CHAVEZ ACADEMY	HALF DAY	0	0	0	0	2	2	27	28	12	9	80
2690	PUEBLO CITY 60	1488	CESAR CHAVEZ ACADEMY	KINDERG/	1	0	0	0	0	1	15	15	3	6	41
2690	PUEBLO CITY 60	1488	CESAR CHAVEZ ACADEMY	1ST	0	0	1	2	0	0	59	58	8	13	141
2690	PUEBLO CITY 60	1488	CESAR CHAVEZ ACADEMY	2ND	0	1	1	0	0	2	49	52	15	10	130
2690	PUEBLO CITY 60	1488	CESAR CHAVEZ ACADEMY	3RD	0	0	0	0	1	0	45	41	14	7	108
2690	PUEBLO CITY 60	1488	CESAR CHAVEZ ACADEMY	4TH	0	2	0	0	0	0	51	47	11	13	124
2690	PUEBLO CITY 60	1488	CESAR CHAVEZ ACADEMY	5TH	1	0	1	2	2	0	38	40	8	13	105
2690	PUEBLO CITY 60	1488	CESAR CHAVEZ ACADEMY	6TH	1	3	1	0	3	0	59	55	13	14	149
2690	PUEBLO CITY 60	1488	CESAR CHAVEZ ACADEMY	7TH	1	1	0	1	0	2	44	42	13	21	125
2690	PUEBLO CITY 60	1488	CESAR CHAVEZ ACADEMY	8TH	0	0	1	1	2	1	37	31	14	14	101
2690	PUEBLO CITY 60	1488	CESAR CHAVEZ ACADEMY	SCHOOL 1	4	7	5	6	10	8	424	409	111	120	1,104
2690	PUEBLO CITY 60	1504	GOODNIGHT ELEMENTARY SCHOOL	PK	0	0	1	1	2	1	5	14	2	4	30
2690	PUEBLO CITY 60	1504	GOODNIGHT ELEMENTARY SCHOOL	KINDERG/	0	0	0	1	4	4	29	19	17	20	94
2690	PUEBLO CITY 60	1504	GOODNIGHT ELEMENTARY SCHOOL	1ST	0	2	1	0	2	2	19	20	17	13	76
2690	PUEBLO CITY 60	1504	GOODNIGHT ELEMENTARY SCHOOL	2ND	0	0	0	1	1	3	21	19	12	11	68
2690	PUEBLO CITY 60	1504	GOODNIGHT ELEMENTARY SCHOOL	3RD	1	0	0	0	2	0	20	21	20	16	80
2690	PUEBLO CITY 60	1504	GOODNIGHT ELEMENTARY SCHOOL	4TH	0	0	0	1	2	1	26	12	22	16	80
2690	PUEBLO CITY 60	1504	GOODNIGHT ELEMENTARY SCHOOL	5TH	0	0	0	0	0	0	19	24	19	23	87
2690	PUEBLO CITY 60	1504	GOODNIGHT ELEMENTARY SCHOOL	6TH	0	0	0	0	2	0	11	12	15	8	48
2690	PUEBLO CITY 60	1504	GOODNIGHT ELEMENTARY SCHOOL	7TH	0	0	0	0	1	0	6	2	11	7	27
2690	PUEBLO CITY 60	1504	GOODNIGHT ELEMENTARY SCHOOL	8TH	0	0	0	0	1	0	5	1	5	5	17
2690	PUEBLO CITY 60	1504	GOODNIGHT ELEMENTARY SCHOOL	SCHOOL 1	1	2	2	4	19	11	161	144	140	123	607
2690	PUEBLO CITY 60	1828	COLUMBIAN ELEMENTARY SCHOOL	PK	0	0	0	0	1	2	24	25	9	12	74
2690	PUEBLO CITY 60	1828	COLUMBIAN ELEMENTARY SCHOOL	KINDERG/	0	0	0	0	0	0	29	14	1	4	49
2690	PUEBLO CITY 60	1828	COLUMBIAN ELEMENTARY SCHOOL	1ST	0	0	0	0	0	0	21	15	4	8	48
2690	PUEBLO CITY 60	1828	COLUMBIAN ELEMENTARY SCHOOL	2ND	1	0	0	0	0	0	20	21	3	9	55
2690	PUEBLO CITY 60	1828	COLUMBIAN ELEMENTARY SCHOOL	3RD	0	0	0	0	0	1	13	24	4	6	48
2690	PUEBLO CITY 60	1828	COLUMBIAN ELEMENTARY SCHOOL	4TH	0	1	0	0	1	1	15	12	4	5	39
2690	PUEBLO CITY 60	1828	COLUMBIAN ELEMENTARY SCHOOL	5TH	0	0	0	0	1	0	15	13	5	2	36
2690	PUEBLO CITY 60	1828	COLUMBIAN ELEMENTARY SCHOOL	SCHOOL 1	1	3	0	0	4	4	137	124	30	46	349
2690	PUEBLO CITY 60	1872	COMMUNITY TRANSITION HOUSE	12TH	1	0	0	0	2	0	22	17	14	29	86
2690	PUEBLO CITY 60	1872	COMMUNITY TRANSITION HOUSE	SCHOOL 1	1	1	0	0	0	2	22	17	14	29	86
2690	PUEBLO CITY 60	1898	CORWIN MIDDLE SCHOOL	6TH	0	2	0	0	2	1	37	38	7	9	96
2690	PUEBLO CITY 60	1898	CORWIN MIDDLE SCHOOL	7TH	3	4	0	0	2	4	28	34	10	16	101
2690	PUEBLO CITY 60	1898	CORWIN MIDDLE SCHOOL	8TH	0	1	0	0	2	3	27	58	10	15	116
2690	PUEBLO CITY 60	1898	CORWIN MIDDLE SCHOOL	SCHOOL 1	3	7	0	0	6	8	92	130	27	40	313
2690	PUEBLO CITY 60	2217	DOLORES HUERTA PREPARATORY HIGH SCHOOL	9TH	0	0	2	0	0	1	52	46	12	18	131
2690	PUEBLO CITY 60	2217	DOLORES HUERTA PREPARATORY HIGH SCHOOL	10TH	0	1	0	0	1	0	43	39	13	22	119
2690	PUEBLO CITY 60	2217	DOLORES HUERTA PREPARATORY HIGH SCHOOL	11TH	0	1	1	0	0	2	26	28	16	21	95
2690	PUEBLO CITY 60	2217	DOLORES HUERTA PREPARATORY HIGH SCHOOL	12TH	0	1	0	0	0	1	37	25	21	22	107
2690	PUEBLO CITY 60	2217	DOLORES HUERTA PREPARATORY HIGH SCHOOL	SCHOOL 1	0	3	3	0	1	4	158	138	62	83	452
2690	PUEBLO CITY 60	2394	EAST HIGH SCHOOL	9TH	2	1	2	2	4	10	119	149	43	49	381
2690	PUEBLO CITY 60	2394	EAST HIGH SCHOOL	10TH	0	2	1	1	4	0	79	92	36	40	255
2690	PUEBLO CITY 60	2394	EAST HIGH SCHOOL	11TH	0	1	0	0	1	6	66	81	38	40	233
2690	PUEBLO CITY 60	2394	EAST HIGH SCHOOL	12TH	1	0	1	1	4	0	47	54	21	30	159
2690	PUEBLO CITY 60	2394	EAST HIGH SCHOOL	SCHOOL 1	3	4	4	4	13	16	311	376	138	159	1,028
2690	PUEBLO CITY 60	2438	EVA R BACA ELEMENTARY SCHOOL	PK	0	0	0	0	0	0	12	18	1	2	33
2690	PUEBLO CITY 60	2438	EVA R BACA ELEMENTARY SCHOOL	KINDERG/	0	0	0	0	0	0	20	18	6	5	49
2690	PUEBLO CITY 60	2438	EVA R BACA ELEMENTARY SCHOOL	1ST	0	0	0	0	0	0	20	18	3	5	46
2690	PUEBLO CITY 60	2438	EVA R BACA ELEMENTARY SCHOOL	2ND	0	0	0	0	2	0	21	14	1	1	39
2690	PUEBLO CITY 60	2438	EVA R BACA ELEMENTARY SCHOOL	3RD	0	0	0	0	0	0	14	17	2	3	36
2690	PUEBLO CITY 60	2438	EVA R BACA ELEMENTARY SCHOOL	4TH	0	0	0	0	0	1	11	20	4	1	37
2690	PUEBLO CITY 60	2438	EVA R BACA ELEMENTARY SCHOOL	5TH	0	0	0	0	0	0	9	7	2	4	22
2690	PUEBLO CITY 60	2438	EVA R BACA ELEMENTARY SCHOOL	SCHOOL 1	0	0	0	0	2	1	107	112	19	21	262
2690	PUEBLO CITY 60	3098	FOUNTAIN ELEMENTARY SCHOOL	PK	0	0	0	0	0	0	12	19	5	4	40
2690	PUEBLO CITY 60	3098	FOUNTAIN ELEMENTARY SCHOOL	KINDERG/	0	0	0	0	1	1	15	16	3	7	43
2690	PUEBLO CITY 60	3098	FOUNTAIN ELEMENTARY SCHOOL	1ST	0	0	0	0	0	1	13	18	4	6	42
2690	PUEBLO CITY 60	3098	FOUNTAIN ELEMENTARY SCHOOL	2ND	1	0	0	0	1	1	16	15	3	2	39
2690	PUEBLO CITY 60	3098	FOUNTAIN ELEMENTARY SCHOOL	3RD	0	0	0	0	0	0	18	21	8	5	52
2690	PUEBLO CITY 60	3098	FOUNTAIN ELEMENTARY SCHOOL	4TH	0	0	0	0	0	0	14	21	4	3	42
2690	PUEBLO CITY 60	3098	FOUNTAIN ELEMENTARY SCHOOL	5TH	0	0	0	0	0	1	10	14	11	2	38
2690	PUEBLO CITY 60	3098	FOUNTAIN ELEMENTARY SCHOOL	SCHOOL 1	1	0	0	0	2	4	98	124	38	29	296
2690	PUEBLO CITY 60	3206	FREED MIDDLE SCHOOL	6TH	1	4	1	0	1	0	44	36	37	46	170
2690	PUEBLO CITY 60	3206	FREED MIDDLE SCHOOL	7TH	1	1	0	0	3	1	40	50	33	26	155

COLORADO DEPARTMENT OF EDUCATION
FALL 2007 PUPIL MEMBERSHIP BY DISTRICT, SCHOOL, GRADE, RACE/ETHNICITY, AND GENDER


District Code	DISTRICT	School Code	SCHOOL	GRADE	AMERICAN INDIAN OR ALASKAN NATIVE	AMERICAN INDIAN OR ALASKAN NATIVE	ASIAN OR PACIFIC ISLANDER	ASIAN OR PACIFIC ISLANDER	BLACK (NOT HISPANIC)	BLACK (NOT HISPANIC)	HISPANIC	HISPANIC	WHITE (NOT HISPANIC)	WHITE (NOT HISPANIC)	Total
					FEMALE	MALE	FEMALE	MALE	FEMALE	MALE	FEMALE	MALE	FEMALE	MALE	
2690	PUEBLO CITY 60	3206	FREED MIDDLE SCHOOL	8TH	2	2	1	0	7	4	50	42	18	29	155
2690	PUEBLO CITY 60	3206	FREED MIDDLE SCHOOL	SCHOOL 1	4	7	2	0	11	5	134	128	88	101	480
2690	PUEBLO CITY 60	3724	HAAFF ELEMENTARY SCHOOL	PK	0	0	0	1	0	1	6	12	4	9	33
2690	PUEBLO CITY 60	3724	HAAFF ELEMENTARY SCHOOL	HALF DAY	0	0	1	0	1	1	7	10	8	13	41
2690	PUEBLO CITY 60	3724	HAAFF ELEMENTARY SCHOOL	1ST	0	0	0	0	0	0	9	19	10	14	52
2690	PUEBLO CITY 60	3724	HAAFF ELEMENTARY SCHOOL	2ND	0	0	3	0	0	0	14	12	11	13	53
2690	PUEBLO CITY 60	3724	HAAFF ELEMENTARY SCHOOL	3RD	1	0	0	1	1	2	9	10	6	16	46
2690	PUEBLO CITY 60	3724	HAAFF ELEMENTARY SCHOOL	4TH	0	0	0	1	0	1	7	13	15	9	46
2690	PUEBLO CITY 60	3724	HAAFF ELEMENTARY SCHOOL	5TH	0	0	0	1	0	0	11	14	21	13	60
2690	PUEBLO CITY 60	3724	HAAFF ELEMENTARY SCHOOL	SCHOOL 1	1	0	4	4	2	5	63	90	75	87	331
2690	PUEBLO CITY 60	3924	HERITAGE ELEMENTARY SCHOOL	PK	0	0	0	0	0	0	8	9	6	9	32
2690	PUEBLO CITY 60	3924	HERITAGE ELEMENTARY SCHOOL	HALF DAY	0	0	0	0	1	1	3	2	3	7	17
2690	PUEBLO CITY 60	3924	HERITAGE ELEMENTARY SCHOOL	KINDERG/	0	0	0	0	1	0	9	16	7	8	41
2690	PUEBLO CITY 60	3924	HERITAGE ELEMENTARY SCHOOL	1ST	0	1	0	1	2	12	17	10	8	52	
2690	PUEBLO CITY 60	3924	HERITAGE ELEMENTARY SCHOOL	2ND	0	1	0	0	1	1	16	16	13	11	59
2690	PUEBLO CITY 60	3924	HERITAGE ELEMENTARY SCHOOL	3RD	1	0	0	0	0	0	12	12	9	8	42
2690	PUEBLO CITY 60	3924	HERITAGE ELEMENTARY SCHOOL	4TH	0	2	1	0	2	1	19	9	14	17	65
2690	PUEBLO CITY 60	3924	HERITAGE ELEMENTARY SCHOOL	5TH	0	0	0	2	0	1	12	13	18	15	61
2690	PUEBLO CITY 60	3924	HERITAGE ELEMENTARY SCHOOL	SCHOOL 1	1	4	1	3	6	6	91	94	80	83	369
2690	PUEBLO CITY 60	3976	HIGHLAND PARK ELEMENTARY SCHOOL	PK	0	0	0	0	1	1	18	15	5	11	51
2690	PUEBLO CITY 60	3976	HIGHLAND PARK ELEMENTARY SCHOOL	HALF DAY	0	0	0	1	2	0	23	13	13	12	64
2690	PUEBLO CITY 60	3976	HIGHLAND PARK ELEMENTARY SCHOOL	1ST	0	0	0	0	1	1	24	20	16	14	76
2690	PUEBLO CITY 60	3976	HIGHLAND PARK ELEMENTARY SCHOOL	2ND	0	0	0	1	1	1	18	32	15	17	86
2690	PUEBLO CITY 60	3976	HIGHLAND PARK ELEMENTARY SCHOOL	3RD	0	0	0	0	0	1	24	24	17	16	82
2690	PUEBLO CITY 60	3976	HIGHLAND PARK ELEMENTARY SCHOOL	4TH	1	0	0	0	2	2	15	19	18	19	76
2690	PUEBLO CITY 60	3976	HIGHLAND PARK ELEMENTARY SCHOOL	5TH	0	0	1	0	4	2	26	22	14	17	87
2690	PUEBLO CITY 60	3976	HIGHLAND PARK ELEMENTARY SCHOOL	SCHOOL 1	1	2	1	2	11	8	148	145	98	106	522
2690	PUEBLO CITY 60	4302	IRVING ELEMENTARY SCHOOL	PK	0	0	1	1	0	1	18	11	2	7	40
2690	PUEBLO CITY 60	4302	IRVING ELEMENTARY SCHOOL	KINDERG/	0	0	0	0	0	1	11	19	4	6	41
2690	PUEBLO CITY 60	4302	IRVING ELEMENTARY SCHOOL	1ST	1	0	0	0	0	1	20	22	10	4	58
2690	PUEBLO CITY 60	4302	IRVING ELEMENTARY SCHOOL	2ND	0	0	0	0	0	1	24	10	4	14	53
2690	PUEBLO CITY 60	4302	IRVING ELEMENTARY SCHOOL	3RD	0	0	0	0	0	2	25	16	9	5	58
2690	PUEBLO CITY 60	4302	IRVING ELEMENTARY SCHOOL	4TH	1	0	0	0	0	1	12	19	6	7	46
2690	PUEBLO CITY 60	4302	IRVING ELEMENTARY SCHOOL	5TH	0	0	0	0	2	1	9	21	3	4	41
2690	PUEBLO CITY 60	4302	IRVING ELEMENTARY SCHOOL	SCHOOL 1	2	2	0	1	4	6	119	118	38	47	337
2690	PUEBLO CITY 60	4376	JAMES H RISLEY MIDDLE SCHOOL	6TH	1	0	0	0	1	4	36	43	2	1	84
2690	PUEBLO CITY 60	4376	JAMES H RISLEY MIDDLE SCHOOL	7TH	0	0	1	0	0	0	60	38	2	3	104
2690	PUEBLO CITY 60	4376	JAMES H RISLEY MIDDLE SCHOOL	8TH	1	0	0	0	1	1	43	66	12	4	128
2690	PUEBLO CITY 60	4376	JAMES H RISLEY MIDDLE SCHOOL	SCHOOL 1	2	0	1	0	2	1	139	147	16	8	316
2690	PUEBLO CITY 60	5048	LEMUEL PITTS MIDDLE SCHOOL	6TH	2	2	0	0	7	2	30	49	43	46	181
2690	PUEBLO CITY 60	5048	LEMUEL PITTS MIDDLE SCHOOL	7TH	0	0	0	1	3	4	42	56	34	46	186
2690	PUEBLO CITY 60	5048	LEMUEL PITTS MIDDLE SCHOOL	8TH	1	0	0	0	4	4	69	52	34	52	216
2690	PUEBLO CITY 60	5048	LEMUEL PITTS MIDDLE SCHOOL	SCHOOL 1	3	2	0	1	14	10	141	157	111	144	583
2690	PUEBLO CITY 60	5916	MINNEQUA ELEMENTARY SCHOOL	PK	0	0	0	0	0	1	19	27	6	5	58
2690	PUEBLO CITY 60	5916	MINNEQUA ELEMENTARY SCHOOL	KINDERG/	0	0	1	0	1	0	22	21	2	6	53
2690	PUEBLO CITY 60	5916	MINNEQUA ELEMENTARY SCHOOL	1ST	1	1	0	0	0	1	31	21	4	2	61
2690	PUEBLO CITY 60	5916	MINNEQUA ELEMENTARY SCHOOL	2ND	1	1	0	0	0	2	14	22	4	2	46
2690	PUEBLO CITY 60	5916	MINNEQUA ELEMENTARY SCHOOL	3RD	0	0	0	0	0	1	16	26	4	2	49
2690	PUEBLO CITY 60	5916	MINNEQUA ELEMENTARY SCHOOL	4TH	1	0	1	0	0	1	15	11	2	1	32
2690	PUEBLO CITY 60	5916	MINNEQUA ELEMENTARY SCHOOL	5TH	0	0	0	0	1	0	15	15	3	2	36
2690	PUEBLO CITY 60	5916	MINNEQUA ELEMENTARY SCHOOL	SCHOOL 1	3	2	2	0	2	6	132	143	25	20	335
2690	PUEBLO CITY 60	6132	MORTON ELEMENTARY SCHOOL	PK	0	0	1	0	1	0	21	20	8	10	61
2690	PUEBLO CITY 60	6132	MORTON ELEMENTARY SCHOOL	HALF DAY	0	0	0	0	1	1	8	10	6	10	36
2690	PUEBLO CITY 60	6132	MORTON ELEMENTARY SCHOOL	KINDERG/	0	1	1	1	0	0	4	6	5	4	22
2690	PUEBLO CITY 60	6132	MORTON ELEMENTARY SCHOOL	1ST	1	1	1	1	0	1	12	15	13	14	59
2690	PUEBLO CITY 60	6132	MORTON ELEMENTARY SCHOOL	2ND	0	0	0	0	3	0	14	20	11	16	64
2690	PUEBLO CITY 60	6132	MORTON ELEMENTARY SCHOOL	3RD	1	0	1	2	0	0	17	22	15	18	76
2690	PUEBLO CITY 60	6132	MORTON ELEMENTARY SCHOOL	4TH	1	0	0	0	2	3	11	15	11	11	54
2690	PUEBLO CITY 60	6132	MORTON ELEMENTARY SCHOOL	5TH	0	0	0	0	0	5	17	18	19	22	81
2690	PUEBLO CITY 60	6132	MORTON ELEMENTARY SCHOOL	SCHOOL 1	3	2	4	4	7	10	104	126	88	105	453
2690	PUEBLO CITY 60	6504	OLGA A HELLBECK ELEMENTARY SCHOOL	PK	0	1	0	0	0	0	19	23	12	5	60
2690	PUEBLO CITY 60	6504	OLGA A HELLBECK ELEMENTARY SCHOOL	HALF DAY	0	0	0	0	0	0	0	1	0	2	3
2690	PUEBLO CITY 60	6504	OLGA A HELLBECK ELEMENTARY SCHOOL	KINDERG/	0	0	0	0	0	3	16	18	4	6	47
2690	PUEBLO CITY 60	6504	OLGA A HELLBECK ELEMENTARY SCHOOL	1ST	1	1	0	0	3	0	19	25	4	4	57
2690	PUEBLO CITY 60	6504	OLGA A HELLBECK ELEMENTARY SCHOOL	2ND	1	0	0	0	2	0	17	18	4	6	48
2690	PUEBLO CITY 60	6504	OLGA A HELLBECK ELEMENTARY SCHOOL	3RD	0	0	0	0	0	1	13	22	1	3	40
2690	PUEBLO CITY 60	6504	OLGA A HELLBECK ELEMENTARY SCHOOL	4TH	0	0	0	0	1	1	11	9	4	11	37

COLORADO DEPARTMENT OF EDUCATION
FALL 2007 PUPIL MEMBERSHIP BY DISTRICT, SCHOOL, GRADE, RACE/ETHNICITY, AND GENDER

District Code	DISTRICT	School Code	SCHOOL	GRADE	AMERICAN INDIAN OR ALASKAN NATIVE		AMERICAN INDIAN OR ALASKAN NATIVE		ASIAN OR PACIFIC ISLANDER		ASIAN OR PACIFIC ISLANDER		BLACK (NOT HISPANIC)		BLACK (NOT HISPANIC)		WHITE (NOT HISPANIC)		WHITE (NOT HISPANIC)		Total
					FEMALE	MALE	FEMALE	MALE	FEMALE	MALE	FEMALE	MALE	FEMALE	MALE	FEMALE	MALE	FEMALE	MALE	FEMALE	MALE	
2690	PUEBLO CITY 60	6504	OLGA A HELLBECK ELEMENTARY SCHOOL	5TH	0	0	1	0	1	0	1	0	14	16	5	6	43				
2690	PUEBLO CITY 60	6504	OLGA A HELLBECK ELEMENTARY SCHOOL	SCHOOL 1	2	2	1	0	7	5	109	132	34	43	335						
2690	PUEBLO CITY 60	6770	PARK VIEW ELEMENTARY SCHOOL	PK	1	1	0	0	0	0	0	13	22	1	5	43					
2690	PUEBLO CITY 60	6770	PARK VIEW ELEMENTARY SCHOOL	HALF DAY	2	0	0	0	0	0	7	5	2	0	16						
2690	PUEBLO CITY 60	6770	PARK VIEW ELEMENTARY SCHOOL	KINDERG/	0	0	0	0	0	0	18	23	2	2	45						
2690	PUEBLO CITY 60	6770	PARK VIEW ELEMENTARY SCHOOL	1ST	0	0	0	0	0	2	20	21	4	2	49						
2690	PUEBLO CITY 60	6770	PARK VIEW ELEMENTARY SCHOOL	2ND	0	0	1	0	0	2	24	19	3	6	55						
2690	PUEBLO CITY 60	6770	PARK VIEW ELEMENTARY SCHOOL	3RD	0	0	0	0	0	0	21	17	3	6	47						
2690	PUEBLO CITY 60	6770	PARK VIEW ELEMENTARY SCHOOL	4TH	1	0	0	1	1	2	17	18	3	4	47						
2690	PUEBLO CITY 60	6770	PARK VIEW ELEMENTARY SCHOOL	5TH	0	0	0	0	0	0	18	25	3	1	48						
2690	PUEBLO CITY 60	6770	PARK VIEW ELEMENTARY SCHOOL	SCHOOL 1	5	1	1	1	1	6	138	150	21	26	350						
2690	PUEBLO CITY 60	7209	PUEBLO CHARTER SCHOOL FOR THE ARTS & SCIENCES	KINDERG/	0	0	0	0	2	0	13	9	12	9	45						
2690	PUEBLO CITY 60	7209	PUEBLO CHARTER SCHOOL FOR THE ARTS & SCIENCES	1ST	0	1	0	0	0	0	13	13	16	11	54						
2690	PUEBLO CITY 60	7209	PUEBLO CHARTER SCHOOL FOR THE ARTS & SCIENCES	2ND	1	0	0	0	0	1	15	12	6	8	43						
2690	PUEBLO CITY 60	7209	PUEBLO CHARTER SCHOOL FOR THE ARTS & SCIENCES	3RD	0	0	0	0	0	2	9	13	7	8	39						
2690	PUEBLO CITY 60	7209	PUEBLO CHARTER SCHOOL FOR THE ARTS & SCIENCES	4TH	0	1	0	0	0	2	8	10	13	9	43						
2690	PUEBLO CITY 60	7209	PUEBLO CHARTER SCHOOL FOR THE ARTS & SCIENCES	5TH	0	0	0	0	1	0	16	5	7	7	36						
2690	PUEBLO CITY 60	7209	PUEBLO CHARTER SCHOOL FOR THE ARTS & SCIENCES	6TH	0	0	1	0	1	0	19	10	7	10	48						
2690	PUEBLO CITY 60	7209	PUEBLO CHARTER SCHOOL FOR THE ARTS & SCIENCES	7TH	1	0	1	0	1	0	10	13	7	8	42						
2690	PUEBLO CITY 60	7209	PUEBLO CHARTER SCHOOL FOR THE ARTS & SCIENCES	8TH	1	1	0	0	0	0	5	4	5	7	23						
2690	PUEBLO CITY 60	7209	PUEBLO CHARTER SCHOOL FOR THE ARTS & SCIENCES	SCHOOL 1	3	3	2	0	5	6	108	89	80	77	373						
2690	PUEBLO CITY 60	7481	RONCALLI MIDDLE SCHOOL	6TH	1	1	0	3	3	42	73	49	49	222							
2690	PUEBLO CITY 60	7481	RONCALLI MIDDLE SCHOOL	7TH	0	0	0	0	4	6	60	58	47	42	217						
2690	PUEBLO CITY 60	7481	RONCALLI MIDDLE SCHOOL	8TH	1	0	0	1	4	3	38	66	43	37	193						
2690	PUEBLO CITY 60	7481	RONCALLI MIDDLE SCHOOL	SCHOOL 1	2	1	1	1	11	12	140	197	139	128	632						
2690	PUEBLO CITY 60	7748	KEATING CONTINUING EDUCATION	5TH	0	0	0	0	0	0	0	2	0	0	2						
2690	PUEBLO CITY 60	7748	KEATING CONTINUING EDUCATION	6TH	0	0	0	0	0	0	1	0	0	0	1						
2690	PUEBLO CITY 60	7748	KEATING CONTINUING EDUCATION	7TH	0	0	0	0	0	0	0	1	0	0	1						
2690	PUEBLO CITY 60	7748	KEATING CONTINUING EDUCATION	8TH	0	0	0	0	0	0	0	5	0	0	5						
2690	PUEBLO CITY 60	7748	KEATING CONTINUING EDUCATION	9TH	0	3	0	0	3	0	30	41	8	9	94						
2690	PUEBLO CITY 60	7748	KEATING CONTINUING EDUCATION	10TH	0	2	0	0	0	0	30	11	7	8	58						
2690	PUEBLO CITY 60	7748	KEATING CONTINUING EDUCATION	11TH	1	1	0	1	2	23	10	5	6	49							
2690	PUEBLO CITY 60	7748	KEATING CONTINUING EDUCATION	12TH	0	0	0	0	0	1	12	7	3	4	27						
2690	PUEBLO CITY 60	7748	KEATING CONTINUING EDUCATION	SCHOOL 1	1	6	0	4	3	96	77	23	27	237							
2690	PUEBLO CITY 60	8030	SOMERLID ELEMENTARY SCHOOL	PK	0	0	0	0	0	1	12	8	9	9	39						
2690	PUEBLO CITY 60	8030	SOMERLID ELEMENTARY SCHOOL	KINDERG/	0	0	0	0	0	0	9	14	16	10	49						
2690	PUEBLO CITY 60	8030	SOMERLID ELEMENTARY SCHOOL	1ST	0	0	0	0	0	0	9	21	9	11	50						
2690	PUEBLO CITY 60	8030	SOMERLID ELEMENTARY SCHOOL	2ND	0	0	0	0	0	0	7	10	10	16	43						
2690	PUEBLO CITY 60	8030	SOMERLID ELEMENTARY SCHOOL	3RD	0	0	0	0	0	2	14	9	7	8	40						
2690	PUEBLO CITY 60	8030	SOMERLID ELEMENTARY SCHOOL	4TH	0	0	0	0	0	0	10	11	16	5	42						
2690	PUEBLO CITY 60	8030	SOMERLID ELEMENTARY SCHOOL	5TH	0	0	0	0	1	0	12	12	14	8	47						
2690	PUEBLO CITY 60	8030	SOMERLID ELEMENTARY SCHOOL	SCHOOL 1	0	0	0	0	3	73	85	81	67	310							
2690	PUEBLO CITY 60	8082	SOUTH HIGH SCHOOL	9TH	3	2	0	0	7	9	107	123	104	119	474						
2690	PUEBLO CITY 60	8082	SOUTH HIGH SCHOOL	10TH	5	3	0	2	3	11	63	93	102	92	374						
2690	PUEBLO CITY 60	8082	SOUTH HIGH SCHOOL	11TH	2	4	0	1	4	6	71	85	73	77	323						
2690	PUEBLO CITY 60	8082	SOUTH HIGH SCHOOL	12TH	4	4	3	1	4	6	49	46	72	63	252						
2690	PUEBLO CITY 60	8082	SOUTH HIGH SCHOOL	SCHOOL 1	14	13	3	4	18	32	290	347	351	351	1,423						
2690	PUEBLO CITY 60	8116	SOUTH PARK ELEMENTARY SCHOOL	PK	0	0	0	0	0	0	14	10	3	7	34						
2690	PUEBLO CITY 60	8116	SOUTH PARK ELEMENTARY SCHOOL	KINDERG/	1	0	1	0	0	2	15	21	11	5	56						
2690	PUEBLO CITY 60	8116	SOUTH PARK ELEMENTARY SCHOOL	1ST	0	0	0	0	0	0	20	17	6	6	49						
2690	PUEBLO CITY 60	8116	SOUTH PARK ELEMENTARY SCHOOL	2ND	0	0	1	0	0	1	17	25	10	5	59						
2690	PUEBLO CITY 60	8116	SOUTH PARK ELEMENTARY SCHOOL	3RD	1	0	0	0	0	0	18	20	9	10	58						
2690	PUEBLO CITY 60	8116	SOUTH PARK ELEMENTARY SCHOOL	4TH	0	0	0	0	1	1	16	19	7	4	48						
2690	PUEBLO CITY 60	8116	SOUTH PARK ELEMENTARY SCHOOL	5TH	0	0	0	0	0	0	16	16	7	9	48						
2690	PUEBLO CITY 60	8116	SOUTH PARK ELEMENTARY SCHOOL	SCHOOL 1	2	2	2	0	1	4	116	128	53	46	352						
2690	PUEBLO CITY 60	8143	SPANN ELEMENTARY SCHOOL	PK	0	0	0	0	0	1	20	20	2	5	48						
2690	PUEBLO CITY 60	8143	SPANN ELEMENTARY SCHOOL	KINDERG/	0	0	0	0	0	1	10	22	1	3	37						
2690	PUEBLO CITY 60	8143	SPANN ELEMENTARY SCHOOL	1ST	0	0	0	0	1	0	21	18	5	6	51						
2690	PUEBLO CITY 60	8143	SPANN ELEMENTARY SCHOOL	2ND	1	0	0	0	1	1	14	10	0	7	34						
2690	PUEBLO CITY 60	8143	SPANN ELEMENTARY SCHOOL	3RD	0	2	0	0	0	2	15	11	4	3	37						
2690	PUEBLO CITY 60	8143	SPANN ELEMENTARY SCHOOL	4TH	1	0	0	0	1	1	13	16	2	4	37						
2690	PUEBLO CITY 60	8143	SPANN ELEMENTARY SCHOOL	5TH	0	0	0	1	0	1	14	11	2	2	31						
2690	PUEBLO CITY 60	8143	SPANN ELEMENTARY SCHOOL	SCHOOL 1	2	2	0	1	2	7	107	108	16	30	275						
2690	PUEBLO CITY 60	8402	SUNSET PARK ELEMENTARY SCHOOL	PK	0	0	0	0	1	0	18	20	11	10	60						
2690	PUEBLO CITY 60	8402	SUNSET PARK ELEMENTARY SCHOOL	HALF DAY	0	0	0	0	1	1	11	25	17	19	74						
2690	PUEBLO CITY 60	8402	SUNSET PARK ELEMENTARY SCHOOL	1ST	0	0	0	1	2	10	26	14	20	74							
2690	PUEBLO CITY 60	8402	SUNSET PARK ELEMENTARY SCHOOL	2ND	0	0	0	0	1	1	20	21	21	19	83						

COLORADO DEPARTMENT OF EDUCATION
FALL 2007 PUPIL MEMBERSHIP BY DISTRICT, SCHOOL, GRADE, RACE/ETHNICITY, AND GENDER

District Code	DISTRICT	School Code	SCHOOL	GRADE	AMERICAN INDIAN OR ALASKAN NATIVE		AMERICAN INDIAN OR ALASKAN NATIVE		ASIAN OR PACIFIC ISLANDER		ASIAN OR PACIFIC ISLANDER		BLACK (NOT HISPANIC)		BLACK (NOT HISPANIC)		WHITE (NOT HISPANIC)		WHITE (NOT HISPANIC)		Total
					Female	Male	Female	Male	Female	Male	Female	Male	Female	Male	Female	Male	Female	Male	Female	Male	
2690	PUEBLO CITY 60	8402	SUNSET PARK ELEMENTARY SCHOOL	3RD	0	0	0	0	1	0	1	0	14	14	24	19	73				
2690	PUEBLO CITY 60	8402	SUNSET PARK ELEMENTARY SCHOOL	4TH	1	1	0	0	0	2	3	19	18	15	16	75					
2690	PUEBLO CITY 60	8402	SUNSET PARK ELEMENTARY SCHOOL	5TH	0	0	0	0	0	1	1	20	12	22	19	75					
2690	PUEBLO CITY 60	8402	SUNSET PARK ELEMENTARY SCHOOL	SCHOOL 1	1	1	0	0	2	7	9	112	136	124	122	514					
2690	PUEBLO CITY 60	9188	W H HEATON MIDDLE SCHOOL	6TH	1	1	1	1	1	5	2	62	68	34	52	227					
2690	PUEBLO CITY 60	9188	W H HEATON MIDDLE SCHOOL	7TH	1	1	0	1	3	4	54	61	38	44	207						
2690	PUEBLO CITY 60	9188	W H HEATON MIDDLE SCHOOL	8TH	2	2	3	1	3	5	68	66	43	30	223						
2690	PUEBLO CITY 60	9188	W H HEATON MIDDLE SCHOOL	SCHOOL 1	4	4	4	4	3	11	11	184	195	115	126	657					
2690	PUEBLO CITY 60	9785	YOUTH & FAMILY ACADEMY CHARTER	7TH	0	0	0	0	0	0	1	6	7	1	16						
2690	PUEBLO CITY 60	9785	YOUTH & FAMILY ACADEMY CHARTER	8TH	0	0	0	0	0	0	0	15	12	7	42						
2690	PUEBLO CITY 60	9785	YOUTH & FAMILY ACADEMY CHARTER	9TH	1	1	0	0	0	0	0	30	28	7	88						
2690	PUEBLO CITY 60	9785	YOUTH & FAMILY ACADEMY CHARTER	10TH	1	0	0	0	0	0	1	11	8	7	10	38					
2690	PUEBLO CITY 60	9785	YOUTH & FAMILY ACADEMY CHARTER	11TH	0	1	0	0	0	3	0	9	14	2	31						
2690	PUEBLO CITY 60	9785	YOUTH & FAMILY ACADEMY CHARTER	12TH	0	0	0	0	0	0	3	1	0	3	7						
2690	PUEBLO CITY 60	9785	YOUTH & FAMILY ACADEMY CHARTER	SCHOOL 1	2	2	2	0	0	3	2	74	70	24	45	222					
2690	PUEBLO CITY 60		DISTRICT TOTAL		104	115	64	60	232	286	5,462	5,835	2,958	3,174	18,290						
2700	PUEBLO COUNTY RURAL 70	0025	SKY VIEW MIDDLE SCHOOL	6TH	0	0	0	0	0	0	2	26	20	68	75	191					
2700	PUEBLO COUNTY RURAL 70	0025	SKY VIEW MIDDLE SCHOOL	7TH	0	2	2	0	0	5	5	25	26	70	67	202					
2700	PUEBLO COUNTY RURAL 70	0025	SKY VIEW MIDDLE SCHOOL	8TH	2	0	1	2	3	2	18	24	63	60	175						
2700	PUEBLO COUNTY RURAL 70	0025	SKY VIEW MIDDLE SCHOOL	SCHOOL 1*	2	2	3	2	8	9	69	70	201	202	568						
2700	PUEBLO COUNTY RURAL 70	0026	DESERT SAGE ELEMENTARY SCHOOL	PK	0	0	0	0	0	0	1	6	6	2	8	23					
2700	PUEBLO COUNTY RURAL 70	0026	DESERT SAGE ELEMENTARY SCHOOL	HALF DAY	0	1	0	0	3	1	7	14	17	19	62						
2700	PUEBLO COUNTY RURAL 70	0026	DESERT SAGE ELEMENTARY SCHOOL	1ST	2	0	0	0	1	1	15	17	23	16	75						
2700	PUEBLO COUNTY RURAL 70	0026	DESERT SAGE ELEMENTARY SCHOOL	2ND	3	0	0	0	1	1	16	17	26	28	92						
2700	PUEBLO COUNTY RURAL 70	0026	DESERT SAGE ELEMENTARY SCHOOL	3RD	1	0	0	0	0	3	13	7	15	22	62						
2700	PUEBLO COUNTY RURAL 70	0026	DESERT SAGE ELEMENTARY SCHOOL	4TH	1	1	1	0	1	1	12	15	23	27	81						
2700	PUEBLO COUNTY RURAL 70	0026	DESERT SAGE ELEMENTARY SCHOOL	5TH	0	0	0	1	0	0	8	17	25	32	83						
2700	PUEBLO COUNTY RURAL 70	0026	DESERT SAGE ELEMENTARY SCHOOL	SCHOOL 1	7	2	1	1	6	8	77	93	131	152	478						
2700	PUEBLO COUNTY RURAL 70	0472	AVONDALE ELEMENTARY SCHOOL	PK	0	0	0	0	0	0	0	9	5	1	2	17					
2700	PUEBLO COUNTY RURAL 70	0472	AVONDALE ELEMENTARY SCHOOL	KINDERG/	1	0	0	0	0	0	11	9	8	9	38						
2700	PUEBLO COUNTY RURAL 70	0472	AVONDALE ELEMENTARY SCHOOL	1ST	0	0	0	0	1	0	9	12	4	2	28						
2700	PUEBLO COUNTY RURAL 70	0472	AVONDALE ELEMENTARY SCHOOL	2ND	1	0	0	0	0	0	7	13	5	7	33						
2700	PUEBLO COUNTY RURAL 70	0472	AVONDALE ELEMENTARY SCHOOL	3RD	0	1	0	0	0	1	12	7	2	8	31						
2700	PUEBLO COUNTY RURAL 70	0472	AVONDALE ELEMENTARY SCHOOL	4TH	0	0	0	0	0	0	11	13	4	6	34						
2700	PUEBLO COUNTY RURAL 70	0472	AVONDALE ELEMENTARY SCHOOL	5TH	0	0	0	0	0	0	10	7	11	2	30						
2700	PUEBLO COUNTY RURAL 70	0472	AVONDALE ELEMENTARY SCHOOL	SCHOOL 1*	2	1	0	0	1	1	69	66	35	36	211						
2700	PUEBLO COUNTY RURAL 70	0852	BEULAH ELEMENTARY SCHOOL	KINDERG/	0	0	0	0	0	0	0	1	3	5	9						
2700	PUEBLO COUNTY RURAL 70	0852	BEULAH ELEMENTARY SCHOOL	1ST	0	0	0	0	0	0	0	0	5	11	17						
2700	PUEBLO COUNTY RURAL 70	0852	BEULAH ELEMENTARY SCHOOL	2ND	0	0	0	0	0	0	2	2	3	4	11						
2700	PUEBLO COUNTY RURAL 70	0852	BEULAH ELEMENTARY SCHOOL	3RD	0	0	0	0	1	2	0	9	8	20	30						
2700	PUEBLO COUNTY RURAL 70	0852	BEULAH ELEMENTARY SCHOOL	4TH	0	0	0	0	1	0	0	1	10	7	19						
2700	PUEBLO COUNTY RURAL 70	0852	BEULAH ELEMENTARY SCHOOL	5TH	0	0	0	0	0	1	0	2	6	9	18						
2700	PUEBLO COUNTY RURAL 70	0852	BEULAH ELEMENTARY SCHOOL	SCHOOL 1	0	0	0	0	2	4	2	6	36	44	94						
2700	PUEBLO COUNTY RURAL 70	0856	BEULAH MIDDLE SCHOOL	6TH	0	0	0	0	0	1	1	0	7	5	14						
2700	PUEBLO COUNTY RURAL 70	0856	BEULAH MIDDLE SCHOOL	7TH	0	0	0	0	0	0	0	0	8	8	16						
2700	PUEBLO COUNTY RURAL 70	0856	BEULAH MIDDLE SCHOOL	8TH	0	0	0	0	0	0	0	1	5	8	14						
2700	PUEBLO COUNTY RURAL 70	0856	BEULAH MIDDLE SCHOOL	SCHOOL 1	0	0	0	0	0	1	1	1	20	21	44						
2700	PUEBLO COUNTY RURAL 70	1377	CEDAR RIDGE ELEMENTARY SCHOOL	PK	0	1	1	0	1	0	0	2	13	12	30						
2700	PUEBLO COUNTY RURAL 70	1377	CEDAR RIDGE ELEMENTARY SCHOOL	HALF DAY	0	0	0	0	1	1	2	3	25	26	58						
2700	PUEBLO COUNTY RURAL 70	1377	CEDAR RIDGE ELEMENTARY SCHOOL	1ST	1	1	1	0	0	5	5	22	22	57							
2700	PUEBLO COUNTY RURAL 70	1377	CEDAR RIDGE ELEMENTARY SCHOOL	2ND	0	1	0	1	0	2	5	1	19	25	54						
2700	PUEBLO COUNTY RURAL 70	1377	CEDAR RIDGE ELEMENTARY SCHOOL	3RD	1	2	1	2	0	5	1	22	32	66							
2700	PUEBLO COUNTY RURAL 70	1377	CEDAR RIDGE ELEMENTARY SCHOOL	4TH	1	1	0	0	0	6	10	21	31	70							
2700	PUEBLO COUNTY RURAL 70	1377	CEDAR RIDGE ELEMENTARY SCHOOL	5TH	0	1	0	0	0	5	4	26	24	61							
2700	PUEBLO COUNTY RURAL 70	1377	CEDAR RIDGE ELEMENTARY SCHOOL	SCHOOL 1	4	6	4	3	2	3	28	26	148	172	396						
2700	PUEBLO COUNTY RURAL 70	3279	FUTURES ACADEMY	6TH	0	0	0	0	0	0	0	1	0	2	3						
2700	PUEBLO COUNTY RURAL 70	3279	FUTURES ACADEMY	7TH	0	0	0	0	0	0	0	2	0	2	4						
2700	PUEBLO COUNTY RURAL 70	3279	FUTURES ACADEMY	8TH	0	0	0	0	0	0	0	3	0	1	4						
2700	PUEBLO COUNTY RURAL 70	3279	FUTURES ACADEMY	9TH	0	1	0	0	0	0	0	3	1	6	11						
2700	PUEBLO COUNTY RURAL 70	3279	FUTURES ACADEMY	10TH	0	0	0	0	0	0	1	2	1	5	9						
2700	PUEBLO COUNTY RURAL 70	3279	FUTURES ACADEMY	11TH	0	0	0	0	1	0	5	10	1	3	20						
2700	PUEBLO COUNTY RURAL 70	3279	FUTURES ACADEMY	12TH	0	0	0	1	0	0	5	8	4	4	22						
2700	PUEBLO COUNTY RURAL 70	3279	FUTURES ACADEMY	SCHOOL 1	0	1	0	1	1	0	11	29	7	23	73						
2700	PUEBLO COUNTY RURAL 70	6354	NORTH MESA ELEMENTARY SCHOOL	PK	0	0	0	0	0	0	6	2	5	9	22						
2700	PUEBLO COUNTY RURAL 70	6354	NORTH MESA ELEMENTARY SCHOOL	HALF DAY	0	0	0	0	2	1	8	4	13	10	38						
2700	PUEBLO COUNTY RURAL 70	6354	NORTH MESA ELEMENTARY SCHOOL	1ST	0	0	0	0	0	8	2	16	19	45							
2700	PUEBLO COUNTY RURAL 70	6354	NORTH MESA ELEMENTARY SCHOOL	2ND	0	3	0	0	1	0	11	18	16	16	65						



COLORADO DEPARTMENT OF EDUCATION
FALL 2007 PUPIL MEMBERSHIP BY DISTRICT, SCHOOL, GRADE, RACE/ETHNICITY, AND GENDER

District Code	DISTRICT	School Code	SCHOOL	GRADE	AMERICAN INDIAN OR ALASKAN NATIVE	AMERICAN INDIAN OR ALASKAN NATIVE	ASIAN OR PACIFIC ISLANDER	ASIAN OR PACIFIC ISLANDER	BLACK (NOT HISPANIC)	BLACK (NOT HISPANIC)	HISPANIC	HISPANIC	WHITE (NOT HISPANIC)	WHITE (NOT HISPANIC)	Total
					FEMALE	MALE	FEMALE	MALE	FEMALE	MALE	FEMALE	MALE	FEMALE	MALE	
2700	PUEBLO COUNTY RURAL 70	6354	NORTH MESA ELEMENTARY SCHOOL	3RD	0	0	0	0	0	2	6	11	15	27	61
2700	PUEBLO COUNTY RURAL 70	6354	NORTH MESA ELEMENTARY SCHOOL	4TH	0	0	0	0	0	8	11	14	19	52	
2700	PUEBLO COUNTY RURAL 70	6354	NORTH MESA ELEMENTARY SCHOOL	5TH	0	0	0	0	1	9	12	24	25	71	
2700	PUEBLO COUNTY RURAL 70	6354	NORTH MESA ELEMENTARY SCHOOL	SCHOOL 1	0	3	0	0	4	3	56	60	103	125	354
2700	PUEBLO COUNTY RURAL 70	7086	PLEASANT VIEW MIDDLE SCHOOL	6TH	0	0	0	0	0	25	15	40	45	125	
2700	PUEBLO COUNTY RURAL 70	7086	PLEASANT VIEW MIDDLE SCHOOL	7TH	0	0	0	0	1	11	19	34	43	108	
2700	PUEBLO COUNTY RURAL 70	7086	PLEASANT VIEW MIDDLE SCHOOL	8TH	0	0	0	0	0	20	27	39	43	129	
2700	PUEBLO COUNTY RURAL 70	7086	PLEASANT VIEW MIDDLE SCHOOL	SCHOOL 1	0	0	0	0	1	56	61	113	131	362	
2700	PUEBLO COUNTY RURAL 70	7153	PRAIRIE WINDS ELEMENTARY SCHOOL	PK	0	0	1	0	1	2	1	7	5	8	25
2700	PUEBLO COUNTY RURAL 70	7153	PRAIRIE WINDS ELEMENTARY SCHOOL	HALF DAY	0	0	0	3	0	2	8	6	35	23	77
2700	PUEBLO COUNTY RURAL 70	7153	PRAIRIE WINDS ELEMENTARY SCHOOL	1ST	0	1	0	0	1	0	9	12	18	29	70
2700	PUEBLO COUNTY RURAL 70	7153	PRAIRIE WINDS ELEMENTARY SCHOOL	2ND	0	0	0	2	0	0	14	6	29	29	80
2700	PUEBLO COUNTY RURAL 70	7153	PRAIRIE WINDS ELEMENTARY SCHOOL	3RD	0	0	0	1	1	2	13	13	34	37	101
2700	PUEBLO COUNTY RURAL 70	7153	PRAIRIE WINDS ELEMENTARY SCHOOL	4TH	0	0	0	2	1	0	11	7	34	30	85
2700	PUEBLO COUNTY RURAL 70	7153	PRAIRIE WINDS ELEMENTARY SCHOOL	5TH	1	0	0	1	0	0	12	6	20	24	64
2700	PUEBLO COUNTY RURAL 70	7153	PRAIRIE WINDS ELEMENTARY SCHOOL	SCHOOL 1	1	1	1	9	4	6	68	57	175	180	502
2700	PUEBLO COUNTY RURAL 70	7208	PUEBLO COUNTY HIGH SCHOOL	9TH	0	2	0	0	0	0	38	23	68	85	216
2700	PUEBLO COUNTY RURAL 70	7208	PUEBLO COUNTY HIGH SCHOOL	10TH	0	0	0	0	1	1	31	45	70	64	212
2700	PUEBLO COUNTY RURAL 70	7208	PUEBLO COUNTY HIGH SCHOOL	11TH	0	0	0	1	0	0	31	34	78	76	220
2700	PUEBLO COUNTY RURAL 70	7208	PUEBLO COUNTY HIGH SCHOOL	12TH	1	1	1	1	1	0	36	34	75	83	233
2700	PUEBLO COUNTY RURAL 70	7208	PUEBLO COUNTY HIGH SCHOOL	SCHOOL 1	1	3	1	2	2	1	136	136	291	308	881
2700	PUEBLO COUNTY RURAL 70	7210	PUEBLO WEST ELEMENTARY SCHOOL	PK	0	0	0	0	0	0	5	4	6	11	26
2700	PUEBLO COUNTY RURAL 70	7210	PUEBLO WEST ELEMENTARY SCHOOL	HALF DAY	0	0	0	0	0	0	5	3	21	29	59
2700	PUEBLO COUNTY RURAL 70	7210	PUEBLO WEST ELEMENTARY SCHOOL	1ST	0	1	0	0	2	1	13	16	19	20	72
2700	PUEBLO COUNTY RURAL 70	7210	PUEBLO WEST ELEMENTARY SCHOOL	2ND	0	1	0	1	0	2	12	7	19	12	54
2700	PUEBLO COUNTY RURAL 70	7210	PUEBLO WEST ELEMENTARY SCHOOL	3RD	1	1	0	1	1	0	7	9	20	19	59
2700	PUEBLO COUNTY RURAL 70	7210	PUEBLO WEST ELEMENTARY SCHOOL	4TH	0	0	0	0	0	0	13	11	15	19	58
2700	PUEBLO COUNTY RURAL 70	7210	PUEBLO WEST ELEMENTARY SCHOOL	5TH	0	0	0	0	1	0	6	17	15	11	50
2700	PUEBLO COUNTY RURAL 70	7210	PUEBLO WEST ELEMENTARY SCHOOL	SCHOOL 1	1	4	0	2	4	3	61	67	115	121	378
2700	PUEBLO COUNTY RURAL 70	7211	PUEBLO TECHNICAL ACADEMY	9TH	0	0	0	0	0	2	1	7	24	35	
2700	PUEBLO COUNTY RURAL 70	7211	PUEBLO TECHNICAL ACADEMY	10TH	0	0	1	0	0	0	3	3	2	12	21
2700	PUEBLO COUNTY RURAL 70	7211	PUEBLO TECHNICAL ACADEMY	11TH	0	0	1	0	0	0	0	1	2	14	20
2700	PUEBLO COUNTY RURAL 70	7211	PUEBLO TECHNICAL ACADEMY	12TH	0	0	0	0	0	0	6	6	11	18	41
2700	PUEBLO COUNTY RURAL 70	7211	PUEBLO TECHNICAL ACADEMY	SCHOOL 1	0	3	2	0	0	0	11	11	22	68	117
2700	PUEBLO COUNTY RURAL 70	7212	PUEBLO WEST MIDDLE SCHOOL	6TH	3	1	1	0	2	5	33	28	48	56	177
2700	PUEBLO COUNTY RURAL 70	7212	PUEBLO WEST MIDDLE SCHOOL	7TH	3	1	0	2	0	3	22	27	51	60	169
2700	PUEBLO COUNTY RURAL 70	7212	PUEBLO WEST MIDDLE SCHOOL	8TH	1	1	0	0	2	1	34	28	58	73	199
2700	PUEBLO COUNTY RURAL 70	7212	PUEBLO WEST MIDDLE SCHOOL	SCHOOL 1	3	3	2	2	4	9	89	83	157	189	545
2700	PUEBLO COUNTY RURAL 70	7214	PUEBLO WEST HIGH SCHOOL	9TH	2	1	0	1	4	7	36	45	135	116	347
2700	PUEBLO COUNTY RURAL 70	7214	PUEBLO WEST HIGH SCHOOL	10TH	0	1	1	0	0	2	44	35	115	107	305
2700	PUEBLO COUNTY RURAL 70	7214	PUEBLO WEST HIGH SCHOOL	11TH	2	2	5	4	1	4	33	39	129	130	349
2700	PUEBLO COUNTY RURAL 70	7214	PUEBLO WEST HIGH SCHOOL	12TH	3	0	0	1	1	2	25	31	118	115	296
2700	PUEBLO COUNTY RURAL 70	7214	PUEBLO WEST HIGH SCHOOL	SCHOOL 1	7	4	6	6	6	15	138	150	497	468	1,297
2700	PUEBLO COUNTY RURAL 70	7530	RYE ELEMENTARY SCHOOL	PK	0	0	0	0	0	0	3	4	9	11	27
2700	PUEBLO COUNTY RURAL 70	7530	RYE ELEMENTARY SCHOOL	KINDERG/	0	0	2	0	0	0	1	2	21	20	46
2700	PUEBLO COUNTY RURAL 70	7530	RYE ELEMENTARY SCHOOL	1ST	0	0	0	0	0	0	5	2	21	16	44
2700	PUEBLO COUNTY RURAL 70	7530	RYE ELEMENTARY SCHOOL	2ND	0	0	0	0	0	0	1	2	23	23	49
2700	PUEBLO COUNTY RURAL 70	7530	RYE ELEMENTARY SCHOOL	3RD	1	1	0	0	0	0	2	4	10	23	41
2700	PUEBLO COUNTY RURAL 70	7530	RYE ELEMENTARY SCHOOL	4TH	0	1	0	0	0	0	1	3	25	19	49
2700	PUEBLO COUNTY RURAL 70	7530	RYE ELEMENTARY SCHOOL	5TH	0	0	0	0	0	1	2	1	23	19	46
2700	PUEBLO COUNTY RURAL 70	7530	RYE ELEMENTARY SCHOOL	SCHOOL 1	1	2	2	0	0	1	15	18	132	131	302
2700	PUEBLO COUNTY RURAL 70	7532	CRAVER MIDDLE SCHOOL	6TH	1	0	0	0	0	0	2	2	17	25	47
2700	PUEBLO COUNTY RURAL 70	7532	CRAVER MIDDLE SCHOOL	7TH	0	0	0	0	0	0	5	5	29	27	66
2700	PUEBLO COUNTY RURAL 70	7532	CRAVER MIDDLE SCHOOL	8TH	0	1	0	0	0	0	3	2	31	33	70
2700	PUEBLO COUNTY RURAL 70	7532	CRAVER MIDDLE SCHOOL	SCHOOL 1	1	1	0	0	0	0	10	9	77	85	183
2700	PUEBLO COUNTY RURAL 70	7534	RYE HIGH SCHOOL	9TH	0	0	0	0	0	1	0	5	29	35	70
2700	PUEBLO COUNTY RURAL 70	7534	RYE HIGH SCHOOL	10TH	1	1	1	0	1	0	7	4	34	32	81
2700	PUEBLO COUNTY RURAL 70	7534	RYE HIGH SCHOOL	11TH	0	0	1	0	0	0	3	6	24	29	63
2700	PUEBLO COUNTY RURAL 70	7534	RYE HIGH SCHOOL	12TH	0	0	0	0	0	0	3	2	32	29	66
2700	PUEBLO COUNTY RURAL 70	7534	RYE HIGH SCHOOL	SCHOOL 1	1	1	2	0	1	1	13	17	119	125	280
2700	PUEBLO COUNTY RURAL 70	7886	SIERRA VISTA ELEMENTARY SCHOOL	PK	0	0	0	1	0	0	1	4	5	14	25
2700	PUEBLO COUNTY RURAL 70	7886	SIERRA VISTA ELEMENTARY SCHOOL	HALF DAY	0	0	0	2	0	0	6	6	10	33	58
2700	PUEBLO COUNTY RURAL 70	7886	SIERRA VISTA ELEMENTARY SCHOOL	1ST	1	1	0	1	1	1	13	10	43	34	105
2700	PUEBLO COUNTY RURAL 70	7886	SIERRA VISTA ELEMENTARY SCHOOL	2ND	0	0	1	0	1	1	8	11	29	29	80
2700	PUEBLO COUNTY RURAL 70	7886	SIERRA VISTA ELEMENTARY SCHOOL	3RD	0	0	0	1	1	3	10	10	24	39	88
2700	PUEBLO COUNTY RURAL 70	7886	SIERRA VISTA ELEMENTARY SCHOOL	4TH	0	0	0	1	1	0	8	10	31	37	88
2700	PUEBLO COUNTY RURAL 70	7886	SIERRA VISTA ELEMENTARY SCHOOL	5TH	1	0	0	0	2	1	7	10	38	44	103

COLORADO DEPARTMENT OF EDUCATION
FALL 2007 PUPIL MEMBERSHIP BY DISTRICT, SCHOOL, GRADE, RACE/ETHNICITY, AND GENDER

District Code	DISTRICT	School Code	SCHOOL	GRADE	AMERICAN INDIAN OR ALASKAN NATIVE		ASIAN OR PACIFIC ISLANDER		BLACK (NOT HISPANIC)		HISPANIC		WHITE (NOT HISPANIC)		Total
					FEMALE	MALE	FEMALE	MALE	FEMALE	MALE	FEMALE	MALE	FEMALE	MALE	
2700	PUEBLO COUNTY RURAL 70	7886	SIERRA VISTA ELEMENTARY SCHOOL	SCHOOL 1	3	1	1	6	6	6	53	61	180	230	547
2700	PUEBLO COUNTY RURAL 70	8110	SOUTH MESA ELEMENTARY SCHOOL	PK	0	0	0	1	0	0	4	2	10	6	23
2700	PUEBLO COUNTY RURAL 70	8110	SOUTH MESA ELEMENTARY SCHOOL	HALF DAY	0	0	1	0	1	0	11	7	8	7	35
2700	PUEBLO COUNTY RURAL 70	8110	SOUTH MESA ELEMENTARY SCHOOL	1ST	0	0	1	1	0	0	9	12	14	7	44
2700	PUEBLO COUNTY RURAL 70	8110	SOUTH MESA ELEMENTARY SCHOOL	2ND	0	0	0	0	0	0	14	8	13	15	50
2700	PUEBLO COUNTY RURAL 70	8110	SOUTH MESA ELEMENTARY SCHOOL	3RD	0	1	0	0	0	0	3	12	15	12	43
2700	PUEBLO COUNTY RURAL 70	8110	SOUTH MESA ELEMENTARY SCHOOL	4TH	2	0	0	0	0	0	10	8	13	9	42
2700	PUEBLO COUNTY RURAL 70	8110	SOUTH MESA ELEMENTARY SCHOOL	5TH	2	0	0	0	0	0	7	12	15	11	47
2700	PUEBLO COUNTY RURAL 70	8110	SOUTH MESA ELEMENTARY SCHOOL	SCHOOL 1	4	1	2	2	1	0	58	61	88	67	284
2700	PUEBLO COUNTY RURAL 70	8420	SWALLOWS CHARTER ACADEMY	HALF DAY	0	0	0	0	0	0	2	2	7	11	22
2700	PUEBLO COUNTY RURAL 70	8420	SWALLOWS CHARTER ACADEMY	1ST	0	0	0	0	1	2	1	7	10	21	21
2700	PUEBLO COUNTY RURAL 70	8420	SWALLOWS CHARTER ACADEMY	2ND	0	0	0	1	0	0	4	4	6	7	22
2700	PUEBLO COUNTY RURAL 70	8420	SWALLOWS CHARTER ACADEMY	3RD	0	0	0	0	0	0	4	4	7	7	22
2700	PUEBLO COUNTY RURAL 70	8420	SWALLOWS CHARTER ACADEMY	4TH	0	1	0	0	0	1	3	4	3	10	22
2700	PUEBLO COUNTY RURAL 70	8420	SWALLOWS CHARTER ACADEMY	5TH	0	0	0	0	0	0	3	1	7	11	22
2700	PUEBLO COUNTY RURAL 70	8420	SWALLOWS CHARTER ACADEMY	6TH	0	0	0	0	0	1	2	0	14	5	22
2700	PUEBLO COUNTY RURAL 70	8420	SWALLOWS CHARTER ACADEMY	7TH	0	0	0	0	0	0	3	5	10	4	22
2700	PUEBLO COUNTY RURAL 70	8420	SWALLOWS CHARTER ACADEMY	8TH	0	0	0	0	0	0	2	1	13	6	22
2700	PUEBLO COUNTY RURAL 70	8420	SWALLOWS CHARTER ACADEMY	SCHOOL 1	0	1	0	1	0	3	25	22	74	71	197
2700	PUEBLO COUNTY RURAL 70	8810	THE CONNECT CHARTER SCHOOL	6TH	0	0	2	1	0	1	9	5	28	24	70
2700	PUEBLO COUNTY RURAL 70	8810	THE CONNECT CHARTER SCHOOL	7TH	0	0	0	0	0	1	13	5	28	28	75
2700	PUEBLO COUNTY RURAL 70	8810	THE CONNECT CHARTER SCHOOL	8TH	0	0	0	0	0	0	6	10	30	20	66
2700	PUEBLO COUNTY RURAL 70	8810	THE CONNECT CHARTER SCHOOL	SCHOOL 1	0	0	2	1	0	2	28	20	86	72	211
2700	PUEBLO COUNTY RURAL 70	9130	VINELAND ELEMENTARY SCHOOL	PK	0	0	0	0	0	0	1	4	10	10	26
2700	PUEBLO COUNTY RURAL 70	9130	VINELAND ELEMENTARY SCHOOL	KINDERG	0	0	0	0	0	0	6	11	11	17	45
2700	PUEBLO COUNTY RURAL 70	9130	VINELAND ELEMENTARY SCHOOL	1ST	0	0	0	0	0	0	2	5	15	17	39
2700	PUEBLO COUNTY RURAL 70	9130	VINELAND ELEMENTARY SCHOOL	2ND	0	0	0	0	3	0	6	9	15	16	49
2700	PUEBLO COUNTY RURAL 70	9130	VINELAND ELEMENTARY SCHOOL	3RD	0	0	0	0	0	0	3	6	10	12	31
2700	PUEBLO COUNTY RURAL 70	9130	VINELAND ELEMENTARY SCHOOL	4TH	0	0	0	0	0	0	6	5	19	13	43
2700	PUEBLO COUNTY RURAL 70	9130	VINELAND ELEMENTARY SCHOOL	5TH	0	0	0	0	0	0	6	4	15	11	36
2700	PUEBLO COUNTY RURAL 70	9130	VINELAND ELEMENTARY SCHOOL	SCHOOL 1	0	0	0	0	3	1	30	44	95	96	269
2700	PUEBLO COUNTY RURAL 70	9134	VINELAND MIDDLE SCHOOL	6TH	0	0	0	1	1	0	13	13	17	23	68
2700	PUEBLO COUNTY RURAL 70	9134	VINELAND MIDDLE SCHOOL	7TH	0	0	0	0	0	1	17	15	25	19	77
2700	PUEBLO COUNTY RURAL 70	9134	VINELAND MIDDLE SCHOOL	8TH	0	0	0	0	0	0	11	12	36	21	80
2700	PUEBLO COUNTY RURAL 70	9134	VINELAND MIDDLE SCHOOL	SCHOOL 1	0	0	0	1	1	1	41	40	78	63	225
2700	PUEBLO COUNTY RURAL 70		DISTRICT TOTAL		42	40	29	39	56	79	1,145	1,208	2,980	3,180	8,798
2710	MEEKER RE1	5750	MEEKER ELEMENTARY SCHOOL	PK	0	0	0	0	0	0	2	7	15	23	47
2710	MEEKER RE1	5750	MEEKER ELEMENTARY SCHOOL	HALF DAY	0	0	0	0	2	0	5	4	22	22	55
2710	MEEKER RE1	5750	MEEKER ELEMENTARY SCHOOL	1ST	0	0	0	0	0	0	5	8	21	21	55
2710	MEEKER RE1	5750	MEEKER ELEMENTARY SCHOOL	2ND	0	0	0	0	1	0	7	6	24	22	60
2710	MEEKER RE1	5750	MEEKER ELEMENTARY SCHOOL	3RD	0	0	1	0	0	2	7	4	22	22	58
2710	MEEKER RE1	5750	MEEKER ELEMENTARY SCHOOL	4TH	1	1	0	0	0	0	1	3	16	24	46
2710	MEEKER RE1	5750	MEEKER ELEMENTARY SCHOOL	5TH	0	0	0	0	0	0	1	3	17	16	37
2710	MEEKER RE1	5750	MEEKER ELEMENTARY SCHOOL	SCHOOL 1	1	1	1	0	3	2	28	35	137	150	358
2710	MEEKER RE1	5754	BARONE MIDDLE SCHOOL	6TH	0	2	0	1	1	0	5	7	30	17	63
2710	MEEKER RE1	5754	BARONE MIDDLE SCHOOL	7TH	0	0	0	0	0	1	1	3	28	16	49
2710	MEEKER RE1	5754	BARONE MIDDLE SCHOOL	8TH	1	1	0	0	0	0	6	5	15	15	43
2710	MEEKER RE1	5754	BARONE MIDDLE SCHOOL	SCHOOL 1	1	3	0	1	1	1	12	15	73	48	155
2710	MEEKER RE1	5762	MEEKER HIGH SCHOOL	9TH	0	1	0	0	0	0	2	3	19	15	40
2710	MEEKER RE1	5762	MEEKER HIGH SCHOOL	10TH	0	0	0	0	0	0	1	4	13	25	43
2710	MEEKER RE1	5762	MEEKER HIGH SCHOOL	11TH	0	0	0	0	0	0	3	1	24	27	55
2710	MEEKER RE1	5762	MEEKER HIGH SCHOOL	12TH	0	0	0	0	0	0	1	2	18	18	39
2710	MEEKER RE1	5762	MEEKER HIGH SCHOOL	SCHOOL 1	0	1	0	0	0	0	7	10	74	85	177
2710	MEEKER RE1		DISTRICT TOTAL		2	5	1	1	4	3	47	60	284	283	690
2720	RANGELY RE-4	7268	PARKVIEW ELEMENTARY SCHOOL	PK	0	1	0	0	0	0	1	2	19	24	47
2720	RANGELY RE-4	7268	PARKVIEW ELEMENTARY SCHOOL	HALF DAY	0	0	0	0	0	0	3	3	15	15	36
2720	RANGELY RE-4	7268	PARKVIEW ELEMENTARY SCHOOL	1ST	0	0	0	0	0	1	0	1	3	18	35
2720	RANGELY RE-4	7268	PARKVIEW ELEMENTARY SCHOOL	2ND	0	1	0	0	1	0	1	1	14	14	32
2720	RANGELY RE-4	7268	PARKVIEW ELEMENTARY SCHOOL	3RD	0	0	0	0	1	0	3	4	13	17	38
2720	RANGELY RE-4	7268	PARKVIEW ELEMENTARY SCHOOL	4TH	0	0	0	0	0	0	1	2	10	12	25
2720	RANGELY RE-4	7268	PARKVIEW ELEMENTARY SCHOOL	5TH	0	0	1	0	0	0	1	2	12	15	31
2720	RANGELY RE-4	7268	PARKVIEW ELEMENTARY SCHOOL	SCHOOL 1	0	2	1	0	3	0	11	17	101	109	244
2720	RANGELY RE-4	7272	RANGELY MIDDLE SCHOOL	6TH	0	1	0	0	1	0	0	0	15	16	33
2720	RANGELY RE-4	7272	RANGELY MIDDLE SCHOOL	7TH	0	0	0	0	0	0	3	2	13	17	35
2720	RANGELY RE-4	7272	RANGELY MIDDLE SCHOOL	8TH	0	0	0	0	0	0	1	0	6	13	20
2720	RANGELY RE-4	7272	RANGELY MIDDLE SCHOOL	SCHOOL 1	0	1	0	0	1	0	4	2	34	46	88
2720	RANGELY RE-4	7276	RANGELY HIGH SCHOOL	9TH	2	1	0	0	0	0	0	2	12	24	41

COLORADO DEPARTMENT OF EDUCATION
FALL 2007 PUPIL MEMBERSHIP BY DISTRICT, SCHOOL, GRADE, RACE/ETHNICITY, AND GENDER

District Code	DISTRICT	School Code	SCHOOL	GRADE	AMERICAN INDIAN OR ALASKAN NATIVE	AMERICAN INDIAN OR ALASKAN NATIVE	ASIAN OR PACIFIC ISLANDER	ASIAN OR PACIFIC ISLANDER	BLACK (NOT HISPANIC)	BLACK (NOT HISPANIC)	HISPANIC	HISPANIC	WHITE (NOT HISPANIC)	WHITE (NOT HISPANIC)	Total
					FEMALE	MALE	FEMALE	MALE	FEMALE	MALE	FEMALE	MALE	FEMALE	MALE	
2720	RANGELY RE-4	7276	RANGELY HIGH SCHOOL	10TH	0	1	0	0	0	0	3	5	15	20	44
2720	RANGELY RE-4	7276	RANGELY HIGH SCHOOL	11TH	0	1	0	0	0	3	3	13	13	33	33
2720	RANGELY RE-4	7276	RANGELY HIGH SCHOOL	12TH	0	0	0	0	0	3	3	16	23	45	45
2720	RANGELY RE-4	7276	RANGELY HIGH SCHOOL	SCHOOL 1	2	3	0	0	0	9	13	56	80	163	163
2720	RANGELY RE-4		DISTRICT TOTAL		2	6	1	0	4	0	24	32	191	235	495
2730	DEL NORTE C-7	2148	DEL NORTE MIDDLE SCHOOL	6TH	0	0	0	0	0	14	7	9	13	43	43
2730	DEL NORTE C-7	2148	DEL NORTE MIDDLE SCHOOL	7TH	0	0	0	0	0	10	14	5	14	43	43
2730	DEL NORTE C-7	2148	DEL NORTE MIDDLE SCHOOL	8TH	0	0	0	0	1	0	14	13	12	13	53
2730	DEL NORTE C-7	2148	DEL NORTE MIDDLE SCHOOL	SCHOOL 1	0	0	0	0	1	0	38	34	26	40	139
2730	DEL NORTE C-7	2150	DEL NORTE HIGH SCHOOL	9TH	1	0	0	0	0	15	10	12	15	53	53
2730	DEL NORTE C-7	2150	DEL NORTE HIGH SCHOOL	10TH	0	2	0	1	0	12	12	9	12	49	49
2730	DEL NORTE C-7	2150	DEL NORTE HIGH SCHOOL	11TH	0	0	0	0	0	11	3	5	11	30	30
2730	DEL NORTE C-7	2150	DEL NORTE HIGH SCHOOL	12TH	1	0	0	0	0	8	6	11	14	41	41
2730	DEL NORTE C-7	2150	DEL NORTE HIGH SCHOOL	SCHOOL 1	2	2	0	1	0	2	46	31	37	52	173
2730	DEL NORTE C-7	5840	MESA ELEMENTARY SCHOOL	KINDERG/	0	1	0	0	0	7	12	9	16	45	45
2730	DEL NORTE C-7	5840	MESA ELEMENTARY SCHOOL	1ST	0	3	0	0	0	8	9	13	14	47	47
2730	DEL NORTE C-7	5840	MESA ELEMENTARY SCHOOL	SCHOOL 1	0	4	0	0	0	15	21	22	30	92	92
2730	DEL NORTE C-7	8960	UNDERWOOD ELEMENTARY SCHOOL	2ND	0	0	1	0	0	10	6	14	11	42	42
2730	DEL NORTE C-7	8960	UNDERWOOD ELEMENTARY SCHOOL	3RD	0	0	0	0	0	14	15	16	7	52	52
2730	DEL NORTE C-7	8960	UNDERWOOD ELEMENTARY SCHOOL	4TH	0	0	0	0	1	8	13	12	12	46	46
2730	DEL NORTE C-7	8960	UNDERWOOD ELEMENTARY SCHOOL	5TH	1	0	0	0	1	11	14	10	10	47	47
2730	DEL NORTE C-7	8960	UNDERWOOD ELEMENTARY SCHOOL	SCHOOL 1	1	0	1	0	1	43	48	52	40	187	187
2730	DEL NORTE C-7		DISTRICT TOTAL		3	6	1	1	2	3	142	134	137	162	591
2740	MONTE VISTA C-8	5579	MARSH ELEMENTARY SCHOOL	PK	0	1	0	0	0	12	11	8	9	41	41
2740	MONTE VISTA C-8	5579	MARSH ELEMENTARY SCHOOL	KINDERG/	0	0	0	1	1	25	34	9	12	83	83
2740	MONTE VISTA C-8	5579	MARSH ELEMENTARY SCHOOL	1ST	0	0	0	0	0	33	25	10	13	84	84
2740	MONTE VISTA C-8	5579	MARSH ELEMENTARY SCHOOL	SCHOOL 1	0	3	0	1	2	70	70	27	34	208	208
2740	MONTE VISTA C-8	6030	BYRON SYRING DELTA CENTER	9TH	0	0	0	1	0	11	4	0	3	19	19
2740	MONTE VISTA C-8	6030	BYRON SYRING DELTA CENTER	10TH	0	0	0	0	0	14	7	3	3	27	27
2740	MONTE VISTA C-8	6030	BYRON SYRING DELTA CENTER	11TH	0	0	0	0	0	3	10	1	4	18	18
2740	MONTE VISTA C-8	6030	BYRON SYRING DELTA CENTER	12TH	0	0	0	0	0	5	4	1	4	14	14
2740	MONTE VISTA C-8	6030	BYRON SYRING DELTA CENTER	SCHOOL 1	0	0	0	1	0	33	25	5	14	78	78
2740	MONTE VISTA C-8	6036	BILL METZ ELEMENTARY SCHOOL	2ND	2	1	0	0	0	20	39	9	12	83	83
2740	MONTE VISTA C-8	6036	BILL METZ ELEMENTARY SCHOOL	3RD	1	0	0	0	0	29	32	13	11	86	86
2740	MONTE VISTA C-8	6036	BILL METZ ELEMENTARY SCHOOL	4TH	2	0	0	0	1	21	38	5	12	80	80
2740	MONTE VISTA C-8	6036	BILL METZ ELEMENTARY SCHOOL	5TH	3	2	0	0	0	19	11	16	14	66	66
2740	MONTE VISTA C-8	6036	BILL METZ ELEMENTARY SCHOOL	SCHOOL 1	8	3	0	0	1	89	120	43	49	315	315
2740	MONTE VISTA C-8	6044	MONTE VISTA MIDDLE SCHOOL	6TH	1	1	0	1	0	20	27	11	11	73	73
2740	MONTE VISTA C-8	6044	MONTE VISTA MIDDLE SCHOOL	7TH	1	1	0	0	0	23	19	8	12	64	64
2740	MONTE VISTA C-8	6044	MONTE VISTA MIDDLE SCHOOL	8TH	0	3	1	0	0	25	20	13	15	79	79
2740	MONTE VISTA C-8	6044	MONTE VISTA MIDDLE SCHOOL	SCHOOL 1	2	5	1	1	0	68	66	32	38	216	216
2740	MONTE VISTA C-8	6046	MONTE VISTA SENIOR HIGH SCHOOL	9TH	0	0	0	0	1	36	22	9	14	82	82
2740	MONTE VISTA C-8	6046	MONTE VISTA SENIOR HIGH SCHOOL	10TH	0	1	2	0	0	23	26	14	13	80	80
2740	MONTE VISTA C-8	6046	MONTE VISTA SENIOR HIGH SCHOOL	11TH	1	1	2	0	1	15	27	21	5	74	74
2740	MONTE VISTA C-8	6046	MONTE VISTA SENIOR HIGH SCHOOL	12TH	1	0	0	1	0	23	14	8	8	55	55
2740	MONTE VISTA C-8	6046	MONTE VISTA SENIOR HIGH SCHOOL	SCHOOL 1	2	2	4	1	2	97	89	52	40	291	291
2740	MONTE VISTA C-8	6520	MONTE VISTA ON-LINE ACADEMY	5TH	0	0	0	0	0	1	0	1	1	3	3
2740	MONTE VISTA C-8	6520	MONTE VISTA ON-LINE ACADEMY	6TH	0	0	0	0	0	0	0	0	1	1	1
2740	MONTE VISTA C-8	6520	MONTE VISTA ON-LINE ACADEMY	7TH	0	0	0	0	0	2	1	3	4	10	10
2740	MONTE VISTA C-8	6520	MONTE VISTA ON-LINE ACADEMY	8TH	0	0	0	0	0	1	0	5	3	9	9
2740	MONTE VISTA C-8	6520	MONTE VISTA ON-LINE ACADEMY	9TH	0	2	0	0	1	5	1	9	4	22	22
2740	MONTE VISTA C-8	6520	MONTE VISTA ON-LINE ACADEMY	10TH	0	0	0	0	0	1	0	12	7	20	20
2740	MONTE VISTA C-8	6520	MONTE VISTA ON-LINE ACADEMY	11TH	0	0	0	0	0	3	0	10	2	15	15
2740	MONTE VISTA C-8	6520	MONTE VISTA ON-LINE ACADEMY	12TH	0	0	1	0	1	0	0	6	4	12	12
2740	MONTE VISTA C-8	6520	MONTE VISTA ON-LINE ACADEMY	SCHOOL 1	0	2	1	0	2	13	2	46	26	92	92
2740	MONTE VISTA C-8		DISTRICT TOTAL		12	15	6	3	7	9	370	372	205	201	1,200
2750	SARGENT RE-33J	7660	SARGENT ELEMENTARY SCHOOL	KINDERG/	0	1	0	0	0	3	4	14	15	37	37
2750	SARGENT RE-33J	7660	SARGENT ELEMENTARY SCHOOL	1ST	0	1	0	0	1	8	2	13	10	36	36
2750	SARGENT RE-33J	7660	SARGENT ELEMENTARY SCHOOL	2ND	0	0	0	0	0	5	7	17	11	40	40
2750	SARGENT RE-33J	7660	SARGENT ELEMENTARY SCHOOL	3RD	0	0	0	1	0	4	3	21	8	37	37
2750	SARGENT RE-33J	7660	SARGENT ELEMENTARY SCHOOL	4TH	0	0	0	0	0	3	4	9	9	25	25
2750	SARGENT RE-33J	7660	SARGENT ELEMENTARY SCHOOL	5TH	1	1	0	0	1	3	6	16	12	40	40
2750	SARGENT RE-33J	7660	SARGENT ELEMENTARY SCHOOL	6TH	0	1	0	0	0	4	7	11	13	36	36
2750	SARGENT RE-33J	7660	SARGENT ELEMENTARY SCHOOL	SCHOOL 1	1	4	0	2	1	30	33	101	78	251	251
2750	SARGENT RE-33J	7664	SARGENT SENIOR HIGH SCHOOL	9TH	2	0	0	0	0	2	4	20	10	38	38
2750	SARGENT RE-33J	7664	SARGENT SENIOR HIGH SCHOOL	10TH	0	0	3	1	0	3	6	10	18	41	41
2750	SARGENT RE-33J	7664	SARGENT SENIOR HIGH SCHOOL	11TH	0	0	1	0	0	3	2	13	15	34	34

COLORADO DEPARTMENT OF EDUCATION
FALL 2007 PUPIL MEMBERSHIP BY DISTRICT, SCHOOL, GRADE, RACE/ETHNICITY, AND GENDER

District Code	DISTRICT	School Code	SCHOOL	GRADE	AMERICAN INDIAN OR ALASKAN NATIVE	AMERICAN INDIAN OR ALASKAN NATIVE	ASIAN OR PACIFIC ISLANDER	ASIAN OR PACIFIC ISLANDER	BLACK (NOT HISPANIC)	BLACK (NOT HISPANIC)	HISPANIC	HISPANIC	WHITE (NOT HISPANIC)	WHITE (NOT HISPANIC)	Total
					FEMALE	MALE	FEMALE	MALE	FEMALE	MALE	FEMALE	MALE	FEMALE	MALE	
2750	SARGENT RE-33J	7664	SARGENT SENIOR HIGH SCHOOL	12TH	1	0	0	0	0	0	4	5	11	15	36
2750	SARGENT RE-33J	7664	SARGENT SENIOR HIGH SCHOOL	SCHOOL 1	3	0	4	1	0	12	17	54	58	149	
2750	SARGENT RE-33J	7668	SARGENT JUNIOR HIGH SCHOOL	7TH	0	1	1	0	0	6	4	12	17	41	
2750	SARGENT RE-33J	7668	SARGENT JUNIOR HIGH SCHOOL	8TH	0	0	0	0	0	6	5	9	10	30	
2750	SARGENT RE-33J	7668	SARGENT JUNIOR HIGH SCHOOL	SCHOOL 1	0	1	1	0	0	12	9	21	27	71	
2750	SARGENT RE-33J		DISTRICT TOTAL		4	5	5	3	1	1	54	59	176	163	471
2760	HAYDEN RE-1	2522	HAYDEN VALLEY ELEMENTARY SCHOOL	PK	0	0	0	0	0	3	3	13	19	38	
2760	HAYDEN RE-1	2522	HAYDEN VALLEY ELEMENTARY SCHOOL	HALF DAY	0	0	0	0	0	0	0	1	0	1	
2760	HAYDEN RE-1	2522	HAYDEN VALLEY ELEMENTARY SCHOOL	KINDERG/	0	0	0	0	0	4	4	8	12	28	
2760	HAYDEN RE-1	2522	HAYDEN VALLEY ELEMENTARY SCHOOL	1ST	0	0	0	1	0	6	0	10	16	33	
2760	HAYDEN RE-1	2522	HAYDEN VALLEY ELEMENTARY SCHOOL	2ND	0	0	0	0	0	4	2	12	12	30	
2760	HAYDEN RE-1	2522	HAYDEN VALLEY ELEMENTARY SCHOOL	3RD	0	0	0	0	0	1	0	9	18	28	
2760	HAYDEN RE-1	2522	HAYDEN VALLEY ELEMENTARY SCHOOL	4TH	0	0	0	0	1	4	0	6	16	27	
2760	HAYDEN RE-1	2522	HAYDEN VALLEY ELEMENTARY SCHOOL	5TH	0	0	0	0	1	1	0	9	20	32	
2760	HAYDEN RE-1	2522	HAYDEN VALLEY ELEMENTARY SCHOOL	SCHOOL 1	0	0	0	1	2	1	22	10	68	113	217
2760	HAYDEN RE-1	3860	HAYDEN MIDDLE SCHOOL	6TH	0	1	0	0	0	2	0	12	10	25	
2760	HAYDEN RE-1	3860	HAYDEN MIDDLE SCHOOL	7TH	0	0	0	0	0	2	1	9	20	32	
2760	HAYDEN RE-1	3860	HAYDEN MIDDLE SCHOOL	8TH	1	0	0	0	0	1	1	19	10	32	
2760	HAYDEN RE-1	3860	HAYDEN MIDDLE SCHOOL	SCHOOL 1	1	1	0	0	0	5	2	40	40	89	
2760	HAYDEN RE-1	3862	HAYDEN HIGH SCHOOL	9TH	1	0	0	0	0	0	1	17	20	40	
2760	HAYDEN RE-1	3862	HAYDEN HIGH SCHOOL	10TH	0	0	1	0	0	2	4	18	19	44	
2760	HAYDEN RE-1	3862	HAYDEN HIGH SCHOOL	11TH	0	0	0	0	0	0	1	17	17	35	
2760	HAYDEN RE-1	3862	HAYDEN HIGH SCHOOL	12TH	1	0	0	0	0	0	0	15	18	34	
2760	HAYDEN RE-1	3862	HAYDEN HIGH SCHOOL	SCHOOL 1	2	1	1	0	0	2	6	67	74	153	
2760	HAYDEN RE-1		DISTRICT TOTAL		3	2	1	1	2	1	29	18	175	227	459
2770	STEAMBOAT SPRINGS RE-2	6363	NORTH ROUNT CHARTER SCHOOL	HALF DAY	0	0	0	0	0	0	0	1	6	7	
2770	STEAMBOAT SPRINGS RE-2	6363	NORTH ROUNT CHARTER SCHOOL	1ST	0	0	0	0	0	0	0	2	7	9	
2770	STEAMBOAT SPRINGS RE-2	6363	NORTH ROUNT CHARTER SCHOOL	2ND	0	0	0	0	0	0	0	3	3	6	
2770	STEAMBOAT SPRINGS RE-2	6363	NORTH ROUNT CHARTER SCHOOL	3RD	0	0	0	0	0	0	0	4	3	7	
2770	STEAMBOAT SPRINGS RE-2	6363	NORTH ROUNT CHARTER SCHOOL	4TH	0	0	0	0	0	0	0	6	1	7	
2770	STEAMBOAT SPRINGS RE-2	6363	NORTH ROUNT CHARTER SCHOOL	5TH	0	0	0	0	0	0	0	1	1	2	
2770	STEAMBOAT SPRINGS RE-2	6363	NORTH ROUNT CHARTER SCHOOL	6TH	0	0	0	0	0	0	0	2	4	6	
2770	STEAMBOAT SPRINGS RE-2	6363	NORTH ROUNT CHARTER SCHOOL	7TH	0	0	0	0	0	0	0	3	0	3	
2770	STEAMBOAT SPRINGS RE-2	6363	NORTH ROUNT CHARTER SCHOOL	8TH	0	0	0	0	0	0	0	2	1	3	
2770	STEAMBOAT SPRINGS RE-2	6363	NORTH ROUNT CHARTER SCHOOL	SCHOOL 1	0	0	0	0	0	0	0	24	26	50	
2770	STEAMBOAT SPRINGS RE-2	8208	SODA CREEK ELEMENTARY SCHOOL	HALF DAY	0	0	1	2	0	2	2	30	21	58	
2770	STEAMBOAT SPRINGS RE-2	8208	SODA CREEK ELEMENTARY SCHOOL	1ST	0	1	1	0	0	2	5	26	33	68	
2770	STEAMBOAT SPRINGS RE-2	8208	SODA CREEK ELEMENTARY SCHOOL	2ND	0	0	2	1	0	4	1	34	26	69	
2770	STEAMBOAT SPRINGS RE-2	8208	SODA CREEK ELEMENTARY SCHOOL	3RD	1	0	1	0	0	4	1	34	34	75	
2770	STEAMBOAT SPRINGS RE-2	8208	SODA CREEK ELEMENTARY SCHOOL	4TH	0	0	0	0	0	3	6	29	27	65	
2770	STEAMBOAT SPRINGS RE-2	8208	SODA CREEK ELEMENTARY SCHOOL	5TH	0	1	1	0	1	4	4	20	30	61	
2770	STEAMBOAT SPRINGS RE-2	8208	SODA CREEK ELEMENTARY SCHOOL	SCHOOL 1	1	1	6	4	0	2	19	19	173	171	396
2770	STEAMBOAT SPRINGS RE-2	8210	STEAMBOAT SPRINGS MIDDLE SCHOOL	6TH	0	0	2	2	0	0	4	3	77	75	163
2770	STEAMBOAT SPRINGS RE-2	8210	STEAMBOAT SPRINGS MIDDLE SCHOOL	7TH	0	2	1	0	0	6	7	64	74	154	
2770	STEAMBOAT SPRINGS RE-2	8210	STEAMBOAT SPRINGS MIDDLE SCHOOL	8TH	1	1	1	0	0	1	2	4	59	76	145
2770	STEAMBOAT SPRINGS RE-2	8210	STEAMBOAT SPRINGS MIDDLE SCHOOL	SCHOOL 1	1	3	4	2	0	12	14	200	225	462	
2770	STEAMBOAT SPRINGS RE-2	8212	STEAMBOAT SPRINGS HIGH SCHOOL	9TH	1	1	0	3	1	1	6	5	79	86	183
2770	STEAMBOAT SPRINGS RE-2	8212	STEAMBOAT SPRINGS HIGH SCHOOL	10TH	1	0	2	1	0	1	5	4	72	81	167
2770	STEAMBOAT SPRINGS RE-2	8212	STEAMBOAT SPRINGS HIGH SCHOOL	11TH	0	0	0	0	0	6	8	58	69	141	
2770	STEAMBOAT SPRINGS RE-2	8212	STEAMBOAT SPRINGS HIGH SCHOOL	12TH	1	0	0	0	0	4	3	79	99	186	
2770	STEAMBOAT SPRINGS RE-2	8212	STEAMBOAT SPRINGS HIGH SCHOOL	SCHOOL 1	3	1	2	4	1	2	21	20	288	335	677
2770	STEAMBOAT SPRINGS RE-2	8358	STRAWBERRY PARK ELEMENTARY SCHOOL	HALF DAY	0	0	0	1	0	3	6	28	22	60	
2770	STEAMBOAT SPRINGS RE-2	8358	STRAWBERRY PARK ELEMENTARY SCHOOL	1ST	0	0	1	2	0	4	6	28	32	73	
2770	STEAMBOAT SPRINGS RE-2	8358	STRAWBERRY PARK ELEMENTARY SCHOOL	2ND	0	0	0	0	0	4	3	39	40	86	
2770	STEAMBOAT SPRINGS RE-2	8358	STRAWBERRY PARK ELEMENTARY SCHOOL	3RD	0	0	0	1	0	2	1	38	48	90	
2770	STEAMBOAT SPRINGS RE-2	8358	STRAWBERRY PARK ELEMENTARY SCHOOL	4TH	0	0	1	0	0	1	1	41	51	95	
2770	STEAMBOAT SPRINGS RE-2	8358	STRAWBERRY PARK ELEMENTARY SCHOOL	5TH	0	0	0	0	0	2	1	45	40	88	
2770	STEAMBOAT SPRINGS RE-2	8358	STRAWBERRY PARK ELEMENTARY SCHOOL	SCHOOL 1	0	0	2	4	0	16	18	219	233	492	
2770	STEAMBOAT SPRINGS RE-2		DISTRICT TOTAL		5	5	14	14	1	5	68	71	904	990	2,077
2780	SOROCO MIDDLE RE 3	8048	SOROCO MIDDLE SCHOOL	7TH	0	0	0	0	0	1	1	16	13	31	
2780	SOROCO MIDDLE RE 3	8048	SOROCO MIDDLE SCHOOL	8TH	0	0	0	0	0	0	2	9	10	21	
2780	SOROCO MIDDLE RE 3	8048	SOROCO MIDDLE SCHOOL	SCHOOL 1	0	0	0	0	0	1	3	25	23	52	
2780	SOROCO MIDDLE RE 3	8050	SOROCO HIGH SCHOOL	9TH	0	0	1	0	0	0	1	14	18	34	
2780	SOROCO MIDDLE RE 3	8050	SOROCO HIGH SCHOOL	10TH	0	0	0	0	0	1	2	10	17	30	
2780	SOROCO MIDDLE RE 3	8050	SOROCO HIGH SCHOOL	11TH	1	1	0	0	0	2	0	10	11	25	
2780	SOROCO MIDDLE RE 3	8050	SOROCO HIGH SCHOOL	12TH	0	2	0	0	0	0	1	20	10	33	
2780	SOROCO MIDDLE RE 3	8050	SOROCO HIGH SCHOOL	SCHOOL 1	1	3	1	0	0	3	4	54	56	122	

COLORADO DEPARTMENT OF EDUCATION
FALL 2007 PUPIL MEMBERSHIP BY DISTRICT, SCHOOL, GRADE, RACE/ETHNICITY, AND GENDER

District Code	DISTRICT	School Code	SCHOOL	GRADE	AMERICAN INDIAN OR ALASKAN NATIVE	AMERICAN INDIAN OR ALASKAN NATIVE	ASIAN OR PACIFIC ISLANDER	ASIAN OR PACIFIC ISLANDER	BLACK (NOT HISPANIC)	BLACK (NOT HISPANIC)	HISPANIC	HISPANIC	WHITE (NOT HISPANIC)	WHITE (NOT HISPANIC)	Total
					FEMALE	MALE	FEMALE	MALE	FEMALE	MALE	FEMALE	MALE	FEMALE	MALE	
2780	SOUTH ROUNTT RE 3	8119	SOUTH ROUNTT EARLY LEARNING CENTER	PK	0	0	0	0	0	0	2	0	21	19	42
2780	SOUTH ROUNTT RE 3	8119	SOUTH ROUNTT EARLY LEARNING CENTER	SCHOOL 1	0	0	0	0	0	2	0	21	19	42	
2780	SOUTH ROUNTT RE 3	8120	SOUTH ROUNTT ELEMENTARY SCHOOL	KINDERG/	0	0	0	0	0	2	2	18	15	37	
2780	SOUTH ROUNTT RE 3	8120	SOUTH ROUNTT ELEMENTARY SCHOOL	1ST	0	0	0	1	2	1	1	19	14	38	
2780	SOUTH ROUNTT RE 3	8120	SOUTH ROUNTT ELEMENTARY SCHOOL	2ND	0	0	0	0	0	1	1	16	17	35	
2780	SOUTH ROUNTT RE 3	8120	SOUTH ROUNTT ELEMENTARY SCHOOL	3RD	0	0	1	0	0	1	3	17	8	30	
2780	SOUTH ROUNTT RE 3	8120	SOUTH ROUNTT ELEMENTARY SCHOOL	4TH	0	0	0	0	0	2	1	10	14	27	
2780	SOUTH ROUNTT RE 3	8120	SOUTH ROUNTT ELEMENTARY SCHOOL	5TH	0	0	1	0	0	2	0	13	9	25	
2780	SOUTH ROUNTT RE 3	8120	SOUTH ROUNTT ELEMENTARY SCHOOL	6TH	0	0	0	1	0	1	1	7	13	23	
2780	SOUTH ROUNTT RE 3	8120	SOUTH ROUNTT ELEMENTARY SCHOOL	SCHOOL 1	0	0	2	2	2	0	10	9	100	90	215
2780	SOUTH ROUNTT RE 3		DISTRICT TOTAL		1	3	3	2	2	0	16	16	200	188	431
2790	MOUNTAIN VALLEY RE 1	6142	MOUNTAIN VALLEY ELEMENTARY SCHOOL	PK	0	0	0	0	0	1	2	5	0	8	
2790	MOUNTAIN VALLEY RE 1	6142	MOUNTAIN VALLEY ELEMENTARY SCHOOL	KINDERG/	1	0	0	0	0	3	1	5	1	11	
2790	MOUNTAIN VALLEY RE 1	6142	MOUNTAIN VALLEY ELEMENTARY SCHOOL	1ST	0	1	0	0	0	4	0	2	1	8	
2790	MOUNTAIN VALLEY RE 1	6142	MOUNTAIN VALLEY ELEMENTARY SCHOOL	2ND	1	0	0	0	0	0	1	1	4	7	
2790	MOUNTAIN VALLEY RE 1	6142	MOUNTAIN VALLEY ELEMENTARY SCHOOL	3RD	0	1	0	0	0	0	3	3	6	13	
2790	MOUNTAIN VALLEY RE 1	6142	MOUNTAIN VALLEY ELEMENTARY SCHOOL	4TH	0	0	0	0	0	2	1	1	1	5	
2790	MOUNTAIN VALLEY RE 1	6142	MOUNTAIN VALLEY ELEMENTARY SCHOOL	5TH	0	0	0	0	0	2	2	0	1	5	
2790	MOUNTAIN VALLEY RE 1	6142	MOUNTAIN VALLEY ELEMENTARY SCHOOL	SCHOOL 1	2	2	0	0	0	12	10	17	14	57	
2790	MOUNTAIN VALLEY RE 1	6144	MOUNTAIN VALLEY MIDDLE SCHOOL	6TH	0	0	0	0	0	0	2	6	3	11	
2790	MOUNTAIN VALLEY RE 1	6144	MOUNTAIN VALLEY MIDDLE SCHOOL	7TH	2	0	0	0	0	2	1	1	2	8	
2790	MOUNTAIN VALLEY RE 1	6144	MOUNTAIN VALLEY MIDDLE SCHOOL	8TH	0	0	0	0	0	2	1	6	7	16	
2790	MOUNTAIN VALLEY RE 1	6144	MOUNTAIN VALLEY MIDDLE SCHOOL	SCHOOL 1	2	0	0	0	0	4	4	13	12	35	
2790	MOUNTAIN VALLEY RE 1	6146	MOUNTAIN VALLEY SENIOR HIGH SCHOOL	9TH	0	0	0	0	0	0	3	3	6	13	
2790	MOUNTAIN VALLEY RE 1	6146	MOUNTAIN VALLEY SENIOR HIGH SCHOOL	10TH	1	0	0	0	1	2	4	5	5	18	
2790	MOUNTAIN VALLEY RE 1	6146	MOUNTAIN VALLEY SENIOR HIGH SCHOOL	11TH	0	0	0	0	0	1	2	2	2	7	
2790	MOUNTAIN VALLEY RE 1	6146	MOUNTAIN VALLEY SENIOR HIGH SCHOOL	12TH	0	0	0	0	0	2	3	1	1	8	
2790	MOUNTAIN VALLEY RE 1	6146	MOUNTAIN VALLEY SENIOR HIGH SCHOOL	SCHOOL 1	1	2	0	0	1	5	12	11	14	46	
2790	MOUNTAIN VALLEY RE 1		DISTRICT TOTAL		5	4	0	0	1	0	21	26	41	40	138
2800	MOFFAT 2	2018	CRESTONE CHARTER SCHOOL	HALF DAY	0	1	0	0	0	0	0	0	1	0	3
2800	MOFFAT 2	2018	CRESTONE CHARTER SCHOOL	1ST	2	0	1	0	0	0	0	3	2	8	
2800	MOFFAT 2	2018	CRESTONE CHARTER SCHOOL	2ND	0	0	0	0	0	0	0	2	1	4	
2800	MOFFAT 2	2018	CRESTONE CHARTER SCHOOL	3RD	1	0	0	1	0	0	1	2	3	8	
2800	MOFFAT 2	2018	CRESTONE CHARTER SCHOOL	4TH	0	0	0	0	0	0	0	3	1	4	
2800	MOFFAT 2	2018	CRESTONE CHARTER SCHOOL	5TH	0	0	0	0	0	0	1	0	4	5	
2800	MOFFAT 2	2018	CRESTONE CHARTER SCHOOL	6TH	0	1	0	0	0	0	0	4	2	7	
2800	MOFFAT 2	2018	CRESTONE CHARTER SCHOOL	7TH	0	0	1	0	0	0	1	2	3	7	
2800	MOFFAT 2	2018	CRESTONE CHARTER SCHOOL	8TH	0	0	0	1	0	0	0	3	1	5	
2800	MOFFAT 2	2018	CRESTONE CHARTER SCHOOL	9TH	0	0	0	0	0	0	0	2	1	3	
2800	MOFFAT 2	2018	CRESTONE CHARTER SCHOOL	10TH	0	0	0	0	0	0	0	3	3	6	
2800	MOFFAT 2	2018	CRESTONE CHARTER SCHOOL	11TH	0	0	0	0	0	0	0	0	1	1	
2800	MOFFAT 2	2018	CRESTONE CHARTER SCHOOL	12TH	0	0	0	0	0	0	0	3	3	6	
2800	MOFFAT 2	2018	CRESTONE CHARTER SCHOOL	SCHOOL 1	3	3	2	2	1	0	3	28	25	67	
2800	MOFFAT 2	5954	MOFFAT ELEMENTARY SCHOOL	PK	1	0	0	0	0	2	1	5	4	14	
2800	MOFFAT 2	5954	MOFFAT ELEMENTARY SCHOOL	HALF DAY	0	0	0	0	0	1	1	7	1	10	
2800	MOFFAT 2	5954	MOFFAT ELEMENTARY SCHOOL	1ST	0	0	0	0	0	1	0	4	6	12	
2800	MOFFAT 2	5954	MOFFAT ELEMENTARY SCHOOL	2ND	0	0	0	0	0	2	1	3	4	10	
2800	MOFFAT 2	5954	MOFFAT ELEMENTARY SCHOOL	3RD	0	0	0	0	0	3	0	3	5	11	
2800	MOFFAT 2	5954	MOFFAT ELEMENTARY SCHOOL	4TH	0	0	0	1	0	0	1	1	4	7	
2800	MOFFAT 2	5954	MOFFAT ELEMENTARY SCHOOL	5TH	0	0	0	2	0	0	2	5	3	12	
2800	MOFFAT 2	5954	MOFFAT ELEMENTARY SCHOOL	SCHOOL 1	1	1	0	3	0	1	8	7	28	27	
2800	MOFFAT 2	5956	MOFFAT MIDDLE SCHOOL	6TH	0	0	0	0	0	0	1	10	1	12	
2800	MOFFAT 2	5956	MOFFAT MIDDLE SCHOOL	7TH	0	0	0	0	0	0	1	5	3	9	
2800	MOFFAT 2	5956	MOFFAT MIDDLE SCHOOL	8TH	2	1	0	0	0	2	0	1	3	9	
2800	MOFFAT 2	5956	MOFFAT MIDDLE SCHOOL	SCHOOL 1	2	1	0	0	0	2	2	16	7	30	
2800	MOFFAT 2	5958	MOFFAT SENIOR HIGH SCHOOL	9TH	0	0	0	0	0	1	0	6	9	16	
2800	MOFFAT 2	5958	MOFFAT SENIOR HIGH SCHOOL	10TH	0	0	0	0	0	1	1	3	5	10	
2800	MOFFAT 2	5958	MOFFAT SENIOR HIGH SCHOOL	11TH	1	0	0	0	0	1	0	3	3	8	
2800	MOFFAT 2	5958	MOFFAT SENIOR HIGH SCHOOL	12TH	0	0	0	0	0	0	1	4	4	9	
2800	MOFFAT 2	5958	MOFFAT SENIOR HIGH SCHOOL	SCHOOL 1	1	0	0	0	0	3	2	16	21	43	
2800	MOFFAT 2		DISTRICT TOTAL		7	5	2	5	1	1	13	14	88	80	216
2810	CENTER 26 JT	0051	THE ACADEMIC RECOVERY CENTER OF SAN LUIS VALLEY	9TH	1	0	0	0	0	1	3	1	1	7	
2810	CENTER 26 JT	0051	THE ACADEMIC RECOVERY CENTER OF SAN LUIS VALLEY	10TH	0	0	0	0	0	3	3	0	0	6	
2810	CENTER 26 JT	0051	THE ACADEMIC RECOVERY CENTER OF SAN LUIS VALLEY	11TH	0	0	0	0	0	7	3	0	0	10	
2810	CENTER 26 JT	0051	THE ACADEMIC RECOVERY CENTER OF SAN LUIS VALLEY	12TH	0	0	0	0	0	3	5	0	0	8	
2810	CENTER 26 JT	0051	THE ACADEMIC RECOVERY CENTER OF SAN LUIS VALLEY	SCHOOL 1	1	0	0	0	0	14	14	1	1	31	
2810	CENTER 26 JT	1412	HASKIN ELEMENTARY SCHOOL	PK	0	0	0	0	0	10	9	2	1	22	

COLORADO DEPARTMENT OF EDUCATION
FALL 2007 PUPIL MEMBERSHIP BY DISTRICT, SCHOOL, GRADE, RACE/ETHNICITY, AND GENDER

District Code	DISTRICT	School Code	SCHOOL	GRADE	AMERICAN INDIAN OR ALASKAN NATIVE	AMERICAN INDIAN OR ALASKAN NATIVE	ASIAN OR PACIFIC ISLANDER	ASIAN OR PACIFIC ISLANDER	BLACK (NOT HISPANIC)	BLACK (NOT HISPANIC)	HISPANIC	HISPANIC	WHITE (NOT HISPANIC)	WHITE (NOT HISPANIC)	Total
					FEMALE	MALE	FEMALE	MALE	FEMALE	MALE	FEMALE	MALE	FEMALE	MALE	
2810	CENTER 26 JT	1412	HASKIN ELEMENTARY SCHOOL	KINDERG/	1	0	0	0	0	0	26	22	0	1	50
2810	CENTER 26 JT	1412	HASKIN ELEMENTARY SCHOOL	1ST	1	2	0	0	0	0	18	23	1	0	45
2810	CENTER 26 JT	1412	HASKIN ELEMENTARY SCHOOL	2ND	0	0	0	0	0	0	18	17	2	1	38
2810	CENTER 26 JT	1412	HASKIN ELEMENTARY SCHOOL	3RD	1	1	0	0	0	1	20	23	2	4	52
2810	CENTER 26 JT	1412	HASKIN ELEMENTARY SCHOOL	4TH	0	0	0	0	0	0	24	22	3	0	49
2810	CENTER 26 JT	1412	HASKIN ELEMENTARY SCHOOL	5TH	0	1	0	0	1	0	18	12	0	1	33
2810	CENTER 26 JT	1412	HASKIN ELEMENTARY SCHOOL	SCHOOL 1	3	4	0	0	1	1	134	128	10	8	289
2810	CENTER 26 JT	1416	SKOGLUND MIDDLE SCHOOL	6TH	0	0	0	0	0	0	11	19	1	2	33
2810	CENTER 26 JT	1416	SKOGLUND MIDDLE SCHOOL	7TH	0	0	0	0	0	0	19	11	3	5	38
2810	CENTER 26 JT	1416	SKOGLUND MIDDLE SCHOOL	8TH	2	0	0	0	0	0	20	12	2	1	37
2810	CENTER 26 JT	1416	SKOGLUND MIDDLE SCHOOL	SCHOOL 1	2	0	0	0	0	0	50	42	6	8	108
2810	CENTER 26 JT	1420	CENTER HIGH SCHOOL	9TH	0	1	0	0	0	0	30	19	2	1	53
2810	CENTER 26 JT	1420	CENTER HIGH SCHOOL	10TH	1	1	0	0	0	0	23	22	6	0	53
2810	CENTER 26 JT	1420	CENTER HIGH SCHOOL	11TH	0	0	0	0	0	0	16	17	7	1	41
2810	CENTER 26 JT	1420	CENTER HIGH SCHOOL	12TH	1	0	0	0	0	0	11	10	2	3	27
2810	CENTER 26 JT	1420	CENTER HIGH SCHOOL	SCHOOL 1	2	2	0	0	0	0	80	68	17	5	174
2810	CENTER 26 JT		DISTRICT TOTAL		8	6	0	0	1	1	278	252	34	22	602
2820	SILVERTON 1	7900	SILVERTON ELEMENTARY SCHOOL	HALF DAY	0	0	0	0	0	0	0	1	3	5	9
2820	SILVERTON 1	7900	SILVERTON ELEMENTARY SCHOOL	1ST	0	0	0	0	0	0	0	0	1	4	5
2820	SILVERTON 1	7900	SILVERTON ELEMENTARY SCHOOL	2ND	0	0	0	0	0	0	1	1	0	4	6
2820	SILVERTON 1	7900	SILVERTON ELEMENTARY SCHOOL	3RD	0	0	0	0	0	0	1	0	3	1	5
2820	SILVERTON 1	7900	SILVERTON ELEMENTARY SCHOOL	4TH	1	0	0	0	0	0	1	3	4	9	9
2820	SILVERTON 1	7900	SILVERTON ELEMENTARY SCHOOL	5TH	0	0	0	0	0	0	0	0	1	0	1
2820	SILVERTON 1	7900	SILVERTON ELEMENTARY SCHOOL	SCHOOL 1	1	0	0	0	0	0	2	3	11	18	35
2820	SILVERTON 1	7902	SILVERTON MIDDLE SCHOOL	6TH	0	0	0	0	0	0	0	2	0	4	6
2820	SILVERTON 1	7902	SILVERTON MIDDLE SCHOOL	7TH	0	0	0	0	0	0	0	1	5	1	8
2820	SILVERTON 1	7902	SILVERTON MIDDLE SCHOOL	8TH	0	0	0	0	0	0	1	1	0	0	2
2820	SILVERTON 1	7902	SILVERTON MIDDLE SCHOOL	SCHOOL 1	0	0	0	0	0	0	1	4	5	5	16
2820	SILVERTON 1	7904	SILVERTON HIGH SCHOOL	9TH	0	0	0	0	0	0	0	1	2	0	3
2820	SILVERTON 1	7904	SILVERTON HIGH SCHOOL	10TH	0	1	0	0	0	0	1	0	3	0	5
2820	SILVERTON 1	7904	SILVERTON HIGH SCHOOL	11TH	0	0	0	0	0	0	0	1	0	2	3
2820	SILVERTON 1	7904	SILVERTON HIGH SCHOOL	12TH	0	0	0	0	0	0	0	0	0	2	2
2820	SILVERTON 1	7904	SILVERTON HIGH SCHOOL	SCHOOL 1	1	0	0	0	0	0	1	2	5	4	13
2820	SILVERTON 1		DISTRICT TOTAL		1	2	0	0	0	0	4	9	21	27	64
2830	TELLURIDE R-1	8786	TELLURIDE ELEMENTARY SCHOOL	PK	0	0	0	0	0	0	1	5	2	6	14
2830	TELLURIDE R-1	8786	TELLURIDE ELEMENTARY SCHOOL	HALF DAY	0	0	2	0	0	0	5	4	25	32	68
2830	TELLURIDE R-1	8786	TELLURIDE ELEMENTARY SCHOOL	1ST	0	0	0	0	0	0	8	6	30	23	67
2830	TELLURIDE R-1	8786	TELLURIDE ELEMENTARY SCHOOL	2ND	0	0	0	0	0	0	2	5	19	21	47
2830	TELLURIDE R-1	8786	TELLURIDE ELEMENTARY SCHOOL	3RD	1	0	0	0	0	0	7	1	27	25	61
2830	TELLURIDE R-1	8786	TELLURIDE ELEMENTARY SCHOOL	4TH	0	1	0	0	0	1	5	3	24	26	60
2830	TELLURIDE R-1	8786	TELLURIDE ELEMENTARY SCHOOL	5TH	1	0	1	0	0	0	8	4	22	23	59
2830	TELLURIDE R-1	8786	TELLURIDE ELEMENTARY SCHOOL	6TH	0	1	0	0	0	0	8	3	20	22	54
2830	TELLURIDE R-1	8786	TELLURIDE ELEMENTARY SCHOOL	SCHOOL 1	2	1	4	0	0	1	44	31	169	178	430
2830	TELLURIDE R-1	8790	TELLURIDE MIDDLE SCHOOL	7TH	0	0	0	1	0	0	2	3	29	19	56
2830	TELLURIDE R-1	8790	TELLURIDE MIDDLE SCHOOL	8TH	0	0	0	0	0	0	2	2	25	14	43
2830	TELLURIDE R-1	8790	TELLURIDE MIDDLE SCHOOL	SCHOOL 1	0	0	0	1	0	0	2	4	5	33	99
2830	TELLURIDE R-1	8794	TELLURIDE HIGH SCHOOL	9TH	1	0	0	0	1	0	4	1	18	17	42
2830	TELLURIDE R-1	8794	TELLURIDE HIGH SCHOOL	10TH	1	0	0	0	0	1	2	2	10	23	39
2830	TELLURIDE R-1	8794	TELLURIDE HIGH SCHOOL	11TH	0	1	0	0	0	1	5	2	19	22	50
2830	TELLURIDE R-1	8794	TELLURIDE HIGH SCHOOL	12TH	2	0	0	0	1	0	2	1	26	23	55
2830	TELLURIDE R-1	8794	TELLURIDE HIGH SCHOOL	SCHOOL 1	4	1	0	0	2	2	13	6	73	85	186
2830	TELLURIDE R-1		DISTRICT TOTAL		6	2	4	1	2	5	61	42	296	296	715
2840	NORWOOD R-2J	6418	NORWOOD ELEMENTARY SCHOOL	PK	0	0	1	0	0	0	0	1	13	10	25
2840	NORWOOD R-2J	6418	NORWOOD ELEMENTARY SCHOOL	HALF DAY	0	0	0	0	0	1	0	0	9	8	18
2840	NORWOOD R-2J	6418	NORWOOD ELEMENTARY SCHOOL	1ST	0	0	0	0	0	0	1	1	13	11	26
2840	NORWOOD R-2J	6418	NORWOOD ELEMENTARY SCHOOL	2ND	0	1	0	0	0	0	0	1	4	11	17
2840	NORWOOD R-2J	6418	NORWOOD ELEMENTARY SCHOOL	3RD	0	0	0	0	0	1	2	0	9	6	18
2840	NORWOOD R-2J	6418	NORWOOD ELEMENTARY SCHOOL	4TH	0	0	0	0	0	0	0	0	8	12	20
2840	NORWOOD R-2J	6418	NORWOOD ELEMENTARY SCHOOL	5TH	0	0	0	0	0	0	1	2	10	9	22
2840	NORWOOD R-2J	6418	NORWOOD ELEMENTARY SCHOOL	SCHOOL 1	0	1	1	0	0	2	4	5	66	67	146
2840	NORWOOD R-2J	6422	NORWOOD HIGH SCHOOL	6TH	0	0	0	0	0	0	0	0	8	9	17
2840	NORWOOD R-2J	6422	NORWOOD HIGH SCHOOL	7TH	0	0	0	0	0	0	0	0	11	9	20
2840	NORWOOD R-2J	6422	NORWOOD HIGH SCHOOL	8TH	1	0	0	0	0	0	0	0	6	7	14
2840	NORWOOD R-2J	6422	NORWOOD HIGH SCHOOL	9TH	0	0	0	0	0	1	0	2	6	14	23
2840	NORWOOD R-2J	6422	NORWOOD HIGH SCHOOL	10TH	0	0	0	0	0	0	0	0	10	7	17
2840	NORWOOD R-2J	6422	NORWOOD HIGH SCHOOL	11TH	0	0	0	0	0	0	0	2	12	17	31
2840	NORWOOD R-2J	6422	NORWOOD HIGH SCHOOL	12TH	0	0	0	0	1	0	0	3	17	7	28

COLORADO DEPARTMENT OF EDUCATION
FALL 2007 PUPIL MEMBERSHIP BY DISTRICT, SCHOOL, GRADE, RACE/ETHNICITY, AND GENDER

District Code	DISTRICT	School Code	SCHOOL	GRADE	AMERICAN INDIAN OR ALASKAN NATIVE	AMERICAN INDIAN OR ALASKAN NATIVE	ASIAN OR PACIFIC ISLANDER	ASIAN OR PACIFIC ISLANDER	BLACK (NOT HISPANIC)	BLACK (NOT HISPANIC)	HISPANIC	HISPANIC	WHITE (NOT HISPANIC)	WHITE (NOT HISPANIC)	Total
					FEMALE	MALE	FEMALE	MALE	FEMALE	MALE	FEMALE	MALE	FEMALE	MALE	
2840	NORWOOD R-2J	6422	NORWOOD HIGH SCHOOL	SCHOOL 1	1	0	0	0	1	1	0	7	70	70	150
2840	NORWOOD R-2J		DISTRICT TOTAL		1	1	1	0	1	3	4	12	136	137	296
2862	JULESBURG RE-1	4488	JULESBURG ELEMENTARY SCHOOL	PK	0	0	0	1	0	1	5	7	11	9	34
2862	JULESBURG RE-1	4488	JULESBURG ELEMENTARY SCHOOL	KINDERG/	0	0	0	0	0	1	4	2	6	6	13
2862	JULESBURG RE-1	4488	JULESBURG ELEMENTARY SCHOOL	1ST	0	0	0	0	0	2	1	6	7	6	16
2862	JULESBURG RE-1	4488	JULESBURG ELEMENTARY SCHOOL	2ND	1	0	0	0	1	0	2	8	6	6	19
2862	JULESBURG RE-1	4488	JULESBURG ELEMENTARY SCHOOL	3RD	0	1	0	0	0	4	2	5	7	6	19
2862	JULESBURG RE-1	4488	JULESBURG ELEMENTARY SCHOOL	4TH	0	0	0	0	0	0	2	8	7	7	17
2862	JULESBURG RE-1	4488	JULESBURG ELEMENTARY SCHOOL	5TH	0	0	0	0	0	2	4	7	6	6	19
2862	JULESBURG RE-1	4488	JULESBURG ELEMENTARY SCHOOL	6TH	0	0	0	0	0	3	0	4	5	5	12
2862	JULESBURG RE-1	4488	JULESBURG ELEMENTARY SCHOOL	SCHOOL 1	1	1	0	1	1	18	22	51	53	149	149
2862	JULESBURG RE-1	4492	JULESBURG HIGH SCHOOL	7TH	0	0	0	0	0	2	1	10	10	23	23
2862	JULESBURG RE-1	4492	JULESBURG HIGH SCHOOL	8TH	0	0	0	1	0	4	3	9	6	23	23
2862	JULESBURG RE-1	4492	JULESBURG HIGH SCHOOL	9TH	0	0	0	0	0	2	2	7	9	20	20
2862	JULESBURG RE-1	4492	JULESBURG HIGH SCHOOL	10TH	0	0	0	0	0	2	3	9	10	24	24
2862	JULESBURG RE-1	4492	JULESBURG HIGH SCHOOL	11TH	0	0	0	0	0	3	7	8	10	28	28
2862	JULESBURG RE-1	4492	JULESBURG HIGH SCHOOL	12TH	0	0	0	0	0	1	0	11	5	17	17
2862	JULESBURG RE-1	4492	JULESBURG HIGH SCHOOL	SCHOOL 1	0	0	0	1	0	14	16	54	50	135	135
2862	JULESBURG RE-1		DISTRICT TOTAL		1	1	0	2	1	1	32	38	105	103	284
2865	PLATTE VALLEY RE-3	7050	PLATTE VALLEY ELEMENTARY SCHOOL	KINDERG/	0	0	0	0	0	0	3	4	4	4	11
2865	PLATTE VALLEY RE-3	7050	PLATTE VALLEY ELEMENTARY SCHOOL	1ST	0	0	0	0	0	1	1	4	1	7	7
2865	PLATTE VALLEY RE-3	7050	PLATTE VALLEY ELEMENTARY SCHOOL	2ND	0	0	0	0	0	1	1	3	4	9	9
2865	PLATTE VALLEY RE-3	7050	PLATTE VALLEY ELEMENTARY SCHOOL	3RD	0	0	0	0	0	0	2	1	8	11	11
2865	PLATTE VALLEY RE-3	7050	PLATTE VALLEY ELEMENTARY SCHOOL	4TH	0	0	0	0	0	2	0	2	8	12	12
2865	PLATTE VALLEY RE-3	7050	PLATTE VALLEY ELEMENTARY SCHOOL	5TH	0	0	0	0	0	2	0	2	4	8	8
2865	PLATTE VALLEY RE-3	7050	PLATTE VALLEY ELEMENTARY SCHOOL	6TH	0	0	0	0	0	0	0	2	5	7	7
2865	PLATTE VALLEY RE-3	7050	PLATTE VALLEY ELEMENTARY SCHOOL	SCHOOL 1	0	0	0	0	0	6	7	18	34	65	65
2865	PLATTE VALLEY RE-3	7322	REVERE JUNIOR-SENIOR HIGH SCHOOL	7TH	0	0	0	0	0	0	2	2	2	4	4
2865	PLATTE VALLEY RE-3	7322	REVERE JUNIOR-SENIOR HIGH SCHOOL	8TH	0	0	0	0	1	0	2	4	2	9	9
2865	PLATTE VALLEY RE-3	7322	REVERE JUNIOR-SENIOR HIGH SCHOOL	9TH	0	0	0	0	0	0	2	5	8	8	8
2865	PLATTE VALLEY RE-3	7322	REVERE JUNIOR-SENIOR HIGH SCHOOL	10TH	0	1	0	0	0	1	0	1	3	6	6
2865	PLATTE VALLEY RE-3	7322	REVERE JUNIOR-SENIOR HIGH SCHOOL	11TH	0	0	0	0	0	0	0	1	4	5	5
2865	PLATTE VALLEY RE-3	7322	REVERE JUNIOR-SENIOR HIGH SCHOOL	12TH	0	0	0	0	0	0	3	2	4	9	9
2865	PLATTE VALLEY RE-3	7322	REVERE JUNIOR-SENIOR HIGH SCHOOL	SCHOOL 1	0	1	0	0	1	6	12	20	41	41	41
2865	PLATTE VALLEY RE-3		DISTRICT TOTAL		0	1	0	0	1	0	7	13	30	54	106
3000	SUMMIT RE-1	0000	NOT IN A SCHOOL	7TH	0	0	0	0	0	0	0	1	0	0	1
3000	SUMMIT RE-1	0000	NOT IN A SCHOOL	8TH	0	0	0	0	0	0	0	1	0	0	1
3000	SUMMIT RE-1	0000	NOT IN A SCHOOL	SCHOOL 1	0	0	0	0	0	0	2	0	0	2	2
3000	SUMMIT RE-1	8370	DILLON VALLEY ELEMENTARY SCHOOL	PK	0	0	0	0	0	8	17	8	5	38	38
3000	SUMMIT RE-1	8370	DILLON VALLEY ELEMENTARY SCHOOL	KINDERG/	0	0	0	0	0	17	22	16	13	68	68
3000	SUMMIT RE-1	8370	DILLON VALLEY ELEMENTARY SCHOOL	1ST	0	0	0	1	0	24	19	17	13	74	74
3000	SUMMIT RE-1	8370	DILLON VALLEY ELEMENTARY SCHOOL	2ND	1	0	0	0	0	18	7	13	6	45	45
3000	SUMMIT RE-1	8370	DILLON VALLEY ELEMENTARY SCHOOL	3RD	0	0	1	0	0	13	18	2	6	40	40
3000	SUMMIT RE-1	8370	DILLON VALLEY ELEMENTARY SCHOOL	4TH	0	0	0	0	0	11	5	2	7	25	25
3000	SUMMIT RE-1	8370	DILLON VALLEY ELEMENTARY SCHOOL	5TH	0	0	0	0	0	14	8	8	5	35	35
3000	SUMMIT RE-1	8370	DILLON VALLEY ELEMENTARY SCHOOL	SCHOOL 1	1	0	1	1	0	105	96	66	55	325	325
3000	SUMMIT RE-1	8372	BRECKENRIDGE ELEMENTARY SCHOOL	HALF DAY	0	0	0	0	0	0	0	7	3	10	10
3000	SUMMIT RE-1	8372	BRECKENRIDGE ELEMENTARY SCHOOL	KINDERG/	0	0	1	0	0	1	1	19	13	35	35
3000	SUMMIT RE-1	8372	BRECKENRIDGE ELEMENTARY SCHOOL	1ST	0	0	0	2	0	0	0	12	20	34	34
3000	SUMMIT RE-1	8372	BRECKENRIDGE ELEMENTARY SCHOOL	2ND	0	0	0	1	0	1	1	20	19	42	42
3000	SUMMIT RE-1	8372	BRECKENRIDGE ELEMENTARY SCHOOL	3RD	0	0	0	2	0	0	3	18	17	40	40
3000	SUMMIT RE-1	8372	BRECKENRIDGE ELEMENTARY SCHOOL	4TH	0	0	0	0	0	1	1	18	13	33	33
3000	SUMMIT RE-1	8372	BRECKENRIDGE ELEMENTARY SCHOOL	5TH	0	0	1	0	0	0	0	11	17	29	29
3000	SUMMIT RE-1	8372	BRECKENRIDGE ELEMENTARY SCHOOL	SCHOOL 1	0	0	1	6	0	3	6	105	102	223	223
3000	SUMMIT RE-1	8374	FRISCO ELEMENTARY SCHOOL	PK	0	0	1	1	0	1	1	4	12	20	20
3000	SUMMIT RE-1	8374	FRISCO ELEMENTARY SCHOOL	HALF DAY	0	0	0	0	0	0	0	7	3	10	10
3000	SUMMIT RE-1	8374	FRISCO ELEMENTARY SCHOOL	KINDERG/	0	0	1	0	0	1	1	11	16	30	30
3000	SUMMIT RE-1	8374	FRISCO ELEMENTARY SCHOOL	1ST	0	0	0	0	0	2	4	12	16	34	34
3000	SUMMIT RE-1	8374	FRISCO ELEMENTARY SCHOOL	2ND	0	0	1	0	0	1	0	6	12	21	21
3000	SUMMIT RE-1	8374	FRISCO ELEMENTARY SCHOOL	3RD	0	0	0	0	0	1	2	10	12	25	25
3000	SUMMIT RE-1	8374	FRISCO ELEMENTARY SCHOOL	4TH	0	0	0	0	1	0	3	1	5	16	16
3000	SUMMIT RE-1	8374	FRISCO ELEMENTARY SCHOOL	5TH	0	0	0	0	0	2	1	10	13	26	26
3000	SUMMIT RE-1	8374	FRISCO ELEMENTARY SCHOOL	SCHOOL 1	0	0	3	1	1	1	11	10	65	100	192
3000	SUMMIT RE-1	8376	SILVERTHORNE ELEMENTARY SCHOOL	PK	0	1	0	0	0	9	8	3	5	26	26
3000	SUMMIT RE-1	8376	SILVERTHORNE ELEMENTARY SCHOOL	KINDERG/	0	0	0	0	0	11	10	16	7	44	44
3000	SUMMIT RE-1	8376	SILVERTHORNE ELEMENTARY SCHOOL	1ST	0	0	1	1	0	18	9	19	18	66	66
3000	SUMMIT RE-1	8376	SILVERTHORNE ELEMENTARY SCHOOL	2ND	0	0	0	1	0	1	10	6	15	47	47

COLORADO DEPARTMENT OF EDUCATION
FALL 2007 PUPIL MEMBERSHIP BY DISTRICT, SCHOOL, GRADE, RACE/ETHNICITY, AND GENDER

District Code	DISTRICT	School Code	SCHOOL	GRADE	AMERICAN	AMERICAN	ASIAN OR	ASIAN OR	BLACK	BLACK (NOT	HISPANIC	HISPANIC	WHITE (NOT	WHITE (NOT	Total
					INDIAN OR ALASKAN NATIVE	INDIAN OR ALASKAN NATIVE	PACIFIC ISLANDER	PACIFIC ISLANDER	(NOT HISPANIC)	HISPANIC)			HISPANIC)	HISPANIC)	
3000	SUMMIT RE-1	8376	SILVERTHORNE ELEMENTARY SCHOOL	3RD	0	0	0	1	1	0	14	13	7	5	41
3000	SUMMIT RE-1	8376	SILVERTHORNE ELEMENTARY SCHOOL	4TH	0	0	3	0	0	1	7	12	13	17	53
3000	SUMMIT RE-1	8376	SILVERTHORNE ELEMENTARY SCHOOL	5TH	0	0	0	0	3	0	6	6	14	16	45
3000	SUMMIT RE-1	8376	SILVERTHORNE ELEMENTARY SCHOOL	SCHOOL 1	0	1	4	3	4	2	75	72	78	83	322
3000	SUMMIT RE-1	8377	SUMMIT MIDDLE SCHOOL	6TH	0	1	3	1	0	1	21	23	63	91	204
3000	SUMMIT RE-1	8377	SUMMIT MIDDLE SCHOOL	7TH	0	0	0	0	0	1	26	30	79	74	210
3000	SUMMIT RE-1	8377	SUMMIT MIDDLE SCHOOL	8TH	0	0	2	2	1	1	35	31	81	89	242
3000	SUMMIT RE-1	8377	SUMMIT MIDDLE SCHOOL	SCHOOL 1	0	1	5	3	1	3	82	84	223	254	656
3000	SUMMIT RE-1	8378	SUMMIT HIGH SCHOOL	9TH	0	0	1	2	1	0	22	19	83	78	206
3000	SUMMIT RE-1	8378	SUMMIT HIGH SCHOOL	10TH	0	0	3	3	0	2	23	25	72	99	227
3000	SUMMIT RE-1	8378	SUMMIT HIGH SCHOOL	11TH	0	0	1	2	0	1	18	19	91	91	223
3000	SUMMIT RE-1	8378	SUMMIT HIGH SCHOOL	12TH	0	0	3	1	1	2	10	12	82	105	216
3000	SUMMIT RE-1	8378	SUMMIT HIGH SCHOOL	SCHOOL 1	0	0	8	8	2	5	73	75	328	373	872
3000	SUMMIT RE-1	8385	SUMMIT COVE ELEMENTARY SCHOOL	PK	0	0	0	0	0	0	0	6	8	11	26
3000	SUMMIT RE-1	8385	SUMMIT COVE ELEMENTARY SCHOOL	HALF DAY	0	0	0	0	0	0	1	0	0	0	1
3000	SUMMIT RE-1	8385	SUMMIT COVE ELEMENTARY SCHOOL	KINDERG/	0	0	0	1	0	0	5	1	20	14	41
3000	SUMMIT RE-1	8385	SUMMIT COVE ELEMENTARY SCHOOL	1ST	0	0	1	0	1	0	4	2	19	10	37
3000	SUMMIT RE-1	8385	SUMMIT COVE ELEMENTARY SCHOOL	2ND	0	0	0	0	0	0	2	0	17	16	35
3000	SUMMIT RE-1	8385	SUMMIT COVE ELEMENTARY SCHOOL	3RD	0	0	0	0	0	0	2	2	17	17	38
3000	SUMMIT RE-1	8385	SUMMIT COVE ELEMENTARY SCHOOL	4TH	0	0	0	0	0	0	1	5	15	6	27
3000	SUMMIT RE-1	8385	SUMMIT COVE ELEMENTARY SCHOOL	5TH	0	0	1	0	0	0	3	2	16	17	39
3000	SUMMIT RE-1	8385	SUMMIT COVE ELEMENTARY SCHOOL	SCHOOL 1	0	0	2	1	2	0	18	18	112	91	244
3000	SUMMIT RE-1	8993	UPPER BLUE ELEMENTARY SCHOOL	PK	0	0	1	0	0	0	3	3	4	2	13
3000	SUMMIT RE-1	8993	UPPER BLUE ELEMENTARY SCHOOL	HALF DAY	0	0	0	0	0	0	0	3	4	1	9
3000	SUMMIT RE-1	8993	UPPER BLUE ELEMENTARY SCHOOL	KINDERG/	0	0	1	0	0	0	4	3	10	10	28
3000	SUMMIT RE-1	8993	UPPER BLUE ELEMENTARY SCHOOL	1ST	0	0	0	1	0	1	5	1	20	9	37
3000	SUMMIT RE-1	8993	UPPER BLUE ELEMENTARY SCHOOL	2ND	0	0	0	0	0	0	3	5	16	12	36
3000	SUMMIT RE-1	8993	UPPER BLUE ELEMENTARY SCHOOL	3RD	0	0	1	0	0	0	3	3	18	9	34
3000	SUMMIT RE-1	8993	UPPER BLUE ELEMENTARY SCHOOL	4TH	0	0	1	0	0	0	6	1	5	17	30
3000	SUMMIT RE-1	8993	UPPER BLUE ELEMENTARY SCHOOL	5TH	0	0	0	1	0	0	0	2	15	21	39
3000	SUMMIT RE-1	8993	UPPER BLUE ELEMENTARY SCHOOL	SCHOOL 1	0	0	5	2	0	1	24	21	92	81	226
3000	SUMMIT RE-1		DISTRICT TOTAL		1	2	29	25	10	12	391	384	1,069	1,139	3,062
3010	CRIPPLE CREEK-VICTOR RE-1	2024	CRIPPLE CREEK-VICTOR JUNIOR-SENIOR HIGH SCHOOL	7TH	0	0	0	0	2	0	3	2	11	15	33
3010	CRIPPLE CREEK-VICTOR RE-1	2024	CRIPPLE CREEK-VICTOR JUNIOR-SENIOR HIGH SCHOOL	8TH	0	0	0	0	0	3	3	1	10	24	41
3010	CRIPPLE CREEK-VICTOR RE-1	2024	CRIPPLE CREEK-VICTOR JUNIOR-SENIOR HIGH SCHOOL	9TH	0	0	0	0	0	0	1	2	15	20	40
3010	CRIPPLE CREEK-VICTOR RE-1	2024	CRIPPLE CREEK-VICTOR JUNIOR-SENIOR HIGH SCHOOL	10TH	1	1	0	0	0	2	1	23	26	54	
3010	CRIPPLE CREEK-VICTOR RE-1	2024	CRIPPLE CREEK-VICTOR JUNIOR-SENIOR HIGH SCHOOL	11TH	1	1	0	0	0	0	3	17	16	38	
3010	CRIPPLE CREEK-VICTOR RE-1	2024	CRIPPLE CREEK-VICTOR JUNIOR-SENIOR HIGH SCHOOL	12TH	1	1	0	0	0	1	4	2	16	14	38
3010	CRIPPLE CREEK-VICTOR RE-1	2024	CRIPPLE CREEK-VICTOR JUNIOR-SENIOR HIGH SCHOOL	SCHOOL 1	4	3	0	0	2	4	13	11	92	115	244
3010	CRIPPLE CREEK-VICTOR RE-1	9080	CRESSION ELEMENTARY SCHOOL	PK	0	1	0	0	0	0	1	3	18	20	43
3010	CRIPPLE CREEK-VICTOR RE-1	9080	CRESSION ELEMENTARY SCHOOL	KINDERG/	1	0	0	0	0	0	0	1	9	14	25
3010	CRIPPLE CREEK-VICTOR RE-1	9080	CRESSION ELEMENTARY SCHOOL	1ST	0	0	0	0	0	0	3	14	15	32	
3010	CRIPPLE CREEK-VICTOR RE-1	9080	CRESSION ELEMENTARY SCHOOL	2ND	2	0	0	0	1	0	2	2	11	8	26
3010	CRIPPLE CREEK-VICTOR RE-1	9080	CRESSION ELEMENTARY SCHOOL	3RD	0	0	0	0	1	0	2	3	13	17	36
3010	CRIPPLE CREEK-VICTOR RE-1	9080	CRESSION ELEMENTARY SCHOOL	4TH	0	1	0	0	1	0	1	1	11	19	34
3010	CRIPPLE CREEK-VICTOR RE-1	9080	CRESSION ELEMENTARY SCHOOL	5TH	0	0	0	0	2	0	3	13	20	38	
3010	CRIPPLE CREEK-VICTOR RE-1	9080	CRESSION ELEMENTARY SCHOOL	6TH	0	0	0	0	2	1	1	3	11	17	35
3010	CRIPPLE CREEK-VICTOR RE-1	9080	CRESSION ELEMENTARY SCHOOL	SCHOOL 1	3	1	1	0	7	1	7	19	100	130	269
3010	CRIPPLE CREEK-VICTOR RE-1		DISTRICT TOTAL		7	4	1	0	9	5	20	30	192	245	513
3020	WOODLAND PARK RE-2	0000	NOT IN A SCHOOL	PK	0	0	1	0	0	0	0	0	0	0	1
3020	WOODLAND PARK RE-2	0000	NOT IN A SCHOOL	SCHOOL 1	0	0	1	0	0	0	0	0	0	0	1
3020	WOODLAND PARK RE-2	8379	SUMMIT ELEMENTARY SCHOOL	PK	0	0	0	0	0	0	1	2	21	30	54
3020	WOODLAND PARK RE-2	8379	SUMMIT ELEMENTARY SCHOOL	HALF DAY	1	0	1	0	0	0	3	4	27	34	70
3020	WOODLAND PARK RE-2	8379	SUMMIT ELEMENTARY SCHOOL	1ST	0	0	0	0	0	0	2	2	28	33	66
3020	WOODLAND PARK RE-2	8379	SUMMIT ELEMENTARY SCHOOL	2ND	0	1	0	1	0	0	3	4	22	33	64
3020	WOODLAND PARK RE-2	8379	SUMMIT ELEMENTARY SCHOOL	3RD	2	0	0	0	0	4	4	30	34	74	
3020	WOODLAND PARK RE-2	8379	SUMMIT ELEMENTARY SCHOOL	4TH	0	0	0	0	2	0	1	5	33	37	78
3020	WOODLAND PARK RE-2	8379	SUMMIT ELEMENTARY SCHOOL	5TH	0	0	1	1	0	0	0	1	52	43	98
3020	WOODLAND PARK RE-2	8379	SUMMIT ELEMENTARY SCHOOL	SCHOOL 1	4	1	2	2	2	0	14	22	213	244	504
3020	WOODLAND PARK RE-2	9692	GATEWAY ELEMENTARY SCHOOL	PK	0	0	0	0	0	0	1	1	17	14	33
3020	WOODLAND PARK RE-2	9692	GATEWAY ELEMENTARY SCHOOL	HALF DAY	0	0	1	0	0	1	3	2	18	27	52
3020	WOODLAND PARK RE-2	9692	GATEWAY ELEMENTARY SCHOOL	1ST	0	1	0	0	0	1	1	3	22	27	55
3020	WOODLAND PARK RE-2	9692	GATEWAY ELEMENTARY SCHOOL	2ND	0	0	0	2	1	0	3	1	25	28	60
3020	WOODLAND PARK RE-2	9692	GATEWAY ELEMENTARY SCHOOL	3RD	1	0	1	0	0	0	2	1	19	31	55
3020	WOODLAND PARK RE-2	9692	GATEWAY ELEMENTARY SCHOOL	4TH	0	1	0	1	0	0	3	3	30	17	55
3020	WOODLAND PARK RE-2	9692	GATEWAY ELEMENTARY SCHOOL	5TH	0	0	1	0	0	0	2	1	30	25	59
3020	WOODLAND PARK RE-2	9692	GATEWAY ELEMENTARY SCHOOL	SCHOOL 1	1	2	3	3	1	2	15	12	161	169	369

COLORADO DEPARTMENT OF EDUCATION
FALL 2007 PUPIL MEMBERSHIP BY DISTRICT, SCHOOL, GRADE, RACE/ETHNICITY, AND GENDER

District Code	DISTRICT	School Code	SCHOOL	GRADE	AMERICAN INDIAN OR ALASKAN NATIVE	AMERICAN INDIAN OR ALASKAN NATIVE	ASIAN OR PACIFIC ISLANDER	ASIAN OR PACIFIC ISLANDER	BLACK (NOT HISPANIC)	BLACK (NOT HISPANIC)	HISPANIC	HISPANIC	WHITE (NOT HISPANIC)	WHITE (NOT HISPANIC)	Total
					FEMALE	MALE	FEMALE	MALE	FEMALE	MALE	FEMALE	MALE	FEMALE	MALE	
3020	WOODLAND PARK RE-2	9694	WOODLAND PARK MIDDLE SCHOOL	6TH	1	2	2	2	1	2	9	6	87	120	232
3020	WOODLAND PARK RE-2	9694	WOODLAND PARK MIDDLE SCHOOL	7TH	2	2	1	1	1	6	10	105	110	239	
3020	WOODLAND PARK RE-2	9694	WOODLAND PARK MIDDLE SCHOOL	8TH	0	0	4	1	1	7	6	105	116	241	
3020	WOODLAND PARK RE-2	9694	WOODLAND PARK MIDDLE SCHOOL	SCHOOL 1	3	4	7	4	3	22	22	297	346	712	
3020	WOODLAND PARK RE-2	9696	WOODLAND PARK HIGH SCHOOL	9TH	2	2	1	1	2	7	5	95	127	243	
3020	WOODLAND PARK RE-2	9696	WOODLAND PARK HIGH SCHOOL	10TH	3	0	2	1	3	2	7	10	109	112	249
3020	WOODLAND PARK RE-2	9696	WOODLAND PARK HIGH SCHOOL	11TH	1	4	1	2	1	0	9	5	117	130	270
3020	WOODLAND PARK RE-2	9696	WOODLAND PARK HIGH SCHOOL	12TH	2	2	1	0	1	3	6	9	112	127	263
3020	WOODLAND PARK RE-2	9696	WOODLAND PARK HIGH SCHOOL	SCHOOL 1	8	8	5	4	6	7	29	29	433	496	1,025
3020	WOODLAND PARK RE-2	9698	COLUMBINE ELEMENTARY SCHOOL	PK	0	0	0	0	0	0	1	1	5	15	22
3020	WOODLAND PARK RE-2	9698	COLUMBINE ELEMENTARY SCHOOL	HALF DAY	0	0	1	0	0	0	0	3	13	25	42
3020	WOODLAND PARK RE-2	9698	COLUMBINE ELEMENTARY SCHOOL	1ST	0	0	0	0	0	0	1	1	22	29	53
3020	WOODLAND PARK RE-2	9698	COLUMBINE ELEMENTARY SCHOOL	2ND	0	1	0	2	0	1	1	2	32	27	66
3020	WOODLAND PARK RE-2	9698	COLUMBINE ELEMENTARY SCHOOL	3RD	0	1	0	1	0	0	4	0	29	24	59
3020	WOODLAND PARK RE-2	9698	COLUMBINE ELEMENTARY SCHOOL	4TH	0	0	1	0	0	1	4	3	21	33	63
3020	WOODLAND PARK RE-2	9698	COLUMBINE ELEMENTARY SCHOOL	5TH	0	0	1	0	0	5	0	34	34	74	
3020	WOODLAND PARK RE-2	9698	COLUMBINE ELEMENTARY SCHOOL	SCHOOL 1	0	2	3	3	0	2	16	10	156	187	379
3020	WOODLAND PARK RE-2		DISTRICT TOTAL		16	17	21	16	12	15	96	95	1,260	1,442	2,990
3030	AKRON R-1	0086	AKRON ELEMENTARY SCHOOL	PK	0	0	0	0	0	0	2	0	5	3	10
3030	AKRON R-1	0086	AKRON ELEMENTARY SCHOOL	HALF DAY	0	0	0	0	0	0	0	2	4	7	13
3030	AKRON R-1	0086	AKRON ELEMENTARY SCHOOL	1ST	0	0	0	1	1	0	1	3	14	16	36
3030	AKRON R-1	0086	AKRON ELEMENTARY SCHOOL	2ND	0	0	0	0	0	3	0	12	17	32	
3030	AKRON R-1	0086	AKRON ELEMENTARY SCHOOL	3RD	0	0	0	0	1	0	2	4	14	15	37
3030	AKRON R-1	0086	AKRON ELEMENTARY SCHOOL	4TH	0	0	0	0	1	3	3	8	10	25	
3030	AKRON R-1	0086	AKRON ELEMENTARY SCHOOL	5TH	0	0	0	0	0	3	0	16	10	29	
3030	AKRON R-1	0086	AKRON ELEMENTARY SCHOOL	6TH	0	0	0	0	0	8	2	11	8	29	
3030	AKRON R-1	0086	AKRON ELEMENTARY SCHOOL	7TH	0	0	0	0	0	3	0	12	18	33	
3030	AKRON R-1	0086	AKRON ELEMENTARY SCHOOL	8TH	0	0	0	0	0	0	2	11	16	29	
3030	AKRON R-1	0086	AKRON ELEMENTARY SCHOOL	SCHOOL 1	0	0	1	2	1	25	16	107	120	273	
3030	AKRON R-1	0090	AKRON HIGH SCHOOL	9TH	1	0	0	0	3	1	1	11	19	35	
3030	AKRON R-1	0090	AKRON HIGH SCHOOL	10TH	0	0	0	0	2	0	13	11	26		
3030	AKRON R-1	0090	AKRON HIGH SCHOOL	11TH	0	0	0	0	0	1	5	17	12	35	
3030	AKRON R-1	0090	AKRON HIGH SCHOOL	12TH	0	0	0	0	0	0	1	11	20	32	
3030	AKRON R-1	0090	AKRON HIGH SCHOOL	SCHOOL 1	1	1	0	0	0	6	7	52	62	128	
3030	AKRON R-1		DISTRICT TOTAL		1	1	0	1	2	1	31	23	159	182	401
3040	ARICKAREE R-2	0304	ARICKAREE ELEMENTARY SCHOOL	PK	0	0	0	0	0	0	1	0	3	3	7
3040	ARICKAREE R-2	0304	ARICKAREE ELEMENTARY SCHOOL	KINDERG/	0	0	0	0	0	0	1	1	3	7	12
3040	ARICKAREE R-2	0304	ARICKAREE ELEMENTARY SCHOOL	1ST	0	0	0	0	0	0	2	2	5	9	
3040	ARICKAREE R-2	0304	ARICKAREE ELEMENTARY SCHOOL	2ND	0	0	0	0	0	0	0	6	0	6	
3040	ARICKAREE R-2	0304	ARICKAREE ELEMENTARY SCHOOL	3RD	0	0	0	0	0	2	1	3	6	12	
3040	ARICKAREE R-2	0304	ARICKAREE ELEMENTARY SCHOOL	4TH	0	0	0	0	0	2	1	5	6	14	
3040	ARICKAREE R-2	0304	ARICKAREE ELEMENTARY SCHOOL	5TH	0	0	0	0	0	0	0	1	6	7	
3040	ARICKAREE R-2	0304	ARICKAREE ELEMENTARY SCHOOL	6TH	0	0	0	0	0	0	0	3	4	7	
3040	ARICKAREE R-2	0304	ARICKAREE ELEMENTARY SCHOOL	SCHOOL 1	0	0	0	0	0	6	5	26	37	74	
3040	ARICKAREE R-2	0308	ARICKAREE UNDIVIDED HIGH SCHOOL	7TH	0	0	0	0	0	0	1	3	4	8	
3040	ARICKAREE R-2	0308	ARICKAREE UNDIVIDED HIGH SCHOOL	8TH	0	0	0	0	0	1	0	3	3	7	
3040	ARICKAREE R-2	0308	ARICKAREE UNDIVIDED HIGH SCHOOL	9TH	0	0	0	0	0	0	0	2	3	5	
3040	ARICKAREE R-2	0308	ARICKAREE UNDIVIDED HIGH SCHOOL	10TH	0	0	0	0	0	0	0	3	2	5	
3040	ARICKAREE R-2	0308	ARICKAREE UNDIVIDED HIGH SCHOOL	11TH	0	0	0	0	0	1	1	3	5	10	
3040	ARICKAREE R-2	0308	ARICKAREE UNDIVIDED HIGH SCHOOL	12TH	0	0	0	0	0	0	0	0	3	3	
3040	ARICKAREE R-2	0308	ARICKAREE UNDIVIDED HIGH SCHOOL	SCHOOL 1	0	0	0	0	0	2	2	14	20	38	
3040	ARICKAREE R-2		DISTRICT TOTAL		0	0	0	0	0	0	8	7	40	57	112
3050	OTIS R-3	6582	OTIS ELEMENTARY SCHOOL	PK	0	0	0	0	0	0	0	0	7	8	15
3050	OTIS R-3	6582	OTIS ELEMENTARY SCHOOL	KINDERG/	0	0	0	0	0	0	0	0	3	5	8
3050	OTIS R-3	6582	OTIS ELEMENTARY SCHOOL	1ST	0	0	0	0	0	0	1	1	6	5	13
3050	OTIS R-3	6582	OTIS ELEMENTARY SCHOOL	2ND	0	0	0	0	0	0	0	6	7	13	
3050	OTIS R-3	6582	OTIS ELEMENTARY SCHOOL	3RD	0	0	0	0	0	0	1	5	5	11	
3050	OTIS R-3	6582	OTIS ELEMENTARY SCHOOL	4TH	0	0	0	0	0	1	0	5	5	11	
3050	OTIS R-3	6582	OTIS ELEMENTARY SCHOOL	5TH	0	0	0	0	0	0	0	3	4	7	
3050	OTIS R-3	6582	OTIS ELEMENTARY SCHOOL	6TH	0	0	0	0	0	0	0	5	14	19	
3050	OTIS R-3	6582	OTIS ELEMENTARY SCHOOL	SCHOOL 1	0	0	0	0	0	2	2	40	53	97	
3050	OTIS R-3	6586	OTIS JUNIOR-SENIOR HIGH SCHOOL	7TH	0	0	0	0	0	0	0	7	7	14	
3050	OTIS R-3	6586	OTIS JUNIOR-SENIOR HIGH SCHOOL	8TH	0	0	0	0	0	0	0	10	12	22	
3050	OTIS R-3	6586	OTIS JUNIOR-SENIOR HIGH SCHOOL	9TH	0	0	0	0	0	0	0	9	11	20	
3050	OTIS R-3	6586	OTIS JUNIOR-SENIOR HIGH SCHOOL	10TH	0	0	0	0	0	0	1	8	10	19	
3050	OTIS R-3	6586	OTIS JUNIOR-SENIOR HIGH SCHOOL	11TH	0	0	0	0	0	0	0	5	6	11	
3050	OTIS R-3	6586	OTIS JUNIOR-SENIOR HIGH SCHOOL	12TH	0	0	0	0	0	0	0	11	8	19	

COLORADO DEPARTMENT OF EDUCATION
FALL 2007 PUPIL MEMBERSHIP BY DISTRICT, SCHOOL, GRADE, RACE/ETHNICITY, AND GENDER

District Code	DISTRICT	School Code	SCHOOL	GRADE	AMERICAN INDIAN OR ALASKAN NATIVE	AMERICAN INDIAN OR ALASKAN NATIVE	ASIAN OR PACIFIC ISLANDER	ASIAN OR PACIFIC ISLANDER	BLACK (NOT HISPANIC)	BLACK (NOT HISPANIC)	HISPANIC	HISPANIC	WHITE (NOT HISPANIC)	WHITE (NOT HISPANIC)	Total
					FEMALE	MALE	FEMALE	MALE	FEMALE	MALE	FEMALE	MALE	FEMALE	MALE	
3050	OTIS R-3	6586	OTIS JUNIOR-SENIOR HIGH SCHOOL	SCHOOL 1	0	0	0	0	0	0	0	1	50	54	105
3050	OTIS R-3		DISTRICT TOTAL		0	0	0	0	0	0	2	3	90	107	202
3060	LONE STAR 101	5254	LONE STAR ELEMENTARY SCHOOL	KINDERG/	0	0	0	0	0	0	1	0	2	4	7
3060	LONE STAR 101	5254	LONE STAR ELEMENTARY SCHOOL	1ST	0	0	0	0	0	0	0	0	3	1	4
3060	LONE STAR 101	5254	LONE STAR ELEMENTARY SCHOOL	2ND	0	0	0	0	0	1	0	0	2	4	7
3060	LONE STAR 101	5254	LONE STAR ELEMENTARY SCHOOL	3RD	0	0	0	0	0	0	1	3	3	7	7
3060	LONE STAR 101	5254	LONE STAR ELEMENTARY SCHOOL	4TH	0	0	0	0	0	0	0	0	2	3	5
3060	LONE STAR 101	5254	LONE STAR ELEMENTARY SCHOOL	5TH	0	0	0	0	0	1	0	5	6	12	12
3060	LONE STAR 101	5254	LONE STAR ELEMENTARY SCHOOL	6TH	0	0	0	0	0	1	0	3	2	6	6
3060	LONE STAR 101	5254	LONE STAR ELEMENTARY SCHOOL	SCHOOL 1	0	0	0	0	0	4	1	20	23	48	48
3060	LONE STAR 101	5258	LONE STAR UNDIVIDED HIGH SCHOOL	7TH	0	0	0	0	0	0	0	4	1	5	5
3060	LONE STAR 101	5258	LONE STAR UNDIVIDED HIGH SCHOOL	8TH	0	0	0	0	0	0	0	1	4	5	5
3060	LONE STAR 101	5258	LONE STAR UNDIVIDED HIGH SCHOOL	9TH	0	0	0	0	0	0	0	7	4	11	11
3060	LONE STAR 101	5258	LONE STAR UNDIVIDED HIGH SCHOOL	10TH	0	0	0	0	0	0	0	2	6	8	8
3060	LONE STAR 101	5258	LONE STAR UNDIVIDED HIGH SCHOOL	11TH	0	0	0	0	0	1	1	2	4	8	8
3060	LONE STAR 101	5258	LONE STAR UNDIVIDED HIGH SCHOOL	12TH	0	0	0	0	0	0	0	5	3	8	8
3060	LONE STAR 101	5258	LONE STAR UNDIVIDED HIGH SCHOOL	SCHOOL 1	0	0	0	0	0	1	1	21	22	45	45
3060	LONE STAR 101		DISTRICT TOTAL		0	0	0	0	0	5	2	41	45	93	93
3070	WOODLIN R-104	9700	WOODLIN ELEMENTARY SCHOOL	PK	0	0	0	0	0	0	0	5	4	9	9
3070	WOODLIN R-104	9700	WOODLIN ELEMENTARY SCHOOL	KINDERG/	0	0	0	0	0	0	0	3	2	5	5
3070	WOODLIN R-104	9700	WOODLIN ELEMENTARY SCHOOL	1ST	0	0	0	0	0	0	2	1	3	6	6
3070	WOODLIN R-104	9700	WOODLIN ELEMENTARY SCHOOL	2ND	0	0	0	0	0	1	6	2	9	9	9
3070	WOODLIN R-104	9700	WOODLIN ELEMENTARY SCHOOL	3RD	0	0	0	0	0	0	0	0	2	2	2
3070	WOODLIN R-104	9700	WOODLIN ELEMENTARY SCHOOL	4TH	0	0	0	0	0	0	0	4	4	8	8
3070	WOODLIN R-104	9700	WOODLIN ELEMENTARY SCHOOL	5TH	0	0	0	0	0	0	0	2	1	3	3
3070	WOODLIN R-104	9700	WOODLIN ELEMENTARY SCHOOL	6TH	0	0	0	0	0	0	0	3	4	7	7
3070	WOODLIN R-104	9700	WOODLIN ELEMENTARY SCHOOL	SCHOOL 1	0	0	0	0	0	0	3	24	22	49	49
3070	WOODLIN R-104	9704	WOODLIN UNDIVIDED HIGH SCHOOL	7TH	0	0	0	0	0	0	1	4	0	5	5
3070	WOODLIN R-104	9704	WOODLIN UNDIVIDED HIGH SCHOOL	8TH	0	0	0	0	1	0	1	2	3	8	8
3070	WOODLIN R-104	9704	WOODLIN UNDIVIDED HIGH SCHOOL	9TH	0	0	0	0	0	0	0	6	4	10	10
3070	WOODLIN R-104	9704	WOODLIN UNDIVIDED HIGH SCHOOL	10TH	0	0	0	0	0	2	0	4	4	10	10
3070	WOODLIN R-104	9704	WOODLIN UNDIVIDED HIGH SCHOOL	11TH	0	0	0	0	0	0	2	5	3	10	10
3070	WOODLIN R-104	9704	WOODLIN UNDIVIDED HIGH SCHOOL	12TH	0	0	0	0	0	1	0	3	5	9	9
3070	WOODLIN R-104	9704	WOODLIN UNDIVIDED HIGH SCHOOL	SCHOOL 1	0	0	0	0	1	0	4	24	19	52	52
3070	WOODLIN R-104		DISTRICT TOTAL		0	0	0	0	1	0	4	7	48	41	101
3080	WELD COUNTY RE-1	3398	GILCREST ELEMENTARY SCHOOL	KINDERG/	0	0	0	0	0	0	12	18	8	7	45
3080	WELD COUNTY RE-1	3398	GILCREST ELEMENTARY SCHOOL	1ST	0	1	0	0	0	0	9	14	6	8	38
3080	WELD COUNTY RE-1	3398	GILCREST ELEMENTARY SCHOOL	2ND	0	0	1	0	0	17	7	6	6	37	37
3080	WELD COUNTY RE-1	3398	GILCREST ELEMENTARY SCHOOL	3RD	0	0	0	0	1	0	9	14	6	8	38
3080	WELD COUNTY RE-1	3398	GILCREST ELEMENTARY SCHOOL	4TH	0	0	0	0	0	5	10	5	7	27	27
3080	WELD COUNTY RE-1	3398	GILCREST ELEMENTARY SCHOOL	5TH	0	0	0	0	0	6	10	5	5	26	26
3080	WELD COUNTY RE-1	3398	GILCREST ELEMENTARY SCHOOL	SCHOOL 1	0	1	1	0	1	0	58	73	36	41	211
3080	WELD COUNTY RE-1	4852	PETE MIRICH ELEMENTARY SCHOOL	KINDERG/	0	0	0	0	0	0	16	15	15	15	61
3080	WELD COUNTY RE-1	4852	PETE MIRICH ELEMENTARY SCHOOL	1ST	0	0	0	0	0	5	2	9	14	30	30
3080	WELD COUNTY RE-1	4852	PETE MIRICH ELEMENTARY SCHOOL	2ND	0	0	0	0	0	10	15	14	17	56	56
3080	WELD COUNTY RE-1	4852	PETE MIRICH ELEMENTARY SCHOOL	3RD	0	0	0	0	0	10	14	11	16	51	51
3080	WELD COUNTY RE-1	4852	PETE MIRICH ELEMENTARY SCHOOL	4TH	0	0	0	0	0	1	8	10	13	42	42
3080	WELD COUNTY RE-1	4852	PETE MIRICH ELEMENTARY SCHOOL	5TH	0	1	0	0	2	0	11	12	16	13	55
3080	WELD COUNTY RE-1	4852	PETE MIRICH ELEMENTARY SCHOOL	SCHOOL 1	0	1	0	0	2	1	60	68	75	88	295
3080	WELD COUNTY RE-1	4854	NORTH VALLEY MIDDLE SCHOOL	6TH	1	0	0	0	0	1	18	18	14	22	74
3080	WELD COUNTY RE-1	4854	NORTH VALLEY MIDDLE SCHOOL	7TH	1	0	0	0	0	1	26	17	20	26	91
3080	WELD COUNTY RE-1	4854	NORTH VALLEY MIDDLE SCHOOL	8TH	0	1	0	0	0	0	22	17	22	84	84
3080	WELD COUNTY RE-1	4854	NORTH VALLEY MIDDLE SCHOOL	SCHOOL 1	2	1	0	0	0	2	66	52	56	70	249
3080	WELD COUNTY RE-1	7056	PLATTEVILLE ELEMENTARY SCHOOL	KINDERG/	0	0	0	0	0	5	13	15	12	45	45
3080	WELD COUNTY RE-1	7056	PLATTEVILLE ELEMENTARY SCHOOL	1ST	0	1	0	1	0	1	20	9	15	13	60
3080	WELD COUNTY RE-1	7056	PLATTEVILLE ELEMENTARY SCHOOL	2ND	1	0	0	0	0	23	7	11	20	62	62
3080	WELD COUNTY RE-1	7056	PLATTEVILLE ELEMENTARY SCHOOL	3RD	0	0	0	1	0	0	16	11	9	17	54
3080	WELD COUNTY RE-1	7056	PLATTEVILLE ELEMENTARY SCHOOL	4TH	0	0	2	0	0	0	13	13	14	16	58
3080	WELD COUNTY RE-1	7056	PLATTEVILLE ELEMENTARY SCHOOL	5TH	0	1	1	0	0	0	15	12	12	18	59
3080	WELD COUNTY RE-1	7056	PLATTEVILLE ELEMENTARY SCHOOL	SCHOOL 1	1	2	3	2	0	1	92	65	76	96	338
3080	WELD COUNTY RE-1	7058	SOUTH VALLEY MIDDLE SCHOOL	6TH	0	0	1	0	0	1	21	17	15	12	67
3080	WELD COUNTY RE-1	7058	SOUTH VALLEY MIDDLE SCHOOL	7TH	0	0	1	0	0	0	15	18	14	9	57
3080	WELD COUNTY RE-1	7058	SOUTH VALLEY MIDDLE SCHOOL	8TH	0	1	0	2	1	0	15	14	10	17	60
3080	WELD COUNTY RE-1	7058	SOUTH VALLEY MIDDLE SCHOOL	SCHOOL 1	0	1	2	2	1	1	51	49	39	38	184
3080	WELD COUNTY RE-1	9032	VALLEY HIGH SCHOOL	9TH	1	0	1	0	0	0	38	30	42	43	155
3080	WELD COUNTY RE-1	9032	VALLEY HIGH SCHOOL	10TH	1	1	2	0	1	0	32	22	39	33	131
3080	WELD COUNTY RE-1	9032	VALLEY HIGH SCHOOL	11TH	1	0	1	0	0	0	29	27	36	39	133

COLORADO DEPARTMENT OF EDUCATION
FALL 2007 PUPIL MEMBERSHIP BY DISTRICT, SCHOOL, GRADE, RACE/ETHNICITY, AND GENDER

District Code	DISTRICT	School Code	SCHOOL	GRADE	AMERICAN	AMERICAN	ASIAN OR	ASIAN OR	BLACK	BLACK (NOT	HISPANIC	HISPANIC	WHITE (NOT	WHITE (NOT	Total
					INDIAN OR ALASKAN NATIVE	INDIAN OR ALASKAN NATIVE	PACIFIC ISLANDER	PACIFIC ISLANDER	(NOT HISPANIC)	HISPANIC)			HISPANIC)	HISPANIC)	
3080	WELD COUNTY RE-1	9032	VALLEY HIGH SCHOOL	12TH	0	0	0	0	0	0	27	23	32	26	108
3080	WELD COUNTY RE-1	9032	VALLEY HIGH SCHOOL	SCHOOL 1	3	1	4	0	1	0	126	102	149	141	527
3080	WELD COUNTY RE-1		DISTRICT TOTAL		6	7	10	4	5	5	453	409	431	474	1,804
3085	EATON RE-2	0754	BENJAMIN EATON ELEMENTARY SCHOOL	3RD	0	0	0	0	0	1	13	9	45	33	101
3085	EATON RE-2	0754	BENJAMIN EATON ELEMENTARY SCHOOL	4TH	0	0	0	0	0	0	7	9	39	50	105
3085	EATON RE-2	0754	BENJAMIN EATON ELEMENTARY SCHOOL	5TH	0	1	0	0	1	0	14	6	34	51	107
3085	EATON RE-2	0754	BENJAMIN EATON ELEMENTARY SCHOOL	SCHOOL 1	0	1	0	0	1	1	34	24	118	134	313
3085	EATON RE-2	2448	EATON ELEMENTARY SCHOOL	PK	0	0	0	1	0	5	7	12	20	45	
3085	EATON RE-2	2448	EATON ELEMENTARY SCHOOL	HALF DAY	0	0	0	0	0	6	13	32	37	88	
3085	EATON RE-2	2448	EATON ELEMENTARY SCHOOL	KINDERG/	0	0	0	0	0	1	0	13	8	22	
3085	EATON RE-2	2448	EATON ELEMENTARY SCHOOL	1ST	1	1	0	2	2	0	15	8	33	41	103
3085	EATON RE-2	2448	EATON ELEMENTARY SCHOOL	2ND	1	0	1	2	0	2	14	11	47	42	120
3085	EATON RE-2	2448	EATON ELEMENTARY SCHOOL	SCHOOL 1	2	1	1	5	2	2	41	39	137	148	378
3085	EATON RE-2	2452	EATON MIDDLE SCHOOL	6TH	0	0	0	1	0	1	9	15	60	52	138
3085	EATON RE-2	2452	EATON MIDDLE SCHOOL	7TH	0	1	0	2	0	1	12	11	42	58	127
3085	EATON RE-2	2452	EATON MIDDLE SCHOOL	8TH	0	0	0	0	0	0	17	14	44	51	126
3085	EATON RE-2	2452	EATON MIDDLE SCHOOL	SCHOOL 1	0	1	0	3	0	2	38	40	146	161	391
3085	EATON RE-2	2456	EATON HIGH SCHOOL	9TH	0	1	0	0	0	1	19	11	65	66	163
3085	EATON RE-2	2456	EATON HIGH SCHOOL	10TH	0	0	0	0	1	0	14	11	52	50	128
3085	EATON RE-2	2456	EATON HIGH SCHOOL	11TH	0	0	0	0	0	0	12	10	51	57	130
3085	EATON RE-2	2456	EATON HIGH SCHOOL	12TH	0	0	0	1	0	0	7	6	46	52	112
3085	EATON RE-2	2456	EATON HIGH SCHOOL	SCHOOL 1	0	1	0	1	1	1	52	38	214	225	533
3085	EATON RE-2	3286	GALETON ELEMENTARY SCHOOL	HALF DAY	0	0	0	0	0	1	0	3	4	6	20
3085	EATON RE-2	3286	GALETON ELEMENTARY SCHOOL	1ST	0	0	0	0	0	0	2	3	8	5	18
3085	EATON RE-2	3286	GALETON ELEMENTARY SCHOOL	2ND	0	0	0	0	0	1	4	3	5	13	26
3085	EATON RE-2	3286	GALETON ELEMENTARY SCHOOL	3RD	0	0	0	0	0	0	4	2	8	8	22
3085	EATON RE-2	3286	GALETON ELEMENTARY SCHOOL	4TH	0	0	0	0	0	1	3	1	2	11	18
3085	EATON RE-2	3286	GALETON ELEMENTARY SCHOOL	5TH	0	0	0	0	0	0	8	4	10	7	29
3085	EATON RE-2	3286	GALETON ELEMENTARY SCHOOL	SCHOOL 1	0	0	0	0	1	2	24	17	39	50	133
3085	EATON RE-2		DISTRICT TOTAL		2	4	1	9	5	8	189	158	654	718	1,748
3090	KEENESBURG RE-3(J)	1299	CARDINAL COMMUNITY ACADEMY CHARTER SCHOOL	HALF DAY	0	0	0	0	0	0	0	0	8	12	20
3090	KEENESBURG RE-3(J)	1299	CARDINAL COMMUNITY ACADEMY CHARTER SCHOOL	1ST	0	0	0	0	0	0	1	0	11	8	20
3090	KEENESBURG RE-3(J)	1299	CARDINAL COMMUNITY ACADEMY CHARTER SCHOOL	2ND	0	0	0	0	0	1	1	0	8	10	20
3090	KEENESBURG RE-3(J)	1299	CARDINAL COMMUNITY ACADEMY CHARTER SCHOOL	3RD	0	0	0	0	0	0	1	2	11	6	20
3090	KEENESBURG RE-3(J)	1299	CARDINAL COMMUNITY ACADEMY CHARTER SCHOOL	4TH	0	0	0	0	0	0	0	2	7	11	20
3090	KEENESBURG RE-3(J)	1299	CARDINAL COMMUNITY ACADEMY CHARTER SCHOOL	5TH	0	0	1	0	0	0	0	1	9	9	20
3090	KEENESBURG RE-3(J)	1299	CARDINAL COMMUNITY ACADEMY CHARTER SCHOOL	6TH	0	0	0	0	0	0	0	0	8	12	20
3090	KEENESBURG RE-3(J)	1299	CARDINAL COMMUNITY ACADEMY CHARTER SCHOOL	7TH	0	0	0	0	0	0	1	0	5	10	16
3090	KEENESBURG RE-3(J)	1299	CARDINAL COMMUNITY ACADEMY CHARTER SCHOOL	8TH	0	0	0	0	0	0	1	0	6	3	10
3090	KEENESBURG RE-3(J)	1299	CARDINAL COMMUNITY ACADEMY CHARTER SCHOOL	SCHOOL 1	0	0	1	0	0	1	5	5	73	81	166
3090	KEENESBURG RE-3(J)	1446	WELD CENTRAL SENIOR HIGH SCHOOL	9TH	1	2	0	0	1	1	24	31	59	61	180
3090	KEENESBURG RE-3(J)	1446	WELD CENTRAL SENIOR HIGH SCHOOL	10TH	0	1	0	1	1	0	12	27	45	55	142
3090	KEENESBURG RE-3(J)	1446	WELD CENTRAL SENIOR HIGH SCHOOL	11TH	0	2	2	0	3	1	10	13	53	42	126
3090	KEENESBURG RE-3(J)	1446	WELD CENTRAL SENIOR HIGH SCHOOL	12TH	0	1	0	2	0	0	6	13	40	42	104
3090	KEENESBURG RE-3(J)	1446	WELD CENTRAL SENIOR HIGH SCHOOL	SCHOOL 1	1	6	2	3	5	2	52	84	197	200	552
3090	KEENESBURG RE-3(J)	3090	LOCHBUJIE ELEMENTARY SCHOOL	PK	0	0	0	1	0	1	7	6	8	18	42
3090	KEENESBURG RE-3(J)	3090	LOCHBUJIE ELEMENTARY SCHOOL	HALF DAY	1	0	1	0	0	0	6	4	12	11	35
3090	KEENESBURG RE-3(J)	3090	LOCHBUJIE ELEMENTARY SCHOOL	KINDERG/	0	0	0	0	0	0	6	3	2	5	16
3090	KEENESBURG RE-3(J)	3090	LOCHBUJIE ELEMENTARY SCHOOL	1ST	0	1	0	0	1	1	10	16	16	15	60
3090	KEENESBURG RE-3(J)	3090	LOCHBUJIE ELEMENTARY SCHOOL	2ND	0	0	0	0	1	3	13	15	14	18	64
3090	KEENESBURG RE-3(J)	3090	LOCHBUJIE ELEMENTARY SCHOOL	3RD	1	0	0	0	1	0	18	14	22	12	68
3090	KEENESBURG RE-3(J)	3090	LOCHBUJIE ELEMENTARY SCHOOL	4TH	0	0	0	0	1	0	9	10	10	16	46
3090	KEENESBURG RE-3(J)	3090	LOCHBUJIE ELEMENTARY SCHOOL	5TH	0	0	0	0	0	1	13	15	17	10	56
3090	KEENESBURG RE-3(J)	3090	LOCHBUJIE ELEMENTARY SCHOOL	6TH	0	0	0	1	3	1	16	14	13	9	57
3090	KEENESBURG RE-3(J)	3090	LOCHBUJIE ELEMENTARY SCHOOL	SCHOOL 1	2	1	1	2	8	7	98	97	114	114	444
3090	KEENESBURG RE-3(J)	4148	HUDSON ELEMENTARY SCHOOL	PK	0	0	0	0	0	2	0	3	7	12	
3090	KEENESBURG RE-3(J)	4148	HUDSON ELEMENTARY SCHOOL	HALF DAY	0	0	0	0	1	0	2	4	7	4	18
3090	KEENESBURG RE-3(J)	4148	HUDSON ELEMENTARY SCHOOL	KINDERG/	0	0	0	0	0	0	7	4	4	0	15
3090	KEENESBURG RE-3(J)	4148	HUDSON ELEMENTARY SCHOOL	1ST	0	0	1	0	0	1	8	8	7	14	39
3090	KEENESBURG RE-3(J)	4148	HUDSON ELEMENTARY SCHOOL	2ND	0	0	0	0	0	1	15	6	12	9	43
3090	KEENESBURG RE-3(J)	4148	HUDSON ELEMENTARY SCHOOL	3RD	0	1	0	0	1	1	8	6	14	16	47
3090	KEENESBURG RE-3(J)	4148	HUDSON ELEMENTARY SCHOOL	4TH	0	0	1	1	0	0	10	11	7	10	40
3090	KEENESBURG RE-3(J)	4148	HUDSON ELEMENTARY SCHOOL	5TH	0	0	0	0	0	1	8	8	9	12	38
3090	KEENESBURG RE-3(J)	4148	HUDSON ELEMENTARY SCHOOL	6TH	1	0	1	0	0	0	7	13	7	12	41
3090	KEENESBURG RE-3(J)	4148	HUDSON ELEMENTARY SCHOOL	SCHOOL 1	1	1	3	1	2	4	67	60	70	84	293
3090	KEENESBURG RE-3(J)	4526	HOFF ELEMENTARY SCHOOL	PK	0	1	0	0	0	0	1	2	11	12	27
3090	KEENESBURG RE-3(J)	4526	HOFF ELEMENTARY SCHOOL	HALF DAY	0	0	0	1	0	0	3	0	13	11	28

COLORADO DEPARTMENT OF EDUCATION
FALL 2007 PUPIL MEMBERSHIP BY DISTRICT, SCHOOL, GRADE, RACE/ETHNICITY, AND GENDER


District Code	DISTRICT	School Code	SCHOOL	GRADE	AMERICAN	AMERICAN	ASIAN OR	ASIAN OR	BLACK	BLACK (NOT	HISPANIC	HISPANIC	WHITE (NOT	WHITE (NOT	Total
					INDIAN OR ALASKAN NATIVE	INDIAN OR ALASKAN NATIVE	PACIFIC ISLANDER	PACIFIC ISLANDER	(NOT HISPANIC)	HISPANIC)			HISPANIC)	HISPANIC)	
3090	KEENESBURG RE-3(J)	4526	HOFF ELEMENTARY SCHOOL	KINDERG/	0	0	0	0	0	0	1	1	6	5	13
3090	KEENESBURG RE-3(J)	4526	HOFF ELEMENTARY SCHOOL	1ST	0	0	0	0	0	0	4	8	16	11	39
3090	KEENESBURG RE-3(J)	4526	HOFF ELEMENTARY SCHOOL	2ND	0	0	1	0	0	0	6	6	24	18	55
3090	KEENESBURG RE-3(J)	4526	HOFF ELEMENTARY SCHOOL	3RD	0	1	0	0	0	0	6	4	16	27	54
3090	KEENESBURG RE-3(J)	4526	HOFF ELEMENTARY SCHOOL	4TH	0	0	0	0	0	0	2	5	18	23	48
3090	KEENESBURG RE-3(J)	4526	HOFF ELEMENTARY SCHOOL	5TH	0	0	1	0	0	0	2	4	18	18	43
3090	KEENESBURG RE-3(J)	4526	HOFF ELEMENTARY SCHOOL	6TH	0	0	0	0	0	0	4	3	28	21	56
3090	KEENESBURG RE-3(J)	4526	HOFF ELEMENTARY SCHOOL	SCHOOL 1	0	2	2	1	0	0	29	33	150	146	363
3090	KEENESBURG RE-3(J)	9347	WELD CENTRAL JUNIOR HIGH SCHOOL	7TH	0	1	1	0	2	1	23	21	24	48	121
3090	KEENESBURG RE-3(J)	9347	WELD CENTRAL JUNIOR HIGH SCHOOL	8TH	0	1	1	0	0	0	24	20	54	66	166
3090	KEENESBURG RE-3(J)	9347	WELD CENTRAL JUNIOR HIGH SCHOOL	SCHOOL 1	0	2	2	0	2	1	47	41	78	114	287
3090	KEENESBURG RE-3(J)		DISTRICT TOTAL		4	12	11	7	17	15	298	320	682	739	2,105
3100	WINDSOR RE-4	0000	NOT IN A SCHOOL	7TH	0	0	0	0	0	0	0	1	0	0	1
3100	WINDSOR RE-4	0000	NOT IN A SCHOOL	SCHOOL 1	0	0	0	0	0	0	0	0	0	0	1
3100	WINDSOR RE-4	0055	GRANDVIEW ELEMENTARY SCHOOL	PK	0	0	0	0	0	0	3	3	11	12	29
3100	WINDSOR RE-4	0055	GRANDVIEW ELEMENTARY SCHOOL	HALF DAY	0	0	1	0	0	0	3	4	17	24	49
3100	WINDSOR RE-4	0055	GRANDVIEW ELEMENTARY SCHOOL	KINDERG/	1	0	2	0	0	0	0	1	10	11	25
3100	WINDSOR RE-4	0055	GRANDVIEW ELEMENTARY SCHOOL	1ST	0	1	0	0	0	0	6	4	26	33	70
3100	WINDSOR RE-4	0055	GRANDVIEW ELEMENTARY SCHOOL	2ND	0	0	2	1	0	2	7	3	32	28	75
3100	WINDSOR RE-4	0055	GRANDVIEW ELEMENTARY SCHOOL	3RD	0	0	1	1	1	0	6	10	20	29	68
3100	WINDSOR RE-4	0055	GRANDVIEW ELEMENTARY SCHOOL	4TH	0	0	1	0	0	0	11	6	33	32	83
3100	WINDSOR RE-4	0055	GRANDVIEW ELEMENTARY SCHOOL	5TH	0	0	0	2	0	0	3	5	21	24	56
3100	WINDSOR RE-4	0055	GRANDVIEW ELEMENTARY SCHOOL	SCHOOL 1	2	1	7	4	1	2	39	36	170	193	455
3100	WINDSOR RE-4	6750	MOUNTAIN VIEW ELEMENTARY SCHOOL	3RD	0	0	2	2	1	0	8	7	42	67	131
3100	WINDSOR RE-4	6750	MOUNTAIN VIEW ELEMENTARY SCHOOL	4TH	0	0	0	1	0	1	10	9	46	45	112
3100	WINDSOR RE-4	6750	MOUNTAIN VIEW ELEMENTARY SCHOOL	5TH	0	0	1	0	2	0	9	6	47	67	133
3100	WINDSOR RE-4	6750	MOUNTAIN VIEW ELEMENTARY SCHOOL	SCHOOL 1	2	1	3	3	3	1	27	22	135	179	376
3100	WINDSOR RE-4	7958	SKYVIEW ELEMENTARY SCHOOL	PK	0	0	0	0	0	0	0	1	5	14	20
3100	WINDSOR RE-4	7958	SKYVIEW ELEMENTARY SCHOOL	HALF DAY	0	0	0	0	1	0	0	4	33	34	72
3100	WINDSOR RE-4	7958	SKYVIEW ELEMENTARY SCHOOL	1ST	1	0	0	0	0	0	1	5	29	32	68
3100	WINDSOR RE-4	7958	SKYVIEW ELEMENTARY SCHOOL	2ND	1	0	3	0	0	0	1	6	25	24	60
3100	WINDSOR RE-4	7958	SKYVIEW ELEMENTARY SCHOOL	3RD	1	0	0	1	0	1	5	2	26	28	64
3100	WINDSOR RE-4	7958	SKYVIEW ELEMENTARY SCHOOL	4TH	1	0	1	0	0	0	1	3	29	24	59
3100	WINDSOR RE-4	7958	SKYVIEW ELEMENTARY SCHOOL	5TH	2	0	1	1	2	0	5	1	23	28	63
3100	WINDSOR RE-4	7958	SKYVIEW ELEMENTARY SCHOOL	SCHOOL 1	6	1	5	2	3	1	13	22	170	184	406
3100	WINDSOR RE-4	8886	TOZER ELEMENTARY SCHOOL	PK	2	1	1	3	0	2	6	11	21	37	84
3100	WINDSOR RE-4	8886	TOZER ELEMENTARY SCHOOL	HALF DAY	0	1	1	0	0	1	15	11	53	55	137
3100	WINDSOR RE-4	8886	TOZER ELEMENTARY SCHOOL	1ST	1	4	0	2	0	1	6	4	55	70	143
3100	WINDSOR RE-4	8886	TOZER ELEMENTARY SCHOOL	2ND	0	0	0	0	0	0	14	10	49	56	129
3100	WINDSOR RE-4	8886	TOZER ELEMENTARY SCHOOL	3RD	0	0	0	0	0	0	0	0	0	2	2
3100	WINDSOR RE-4	8886	TOZER ELEMENTARY SCHOOL	SCHOOL 1	3	6	2	5	0	4	41	36	178	220	495
3100	WINDSOR RE-4	9665	WINDSOR CHARTER ACADEMY	HALF DAY	0	2	1	1	0	0	2	3	22	17	48
3100	WINDSOR RE-4	9665	WINDSOR CHARTER ACADEMY	1ST	1	0	0	1	0	1	1	3	21	22	50
3100	WINDSOR RE-4	9665	WINDSOR CHARTER ACADEMY	2ND	0	0	0	2	0	0	0	2	24	22	50
3100	WINDSOR RE-4	9665	WINDSOR CHARTER ACADEMY	3RD	0	0	0	0	0	0	1	1	31	17	50
3100	WINDSOR RE-4	9665	WINDSOR CHARTER ACADEMY	4TH	0	1	1	0	2	0	0	1	19	20	44
3100	WINDSOR RE-4	9665	WINDSOR CHARTER ACADEMY	5TH	0	0	2	0	0	0	0	1	10	12	25
3100	WINDSOR RE-4	9665	WINDSOR CHARTER ACADEMY	6TH	0	0	1	1	0	0	2	0	11	10	25
3100	WINDSOR RE-4	9665	WINDSOR CHARTER ACADEMY	7TH	0	0	0	0	0	0	0	1	13	11	25
3100	WINDSOR RE-4	9665	WINDSOR CHARTER ACADEMY	8TH	0	0	0	0	0	0	0	1	5	10	16
3100	WINDSOR RE-4	9665	WINDSOR CHARTER ACADEMY	SCHOOL 1	1	3	5	5	2	1	6	13	156	141	333
3100	WINDSOR RE-4	9670	WINDSOR MIDDLE SCHOOL	6TH	0	3	2	4	2	0	11	20	101	106	249
3100	WINDSOR RE-4	9670	WINDSOR MIDDLE SCHOOL	7TH	1	3	3	1	0	4	16	15	108	130	281
3100	WINDSOR RE-4	9670	WINDSOR MIDDLE SCHOOL	8TH	0	2	1	3	2	2	20	15	99	130	274
3100	WINDSOR RE-4	9670	WINDSOR MIDDLE SCHOOL	SCHOOL 1	1	8	6	8	4	6	47	50	308	366	804
3100	WINDSOR RE-4	9672	WINDSOR HIGH SCHOOL	9TH	0	4	2	0	1	0	16	15	109	122	270
3100	WINDSOR RE-4	9672	WINDSOR HIGH SCHOOL	10TH	3	1	3	2	0	0	11	14	116	117	267
3100	WINDSOR RE-4	9672	WINDSOR HIGH SCHOOL	11TH	3	1	2	0	1	1	20	15	100	123	266
3100	WINDSOR RE-4	9672	WINDSOR HIGH SCHOOL	12TH	0	0	2	2	0	0	10	7	86	88	195
3100	WINDSOR RE-4	9672	WINDSOR HIGH SCHOOL	SCHOOL 1	7	2	11	6	1	2	57	51	411	450	998
3100	WINDSOR RE-4		DISTRICT TOTAL		22	21	39	33	14	17	230	231	1,528	1,733	3,868
3110	JOHNSTOWN-MILLIKEN RE-5J	4785	KNOWLEDGE QUEST ACADEMY	HALF DAY	0	1	1	0	1	0	1	6	15	15	40
3110	JOHNSTOWN-MILLIKEN RE-5J	4785	KNOWLEDGE QUEST ACADEMY	1ST	0	0	1	0	1	0	2	2	16	22	44
3110	JOHNSTOWN-MILLIKEN RE-5J	4785	KNOWLEDGE QUEST ACADEMY	2ND	1	0	0	0	0	1	4	2	14	17	39
3110	JOHNSTOWN-MILLIKEN RE-5J	4785	KNOWLEDGE QUEST ACADEMY	3RD	0	0	0	0	0	0	3	3	17	17	40
3110	JOHNSTOWN-MILLIKEN RE-5J	4785	KNOWLEDGE QUEST ACADEMY	4TH	0	1	0	0	1	0	2	0	19	10	33
3110	JOHNSTOWN-MILLIKEN RE-5J	4785	KNOWLEDGE QUEST ACADEMY	5TH	0	0	0	0	0	0	3	5	17	15	40

COLORADO DEPARTMENT OF EDUCATION
FALL 2007 PUPIL MEMBERSHIP BY DISTRICT, SCHOOL, GRADE, RACE/ETHNICITY, AND GENDER

District Code	DISTRICT	School Code	SCHOOL	GRADE	AMERICAN	AMERICAN	ASIAN OR	ASIAN OR	BLACK	BLACK (NOT	HISPANIC	HISPANIC	WHITE (NOT	WHITE (NOT	Total	
					INDIAN OR ALASKAN NATIVE	INDIAN OR ALASKAN NATIVE	PACIFIC ISLANDER	PACIFIC ISLANDER	(NOT HISPANIC)	HISPANIC)			HISPANIC)	HISPANIC)		
3110	JOHNSTOWN-MILLIKEN RE-5J	4785	KNOWLEDGE QUEST ACADEMY	6TH	0	0	0	0	0	1	2	0	8	11	22	
3110	JOHNSTOWN-MILLIKEN RE-5J	4785	KNOWLEDGE QUEST ACADEMY	7TH	0	0	0	0	0	0	2	12	8	8	22	
3110	JOHNSTOWN-MILLIKEN RE-5J	4785	KNOWLEDGE QUEST ACADEMY	8TH	0	0	0	0	0	0	2	3	8	4	17	
3110	JOHNSTOWN-MILLIKEN RE-5J	4785	KNOWLEDGE QUEST ACADEMY	SCHOOL 1	1	2	2	0	3	2	19	23	126	119	297	
3110	JOHNSTOWN-MILLIKEN RE-5J	5078	LETFORD ELEMENTARY SCHOOL	HALF DAY	0	0	0	1	1	0	11	16	16	24	69	
3110	JOHNSTOWN-MILLIKEN RE-5J	5078	LETFORD ELEMENTARY SCHOOL	1ST	0	0	0	0	0	0	7	18	23	16	64	
3110	JOHNSTOWN-MILLIKEN RE-5J	5078	LETFORD ELEMENTARY SCHOOL	2ND	0	0	0	0	0	0	10	6	18	22	56	
3110	JOHNSTOWN-MILLIKEN RE-5J	5078	LETFORD ELEMENTARY SCHOOL	3RD	0	0	0	0	0	0	14	7	18	28	67	
3110	JOHNSTOWN-MILLIKEN RE-5J	5078	LETFORD ELEMENTARY SCHOOL	4TH	0	1	0	2	0	0	9	12	12	15	51	
3110	JOHNSTOWN-MILLIKEN RE-5J	5078	LETFORD ELEMENTARY SCHOOL	5TH	0	0	1	1	0	0	8	14	22	26	72	
3110	JOHNSTOWN-MILLIKEN RE-5J	5078	LETFORD ELEMENTARY SCHOOL	SCHOOL 1	0	1	1	4	1	0	59	73	109	131	379	
3110	JOHNSTOWN-MILLIKEN RE-5J	5896	MILLIKEN ELEMENTARY SCHOOL	PK	0	1	1	1	0	1	13	20	28	50	114	
3110	JOHNSTOWN-MILLIKEN RE-5J	5896	MILLIKEN ELEMENTARY SCHOOL	HALF DAY	0	0	0	0	0	0	19	12	14	22	67	
3110	JOHNSTOWN-MILLIKEN RE-5J	5896	MILLIKEN ELEMENTARY SCHOOL	1ST	0	0	0	0	0	0	15	9	10	11	45	
3110	JOHNSTOWN-MILLIKEN RE-5J	5896	MILLIKEN ELEMENTARY SCHOOL	2ND	0	0	0	0	0	0	13	8	14	8	43	
3110	JOHNSTOWN-MILLIKEN RE-5J	5896	MILLIKEN ELEMENTARY SCHOOL	3RD	0	0	0	0	0	0	14	17	8	15	54	
3110	JOHNSTOWN-MILLIKEN RE-5J	5896	MILLIKEN ELEMENTARY SCHOOL	4TH	0	0	0	0	0	0	13	16	9	15	53	
3110	JOHNSTOWN-MILLIKEN RE-5J	5896	MILLIKEN ELEMENTARY SCHOOL	5TH	0	0	0	0	0	0	11	11	13	10	45	
3110	JOHNSTOWN-MILLIKEN RE-5J	5896	MILLIKEN ELEMENTARY SCHOOL	SCHOOL 1	0	0	1	1	0	1	98	93	96	131	421	
3110	JOHNSTOWN-MILLIKEN RE-5J	5902	MILLIKEN MIDDLE SCHOOL	6TH	0	1	0	0	0	0	35	39	49	75	199	
3110	JOHNSTOWN-MILLIKEN RE-5J	5902	MILLIKEN MIDDLE SCHOOL	7TH	0	0	0	0	0	0	3	29	34	52	189	
3110	JOHNSTOWN-MILLIKEN RE-5J	5902	MILLIKEN MIDDLE SCHOOL	8TH	0	0	0	0	2	1	35	30	57	57	183	
3110	JOHNSTOWN-MILLIKEN RE-5J	5902	MILLIKEN MIDDLE SCHOOL	SCHOOL 1	1	1	0	0	0	2	4	99	103	158	203	571
3110	JOHNSTOWN-MILLIKEN RE-5J	6963	PIONEER RIDGE ELEMENTARY SCHOOL	HALF DAY	0	0	0	0	0	0	10	10	46	31	98	
3110	JOHNSTOWN-MILLIKEN RE-5J	6963	PIONEER RIDGE ELEMENTARY SCHOOL	1ST	0	0	0	0	0	0	16	13	29	40	98	
3110	JOHNSTOWN-MILLIKEN RE-5J	6963	PIONEER RIDGE ELEMENTARY SCHOOL	2ND	0	0	0	0	0	0	13	9	28	49	99	
3110	JOHNSTOWN-MILLIKEN RE-5J	6963	PIONEER RIDGE ELEMENTARY SCHOOL	3RD	0	0	0	1	1	3	13	15	31	34	98	
3110	JOHNSTOWN-MILLIKEN RE-5J	6963	PIONEER RIDGE ELEMENTARY SCHOOL	4TH	1	0	0	0	1	1	9	14	29	30	85	
3110	JOHNSTOWN-MILLIKEN RE-5J	6963	PIONEER RIDGE ELEMENTARY SCHOOL	5TH	0	0	0	0	0	0	6	15	33	23	77	
3110	JOHNSTOWN-MILLIKEN RE-5J	6963	PIONEER RIDGE ELEMENTARY SCHOOL	SCHOOL 1	2	0	0	0	1	2	4	67	76	196	207	555
3110	JOHNSTOWN-MILLIKEN RE-5J	7490	ROOSEVELT HIGH SCHOOL	9TH	0	0	0	0	2	2	31	37	52	62	186	
3110	JOHNSTOWN-MILLIKEN RE-5J	7490	ROOSEVELT HIGH SCHOOL	10TH	0	0	0	2	2	0	32	34	59	71	201	
3110	JOHNSTOWN-MILLIKEN RE-5J	7490	ROOSEVELT HIGH SCHOOL	11TH	0	0	0	1	2	2	23	24	53	51	156	
3110	JOHNSTOWN-MILLIKEN RE-5J	7490	ROOSEVELT HIGH SCHOOL	12TH	0	0	0	1	2	1	15	22	50	43	134	
3110	JOHNSTOWN-MILLIKEN RE-5J	7490	ROOSEVELT HIGH SCHOOL	SCHOOL 1	0	0	0	4	8	5	101	117	214	227	677	
3110	JOHNSTOWN-MILLIKEN RE-5J		DISTRICT TOTAL		4	5	4	10	16	16	443	485	899	1,018	2,900	
3120	GREELEY 6	0000	NOT IN A SCHOOL	6TH	0	0	0	0	0	0	0	1	0	0	1	
3120	GREELEY 6	0000	NOT IN A SCHOOL	9TH	0	0	0	0	0	0	0	0	1	0	1	
3120	GREELEY 6	0000	NOT IN A SCHOOL	10TH	0	0	0	0	0	0	0	0	1	0	1	
3120	GREELEY 6	0000	NOT IN A SCHOOL	12TH	0	0	0	0	0	0	1	0	0	0	1	
3120	GREELEY 6	0000	NOT IN A SCHOOL	SCHOOL 1	0	0	0	0	0	0	1	1	2	0	4	
3120	GREELEY 6	0052	HEIMAN ELEMENTARY SCHOOL	PK	0	0	0	0	1	0	10	8	7	5	31	
3120	GREELEY 6	0052	HEIMAN ELEMENTARY SCHOOL	HALF DAY	0	0	0	2	1	0	20	23	31	30	107	
3120	GREELEY 6	0052	HEIMAN ELEMENTARY SCHOOL	1ST	0	0	0	1	1	0	27	21	29	29	108	
3120	GREELEY 6	0052	HEIMAN ELEMENTARY SCHOOL	2ND	1	0	0	0	2	1	23	24	33	31	115	
3120	GREELEY 6	0052	HEIMAN ELEMENTARY SCHOOL	3RD	0	0	2	2	0	0	27	19	35	29	114	
3120	GREELEY 6	0052	HEIMAN ELEMENTARY SCHOOL	4TH	0	0	1	2	0	2	30	16	29	25	105	
3120	GREELEY 6	0052	HEIMAN ELEMENTARY SCHOOL	5TH	0	0	2	1	1	0	23	23	33	24	107	
3120	GREELEY 6	0052	HEIMAN ELEMENTARY SCHOOL	SCHOOL 1	1	0	5	8	6	3	160	134	197	173	687	
3120	GREELEY 6	0053	WINOGRAD K-8 ELEMENTARY SCHOOL	PK	0	0	0	0	0	0	7	14	12	11	44	
3120	GREELEY 6	0053	WINOGRAD K-8 ELEMENTARY SCHOOL	HALF DAY	0	0	0	0	0	0	6	10	9	15	40	
3120	GREELEY 6	0053	WINOGRAD K-8 ELEMENTARY SCHOOL	KINDERG/	0	0	0	0	0	0	9	8	0	1	18	
3120	GREELEY 6	0053	WINOGRAD K-8 ELEMENTARY SCHOOL	1ST	0	0	0	1	0	1	8	14	15	13	52	
3120	GREELEY 6	0053	WINOGRAD K-8 ELEMENTARY SCHOOL	2ND	0	0	0	0	0	0	8	19	8	20	55	
3120	GREELEY 6	0053	WINOGRAD K-8 ELEMENTARY SCHOOL	3RD	0	0	0	0	0	0	10	12	13	14	49	
3120	GREELEY 6	0053	WINOGRAD K-8 ELEMENTARY SCHOOL	4TH	0	0	0	0	0	0	14	13	20	11	58	
3120	GREELEY 6	0053	WINOGRAD K-8 ELEMENTARY SCHOOL	5TH	0	0	0	0	0	2	12	11	8	16	49	
3120	GREELEY 6	0053	WINOGRAD K-8 ELEMENTARY SCHOOL	6TH	0	0	0	0	0	0	6	15	13	20	54	
3120	GREELEY 6	0053	WINOGRAD K-8 ELEMENTARY SCHOOL	7TH	0	0	0	0	0	0	9	8	8	18	43	
3120	GREELEY 6	0053	WINOGRAD K-8 ELEMENTARY SCHOOL	SCHOOL 1	0	0	0	1	0	3	89	124	106	139	462	
3120	GREELEY 6	0054	ROMERO ELEMENTARY SCHOOL	PK	1	1	0	0	0	1	21	24	9	5	62	
3120	GREELEY 6	0054	ROMERO ELEMENTARY SCHOOL	HALF DAY	0	0	1	0	1	0	33	36	4	6	81	
3120	GREELEY 6	0054	ROMERO ELEMENTARY SCHOOL	1ST	0	0	0	0	0	0	30	26	7	5	68	
3120	GREELEY 6	0054	ROMERO ELEMENTARY SCHOOL	2ND	0	0	0	0	0	0	29	24	4	3	60	
3120	GREELEY 6	0054	ROMERO ELEMENTARY SCHOOL	3RD	0	0	1	0	0	1	26	38	2	4	72	
3120	GREELEY 6	0054	ROMERO ELEMENTARY SCHOOL	4TH	0	1	0	0	0	0	35	28	2	1	67	
3120	GREELEY 6	0054	ROMERO ELEMENTARY SCHOOL	5TH	0	0	1	0	0	2	33	24	3	4	67	

COLORADO DEPARTMENT OF EDUCATION
FALL 2007 PUPIL MEMBERSHIP BY DISTRICT, SCHOOL, GRADE, RACE/ETHNICITY, AND GENDER

District Code	DISTRICT	School Code	SCHOOL	GRADE	AMERICAN INDIAN OR ALASKAN NATIVE		AMERICAN INDIAN OR ALASKAN NATIVE		ASIAN OR PACIFIC ISLANDER		ASIAN OR PACIFIC ISLANDER		BLACK (NOT HISPANIC)		BLACK (NOT HISPANIC)		WHITE (NOT HISPANIC)		WHITE (NOT HISPANIC)		Total
					FEMALE	MALE	FEMALE	MALE	FEMALE	MALE	FEMALE	MALE	FEMALE	MALE	FEMALE	MALE	FEMALE	MALE	FEMALE	MALE	
3120	GREELEY 6	0054	ROMERO ELEMENTARY SCHOOL	SCHOOL 1	1	2	3	0	1	4	207	200	31	28	477						
3120	GREELEY 6	0988	BRENTWOOD MIDDLE SCHOOL	6TH	0	0	1	1	0	2	48	62	21	41	176						
3120	GREELEY 6	0988	BRENTWOOD MIDDLE SCHOOL	7TH	0	1	0	0	0	53	58	32	42	186							
3120	GREELEY 6	0988	BRENTWOOD MIDDLE SCHOOL	8TH	1	1	0	0	3	43	52	38	35	174							
3120	GREELEY 6	0988	BRENTWOOD MIDDLE SCHOOL	SCHOOL 1	1	2	1	1	3	144	172	91	118	536							
3120	GREELEY 6	1228	CAMERON ELEMENTARY SCHOOL	PK	0	0	0	0	0	11	11	5	5	32							
3120	GREELEY 6	1228	CAMERON ELEMENTARY SCHOOL	HALF DAY	0	0	0	0	0	23	23	12	5	63							
3120	GREELEY 6	1228	CAMERON ELEMENTARY SCHOOL	1ST	0	0	0	0	1	25	24	7	6	63							
3120	GREELEY 6	1228	CAMERON ELEMENTARY SCHOOL	2ND	0	0	1	0	1	26	36	1	1	66							
3120	GREELEY 6	1228	CAMERON ELEMENTARY SCHOOL	3RD	0	0	0	0	0	19	22	3	7	52							
3120	GREELEY 6	1228	CAMERON ELEMENTARY SCHOOL	4TH	0	0	1	1	1	24	16	9	6	59							
3120	GREELEY 6	1228	CAMERON ELEMENTARY SCHOOL	5TH	0	0	0	0	1	23	17	6	7	53							
3120	GREELEY 6	1228	CAMERON ELEMENTARY SCHOOL	SCHOOL 1	0	0	2	1	3	151	149	43	37	388							
3120	GREELEY 6	1384	CENTENNIAL ELEMENTARY SCHOOL	PK	0	0	0	0	0	9	12	6	4	31							
3120	GREELEY 6	1384	CENTENNIAL ELEMENTARY SCHOOL	HALF DAY	0	1	0	0	0	58	45	14	11	129							
3120	GREELEY 6	1384	CENTENNIAL ELEMENTARY SCHOOL	1ST	0	0	0	0	1	50	45	6	11	113							
3120	GREELEY 6	1384	CENTENNIAL ELEMENTARY SCHOOL	2ND	0	1	0	0	0	47	61	11	8	128							
3120	GREELEY 6	1384	CENTENNIAL ELEMENTARY SCHOOL	3RD	0	0	1	0	1	40	45	6	5	98							
3120	GREELEY 6	1384	CENTENNIAL ELEMENTARY SCHOOL	4TH	0	0	0	0	2	39	33	8	1	83							
3120	GREELEY 6	1384	CENTENNIAL ELEMENTARY SCHOOL	5TH	0	1	0	0	0	27	39	2	5	75							
3120	GREELEY 6	1384	CENTENNIAL ELEMENTARY SCHOOL	SCHOOL 1	1	3	1	0	4	270	280	53	45	657							
3120	GREELEY 6	1500	CHAPPELOW K-8 MAGNET SCHOOL	HALF DAY	0	0	1	0	0	10	5	19	31	66							
3120	GREELEY 6	1500	CHAPPELOW K-8 MAGNET SCHOOL	1ST	0	0	1	0	1	16	9	26	18	71							
3120	GREELEY 6	1500	CHAPPELOW K-8 MAGNET SCHOOL	2ND	0	2	0	0	0	13	7	29	21	73							
3120	GREELEY 6	1500	CHAPPELOW K-8 MAGNET SCHOOL	3RD	0	2	0	0	0	14	5	21	30	72							
3120	GREELEY 6	1500	CHAPPELOW K-8 MAGNET SCHOOL	4TH	0	0	1	1	1	14	8	21	26	72							
3120	GREELEY 6	1500	CHAPPELOW K-8 MAGNET SCHOOL	5TH	0	0	0	0	1	14	9	26	22	73							
3120	GREELEY 6	1500	CHAPPELOW K-8 MAGNET SCHOOL	6TH	0	0	0	0	0	22	18	28	13	81							
3120	GREELEY 6	1500	CHAPPELOW K-8 MAGNET SCHOOL	7TH	0	0	0	1	0	14	14	19	19	68							
3120	GREELEY 6	1500	CHAPPELOW K-8 MAGNET SCHOOL	8TH	0	0	0	0	0	14	16	16	14	60							
3120	GREELEY 6	1500	CHAPPELOW K-8 MAGNET SCHOOL	SCHOOL 1	1	6	3	2	3	131	91	205	194	636							
3120	GREELEY 6	1780	COLORADO HIGH SCHOOL OF GREELEY	9TH	0	0	0	0	0	2	2	0	1	5							
3120	GREELEY 6	1780	COLORADO HIGH SCHOOL OF GREELEY	10TH	0	0	0	0	0	8	2	1	1	12							
3120	GREELEY 6	1780	COLORADO HIGH SCHOOL OF GREELEY	11TH	0	0	0	1	1	16	12	12	8	50							
3120	GREELEY 6	1780	COLORADO HIGH SCHOOL OF GREELEY	12TH	0	0	0	0	0	13	8	10	8	40							
3120	GREELEY 6	1780	COLORADO HIGH SCHOOL OF GREELEY	SCHOOL 1	0	0	0	0	1	39	24	23	18	107							
3120	GREELEY 6	1875	FRONTIER CHARTER ACADEMY	HALF DAY	0	0	1	0	0	4	4	43	31	84							
3120	GREELEY 6	1875	FRONTIER CHARTER ACADEMY	1ST	0	0	0	0	1	5	8	34	36	84							
3120	GREELEY 6	1875	FRONTIER CHARTER ACADEMY	2ND	1	0	2	1	0	6	3	32	39	85							
3120	GREELEY 6	1875	FRONTIER CHARTER ACADEMY	3RD	0	0	0	1	1	3	5	38	37	85							
3120	GREELEY 6	1875	FRONTIER CHARTER ACADEMY	4TH	0	1	0	0	0	13	4	28	39	86							
3120	GREELEY 6	1875	FRONTIER CHARTER ACADEMY	5TH	0	1	1	1	1	4	4	37	39	87							
3120	GREELEY 6	1875	FRONTIER CHARTER ACADEMY	6TH	0	0	1	2	0	10	12	41	34	101							
3120	GREELEY 6	1875	FRONTIER CHARTER ACADEMY	7TH	0	0	0	2	0	9	7	34	45	99							
3120	GREELEY 6	1875	FRONTIER CHARTER ACADEMY	8TH	0	0	2	1	0	6	10	29	49	98							
3120	GREELEY 6	1875	FRONTIER CHARTER ACADEMY	9TH	0	0	2	0	1	9	3	28	32	75							
3120	GREELEY 6	1875	FRONTIER CHARTER ACADEMY	10TH	0	0	0	0	0	8	5	30	25	68							
3120	GREELEY 6	1875	FRONTIER CHARTER ACADEMY	11TH	0	0	0	0	0	2	4	20	24	50							
3120	GREELEY 6	1875	FRONTIER CHARTER ACADEMY	12TH	0	0	0	1	0	2	2	20	21	47							
3120	GREELEY 6	1875	FRONTIER CHARTER ACADEMY	SCHOOL 1	1	1	9	9	4	81	71	414	451	1,049							
3120	GREELEY 6	2222	DOS RIOS ELEMENTARY SCHOOL	HALF DAY	0	1	0	1	0	43	26	13	17	101							
3120	GREELEY 6	2222	DOS RIOS ELEMENTARY SCHOOL	1ST	0	0	1	0	0	25	22	18	12	79							
3120	GREELEY 6	2222	DOS RIOS ELEMENTARY SCHOOL	2ND	1	1	1	0	0	43	43	12	14	116							
3120	GREELEY 6	2222	DOS RIOS ELEMENTARY SCHOOL	3RD	0	0	0	0	0	23	33	13	7	76							
3120	GREELEY 6	2222	DOS RIOS ELEMENTARY SCHOOL	4TH	0	0	1	0	0	39	26	9	8	84							
3120	GREELEY 6	2222	DOS RIOS ELEMENTARY SCHOOL	5TH	1	0	0	0	0	26	27	11	8	73							
3120	GREELEY 6	2222	DOS RIOS ELEMENTARY SCHOOL	SCHOOL 1	2	2	3	1	0	199	177	76	66	529							
3120	GREELEY 6	2414	EAST MEMORIAL ELEMENTARY SCHOOL	HALF DAY	0	0	0	0	0	42	48	5	3	98							
3120	GREELEY 6	2414	EAST MEMORIAL ELEMENTARY SCHOOL	1ST	0	0	0	0	0	39	34	4	5	82							
3120	GREELEY 6	2414	EAST MEMORIAL ELEMENTARY SCHOOL	2ND	0	0	0	0	0	38	35	4	3	80							
3120	GREELEY 6	2414	EAST MEMORIAL ELEMENTARY SCHOOL	3RD	0	0	0	0	0	50	32	2	5	89							
3120	GREELEY 6	2414	EAST MEMORIAL ELEMENTARY SCHOOL	4TH	0	0	0	0	0	36	37	6	4	83							
3120	GREELEY 6	2414	EAST MEMORIAL ELEMENTARY SCHOOL	5TH	0	0	0	1	1	44	40	2	1	90							
3120	GREELEY 6	2414	EAST MEMORIAL ELEMENTARY SCHOOL	SCHOOL 1	0	0	0	1	1	249	226	23	21	522							
3120	GREELEY 6	2850	UNIVERSITY SCHOOLS	HALF DAY	0	0	1	2	0	11	9	20	19	63							
3120	GREELEY 6	2850	UNIVERSITY SCHOOLS	1ST	2	0	1	0	1	11	6	18	21	61							
3120	GREELEY 6	2850	UNIVERSITY SCHOOLS	2ND	1	1	0	1	2	4	8	22	24	63							



COLORADO DEPARTMENT OF EDUCATION
FALL 2007 PUPIL MEMBERSHIP BY DISTRICT, SCHOOL, GRADE, RACE/ETHNICITY, AND GENDER


District Code	DISTRICT	School Code	SCHOOL	GRADE	AMERICAN INDIAN OR ALASKAN NATIVE	AMERICAN INDIAN OR ALASKAN NATIVE	ASIAN OR PACIFIC ISLANDER	ASIAN OR PACIFIC ISLANDER	BLACK (NOT HISPANIC)	BLACK (NOT HISPANIC)	HISPANIC	HISPANIC	WHITE (NOT HISPANIC)	WHITE (NOT HISPANIC)	Total
					FEMALE	MALE	FEMALE	MALE	FEMALE	MALE	FEMALE	MALE	FEMALE	MALE	
3120	GREELEY 6	2850	UNIVERSITY SCHOOLS	3RD	0	1	3	1	0	1	9	9	19	20	63
3120	GREELEY 6	2850	UNIVERSITY SCHOOLS	4TH	0	1	0	1	0	0	6	6	25	24	63
3120	GREELEY 6	2850	UNIVERSITY SCHOOLS	5TH	0	2	3	0	2	1	8	7	20	26	69
3120	GREELEY 6	2850	UNIVERSITY SCHOOLS	6TH	1	0	0	3	0	1	8	20	33	21	87
3120	GREELEY 6	2850	UNIVERSITY SCHOOLS	7TH	1	0	0	2	1	0	15	11	23	28	81
3120	GREELEY 6	2850	UNIVERSITY SCHOOLS	8TH	1	1	3	1	0	1	15	7	20	31	80
3120	GREELEY 6	2850	UNIVERSITY SCHOOLS	9TH	0	0	1	2	2	0	15	14	35	35	104
3120	GREELEY 6	2850	UNIVERSITY SCHOOLS	10TH	1	0	3	2	1	0	16	13	27	40	103
3120	GREELEY 6	2850	UNIVERSITY SCHOOLS	11TH	1	1	5	1	1	2	9	10	36	34	100
3120	GREELEY 6	2850	UNIVERSITY SCHOOLS	12TH	1	0	0	2	1	0	9	9	28	35	85
3120	GREELEY 6	2850	UNIVERSITY SCHOOLS	SCHOOL 1	9	7	20	18	11	8	136	129	326	358	1,022
3120	GREELEY 6	3162	FRANKLIN MIDDLE SCHOOL	6TH	0	0	0	0	0	0	53	59	11	10	134
3120	GREELEY 6	3162	FRANKLIN MIDDLE SCHOOL	7TH	0	1	0	0	0	0	58	75	15	19	168
3120	GREELEY 6	3162	FRANKLIN MIDDLE SCHOOL	8TH	0	0	0	0	0	0	55	71	34	30	190
3120	GREELEY 6	3162	FRANKLIN MIDDLE SCHOOL	SCHOOL 1	0	1	0	0	1	0	166	205	60	59	492
3120	GREELEY 6	3610	GREELEY CENTRAL HIGH SCHOOL	9TH	0	2	2	0	5	4	125	112	84	65	399
3120	GREELEY 6	3610	GREELEY CENTRAL HIGH SCHOOL	10TH	0	3	1	2	2	3	96	94	88	83	372
3120	GREELEY 6	3610	GREELEY CENTRAL HIGH SCHOOL	11TH	0	4	1	1	2	1	67	82	67	63	288
3120	GREELEY 6	3610	GREELEY CENTRAL HIGH SCHOOL	12TH	1	1	2	3	1	3	42	69	98	94	314
3120	GREELEY 6	3610	GREELEY CENTRAL HIGH SCHOOL	SCHOOL 1*	1	10	6	6	9	12	330	357	337	305	1,373
3120	GREELEY 6	3614	GREELEY WEST HIGH SCHOOL	9TH	1	1	4	3	1	0	107	125	93	116	451
3120	GREELEY 6	3614	GREELEY WEST HIGH SCHOOL	10TH	3	1	0	3	2	6	73	108	101	117	414
3120	GREELEY 6	3614	GREELEY WEST HIGH SCHOOL	11TH	1	1	2	2	3	2	89	76	85	114	375
3120	GREELEY 6	3614	GREELEY WEST HIGH SCHOOL	12TH	3	2	4	2	1	1	39	40	94	77	263
3120	GREELEY 6	3614	GREELEY WEST HIGH SCHOOL	SCHOOL 1	8	5	10	10	7	9	308	349	373	424	1,503
3120	GREELEY 6	3880	HEATH MIDDLE SCHOOL	6TH	0	0	3	0	1	4	67	73	57	71	278
3120	GREELEY 6	3880	HEATH MIDDLE SCHOOL	7TH	0	0	0	1	0	0	66	69	65	64	267
3120	GREELEY 6	3880	HEATH MIDDLE SCHOOL	8TH	0	0	1	0	2	2	52	64	63	72	255
3120	GREELEY 6	3880	HEATH MIDDLE SCHOOL	SCHOOL 1	2	2	4	1	2	6	185	206	185	207	800
3120	GREELEY 6	4356	JACKSON ELEMENTARY SCHOOL	PK	0	0	0	0	0	0	6	12	8	5	32
3120	GREELEY 6	4356	JACKSON ELEMENTARY SCHOOL	HALF DAY	0	0	0	0	0	0	10	13	5	8	36
3120	GREELEY 6	4356	JACKSON ELEMENTARY SCHOOL	KINDERG	0	0	0	0	0	0	8	4	4	1	17
3120	GREELEY 6	4356	JACKSON ELEMENTARY SCHOOL	1ST	0	0	0	0	0	1	17	18	10	22	68
3120	GREELEY 6	4356	JACKSON ELEMENTARY SCHOOL	2ND	0	0	0	0	1	0	16	21	15	18	71
3120	GREELEY 6	4356	JACKSON ELEMENTARY SCHOOL	3RD	0	0	0	1	1	0	18	15	9	14	59
3120	GREELEY 6	4356	JACKSON ELEMENTARY SCHOOL	4TH	0	0	1	0	0	0	8	15	9	16	49
3120	GREELEY 6	4356	JACKSON ELEMENTARY SCHOOL	5TH	0	1	0	0	0	1	14	12	12	11	51
3120	GREELEY 6	4356	JACKSON ELEMENTARY SCHOOL	SCHOOL 1	1	1	1	1	3	2	97	110	72	95	383
3120	GREELEY 6	4438	JOHN EVANS MIDDLE SCHOOL	6TH	0	3	0	0	4	1	63	73	18	27	189
3120	GREELEY 6	4438	JOHN EVANS MIDDLE SCHOOL	7TH	1	1	1	0	2	3	66	88	21	26	209
3120	GREELEY 6	4438	JOHN EVANS MIDDLE SCHOOL	8TH	1	3	0	0	3	2	60	80	29	29	207
3120	GREELEY 6	4438	JOHN EVANS MIDDLE SCHOOL	SCHOOL 1	2	7	1	0	9	6	189	241	68	82	605
3120	GREELEY 6	5199	JEFFERSON ELEMENTARY SCHOOL	PK	0	0	0	0	0	0	13	13	1	2	29
3120	GREELEY 6	5199	JEFFERSON ELEMENTARY SCHOOL	HALF DAY	0	0	0	0	0	0	35	33	1	2	71
3120	GREELEY 6	5199	JEFFERSON ELEMENTARY SCHOOL	1ST	0	0	1	0	0	0	37	22	0	0	60
3120	GREELEY 6	5199	JEFFERSON ELEMENTARY SCHOOL	2ND	0	0	0	0	0	0	25	30	3	2	60
3120	GREELEY 6	5199	JEFFERSON ELEMENTARY SCHOOL	3RD	0	0	0	0	0	0	15	32	1	3	51
3120	GREELEY 6	5199	JEFFERSON ELEMENTARY SCHOOL	4TH	0	0	1	0	0	0	25	31	1	2	60
3120	GREELEY 6	5199	JEFFERSON ELEMENTARY SCHOOL	5TH	0	0	0	0	0	0	25	25	2	3	55
3120	GREELEY 6	5199	JEFFERSON ELEMENTARY SCHOOL	SCHOOL 1	0	0	2	0	0	0	175	186	9	14	386
3120	GREELEY 6	5412	MADISON ELEMENTARY SCHOOL	HALF DAY	1	0	0	2	0	0	42	32	3	9	89
3120	GREELEY 6	5412	MADISON ELEMENTARY SCHOOL	1ST	0	0	0	0	0	0	35	45	9	5	94
3120	GREELEY 6	5412	MADISON ELEMENTARY SCHOOL	2ND	0	0	0	0	1	1	22	24	7	7	62
3120	GREELEY 6	5412	MADISON ELEMENTARY SCHOOL	3RD	0	0	0	0	0	0	44	47	3	6	100
3120	GREELEY 6	5412	MADISON ELEMENTARY SCHOOL	4TH	1	0	0	0	1	1	31	40	10	7	90
3120	GREELEY 6	5412	MADISON ELEMENTARY SCHOOL	5TH	0	0	0	0	1	0	31	35	6	4	77
3120	GREELEY 6	5412	MADISON ELEMENTARY SCHOOL	SCHOOL 1	2	0	0	2	2	2	205	223	38	38	512
3120	GREELEY 6	5552	MAPLEWOOD MIDDLE SCHOOL	6TH	1	1	1	1	1	1	38	32	14	25	115
3120	GREELEY 6	5552	MAPLEWOOD MIDDLE SCHOOL	7TH	1	1	0	1	4	0	49	34	19	23	132
3120	GREELEY 6	5552	MAPLEWOOD MIDDLE SCHOOL	8TH	3	0	0	0	4	0	37	48	24	40	156
3120	GREELEY 6	5552	MAPLEWOOD MIDDLE SCHOOL	SCHOOL 1	5	2	1	2	9	1	124	114	57	88	403
3120	GREELEY 6	5660	MCAULIFFE ELEMENTARY SCHOOL	PK	0	0	1	0	0	0	2	9	7	16	35
3120	GREELEY 6	5660	MCAULIFFE ELEMENTARY SCHOOL	HALF DAY	0	0	0	0	1	0	8	13	25	31	78
3120	GREELEY 6	5660	MCAULIFFE ELEMENTARY SCHOOL	1ST	1	0	3	2	1	1	10	4	33	36	91
3120	GREELEY 6	5660	MCAULIFFE ELEMENTARY SCHOOL	2ND	0	0	0	0	0	0	10	14	28	35	87
3120	GREELEY 6	5660	MCAULIFFE ELEMENTARY SCHOOL	3RD	0	0	1	3	0	0	10	8	35	33	90
3120	GREELEY 6	5660	MCAULIFFE ELEMENTARY SCHOOL	4TH	0	0	3	2	0	0	14	7	30	26	82

COLORADO DEPARTMENT OF EDUCATION
FALL 2007 PUPIL MEMBERSHIP BY DISTRICT, SCHOOL, GRADE, RACE/ETHNICITY, AND GENDER

District Code	DISTRICT	School Code	SCHOOL	GRADE	AMERICAN INDIAN OR ALASKAN NATIVE	AMERICAN INDIAN OR ALASKAN NATIVE	ASIAN OR PACIFIC ISLANDER	ASIAN OR PACIFIC ISLANDER	BLACK (NOT HISPANIC)	BLACK (NOT HISPANIC)	HISPANIC	HISPANIC	WHITE (NOT HISPANIC)	WHITE (NOT HISPANIC)	Total
					FEMALE	MALE	FEMALE	MALE	FEMALE	MALE	FEMALE	MALE	FEMALE	MALE	
3120	GREELEY 6	5660	MCAULIFFE ELEMENTARY SCHOOL	5TH	0	1	3	1	0	0	8	10	33	34	90
3120	GREELEY 6	5660	MCAULIFFE ELEMENTARY SCHOOL	SCHOOL 1	1	1	10	9	2	1	62	65	191	211	553
3120	GREELEY 6	5752	MEEKER ELEMENTARY SCHOOL	PK	0	0	0	3	1	2	20	40	23	25	114
3120	GREELEY 6	5752	MEEKER ELEMENTARY SCHOOL	HALF DAY	0	0	1	0	0	0	7	8	18	21	55
3120	GREELEY 6	5752	MEEKER ELEMENTARY SCHOOL	KINDERG/	0	0	0	0	1	0	5	8	1	3	18
3120	GREELEY 6	5752	MEEKER ELEMENTARY SCHOOL	1ST	1	0	0	0	1	3	19	12	24	25	85
3120	GREELEY 6	5752	MEEKER ELEMENTARY SCHOOL	2ND	0	0	0	0	0	1	13	11	24	28	77
3120	GREELEY 6	5752	MEEKER ELEMENTARY SCHOOL	3RD	1	2	0	1	1	1	12	15	15	29	77
3120	GREELEY 6	5752	MEEKER ELEMENTARY SCHOOL	4TH	0	0	0	0	2	2	17	19	21	38	99
3120	GREELEY 6	5752	MEEKER ELEMENTARY SCHOOL	5TH	2	1	1	1	0	3	12	10	24	21	75
3120	GREELEY 6	5752	MEEKER ELEMENTARY SCHOOL	SCHOOL 1	4	3	2	5	6	12	105	123	150	190	600
3120	GREELEY 6	5985	MONFORT ELEMENTARY SCHOOL	PK	0	0	0	1	1	0	3	2	10	12	29
3120	GREELEY 6	5985	MONFORT ELEMENTARY SCHOOL	HALF DAY	0	1	1	0	1	0	8	11	36	34	92
3120	GREELEY 6	5985	MONFORT ELEMENTARY SCHOOL	1ST	1	0	2	0	2	0	8	16	33	29	91
3120	GREELEY 6	5985	MONFORT ELEMENTARY SCHOOL	2ND	1	0	2	1	1	1	14	7	32	40	99
3120	GREELEY 6	5985	MONFORT ELEMENTARY SCHOOL	3RD	0	0	2	1	0	0	12	13	33	33	94
3120	GREELEY 6	5985	MONFORT ELEMENTARY SCHOOL	4TH	0	2	1	0	0	1	9	5	40	29	87
3120	GREELEY 6	5985	MONFORT ELEMENTARY SCHOOL	5TH	0	0	2	1	1	0	6	10	26	33	79
3120	GREELEY 6	5985	MONFORT ELEMENTARY SCHOOL	SCHOOL 1	2	3	10	4	6	2	60	64	210	210	571
3120	GREELEY 6	6364	NORTHTRIDGE HIGH SCHOOL	9TH	0	1	1	0	6	1	113	110	48	69	349
3120	GREELEY 6	6364	NORTHTRIDGE HIGH SCHOOL	10TH	2	2	1	1	1	2	98	91	52	65	315
3120	GREELEY 6	6364	NORTHTRIDGE HIGH SCHOOL	11TH	1	1	1	1	3	3	69	89	73	63	304
3120	GREELEY 6	6364	NORTHTRIDGE HIGH SCHOOL	12TH	0	2	0	0	3	2	48	58	63	61	237
3120	GREELEY 6	6364	NORTHTRIDGE HIGH SCHOOL	SCHOOL 1	3	6	3	2	13	8	328	348	236	258	1,205
3120	GREELEY 6	6774	MARTINEZ ELEMENTARY SCHOOL	HALF DAY	0	0	0	0	0	0	49	55	0	0	104
3120	GREELEY 6	6774	MARTINEZ ELEMENTARY SCHOOL	1ST	0	0	0	0	0	0	44	56	1	2	103
3120	GREELEY 6	6774	MARTINEZ ELEMENTARY SCHOOL	2ND	0	0	0	0	0	0	42	34	1	0	77
3120	GREELEY 6	6774	MARTINEZ ELEMENTARY SCHOOL	3RD	0	0	0	0	0	0	32	46	1	0	79
3120	GREELEY 6	6774	MARTINEZ ELEMENTARY SCHOOL	4TH	0	0	0	0	0	0	36	37	0	0	73
3120	GREELEY 6	6774	MARTINEZ ELEMENTARY SCHOOL	5TH	0	0	0	0	0	0	35	38	0	0	73
3120	GREELEY 6	6774	MARTINEZ ELEMENTARY SCHOOL	SCHOOL 1	0	0	0	0	0	0	238	266	3	2	509
3120	GREELEY 6	7700	SCOTT ELEMENTARY SCHOOL	PK	0	0	0	0	1	0	15	17	14	10	58
3120	GREELEY 6	7700	SCOTT ELEMENTARY SCHOOL	HALF DAY	0	0	0	1	0	0	5	13	13	16	48
3120	GREELEY 6	7700	SCOTT ELEMENTARY SCHOOL	KINDERG/	1	0	0	0	0	0	8	4	1	4	18
3120	GREELEY 6	7700	SCOTT ELEMENTARY SCHOOL	1ST	0	1	1	2	1	2	24	22	15	9	77
3120	GREELEY 6	7700	SCOTT ELEMENTARY SCHOOL	2ND	0	0	0	0	0	0	16	21	16	21	75
3120	GREELEY 6	7700	SCOTT ELEMENTARY SCHOOL	3RD	0	1	0	1	0	2	21	21	12	15	73
3120	GREELEY 6	7700	SCOTT ELEMENTARY SCHOOL	4TH	0	0	1	0	0	0	21	20	14	18	74
3120	GREELEY 6	7700	SCOTT ELEMENTARY SCHOOL	5TH	0	0	0	0	1	1	15	19	18	17	71
3120	GREELEY 6	7700	SCOTT ELEMENTARY SCHOOL	SCHOOL 1	2	3	2	4	3	5	125	137	103	110	494
3120	GREELEY 6	7814	SHAWSHEEN ELEMENTARY SCHOOL	HALF DAY	0	1	2	1	1	1	10	12	11	19	58
3120	GREELEY 6	7814	SHAWSHEEN ELEMENTARY SCHOOL	KINDERG/	0	0	0	0	0	0	5	6	4	4	20
3120	GREELEY 6	7814	SHAWSHEEN ELEMENTARY SCHOOL	1ST	2	1	0	1	2	1	20	11	28	16	82
3120	GREELEY 6	7814	SHAWSHEEN ELEMENTARY SCHOOL	2ND	1	1	2	0	3	1	14	17	23	23	85
3120	GREELEY 6	7814	SHAWSHEEN ELEMENTARY SCHOOL	3RD	0	0	2	1	0	0	12	12	21	27	75
3120	GREELEY 6	7814	SHAWSHEEN ELEMENTARY SCHOOL	4TH	0	1	0	1	0	2	16	19	18	25	82
3120	GREELEY 6	7814	SHAWSHEEN ELEMENTARY SCHOOL	5TH	0	1	0	0	0	0	17	14	16	27	75
3120	GREELEY 6	7814	SHAWSHEEN ELEMENTARY SCHOOL	SCHOOL 1	3	5	6	4	6	6	94	91	121	141	477
3120	GREELEY 6	8890	TRADEMARK LEARNING CENTER	9TH	0	0	0	0	0	0	4	2	0	1	7
3120	GREELEY 6	8890	TRADEMARK LEARNING CENTER	10TH	0	1	0	0	0	0	16	9	1	2	29
3120	GREELEY 6	8890	TRADEMARK LEARNING CENTER	11TH	0	0	0	0	0	0	18	10	3	0	31
3120	GREELEY 6	8890	TRADEMARK LEARNING CENTER	12TH	0	0	0	0	0	0	16	16	2	2	36
3120	GREELEY 6	8890	TRADEMARK LEARNING CENTER	SCHOOL 1	0	1	0	0	0	0	54	37	6	5	103
3120	GREELEY 6	8965	UNION COLONY PREPARATORY SCHOOL	6TH	0	0	1	0	1	0	4	8	26	26	66
3120	GREELEY 6	8965	UNION COLONY PREPARATORY SCHOOL	7TH	0	0	0	0	0	0	1	7	25	19	52
3120	GREELEY 6	8965	UNION COLONY PREPARATORY SCHOOL	8TH	0	0	1	0	0	1	5	7	29	16	59
3120	GREELEY 6	8965	UNION COLONY PREPARATORY SCHOOL	9TH	1	0	0	0	0	0	11	4	30	11	57
3120	GREELEY 6	8965	UNION COLONY PREPARATORY SCHOOL	10TH	0	0	0	0	0	0	4	3	24	21	52
3120	GREELEY 6	8965	UNION COLONY PREPARATORY SCHOOL	11TH	0	0	1	0	0	0	7	10	12	24	54
3120	GREELEY 6	8965	UNION COLONY PREPARATORY SCHOOL	12TH	0	0	0	0	0	0	3	1	8	4	16
3120	GREELEY 6	8965	UNION COLONY PREPARATORY SCHOOL	SCHOOL 1	1	0	3	0	1	1	35	40	154	121	356
3120	GREELEY 6		DISTRICT TOTAL		54	73	108	92	116	110	4,737	4,940	3,963	4,208	18,401
3130	PLATTE VALLEY RE-7	4670	PLATTE VALLEY HIGH SCHOOL	9TH	0	0	0	0	0	0	13	14	31	39	97
3130	PLATTE VALLEY RE-7	4670	PLATTE VALLEY HIGH SCHOOL	10TH	0	1	0	1	0	0	4	9	25	36	76
3130	PLATTE VALLEY RE-7	4670	PLATTE VALLEY HIGH SCHOOL	11TH	0	0	1	0	0	0	7	15	34	39	96
3130	PLATTE VALLEY RE-7	4670	PLATTE VALLEY HIGH SCHOOL	12TH	0	2	1	0	0	0	7	9	17	34	70
3130	PLATTE VALLEY RE-7	4670	PLATTE VALLEY HIGH SCHOOL	SCHOOL 1	0	3	2	1	0	0	31	47	107	148	339

**COLORADO DEPARTMENT OF EDUCATION
FALL 2007 PUPIL MEMBERSHIP BY DISTRICT, SCHOOL, GRADE, RACE/ETHNICITY, AND GENDER**

District Code	DISTRICT	School Code	SCHOOL	GRADE	AMERICAN INDIAN OR ALASKAN NATIVE		AMERICAN INDIAN OR ALASKAN NATIVE		ASIAN OR PACIFIC ISLANDER		ASIAN OR PACIFIC ISLANDER		BLACK (NOT HISPANIC)		BLACK (NOT HISPANIC)		WHITE (NOT HISPANIC)		WHITE (NOT HISPANIC)		Total
					FEMALE	MALE	FEMALE	MALE	FEMALE	MALE	FEMALE	MALE	FEMALE	MALE	FEMALE	MALE	FEMALE	MALE	FEMALE	MALE	
3130	PLATTE VALLEY RE-7	7052	PLATTE VALLEY ELEMENTARY SCHOOL	KINDERG/	0	0	0	0	0	0	0	0	0	12	10	28	25	75			
3130	PLATTE VALLEY RE-7	7052	PLATTE VALLEY ELEMENTARY SCHOOL	1ST	0	0	0	0	0	0	0	0	0	12	16	32	30	90			
3130	PLATTE VALLEY RE-7	7052	PLATTE VALLEY ELEMENTARY SCHOOL	2ND	0	0	0	0	0	0	0	0	0	14	15	30	33	92			
3130	PLATTE VALLEY RE-7	7052	PLATTE VALLEY ELEMENTARY SCHOOL	3RD	0	0	0	0	0	0	0	0	0	13	15	32	28	88			
3130	PLATTE VALLEY RE-7	7052	PLATTE VALLEY ELEMENTARY SCHOOL	4TH	0	0	0	0	0	0	0	0	0	16	15	27	32	90			
3130	PLATTE VALLEY RE-7	7052	PLATTE VALLEY ELEMENTARY SCHOOL	5TH	0	0	0	0	0	0	0	0	0	18	14	33	35	100			
3130	PLATTE VALLEY RE-7	7052	PLATTE VALLEY ELEMENTARY SCHOOL	SCHOOL 1	0	0	0	0	0	0	0	0	0	85	85	182	183	535			
3130	PLATTE VALLEY RE-7	7054	PLATTE VALLEY MIDDLE SCHOOL	6TH	0	0	1	0	0	0	0	0	0	11	9	18	30	69			
3130	PLATTE VALLEY RE-7	7054	PLATTE VALLEY MIDDLE SCHOOL	7TH	0	0	0	0	0	0	0	0	0	9	7	34	35	85			
3130	PLATTE VALLEY RE-7	7054	PLATTE VALLEY MIDDLE SCHOOL	8TH	0	0	0	0	0	0	0	0	0	13	20	33	32	98			
3130	PLATTE VALLEY RE-7	7054	PLATTE VALLEY MIDDLE SCHOOL	SCHOOL 1	0	0	1	0	0	0	0	0	0	33	36	85	97	252			
3130	PLATTE VALLEY RE-7		DISTRICT TOTAL		0	3	3	1	0	0	0	0	149	168	374	428	1,126				
3140	WELD COUNTY S/D RE-8	3066	FORT LUPTON MIDDLE SCHOOL	6TH	1	0	0	0	0	1	2	57	51	26	32	170					
3140	WELD COUNTY S/D RE-8	3066	FORT LUPTON MIDDLE SCHOOL	7TH	0	1	1	2	0	0	0	53	53	31	19	160					
3140	WELD COUNTY S/D RE-8	3066	FORT LUPTON MIDDLE SCHOOL	8TH	1	0	0	0	0	0	0	52	68	27	24	172					
3140	WELD COUNTY S/D RE-8	3066	FORT LUPTON MIDDLE SCHOOL	SCHOOL 1	2	1	1	2	1	2	162	172	84	75	502						
3140	WELD COUNTY S/D RE-8	3070	FORT LUPTON HIGH SCHOOL	9TH	2	1	0	2	0	1	59	67	30	45	207						
3140	WELD COUNTY S/D RE-8	3070	FORT LUPTON HIGH SCHOOL	10TH	0	1	1	1	1	1	54	47	26	31	163						
3140	WELD COUNTY S/D RE-8	3070	FORT LUPTON HIGH SCHOOL	11TH	0	0	0	1	0	0	46	35	24	29	135						
3140	WELD COUNTY S/D RE-8	3070	FORT LUPTON HIGH SCHOOL	12TH	0	0	1	0	0	3	42	46	30	26	148						
3140	WELD COUNTY S/D RE-8	3070	FORT LUPTON HIGH SCHOOL	SCHOOL 1	2	2	2	4	1	5	201	195	110	131	653						
3140	WELD COUNTY S/D RE-8	5050	LEO WILLIAM BUTLER ELEMENTARY SCHOOL	PK	0	1	0	1	0	1	24	26	15	20	88						
3140	WELD COUNTY S/D RE-8	5050	LEO WILLIAM BUTLER ELEMENTARY SCHOOL	HALF DAY	0	0	0	0	0	0	15	16	16	5	52						
3140	WELD COUNTY S/D RE-8	5050	LEO WILLIAM BUTLER ELEMENTARY SCHOOL	KINDERG/	0	0	0	0	0	0	3	6	5	4	19						
3140	WELD COUNTY S/D RE-8	5050	LEO WILLIAM BUTLER ELEMENTARY SCHOOL	1ST	0	0	0	1	0	0	28	34	17	19	99						
3140	WELD COUNTY S/D RE-8	5050	LEO WILLIAM BUTLER ELEMENTARY SCHOOL	2ND	0	0	2	1	0	0	32	33	13	14	95						
3140	WELD COUNTY S/D RE-8	5050	LEO WILLIAM BUTLER ELEMENTARY SCHOOL	3RD	0	0	2	2	0	0	27	37	17	9	94						
3140	WELD COUNTY S/D RE-8	5050	LEO WILLIAM BUTLER ELEMENTARY SCHOOL	4TH	1	0	2	0	0	1	32	32	11	20	99						
3140	WELD COUNTY S/D RE-8	5050	LEO WILLIAM BUTLER ELEMENTARY SCHOOL	5TH	0	0	0	0	0	0	23	32	21	14	90						
3140	WELD COUNTY S/D RE-8	5050	LEO WILLIAM BUTLER ELEMENTARY SCHOOL	SCHOOL 1	1	1	7	4	1	2	184	216	115	105	636						
3140	WELD COUNTY S/D RE-8	8930	TWOMBLY ELEMENTARY SCHOOL	PK	0	0	0	0	0	0	31	47	8	21	107						
3140	WELD COUNTY S/D RE-8	8930	TWOMBLY ELEMENTARY SCHOOL	HALF DAY	0	0	0	0	0	0	11	27	15	17	70						
3140	WELD COUNTY S/D RE-8	8930	TWOMBLY ELEMENTARY SCHOOL	KINDERG/	0	0	0	0	0	0	6	11	6	7	30						
3140	WELD COUNTY S/D RE-8	8930	TWOMBLY ELEMENTARY SCHOOL	1ST	0	0	0	2	0	0	36	29	12	20	99						
3140	WELD COUNTY S/D RE-8	8930	TWOMBLY ELEMENTARY SCHOOL	2ND	0	0	0	0	1	0	35	31	16	15	98						
3140	WELD COUNTY S/D RE-8	8930	TWOMBLY ELEMENTARY SCHOOL	3RD	0	0	0	2	0	0	33	27	12	16	90						
3140	WELD COUNTY S/D RE-8	8930	TWOMBLY ELEMENTARY SCHOOL	4TH	0	0	0	0	0	1	24	30	10	13	78						
3140	WELD COUNTY S/D RE-8	8930	TWOMBLY ELEMENTARY SCHOOL	5TH	0	0	0	0	0	0	24	27	5	14	70						
3140	WELD COUNTY S/D RE-8	8930	TWOMBLY ELEMENTARY SCHOOL	SCHOOL 1	0	0	4	1	1	1	200	229	84	123	642						
3140	WELD COUNTY S/D RE-8		DISTRICT TOTAL		5	4	10	14	4	10	747	812	393	434	2,433						
3145	AULT-HIGHLAND RE-9	3958	HIGHLAND ELEMENTARY SCHOOL	KINDERG/	0	0	0	1	0	0	19	15	14	17	66						
3145	AULT-HIGHLAND RE-9	3958	HIGHLAND ELEMENTARY SCHOOL	1ST	1	0	0	0	0	0	14	11	20	32	78						
3145	AULT-HIGHLAND RE-9	3958	HIGHLAND ELEMENTARY SCHOOL	2ND	1	0	0	0	0	1	5	7	16	9	39						
3145	AULT-HIGHLAND RE-9	3958	HIGHLAND ELEMENTARY SCHOOL	3RD	0	0	0	0	0	0	11	13	27	18	70						
3145	AULT-HIGHLAND RE-9	3958	HIGHLAND ELEMENTARY SCHOOL	4TH	0	0	0	0	0	1	7	16	19	20	63						
3145	AULT-HIGHLAND RE-9	3958	HIGHLAND ELEMENTARY SCHOOL	5TH	0	1	0	1	0	1	8	10	23	14	58						
3145	AULT-HIGHLAND RE-9	3958	HIGHLAND ELEMENTARY SCHOOL	SCHOOL 1	3	1	0	2	0	3	64	72	119	110	374						
3145	AULT-HIGHLAND RE-9	3961	HIGHLAND MIDDLE SCHOOL	6TH	0	0	0	0	0	1	9	6	21	21	58						
3145	AULT-HIGHLAND RE-9	3961	HIGHLAND MIDDLE SCHOOL	7TH	0	0	0	1	0	1	8	10	21	25	66						
3145	AULT-HIGHLAND RE-9	3961	HIGHLAND MIDDLE SCHOOL	8TH	1	0	0	0	0	1	9	7	19	22	60						
3145	AULT-HIGHLAND RE-9	3961	HIGHLAND MIDDLE SCHOOL	SCHOOL 1	1	1	0	1	0	3	26	23	61	68	184						
3145	AULT-HIGHLAND RE-9	3962	HIGHLAND HIGH SCHOOL	9TH	0	0	0	1	0	0	10	14	22	30	78						
3145	AULT-HIGHLAND RE-9	3962	HIGHLAND HIGH SCHOOL	10TH	0	0	0	0	0	0	14	8	22	30	74						
3145	AULT-HIGHLAND RE-9	3962	HIGHLAND HIGH SCHOOL	11TH	0	1	0	0	0	1	5	11	25	25	68						
3145	AULT-HIGHLAND RE-9	3962	HIGHLAND HIGH SCHOOL	12TH	1	0	1	0	0	1	6	6	15	24	54						
3145	AULT-HIGHLAND RE-9	3962	HIGHLAND HIGH SCHOOL	SCHOOL 1	2	1	1	1	0	2	35	39	84	109	274						
3145	AULT-HIGHLAND RE-9		DISTRICT TOTAL		6	3	1	4	0	8	125	134	264	287	832						
3146	BRIGGS DALE RE-10	0000	NOT IN A SCHOOL	12TH	0	0	0	0	0	0	1	1	2	3	8						
3146	BRIGGS DALE RE-10	0000	NOT IN A SCHOOL	SCHOOL 1	0	1	0	0	0	0	1	1	2	3	8						
3146	BRIGGS DALE RE-10	1008	BRIGGS DALE ELEMENTARY SCHOOL	KINDERG/	0	0	0	0	0	0	0	0	6	5	11						
3146	BRIGGS DALE RE-10	1008	BRIGGS DALE ELEMENTARY SCHOOL	1ST	0	0	0	0	0	0	0	0	6	5	11						
3146	BRIGGS DALE RE-10	1008	BRIGGS DALE ELEMENTARY SCHOOL	2ND	0	0	0	0	0	0	0	0	6	6	12						
3146	BRIGGS DALE RE-10	1008	BRIGGS DALE ELEMENTARY SCHOOL	3RD	0	0	1	0	0	0	1	0	2	3	7						
3146	BRIGGS DALE RE-10	1008	BRIGGS DALE ELEMENTARY SCHOOL	4TH	0	0	0	0	0	0	0	0	6	5	11						
3146	BRIGGS DALE RE-10	1008	BRIGGS DALE ELEMENTARY SCHOOL	5TH	0	0	1	0	0	0	3	1	3	2	10						
3146	BRIGGS DALE RE-10	1008	BRIGGS DALE ELEMENTARY SCHOOL	SCHOOL 1	0	0	2	0	0	0	4	1	29	26	62						
3146	BRIGGS DALE RE-10	1012	BRIGGS DALE UNDIVIDED HIGH SCHOOL	6TH	0	0	0	0	0	0	0	1	4	6	11						



COLORADO DEPARTMENT OF EDUCATION
FALL 2007 PUPIL MEMBERSHIP BY DISTRICT, SCHOOL, GRADE, RACE/ETHNICITY, AND GENDER

District Code	DISTRICT	School Code	SCHOOL	GRADE	AMERICAN	AMERICAN	ASIAN OR	ASIAN OR	BLACK	BLACK (NOT	HISPANIC	HISPANIC	WHITE (NOT	WHITE (NOT	Total
					INDIAN OR ALASKAN NATIVE	INDIAN OR ALASKAN NATIVE	PACIFIC ISLANDER	PACIFIC ISLANDER	(NOT HISPANIC)	HISPANIC)			HISPANIC)	HISPANIC)	
3146	BRIGGSDALE RE-10	1012	BRIGGSDALE UNDIVIDED HIGH SCHOOL	7TH	0	0	0	0	0	0	0	0	2	3	5
3146	BRIGGSDALE RE-10	1012	BRIGGSDALE UNDIVIDED HIGH SCHOOL	8TH	0	0	1	0	0	2	0	0	9	3	15
3146	BRIGGSDALE RE-10	1012	BRIGGSDALE UNDIVIDED HIGH SCHOOL	9TH	0	0	0	0	0	1	1	2	6	10	
3146	BRIGGSDALE RE-10	1012	BRIGGSDALE UNDIVIDED HIGH SCHOOL	10TH	0	0	0	0	0	0	0	5	2	7	
3146	BRIGGSDALE RE-10	1012	BRIGGSDALE UNDIVIDED HIGH SCHOOL	11TH	0	0	1	0	0	1	0	2	7	11	
3146	BRIGGSDALE RE-10	1012	BRIGGSDALE UNDIVIDED HIGH SCHOOL	12TH	0	0	0	0	0	0	1	7	5	13	
3146	BRIGGSDALE RE-10	1012	BRIGGSDALE UNDIVIDED HIGH SCHOOL	SCHOOL 1	0	0	2	0	0	1	3	3	31	32	72
3146	BRIGGSDALE RE-10		DISTRICT TOTAL		0	1	4	0	0	1	8	5	62	61	142
3147	PRAIRIE RE-11	7154	PRAIRIE ELEMENTARY SCHOOL	PK	0	0	0	0	0	0	0	0	1	7	8
3147	PRAIRIE RE-11	7154	PRAIRIE ELEMENTARY SCHOOL	KINDERG/	0	0	0	0	0	1	1	6	4	12	
3147	PRAIRIE RE-11	7154	PRAIRIE ELEMENTARY SCHOOL	1ST	0	2	0	0	0	1	0	0	4	6	13
3147	PRAIRIE RE-11	7154	PRAIRIE ELEMENTARY SCHOOL	2ND	0	0	0	0	0	0	0	4	6	10	
3147	PRAIRIE RE-11	7154	PRAIRIE ELEMENTARY SCHOOL	3RD	0	0	0	0	0	0	1	9	4	14	
3147	PRAIRIE RE-11	7154	PRAIRIE ELEMENTARY SCHOOL	4TH	0	1	0	0	0	1	0	7	5	14	
3147	PRAIRIE RE-11	7154	PRAIRIE ELEMENTARY SCHOOL	5TH	0	0	0	0	0	2	0	4	4	10	
3147	PRAIRIE RE-11	7154	PRAIRIE ELEMENTARY SCHOOL	6TH	1	0	0	0	0	0	0	3	11	15	
3147	PRAIRIE RE-11	7154	PRAIRIE ELEMENTARY SCHOOL	SCHOOL 1	1	3	0	0	0	4	1	2	38	47	96
3147	PRAIRIE RE-11	7156	PRAIRIE JUNIOR-SENIOR HIGH SCHOOL	7TH	0	0	0	0	0	1	0	0	7	5	13
3147	PRAIRIE RE-11	7156	PRAIRIE JUNIOR-SENIOR HIGH SCHOOL	8TH	0	0	0	0	1	0	0	5	8	14	
3147	PRAIRIE RE-11	7156	PRAIRIE JUNIOR-SENIOR HIGH SCHOOL	9TH	0	1	0	0	1	0	0	5	6	13	
3147	PRAIRIE RE-11	7156	PRAIRIE JUNIOR-SENIOR HIGH SCHOOL	10TH	1	0	0	0	0	1	0	4	5	11	
3147	PRAIRIE RE-11	7156	PRAIRIE JUNIOR-SENIOR HIGH SCHOOL	11TH	0	0	0	0	0	0	0	8	5	13	
3147	PRAIRIE RE-11	7156	PRAIRIE JUNIOR-SENIOR HIGH SCHOOL	12TH	0	0	0	0	0	0	1	2	2	6	
3147	PRAIRIE RE-11	7156	PRAIRIE JUNIOR-SENIOR HIGH SCHOOL	SCHOOL 1	1	2	0	0	2	1	1	31	31	70	
3147	PRAIRIE RE-11		DISTRICT TOTAL		2	5	0	0	2	5	2	3	69	78	166
3148	PAWNEE RE-12	3672	PAWNEE ELEMENTARY SCHOOL	KINDERG/	0	0	0	0	0	0	0	4	4	8	
3148	PAWNEE RE-12	3672	PAWNEE ELEMENTARY SCHOOL	1ST	0	0	0	0	0	0	0	1	4	5	
3148	PAWNEE RE-12	3672	PAWNEE ELEMENTARY SCHOOL	2ND	0	0	0	0	0	0	0	6	1	7	
3148	PAWNEE RE-12	3672	PAWNEE ELEMENTARY SCHOOL	3RD	0	0	0	0	0	0	0	3	6	9	
3148	PAWNEE RE-12	3672	PAWNEE ELEMENTARY SCHOOL	4TH	0	0	0	0	0	0	0	3	3	6	
3148	PAWNEE RE-12	3672	PAWNEE ELEMENTARY SCHOOL	5TH	0	0	0	0	0	1	0	4	6	11	
3148	PAWNEE RE-12	3672	PAWNEE ELEMENTARY SCHOOL	6TH	0	0	0	0	0	0	0	4	4	8	
3148	PAWNEE RE-12	3672	PAWNEE ELEMENTARY SCHOOL	SCHOOL 1	0	0	0	0	0	1	0	25	28	54	
3148	PAWNEE RE-12	6812	PAWNEE JUNIOR-SENIOR HIGH SCHOOL	7TH	0	0	0	0	0	2	0	1	8	11	
3148	PAWNEE RE-12	6812	PAWNEE JUNIOR-SENIOR HIGH SCHOOL	8TH	0	0	0	0	0	0	1	6	4	11	
3148	PAWNEE RE-12	6812	PAWNEE JUNIOR-SENIOR HIGH SCHOOL	9TH	0	0	0	0	0	1	0	4	3	8	
3148	PAWNEE RE-12	6812	PAWNEE JUNIOR-SENIOR HIGH SCHOOL	10TH	0	0	0	0	0	0	0	8	3	11	
3148	PAWNEE RE-12	6812	PAWNEE JUNIOR-SENIOR HIGH SCHOOL	11TH	0	0	0	0	0	0	0	5	7	12	
3148	PAWNEE RE-12	6812	PAWNEE JUNIOR-SENIOR HIGH SCHOOL	12TH	0	0	0	0	0	0	0	8	8	16	
3148	PAWNEE RE-12	6812	PAWNEE JUNIOR-SENIOR HIGH SCHOOL	SCHOOL 1	0	0	0	0	0	3	1	32	33	69	
3148	PAWNEE RE-12		DISTRICT TOTAL		0	0	0	0	0	4	1	57	61	123	
3200	YUMA 1	5221	LITTLE INDIANS PRESCHOOL	PK	0	0	0	0	0	0	9	11	10	15	45
3200	YUMA 1	5221	LITTLE INDIANS PRESCHOOL	SCHOOL 1	0	0	0	0	0	0	9	11	10	15	45
3200	YUMA 1	9791	YUMA MIDDLE SCHOOL	5TH	0	1	0	0	0	0	17	10	25	18	71
3200	YUMA 1	9791	YUMA MIDDLE SCHOOL	6TH	0	0	1	0	1	0	11	11	23	23	70
3200	YUMA 1	9791	YUMA MIDDLE SCHOOL	7TH	0	0	0	0	0	0	12	16	18	17	63
3200	YUMA 1	9791	YUMA MIDDLE SCHOOL	8TH	0	0	0	0	0	0	14	14	13	21	62
3200	YUMA 1	9791	YUMA MIDDLE SCHOOL	SCHOOL 1	0	1	1	0	1	0	54	51	79	79	266
3200	YUMA 1	9795	KENNETH P MORRIS ELEMENTARY SCHOOL	KINDERG/	0	1	0	0	0	1	19	12	7	14	54
3200	YUMA 1	9795	KENNETH P MORRIS ELEMENTARY SCHOOL	1ST	0	1	1	0	0	0	19	9	17	13	60
3200	YUMA 1	9795	KENNETH P MORRIS ELEMENTARY SCHOOL	2ND	0	0	0	0	0	1	11	24	13	7	56
3200	YUMA 1	9795	KENNETH P MORRIS ELEMENTARY SCHOOL	3RD	0	0	1	0	0	1	8	8	12	15	45
3200	YUMA 1	9795	KENNETH P MORRIS ELEMENTARY SCHOOL	4TH	0	1	0	0	0	1	14	11	19	20	66
3200	YUMA 1	9795	KENNETH P MORRIS ELEMENTARY SCHOOL	SCHOOL 1	0	2	3	0	0	4	71	64	68	69	281
3200	YUMA 1	9799	YUMA HIGH SCHOOL	9TH	0	0	0	0	0	0	7	15	14	23	59
3200	YUMA 1	9799	YUMA HIGH SCHOOL	10TH	1	0	0	0	0	3	8	17	24	54	
3200	YUMA 1	9799	YUMA HIGH SCHOOL	11TH	0	1	0	0	0	0	13	13	20	20	67
3200	YUMA 1	9799	YUMA HIGH SCHOOL	12TH	0	0	0	0	0	8	9	14	23	54	
3200	YUMA 1	9799	YUMA HIGH SCHOOL	SCHOOL 1	1	2	0	0	0	31	45	65	90	234	
3200	YUMA 1		DISTRICT TOTAL		1	5	4	0	1	4	165	171	222	253	826
3210	WRAY RD-2	9725	WRAY ELEMENTARY SCHOOL	PK	0	0	0	0	0	0	1	6	25	18	50
3210	WRAY RD-2	9725	WRAY ELEMENTARY SCHOOL	KINDERG/	0	0	0	0	0	0	3	6	13	18	40
3210	WRAY RD-2	9725	WRAY ELEMENTARY SCHOOL	1ST	0	0	1	0	0	0	5	5	23	22	56
3210	WRAY RD-2	9725	WRAY ELEMENTARY SCHOOL	2ND	0	0	0	0	0	0	4	8	20	15	47
3210	WRAY RD-2	9725	WRAY ELEMENTARY SCHOOL	3RD	0	0	0	0	0	0	6	7	20	16	49
3210	WRAY RD-2	9725	WRAY ELEMENTARY SCHOOL	4TH	0	0	0	0	0	0	10	5	17	15	47
3210	WRAY RD-2	9725	WRAY ELEMENTARY SCHOOL	SCHOOL 1	0	0	1	0	0	0	29	37	118	104	289

COLORADO DEPARTMENT OF EDUCATION
FALL 2007 PUPIL MEMBERSHIP BY DISTRICT, SCHOOL, GRADE, RACE/ETHNICITY, AND GENDER

District Code	DISTRICT	School Code	SCHOOL	GRADE	AMERICAN INDIAN OR ALASKAN NATIVE	AMERICAN INDIAN OR ALASKAN NATIVE	ASIAN OR PACIFIC ISLANDER	ASIAN OR PACIFIC ISLANDER	BLACK (NOT HISPANIC)	BLACK (NOT HISPANIC)	HISPANIC	HISPANIC	WHITE (NOT HISPANIC)	WHITE (NOT HISPANIC)	Total
					FEMALE	MALE	FEMALE	MALE	FEMALE	MALE	FEMALE	MALE	FEMALE	MALE	
3210	WRAY RD-2	9729	BUCHANAN MIDDLE SCHOOL	5TH	0	0	0	0	1	1	4	8	22	19	55
3210	WRAY RD-2	9729	BUCHANAN MIDDLE SCHOOL	6TH	0	0	0	0	0	0	3	7	8	15	33
3210	WRAY RD-2	9729	BUCHANAN MIDDLE SCHOOL	7TH	0	0	0	0	0	0	2	5	25	19	51
3210	WRAY RD-2	9729	BUCHANAN MIDDLE SCHOOL	8TH	0	0	0	0	0	0	6	1	11	27	45
3210	WRAY RD-2	9729	BUCHANAN MIDDLE SCHOOL	SCHOOL 1	0	0	0	0	1	1	15	21	66	80	184
3210	WRAY RD-2	9733	WRAY HIGH SCHOOL	9TH	0	0	0	0	0	1	7	6	19	20	53
3210	WRAY RD-2	9733	WRAY HIGH SCHOOL	10TH	0	0	0	0	0	5	5	23	13	46	
3210	WRAY RD-2	9733	WRAY HIGH SCHOOL	11TH	0	0	0	1	1	0	4	3	20	24	53
3210	WRAY RD-2	9733	WRAY HIGH SCHOOL	12TH	0	0	0	0	0	6	4	23	20	53	
3210	WRAY RD-2	9733	WRAY HIGH SCHOOL	SCHOOL 1	0	0	0	1	1	22	18	85	77	205	
3210	WRAY RD-2		DISTRICT TOTAL		0	0	1	1	2	2	66	76	269	261	678
3220	IDALIA RJ-3	4227	IDALIA ELEMENTARY SCHOOL	PK	0	0	0	0	0	0	3	3	11	7	24
3220	IDALIA RJ-3	4227	IDALIA ELEMENTARY SCHOOL	KINDERG/	0	0	0	0	0	0	0	0	4	7	11
3220	IDALIA RJ-3	4227	IDALIA ELEMENTARY SCHOOL	1ST	0	0	0	0	0	0	1	4	6	11	4
3220	IDALIA RJ-3	4227	IDALIA ELEMENTARY SCHOOL	2ND	0	0	0	0	0	3	0	5	2	10	
3220	IDALIA RJ-3	4227	IDALIA ELEMENTARY SCHOOL	3RD	0	0	0	0	0	0	3	2	7	7	
3220	IDALIA RJ-3	4227	IDALIA ELEMENTARY SCHOOL	4TH	0	0	0	0	0	1	0	4	3	8	
3220	IDALIA RJ-3	4227	IDALIA ELEMENTARY SCHOOL	5TH	0	0	0	0	0	0	1	4	4	9	
3220	IDALIA RJ-3	4227	IDALIA ELEMENTARY SCHOOL	6TH	0	0	0	0	0	2	2	3	1	8	
3220	IDALIA RJ-3	4227	IDALIA ELEMENTARY SCHOOL	SCHOOL 1*	0	0	0	0	0	9	10	37	32	88	
3220	IDALIA RJ-3	4231	IDALIA JUNIOR-SENIOR HIGH SCHOOL	7TH	0	0	0	0	0	0	0	7	4	11	
3220	IDALIA RJ-3	4231	IDALIA JUNIOR-SENIOR HIGH SCHOOL	8TH	0	0	0	0	0	1	0	6	5	12	
3220	IDALIA RJ-3	4231	IDALIA JUNIOR-SENIOR HIGH SCHOOL	9TH	0	0	0	0	1	0	0	3	6	10	
3220	IDALIA RJ-3	4231	IDALIA JUNIOR-SENIOR HIGH SCHOOL	10TH	0	0	0	0	0	1	0	6	5	12	
3220	IDALIA RJ-3	4231	IDALIA JUNIOR-SENIOR HIGH SCHOOL	11TH	0	0	0	0	0	0	3	3	6	12	
3220	IDALIA RJ-3	4231	IDALIA JUNIOR-SENIOR HIGH SCHOOL	12TH	0	0	0	0	0	2	0	6	4	12	
3220	IDALIA RJ-3	4231	IDALIA JUNIOR-SENIOR HIGH SCHOOL	SCHOOL 1	0	0	0	0	0	1	4	3	31	30	69
3220	IDALIA RJ-3		DISTRICT TOTAL		0	0	0	0	0	1	13	13	68	62	157
3230	LIBERTY J-4	5119	LIBERTY ELEMENTARY SCHOOL	PK	0	0	0	0	0	0	1	0	3	6	10
3230	LIBERTY J-4	5119	LIBERTY ELEMENTARY SCHOOL	KINDERG/	0	0	0	0	0	0	0	0	2	2	4
3230	LIBERTY J-4	5119	LIBERTY ELEMENTARY SCHOOL	1ST	0	0	0	0	0	0	0	0	3	5	8
3230	LIBERTY J-4	5119	LIBERTY ELEMENTARY SCHOOL	2ND	0	0	0	0	0	0	0	1	2	3	
3230	LIBERTY J-4	5119	LIBERTY ELEMENTARY SCHOOL	3RD	0	0	0	0	0	0	0	3	2	5	
3230	LIBERTY J-4	5119	LIBERTY ELEMENTARY SCHOOL	4TH	0	0	0	0	0	0	0	4	4	8	
3230	LIBERTY J-4	5119	LIBERTY ELEMENTARY SCHOOL	5TH	0	0	0	0	0	0	0	2	2	4	
3230	LIBERTY J-4	5119	LIBERTY ELEMENTARY SCHOOL	6TH	0	0	0	0	0	1	0	5	3	9	
3230	LIBERTY J-4	5119	LIBERTY ELEMENTARY SCHOOL	SCHOOL 1	0	0	0	0	0	2	0	23	26	51	
3230	LIBERTY J-4	5123	LIBERTY JUNIOR-SENIOR HIGH SCHOOL	7TH	0	0	0	0	0	0	0	2	4	6	
3230	LIBERTY J-4	5123	LIBERTY JUNIOR-SENIOR HIGH SCHOOL	8TH	0	0	0	0	0	0	0	1	4	5	
3230	LIBERTY J-4	5123	LIBERTY JUNIOR-SENIOR HIGH SCHOOL	9TH	1	0	0	0	0	0	1	3	8	13	
3230	LIBERTY J-4	5123	LIBERTY JUNIOR-SENIOR HIGH SCHOOL	10TH	0	0	0	0	0	0	0	6	1	7	
3230	LIBERTY J-4	5123	LIBERTY JUNIOR-SENIOR HIGH SCHOOL	11TH	0	1	0	0	0	0	0	4	6	11	
3230	LIBERTY J-4	5123	LIBERTY JUNIOR-SENIOR HIGH SCHOOL	12TH	0	0	0	1	0	0	0	3	2	6	
3230	LIBERTY J-4	5123	LIBERTY JUNIOR-SENIOR HIGH SCHOOL	SCHOOL 1	1	1	0	1	0	0	0	19	25	48	
3230	LIBERTY J-4		DISTRICT TOTAL		1	1	0	1	0	0	2	1	42	51	99
8001	CHARTER SCHOOL INSTITUTE	0653	STONE CREEK ELEMENTARY	KINDERG/	0	0	0	0	0	0	1	5	10	18	34
8001	CHARTER SCHOOL INSTITUTE	0653	STONE CREEK ELEMENTARY	1ST	1	0	1	0	0	0	1	16	23	42	
8001	CHARTER SCHOOL INSTITUTE	0653	STONE CREEK ELEMENTARY	2ND	1	0	0	0	1	4	1	10	13	30	
8001	CHARTER SCHOOL INSTITUTE	0653	STONE CREEK ELEMENTARY	3RD	0	0	0	0	0	2	0	11	16	29	
8001	CHARTER SCHOOL INSTITUTE	0653	STONE CREEK ELEMENTARY	4TH	0	0	0	0	0	0	1	17	6	24	
8001	CHARTER SCHOOL INSTITUTE	0653	STONE CREEK ELEMENTARY	5TH	1	0	0	0	0	2	0	10	7	20	
8001	CHARTER SCHOOL INSTITUTE	0653	STONE CREEK ELEMENTARY	6TH	0	0	2	0	0	0	1	3	10	7	23
8001	CHARTER SCHOOL INSTITUTE	0653	STONE CREEK ELEMENTARY	7TH	0	0	0	0	0	1	1	7	1	10	
8001	CHARTER SCHOOL INSTITUTE	0653	STONE CREEK ELEMENTARY	SCHOOL 1	3	0	3	0	0	1	11	12	91	91	212
8001	CHARTER SCHOOL INSTITUTE	0654	THE PINNACLE CHARTER SCHOOL (ELEMENTARY)	HALF DAY	1	1	4	2	1	3	16	10	11	15	64
8001	CHARTER SCHOOL INSTITUTE	0654	THE PINNACLE CHARTER SCHOOL (ELEMENTARY)	KINDERG/	0	0	4	0	2	1	13	14	16	19	69
8001	CHARTER SCHOOL INSTITUTE	0654	THE PINNACLE CHARTER SCHOOL (ELEMENTARY)	1ST	2	1	3	4	7	4	30	29	25	39	144
8001	CHARTER SCHOOL INSTITUTE	0654	THE PINNACLE CHARTER SCHOOL (ELEMENTARY)	2ND	1	0	6	8	1	2	31	28	36	42	155
8001	CHARTER SCHOOL INSTITUTE	0654	THE PINNACLE CHARTER SCHOOL (ELEMENTARY)	3RD	1	0	6	3	1	3	38	28	39	48	167
8001	CHARTER SCHOOL INSTITUTE	0654	THE PINNACLE CHARTER SCHOOL (ELEMENTARY)	4TH	0	1	8	5	2	4	38	47	30	30	165
8001	CHARTER SCHOOL INSTITUTE	0654	THE PINNACLE CHARTER SCHOOL (ELEMENTARY)	5TH	0	1	6	3	5	3	32	29	49	40	168
8001	CHARTER SCHOOL INSTITUTE	0654	THE PINNACLE CHARTER SCHOOL (ELEMENTARY)	SCHOOL 1	5	4	37	25	19	20	198	185	206	233	932
8001	CHARTER SCHOOL INSTITUTE	0655	THE ACADEMY AT HIGH POINT	PK	0	0	2	3	5	7	6	6	10	8	47
8001	CHARTER SCHOOL INSTITUTE	0655	THE ACADEMY AT HIGH POINT	HALF DAY	0	0	0	1	2	0	3	1	9	5	21
8001	CHARTER SCHOOL INSTITUTE	0655	THE ACADEMY AT HIGH POINT	KINDERG/	0	0	1	0	5	5	3	2	6	9	31
8001	CHARTER SCHOOL INSTITUTE	0655	THE ACADEMY AT HIGH POINT	1ST	1	0	0	2	4	1	10	8	11	15	52
8001	CHARTER SCHOOL INSTITUTE	0655	THE ACADEMY AT HIGH POINT	2ND	1	0	2	0	4	10	2	5	4	8	36

COLORADO DEPARTMENT OF EDUCATION
FALL 2007 PUPIL MEMBERSHIP BY DISTRICT, SCHOOL, GRADE, RACE/ETHNICITY, AND GENDER

District Code	DISTRICT	School Code	SCHOOL	GRADE	AMERICAN INDIAN OR ALASKAN NATIVE	AMERICAN INDIAN OR ALASKAN NATIVE	ASIAN OR PACIFIC ISLANDER	ASIAN OR PACIFIC ISLANDER	BLACK (NOT HISPANIC)	BLACK (NOT HISPANIC)	HISPANIC	HISPANIC	WHITE (NOT HISPANIC)	WHITE (NOT HISPANIC)	Total
					FEMALE	MALE	FEMALE	MALE	FEMALE	MALE	FEMALE	MALE	FEMALE	MALE	
8001	CHARTER SCHOOL INSTITUTE	0655	THE ACADEMY AT HIGH POINT	3RD	0	0	0	2	7	4	6	3	5	8	35
8001	CHARTER SCHOOL INSTITUTE	0655	THE ACADEMY AT HIGH POINT	4TH	0	0	1	2	1	3	6	2	7	5	27
8001	CHARTER SCHOOL INSTITUTE	0655	THE ACADEMY AT HIGH POINT	5TH	0	0	0	0	3	7	2	1	9	4	26
8001	CHARTER SCHOOL INSTITUTE	0655	THE ACADEMY AT HIGH POINT	6TH	0	0	0	1	2	3	5	1	6	7	25
8001	CHARTER SCHOOL INSTITUTE	0655	THE ACADEMY AT HIGH POINT	7TH	0	0	1	1	3	8	1	8	4	1	27
8001	CHARTER SCHOOL INSTITUTE	0655	THE ACADEMY AT HIGH POINT	SCHOOL 1	2	0	7	12	36	48	44	37	71	70	327
8001	CHARTER SCHOOL INSTITUTE	0656	COLORADO DISTANCE & ELECTRONIC LEARNING ACADEMY	HALF DAY	0	0	0	0	1	2	0	0	6	4	13
8001	CHARTER SCHOOL INSTITUTE	0656	COLORADO DISTANCE & ELECTRONIC LEARNING ACADEMY	1ST	0	0	1	0	4	4	1	0	7	2	19
8001	CHARTER SCHOOL INSTITUTE	0656	COLORADO DISTANCE & ELECTRONIC LEARNING ACADEMY	2ND	0	0	1	0	3	1	0	1	1	6	13
8001	CHARTER SCHOOL INSTITUTE	0656	COLORADO DISTANCE & ELECTRONIC LEARNING ACADEMY	3RD	0	0	0	1	2	2	1	2	5	2	15
8001	CHARTER SCHOOL INSTITUTE	0656	COLORADO DISTANCE & ELECTRONIC LEARNING ACADEMY	4TH	0	0	0	1	3	3	0	1	3	3	14
8001	CHARTER SCHOOL INSTITUTE	0656	COLORADO DISTANCE & ELECTRONIC LEARNING ACADEMY	5TH	1	0	1	0	5	2	1	0	4	4	18
8001	CHARTER SCHOOL INSTITUTE	0656	COLORADO DISTANCE & ELECTRONIC LEARNING ACADEMY	6TH	0	0	1	1	1	3	3	4	6	13	32
8001	CHARTER SCHOOL INSTITUTE	0656	COLORADO DISTANCE & ELECTRONIC LEARNING ACADEMY	7TH	0	1	0	0	2	0	3	1	8	5	20
8001	CHARTER SCHOOL INSTITUTE	0656	COLORADO DISTANCE & ELECTRONIC LEARNING ACADEMY	8TH	1	0	0	0	0	1	0	3	10	10	25
8001	CHARTER SCHOOL INSTITUTE	0656	COLORADO DISTANCE & ELECTRONIC LEARNING ACADEMY	9TH	0	0	0	1	0	2	12	5	21	5	46
8001	CHARTER SCHOOL INSTITUTE	0656	COLORADO DISTANCE & ELECTRONIC LEARNING ACADEMY	10TH	0	0	1	0	1	0	9	4	11	12	38
8001	CHARTER SCHOOL INSTITUTE	0656	COLORADO DISTANCE & ELECTRONIC LEARNING ACADEMY	11TH	1	1	1	1	0	0	11	4	16	8	43
8001	CHARTER SCHOOL INSTITUTE	0656	COLORADO DISTANCE & ELECTRONIC LEARNING ACADEMY	12TH	0	0	1	0	0	2	4	1	10	3	21
8001	CHARTER SCHOOL INSTITUTE	0656	COLORADO DISTANCE & ELECTRONIC LEARNING ACADEMY	SCHOOL 1*	3	2	7	5	22	22	45	26	108	77	317
8001	CHARTER SCHOOL INSTITUTE	0657	NORTHERN COLORADO ACADEMY OF ARTS & KNOWLEDGE	HALF DAY	1	0	1	4	1	0	3	0	18	17	45
8001	CHARTER SCHOOL INSTITUTE	0657	NORTHERN COLORADO ACADEMY OF ARTS & KNOWLEDGE	KINDERG/	0	0	3	2	0	1	2	25	13	47	45
8001	CHARTER SCHOOL INSTITUTE	0657	NORTHERN COLORADO ACADEMY OF ARTS & KNOWLEDGE	1ST	0	0	4	8	3	2	4	4	26	31	83
8001	CHARTER SCHOOL INSTITUTE	0657	NORTHERN COLORADO ACADEMY OF ARTS & KNOWLEDGE	2ND	1	0	3	1	0	0	5	5	31	27	73
8001	CHARTER SCHOOL INSTITUTE	0657	NORTHERN COLORADO ACADEMY OF ARTS & KNOWLEDGE	3RD	0	0	1	0	0	1	2	3	22	12	41
8001	CHARTER SCHOOL INSTITUTE	0657	NORTHERN COLORADO ACADEMY OF ARTS & KNOWLEDGE	4TH	0	0	1	0	0	1	2	1	11	10	27
8001	CHARTER SCHOOL INSTITUTE	0657	NORTHERN COLORADO ACADEMY OF ARTS & KNOWLEDGE	5TH	0	0	2	2	2	0	3	2	21	11	43
8001	CHARTER SCHOOL INSTITUTE	0657	NORTHERN COLORADO ACADEMY OF ARTS & KNOWLEDGE	6TH	0	0	1	0	2	0	0	3	15	12	33
8001	CHARTER SCHOOL INSTITUTE	0657	NORTHERN COLORADO ACADEMY OF ARTS & KNOWLEDGE	7TH	0	0	0	1	0	0	0	0	7	4	12
8001	CHARTER SCHOOL INSTITUTE	0657	NORTHERN COLORADO ACADEMY OF ARTS & KNOWLEDGE	SCHOOL 1	2	1	16	19	8	5	20	20	176	137	404
8001	CHARTER SCHOOL INSTITUTE	1279	CAPROCK ACADEMY	HALF DAY	0	0	0	0	0	0	0	0	14	11	25
8001	CHARTER SCHOOL INSTITUTE	1279	CAPROCK ACADEMY	KINDERG/	0	0	1	0	0	0	0	0	10	15	26
8001	CHARTER SCHOOL INSTITUTE	1279	CAPROCK ACADEMY	1ST	0	0	0	0	1	1	4	0	25	13	44
8001	CHARTER SCHOOL INSTITUTE	1279	CAPROCK ACADEMY	2ND	0	0	1	0	0	0	1	19	25	46	46
8001	CHARTER SCHOOL INSTITUTE	1279	CAPROCK ACADEMY	3RD	0	0	0	2	1	0	1	0	23	17	44
8001	CHARTER SCHOOL INSTITUTE	1279	CAPROCK ACADEMY	4TH	0	0	0	0	0	0	0	0	20	7	27
8001	CHARTER SCHOOL INSTITUTE	1279	CAPROCK ACADEMY	5TH	0	0	0	0	0	0	1	0	11	14	26
8001	CHARTER SCHOOL INSTITUTE	1279	CAPROCK ACADEMY	6TH	0	0	0	0	0	0	0	0	13	14	27
8001	CHARTER SCHOOL INSTITUTE	1279	CAPROCK ACADEMY	7TH	0	0	0	1	0	0	0	2	5	15	23
8001	CHARTER SCHOOL INSTITUTE	1279	CAPROCK ACADEMY	SCHOOL 1	0	0	2	3	2	1	6	3	140	131	288
8001	CHARTER SCHOOL INSTITUTE	1370	CESAR CHAVEZ COLORADO SPRINGS - CENTRAL	KINDERG/	0	0	0	0	0	0	2	3	0	4	9
8001	CHARTER SCHOOL INSTITUTE	1370	CESAR CHAVEZ COLORADO SPRINGS - CENTRAL	1ST	0	0	0	0	0	0	6	6	5	1	18
8001	CHARTER SCHOOL INSTITUTE	1370	CESAR CHAVEZ COLORADO SPRINGS - CENTRAL	2ND	0	0	1	0	0	0	6	3	9	2	21
8001	CHARTER SCHOOL INSTITUTE	1370	CESAR CHAVEZ COLORADO SPRINGS - CENTRAL	3RD	0	0	0	0	0	0	4	3	3	3	13
8001	CHARTER SCHOOL INSTITUTE	1370	CESAR CHAVEZ COLORADO SPRINGS - CENTRAL	4TH	0	0	0	0	0	1	3	4	1	5	14
8001	CHARTER SCHOOL INSTITUTE	1370	CESAR CHAVEZ COLORADO SPRINGS - CENTRAL	5TH	1	0	0	0	1	1	7	2	1	1	13
8001	CHARTER SCHOOL INSTITUTE	1370	CESAR CHAVEZ COLORADO SPRINGS - CENTRAL	6TH	0	0	0	0	0	0	1	0	0	0	1
8001	CHARTER SCHOOL INSTITUTE	1370	CESAR CHAVEZ COLORADO SPRINGS - CENTRAL	SCHOOL 1	0	0	1	0	1	2	23	26	20	16	89
8001	CHARTER SCHOOL INSTITUTE	1791	COLORADO SPRINGS CHARTER ACADEMY	HALF DAY	0	0	0	0	0	1	2	2	14	7	26
8001	CHARTER SCHOOL INSTITUTE	1791	COLORADO SPRINGS CHARTER ACADEMY	KINDERG/	0	0	1	0	0	0	2	8	6	17	17
8001	CHARTER SCHOOL INSTITUTE	1791	COLORADO SPRINGS CHARTER ACADEMY	1ST	1	0	1	0	1	1	2	2	20	16	44
8001	CHARTER SCHOOL INSTITUTE	1791	COLORADO SPRINGS CHARTER ACADEMY	2ND	0	0	1	1	2	1	2	2	24	15	48
8001	CHARTER SCHOOL INSTITUTE	1791	COLORADO SPRINGS CHARTER ACADEMY	3RD	0	2	0	1	0	0	1	0	20	20	44
8001	CHARTER SCHOOL INSTITUTE	1791	COLORADO SPRINGS CHARTER ACADEMY	4TH	1	1	0	1	0	1	0	3	12	18	38
8001	CHARTER SCHOOL INSTITUTE	1791	COLORADO SPRINGS CHARTER ACADEMY	5TH	0	0	1	0	1	0	1	1	16	15	35
8001	CHARTER SCHOOL INSTITUTE	1791	COLORADO SPRINGS CHARTER ACADEMY	6TH	0	0	0	0	1	0	4	3	10	3	21
8001	CHARTER SCHOOL INSTITUTE	1791	COLORADO SPRINGS CHARTER ACADEMY	7TH	0	1	0	0	0	0	0	1	8	11	21
8001	CHARTER SCHOOL INSTITUTE	1791	COLORADO SPRINGS CHARTER ACADEMY	8TH	0	0	0	0	0	0	1	2	8	6	17
8001	CHARTER SCHOOL INSTITUTE	1791	COLORADO SPRINGS CHARTER ACADEMY	SCHOOL 1	2	4	4	3	6	4	12	19	140	117	311
8001	CHARTER SCHOOL INSTITUTE	1795	COLORADO SPRINGS EARLY COLLEGES	9TH	1	0	0	1	11	6	5	7	34	43	108
8001	CHARTER SCHOOL INSTITUTE	1795	COLORADO SPRINGS EARLY COLLEGES	10TH	1	0	0	1	4	6	8	1	39	43	103
8001	CHARTER SCHOOL INSTITUTE	1795	COLORADO SPRINGS EARLY COLLEGES	11TH	0	0	2	1	5	1	2	3	37	49	100
8001	CHARTER SCHOOL INSTITUTE	1795	COLORADO SPRINGS EARLY COLLEGES	12TH	1	0	3	1	1	1	0	1	22	16	46
8001	CHARTER SCHOOL INSTITUTE	1795	COLORADO SPRINGS EARLY COLLEGES	SCHOOL 1	2	1	5	4	21	14	15	12	132	151	357
8001	CHARTER SCHOOL INSTITUTE	6913	THE PINNACLE CHARTER SCHOOL (MIDDLE)	6TH	1	0	2	5	8	2	45	50	30	33	196
8001	CHARTER SCHOOL INSTITUTE	6913	THE PINNACLE CHARTER SCHOOL (MIDDLE)	7TH	0	2	4	7	1	2	21	22	31	22	112
8001	CHARTER SCHOOL INSTITUTE	6913	THE PINNACLE CHARTER SCHOOL (MIDDLE)	8TH	0	1	2	4	4	2	35	6	30	23	107

COLORADO DEPARTMENT OF EDUCATION
FALL 2007 PUPIL MEMBERSHIP BY DISTRICT, SCHOOL, GRADE, RACE/ETHNICITY, AND GENDER

District Code	DISTRICT	School Code	SCHOOL	GRADE	AMERICAN INDIAN OR ALASKAN NATIVE	AMERICAN INDIAN OR ALASKAN NATIVE	ASIAN OR PACIFIC ISLANDER	ASIAN OR PACIFIC ISLANDER	BLACK (NOT HISPANIC)	BLACK (NOT HISPANIC)	HISPANIC	HISPANIC	WHITE (NOT HISPANIC)	WHITE (NOT HISPANIC)	Total
					FEMALE	MALE	FEMALE	MALE	FEMALE	MALE	FEMALE	MALE	FEMALE	MALE	
8001	CHARTER SCHOOL INSTITUTE	6913	THE PINNACLE CHARTER SCHOOL (MIDDLE)	SCHOOL 1	1	3	8	16	13	6	101	78	111	78	415
8001	CHARTER SCHOOL INSTITUTE	6914	THE PINNACLE CHARTER SCHOOL (HIGH)	9TH	1	1	2	1	1	1	16	22	22	16	83
8001	CHARTER SCHOOL INSTITUTE	6914	THE PINNACLE CHARTER SCHOOL (HIGH)	10TH	0	0	0	2	1	0	33	15	12	17	80
8001	CHARTER SCHOOL INSTITUTE	6914	THE PINNACLE CHARTER SCHOOL (HIGH)	11TH	0	0	1	2	0	1	20	14	14	10	62
8001	CHARTER SCHOOL INSTITUTE	6914	THE PINNACLE CHARTER SCHOOL (HIGH)	12TH	0	0	0	5	0	1	10	6	14	10	46
8001	CHARTER SCHOOL INSTITUTE	6914	THE PINNACLE CHARTER SCHOOL (HIGH)	SCHOOL 1	1	1	3	10	2	3	79	57	62	53	271
8001	CHARTER SCHOOL INSTITUTE	7278	RICARDO FLORES MAGON ACADEMY	KINDERG/	0	0	0	1	0	0	15	25	0	1	42
8001	CHARTER SCHOOL INSTITUTE	7278	RICARDO FLORES MAGON ACADEMY	1ST	0	0	0	0	0	0	13	18	0	0	31
8001	CHARTER SCHOOL INSTITUTE	7278	RICARDO FLORES MAGON ACADEMY	2ND	0	0	0	0	0	0	7	10	0	0	17
8001	CHARTER SCHOOL INSTITUTE	7278	RICARDO FLORES MAGON ACADEMY	SCHOOL 1	0	0	0	1	0	0	35	53	0	1	90
8001	CHARTER SCHOOL INSTITUTE	7512	ROSS MONTESSORI SCHOOL	KINDERG/	0	0	0	0	0	0	2	2	12	13	29
8001	CHARTER SCHOOL INSTITUTE	7512	ROSS MONTESSORI SCHOOL	1ST	0	1	0	0	0	0	3	1	17	13	35
8001	CHARTER SCHOOL INSTITUTE	7512	ROSS MONTESSORI SCHOOL	2ND	0	0	2	0	0	0	3	3	18	9	35
8001	CHARTER SCHOOL INSTITUTE	7512	ROSS MONTESSORI SCHOOL	3RD	0	1	0	1	0	0	3	1	10	12	28
8001	CHARTER SCHOOL INSTITUTE	7512	ROSS MONTESSORI SCHOOL	4TH	0	0	0	0	1	0	1	2	8	7	19
8001	CHARTER SCHOOL INSTITUTE	7512	ROSS MONTESSORI SCHOOL	5TH	0	0	0	0	0	1	2	6	7	16	
8001	CHARTER SCHOOL INSTITUTE	7512	ROSS MONTESSORI SCHOOL	6TH	0	0	0	0	0	1	3	5	5	14	
8001	CHARTER SCHOOL INSTITUTE	7512	ROSS MONTESSORI SCHOOL	7TH	1	0	0	0	0	1	2	4	3	11	
8001	CHARTER SCHOOL INSTITUTE	7512	ROSS MONTESSORI SCHOOL	SCHOOL 1	1	2	2	1	1	0	15	16	80	69	187
8001	CHARTER SCHOOL INSTITUTE	8929	21ST CENTURY CHARTER SCHOOL	KINDERG/	0	0	0	1	0	3	6	2	3	5	21
8001	CHARTER SCHOOL INSTITUTE	8929	21ST CENTURY CHARTER SCHOOL	1ST	0	0	0	0	0	4	3	1	4	6	26
8001	CHARTER SCHOOL INSTITUTE	8929	21ST CENTURY CHARTER SCHOOL	2ND	0	0	0	0	3	5	2	2	2	5	19
8001	CHARTER SCHOOL INSTITUTE	8929	21ST CENTURY CHARTER SCHOOL	3RD	0	0	0	1	2	4	2	5	4	3	21
8001	CHARTER SCHOOL INSTITUTE	8929	21ST CENTURY CHARTER SCHOOL	4TH	0	0	0	0	8	1	0	2	4	6	21
8001	CHARTER SCHOOL INSTITUTE	8929	21ST CENTURY CHARTER SCHOOL	5TH	0	0	1	0	2	2	0	5	5	8	24
8001	CHARTER SCHOOL INSTITUTE	8929	21ST CENTURY CHARTER SCHOOL	6TH	0	0	0	0	1	1	0	3	9	14	
8001	CHARTER SCHOOL INSTITUTE	8929	21ST CENTURY CHARTER SCHOOL	7TH	1	0	0	0	5	4	6	2	3	8	29
8001	CHARTER SCHOOL INSTITUTE	8929	21ST CENTURY CHARTER SCHOOL	8TH	0	0	0	0	2	3	3	4	4	18	
8001	CHARTER SCHOOL INSTITUTE	8929	21ST CENTURY CHARTER SCHOOL	9TH	0	0	0	0	1	2	0	1	5	14	
8001	CHARTER SCHOOL INSTITUTE	8929	21ST CENTURY CHARTER SCHOOL	10TH	0	0	1	0	1	0	1	3	8	14	
8001	CHARTER SCHOOL INSTITUTE	8929	21ST CENTURY CHARTER SCHOOL	SCHOOL 1	1	2	3	2	27	27	21	27	42	69	221
8001	CHARTER SCHOOL INSTITUTE		DISTRICT TOTAL		23	20	98	101	158	153	625	571	1,379	1,293	4,421
9030	MOUNTAIN BOCES	1128	ARROWHEAD LEARNING CENTER	7TH	0	0	0	0	0	0	0	1	0	1	2
9030	MOUNTAIN BOCES	1128	ARROWHEAD LEARNING CENTER	8TH	0	0	0	0	0	0	0	0	0	1	1
9030	MOUNTAIN BOCES	1128	ARROWHEAD LEARNING CENTER	9TH	0	0	0	0	0	0	0	0	0	1	1
9030	MOUNTAIN BOCES	1128	ARROWHEAD LEARNING CENTER	10TH	0	0	0	0	0	0	0	2	3	5	
9030	MOUNTAIN BOCES	1128	ARROWHEAD LEARNING CENTER	11TH	0	0	0	0	0	0	0	0	0	1	1
9030	MOUNTAIN BOCES	1128	ARROWHEAD LEARNING CENTER	SCHOOL 1	0	0	0	0	0	0	0	1	2	7	10
9030	MOUNTAIN BOCES	6134	YAMPAH MOUNTAIN SCHOOL	8TH	0	0	0	0	0	0	0	0	0	1	1
9030	MOUNTAIN BOCES	6134	YAMPAH MOUNTAIN SCHOOL	9TH	0	0	0	0	0	0	0	3	3	6	
9030	MOUNTAIN BOCES	6134	YAMPAH MOUNTAIN SCHOOL	10TH	0	0	0	0	0	1	2	10	3	16	
9030	MOUNTAIN BOCES	6134	YAMPAH MOUNTAIN SCHOOL	11TH	0	0	0	0	0	0	1	8	6	15	
9030	MOUNTAIN BOCES	6134	YAMPAH MOUNTAIN SCHOOL	12TH	0	1	0	0	1	0	1	2	13	13	31
9030	MOUNTAIN BOCES	6134	YAMPAH MOUNTAIN SCHOOL	SCHOOL 1	0	1	0	0	1	0	2	5	34	26	69
9030	MOUNTAIN BOCES	6136	MOUNTAIN BOCES DAY TREATMENT CENTER	6TH	0	0	0	0	0	0	0	1	0	1	1
9030	MOUNTAIN BOCES	6136	MOUNTAIN BOCES DAY TREATMENT CENTER	7TH	0	0	0	0	0	0	0	0	0	2	2
9030	MOUNTAIN BOCES	6136	MOUNTAIN BOCES DAY TREATMENT CENTER	8TH	0	0	0	0	0	0	1	0	3	4	
9030	MOUNTAIN BOCES	6136	MOUNTAIN BOCES DAY TREATMENT CENTER	9TH	0	0	0	0	0	0	0	0	0	2	2
9030	MOUNTAIN BOCES	6136	MOUNTAIN BOCES DAY TREATMENT CENTER	10TH	0	0	0	0	0	0	2	1	3	6	
9030	MOUNTAIN BOCES	6136	MOUNTAIN BOCES DAY TREATMENT CENTER	11TH	0	0	0	0	0	0	0	2	0	2	
9030	MOUNTAIN BOCES	6136	MOUNTAIN BOCES DAY TREATMENT CENTER	SCHOOL 1	0	0	0	0	0	0	3	4	10	17	
9030	MOUNTAIN BOCES	8389	SUMMIT COUNTY DOR PROGRAM	10TH	0	0	0	0	0	0	4	0	2	6	
9030	MOUNTAIN BOCES	8389	SUMMIT COUNTY DOR PROGRAM	11TH	0	0	0	0	0	0	1	1	1	3	
9030	MOUNTAIN BOCES	8389	SUMMIT COUNTY DOR PROGRAM	12TH	0	0	0	0	0	3	2	1	3	9	
9030	MOUNTAIN BOCES	8389	SUMMIT COUNTY DOR PROGRAM	SCHOOL 1	0	0	0	0	0	3	7	2	6	18	
9030	MOUNTAIN BOCES	9797	YAMPAH TEEN PARENT PROGRAM	9TH	0	0	0	0	0	1	0	0	0	1	
9030	MOUNTAIN BOCES	9797	YAMPAH TEEN PARENT PROGRAM	10TH	0	0	0	0	0	3	0	0	0	3	
9030	MOUNTAIN BOCES	9797	YAMPAH TEEN PARENT PROGRAM	11TH	0	0	0	0	0	6	0	0	1	7	
9030	MOUNTAIN BOCES	9797	YAMPAH TEEN PARENT PROGRAM	12TH	1	0	0	0	0	12	0	1	0	14	
9030	MOUNTAIN BOCES	9797	YAMPAH TEEN PARENT PROGRAM	SCHOOL 1	1	0	0	0	0	22	0	1	1	25	
9030	MOUNTAIN BOCES		BOCES TOTAL		1	1	0	0	1	0	27	16	43	50	139
9035	CENTENNIAL BOCES	9351	WELD OPPORTUNITY HIGH SCHOOL	9TH	0	0	0	0	0	0	6	8	1	1	16
9035	CENTENNIAL BOCES	9351	WELD OPPORTUNITY HIGH SCHOOL	10TH	1	0	0	0	0	0	10	9	2	2	24
9035	CENTENNIAL BOCES	9351	WELD OPPORTUNITY HIGH SCHOOL	11TH	0	0	0	0	0	0	20	11	4	5	40
9035	CENTENNIAL BOCES	9351	WELD OPPORTUNITY HIGH SCHOOL	12TH	0	2	0	0	0	1	15	12	9	9	48
9035	CENTENNIAL BOCES	9351	WELD OPPORTUNITY HIGH SCHOOL	SCHOOL 1	1	2	0	0	0	1	51	40	16	17	128
9035	CENTENNIAL BOCES		BOCES TOTAL		1	2	0	0	0	1	51	40	16	17	128

COLORADO DEPARTMENT OF EDUCATION
FALL 2007 PUPIL MEMBERSHIP BY DISTRICT, SCHOOL, GRADE, RACE/ETHNICITY, AND GENDER

District Code	DISTRICT	School Code	SCHOOL	GRADE	AMERICAN INDIAN OR ALASKAN NATIVE	AMERICAN INDIAN OR ALASKAN NATIVE	ASIAN OR PACIFIC ISLANDER	ASIAN OR PACIFIC ISLANDER	BLACK (NOT HISPANIC)	BLACK (NOT HISPANIC)	HISPANIC	HISPANIC	WHITE (NOT HISPANIC)	WHITE (NOT HISPANIC)	Total
					FEMALE	MALE	FEMALE	MALE	FEMALE	MALE	FEMALE	MALE	FEMALE	MALE	
9095	NORTHWEST COLO BOCES	9787	YAMPA VALLEY HIGH SCHOOL	9TH	0	0	0	0	0	0	0	0	0	0	2
9095	NORTHWEST COLO BOCES	9787	YAMPA VALLEY HIGH SCHOOL	10TH	0	0	0	0	0	0	0	0	1	1	2
9095	NORTHWEST COLO BOCES	9787	YAMPA VALLEY HIGH SCHOOL	11TH	0	0	0	0	0	0	0	0	2	3	5
9095	NORTHWEST COLO BOCES	9787	YAMPA VALLEY HIGH SCHOOL	12TH	0	0	0	0	0	0	0	0	1	0	1
9095	NORTHWEST COLO BOCES	9787	YAMPA VALLEY HIGH SCHOOL	SCHOOL 1	0	0	0	0	0	0	0	0	1	4	7
9095	NORTHWEST COLO BOCES		BOCES TOTAL		0	0	0	0	0	0	0	0	1	4	7
9130	EXPEDITIONARY BOCES	2840	EXPEDITIONARY LEARNING SCHOOL	HALF DAY	0	0	1	0	1	1	0	1	10	9	23
9130	EXPEDITIONARY BOCES	2840	EXPEDITIONARY LEARNING SCHOOL	1ST	0	0	0	0	1	1	1	2	8	12	25
9130	EXPEDITIONARY BOCES	2840	EXPEDITIONARY LEARNING SCHOOL	2ND	0	0	1	1	1	0	2	2	5	13	25
9130	EXPEDITIONARY BOCES	2840	EXPEDITIONARY LEARNING SCHOOL	3RD	0	0	1	1	2	0	1	0	11	7	23
9130	EXPEDITIONARY BOCES	2840	EXPEDITIONARY LEARNING SCHOOL	4TH	0	0	2	0	1	1	0	0	11	9	24
9130	EXPEDITIONARY BOCES	2840	EXPEDITIONARY LEARNING SCHOOL	5TH	1	0	1	0	2	0	0	1	9	10	24
9130	EXPEDITIONARY BOCES	2840	EXPEDITIONARY LEARNING SCHOOL	6TH	1	0	1	1	4	0	3	1	7	18	36
9130	EXPEDITIONARY BOCES	2840	EXPEDITIONARY LEARNING SCHOOL	7TH	0	0	0	3	2	1	1	0	12	13	32
9130	EXPEDITIONARY BOCES	2840	EXPEDITIONARY LEARNING SCHOOL	8TH	0	0	1	0	1	0	3	0	10	13	28
9130	EXPEDITIONARY BOCES	2840	EXPEDITIONARY LEARNING SCHOOL	9TH	0	0	1	0	0	2	1	3	15	8	30
9130	EXPEDITIONARY BOCES	2840	EXPEDITIONARY LEARNING SCHOOL	10TH	0	1	0	0	0	2	2	1	11	11	28
9130	EXPEDITIONARY BOCES	2840	EXPEDITIONARY LEARNING SCHOOL	11TH	0	0	1	0	0	0	2	2	10	11	26
9130	EXPEDITIONARY BOCES	2840	EXPEDITIONARY LEARNING SCHOOL	12TH	0	0	0	1	1	1	3	0	7	6	19
9130	EXPEDITIONARY BOCES	2840	EXPEDITIONARY LEARNING SCHOOL	SCHOOL 1*	2	1	10	7	16	9	19	13	126	140	343
9130	EXPEDITIONARY BOCES		BOCES TOTAL		2	1	10	7	16	9	19	13	126	140	343
			COLORADO DETENTION CENTERS		3	9	2	1	18	60	32	130	38	135	428
			STATE TOTAL		4,625	4,786	14,138	13,526	23,401	24,535	109,798	114,452	239,124	254,254	802,639

