

**COLORADO DEPARTMENT OF EDUCATION**  
**FALL 2007 K-12 FREE AND REDUCED LUNCH BY DISTRICT AND SCHOOL**

District Code	District Name	School Code	School Name	K-12	FREE	REDUCE		FREE AND		REDUCED % Free	% Reduced	% FRED
						D	Not Eligible	REDUCED	% Free			
0010	MAPLETON 1	0187	MAPLETON EXPEDITIONARY SCHOOL OF THE ARTS	477	215	42	220	257	45.07%	8.81%	53.88%	
0010	MAPLETON 1	0212	FRONT RANGE EARLY COLLEGE	109	47	10	52	57	43.12%	9.17%	52.29%	
0010	MAPLETON 1	0221	WELBY NEW TECHNOLOGY	286	131	27	128	158	45.80%	9.44%	55.24%	
0010	MAPLETON 1	0263	GLOBAL LEADERSHIP ACADEMY	353	233	35	84	268	66.01%	9.92%	75.92%	
0010	MAPLETON 1	0309	SKYVIEW ACADEMY HIGH SCHOOL	328	132	22	174	154	40.24%	6.71%	46.95%	
0010	MAPLETON 1	0311	MAPLETON PREPARATORY HIGH SCHOOL	87	35	7	45	42	40.23%	8.05%	48.28%	
0010	MAPLETON 1	0501	MONTEREY COMMUNITY SCHOOL	397	232	38	127	270	58.44%	9.57%	68.01%	
0010	MAPLETON 1	0502	MEADOW COMMUNITY SCHOOL	403	219	44	140	263	54.34%	10.92%	65.26%	
0010	MAPLETON 1	0503	YORK INTERNATIONAL	559	254	78	226	332	45.44%	13.95%	59.39%	
0010	MAPLETON 1	0504	HIGHLAND MONTESSORI SCHOOL	115	47	9	59	56	40.87%	7.83%	48.70%	
0010	MAPLETON 1	0505	ACHIEVE ACADEMY	385	245	41	99	286	63.64%	10.65%	74.29%	
0010	MAPLETON 1	0506	EXPLORE ELEMENTARY	318	144	48	125	192	45.28%	15.09%	60.38%	
0010	MAPLETON 1	0507	ADVENTURE ELEMENTARY	274	178	39	56	217	64.96%	14.23%	79.20%	
0010	MAPLETON 1	0508	ENRICHMENT ACADEMY	232	181	24	25	205	78.02%	10.34%	88.36%	
0010	MAPLETON 1	0509	CLAYTON PARTNERSHIP SCHOOL	399	220	52	127	272	55.14%	13.03%	68.17%	
0010	MAPLETON 1	5539	MAPLETON EARLY LEARNING CENTER	35	16	2	1	18	45.71%	5.71%	51.43%	
0010	MAPLETON 1	9036	VALLEY VIEW ELEMENTARY	429	195	54	180	249	45.45%	12.59%	58.04%	
<b>0010</b>	<b>MAPLETON 1</b>		<b>DISTRICT TOTAL</b>	<b>5,186</b>	<b>2,724</b>	<b>572</b>	<b>1,868</b>	<b>3,296</b>	<b>52.53%</b>	<b>11.03%</b>	<b>63.56%</b>	
0020	ADAMS 12 FIVE STAR SCHOOLS	0000	NOT IN A SCHOOL	6	3	0	3	3	50%	0%	50%	
0020	ADAMS 12 FIVE STAR SCHOOLS	0014	GLACIER PEAK ELEMENTARY SCHOOL	584	95	34	455	129	16.27%	5.82%	22.09%	
0020	ADAMS 12 FIVE STAR SCHOOLS	0015	ACADEMY OF CHARTER SCHOOLS	1,157	110	89	958	199	9.51%	7.69%	17.20%	
0020	ADAMS 12 FIVE STAR SCHOOLS	0057	ROCKY TOP MIDDLE SCHOOL	982	72	31	879	103	7.33%	3.16%	10.49%	
0020	ADAMS 12 FIVE STAR SCHOOLS	0059	MERIDIAN ELEMENTARY SCHOOL	606	21	3	582	24	3.47%	0.50%	3.96%	
0020	ADAMS 12 FIVE STAR SCHOOLS	0210	VANTAGE POINT	260	84	15	161	99	32.31%	5.77%	38.08%	
0020	ADAMS 12 FIVE STAR SCHOOLS	0301	ARAPAHOE RIDGE ELEMENTARY SCHOOL	644	108	22	514	130	16.77%	3.42%	20.19%	
0020	ADAMS 12 FIVE STAR SCHOOLS	1388	CENTENNIAL ELEMENTARY SCHOOL	513	149	61	302	210	29.04%	11.89%	40.94%	
0020	ADAMS 12 FIVE STAR SCHOOLS	1480	CENTURY MIDDLE SCHOOL	963	112	42	809	154	11.63%	4.36%	15.99%	
0020	ADAMS 12 FIVE STAR SCHOOLS	1519	STARGATE CHARTER SCHOOL	610	26	10	574	36	4.26%	1.64%	5.90%	
0020	ADAMS 12 FIVE STAR SCHOOLS	1752	COLORADO VIRTUAL ACADEMY (COVA)	3,341	219	115	3,005	334	6.55%	3.44%	10%	
0020	ADAMS 12 FIVE STAR SCHOOLS	1878	CORONADO HILLS ELEMENTARY SCHOOL	509	391	52	66	443	76.82%	10.22%	87.03%	
0020	ADAMS 12 FIVE STAR SCHOOLS	1914	COTTON CREEK ELEMENTARY SCHOOL	620	88	29	503	117	14.19%	4.68%	18.87%	
0020	ADAMS 12 FIVE STAR SCHOOLS	1937	COYOTE RIDGE ELEMENTARY SCHOOL	501	17	9	475	26	3.39%	1.80%	5.19%	
0020	ADAMS 12 FIVE STAR SCHOOLS	2031	CROSSROAD ALTERNATIVE SCHOOL	52	27	7	18	34	51.92%	13.46%	65.38%	
0020	ADAMS 12 FIVE STAR SCHOOLS	2361	EAGLEVIEW ELEMENTARY SCHOOL	652	68	23	561	91	10.43%	3.53%	13.96%	
0020	ADAMS 12 FIVE STAR SCHOOLS	2410	TARVER ELEMENTARY SCHOOL	538	35	13	490	48	6.51%	2.42%	8.92%	
0020	ADAMS 12 FIVE STAR SCHOOLS	2576	CHERRY DRIVE ELEMENTARY SCHOOL	563	107	41	415	148	19.01%	7.28%	26.29%	
0020	ADAMS 12 FIVE STAR SCHOOLS	2578	SKYVIEW ELEMENTARY SCHOOL	555	79	48	428	127	14.23%	8.65%	22.88%	
0020	ADAMS 12 FIVE STAR SCHOOLS	2580	HUNTERS GLEN ELEMENTARY SCHOOL	673	62	19	592	81	9.21%	2.82%	12.04%	
0020	ADAMS 12 FIVE STAR SCHOOLS	2582	ROCKY MOUNTAIN ELEMENTARY SCHOOL	491	265	43	183	308	53.97%	8.76%	62.73%	
0020	ADAMS 12 FIVE STAR SCHOOLS	2584	RIVERDALE ELEMENTARY SCHOOL	450	95	45	310	140	21.11%	10%	31.11%	
0020	ADAMS 12 FIVE STAR SCHOOLS	2918	FEDERAL HEIGHTS ELEMENTARY SCHOOL	581	450	62	69	512	77.45%	10.67%	88.12%	
0020	ADAMS 12 FIVE STAR SCHOOLS	4000	HILLCREST ELEMENTARY SCHOOL	415	198	48	169	246	47.71%	11.57%	59.28%	
0020	ADAMS 12 FIVE STAR SCHOOLS	4108	HORIZON HIGH SCHOOL	2,079	145	45	1,889	190	6.97%	2.16%	9.14%	
0020	ADAMS 12 FIVE STAR SCHOOLS	4172	HULSTROM ELEMENTARY SCHOOL	606	26	23	557	49	4.29%	3.80%	8.09%	
0020	ADAMS 12 FIVE STAR SCHOOLS	4187	SILVER HILLS MIDDLE SCHOOL	997	234	76	687	310	23.47%	7.62%	31.09%	
0020	ADAMS 12 FIVE STAR SCHOOLS	5043	LEGACY HIGH SCHOOL	1,918	156	75	1,679	231	8.13%	3.91%	12.04%	
0020	ADAMS 12 FIVE STAR SCHOOLS	5058	LEROY DRIVE ELEMENTARY SCHOOL	435	200	49	186	249	45.98%	11.26%	57.24%	
0020	ADAMS 12 FIVE STAR SCHOOLS	5418	MALLEY DRIVE ELEMENTARY SCHOOL	468	209	62	197	271	44.66%	13.25%	57.91%	
0020	ADAMS 12 FIVE STAR SCHOOLS	5706	MC ELWAIN ELEMENTARY SCHOOL	428	344	32	52	376	80.37%	7.48%	87.85%	
0020	ADAMS 12 FIVE STAR SCHOOLS	5814	THORNTON MIDDLE SCHOOL	689	479	78	132	557	69.52%	11.32%	80.84%	
0020	ADAMS 12 FIVE STAR SCHOOLS	5816	THORNTON HIGH SCHOOL	1,990	558	96	1,336	654	28.04%	4.82%	32.86%	

**COLORADO DEPARTMENT OF EDUCATION**  
**FALL 2007 K-12 FREE AND REDUCED LUNCH BY DISTRICT AND SCHOOL**

District Code	District Name	School Code	School Name	K-12	FREE	REDUCE		FREE AND		REDUCED % Free	% Reduced	% FRED
						D	Not Eligible	REDUCED	% Free			
0020	ADAMS 12 FIVE STAR SCHOOLS	6060	MOUNTAIN RANGE HIGH SCHOOL	1,443	196	96	1,151	292	13.58%	6.65%	20.24%	
0020	ADAMS 12 FIVE STAR SCHOOLS	6150	MOUNTAIN VIEW ELEMENTARY SCHOOL	614	76	28	491	104	12.38%	4.56%	16.94%	
0020	ADAMS 12 FIVE STAR SCHOOLS	6261	NEW AMERICA SCHOOL	255	92	21	142	113	36.08%	8.24%	44.31%	
0020	ADAMS 12 FIVE STAR SCHOOLS	6342	SHADOW RIDGE MIDDLE SCHOOL	1,099	201	94	804	295	18.29%	8.55%	26.84%	
0020	ADAMS 12 FIVE STAR SCHOOLS	6355	NORTH MOR ELEMENTARY SCHOOL	390	233	42	115	275	59.74%	10.77%	70.51%	
0020	ADAMS 12 FIVE STAR SCHOOLS	6376	NORTH STAR ELEMENTARY SCHOOL	494	365	47	82	412	73.89%	9.51%	83.40%	
0020	ADAMS 12 FIVE STAR SCHOOLS	6398	NORTHGLENN MIDDLE SCHOOL	704	310	75	319	385	44.03%	10.65%	54.69%	
0020	ADAMS 12 FIVE STAR SCHOOLS	6402	NORTHGLENN HIGH SCHOOL	2,042	405	85	1,551	490	19.83%	4.16%	24%	
0020	ADAMS 12 FIVE STAR SCHOOLS	6830	NIVER CREEK MIDDLE SCHOOL	707	500	65	142	565	70.72%	9.19%	79.92%	
0020	ADAMS 12 FIVE STAR SCHOOLS	7155	PRAIRIE HILLS ELEMENTARY SCHOOL	480	28	18	434	46	5.83%	3.75%	9.58%	
0020	ADAMS 12 FIVE STAR SCHOOLS	7795	SILVER CREEK ELEMENTARY	637	21	6	610	27	3.30%	0.94%	4.24%	
0020	ADAMS 12 FIVE STAR SCHOOLS	8225	STELLAR ELEMENTARY SCHOOL	586	140	44	402	184	23.89%	7.51%	31.40%	
0020	ADAMS 12 FIVE STAR SCHOOLS	8361	STUKEY ELEMENTARY SCHOOL	465	239	65	161	304	51.40%	13.98%	65.38%	
0020	ADAMS 12 FIVE STAR SCHOOLS	8842	THORNTON ELEMENTARY SCHOOL	487	307	59	121	366	63.04%	12.11%	75.15%	
0020	ADAMS 12 FIVE STAR SCHOOLS	9444	WESTLAKE MIDDLE SCHOOL	883	140	53	684	193	15.86%	6%	21.86%	
0020	ADAMS 12 FIVE STAR SCHOOLS	9494	WESTVIEW ELEMENTARY SCHOOL	502	174	54	274	228	34.66%	10.76%	45.42%	
0020	ADAMS 12 FIVE STAR SCHOOLS	9682	WOODGLEN ELEMENTARY SCHOOL	468	99	43	326	142	21.15%	9.19%	30.34%	
<b>0020</b>	<b>ADAMS 12 FIVE STAR SCHOOLS</b>		<b>DISTRICT TOTAL</b>	<b>38,132</b>	<b>8,758</b>	<b>2,292</b>	<b>27,045</b>	<b>11,050</b>	<b>22.97%</b>	<b>6.01%</b>	<b>28.98%</b>	
0030	ADAMS COUNTY 14	0020	ADAMS CITY MIDDLE SCHOOL	611	471	54	86	525	77.09%	8.84%	85.92%	
0030	ADAMS COUNTY 14	0022	LESTER R ARNOLD HIGH SCHOOL	213	94	10	99	104	44.13%	4.69%	48.83%	
0030	ADAMS COUNTY 14	0024	ADAMS CITY HIGH SCHOOL	1,428	901	158	332	1,059	63.10%	11.06%	74.16%	
0030	ADAMS COUNTY 14	0124	ACSD 14 CHILD CARE CENTER	72	42	3	27	45	58.33%	4.17%	62.50%	
0030	ADAMS COUNTY 14	0186	ALSUP ELEMENTARY SCHOOL	505	392	46	67	438	77.62%	9.11%	86.73%	
0030	ADAMS COUNTY 14	1426	CENTRAL ELEMENTARY SCHOOL	529	390	59	80	449	73.72%	11.15%	84.88%	
0030	ADAMS COUNTY 14	1882	COMMUNITY LEADERSHIP ACADEMY	435	287	85	62	372	65.98%	19.54%	85.52%	
0030	ADAMS COUNTY 14	2308	DUPONT ELEMENTARY SCHOOL	519	388	53	78	441	74.76%	10.21%	84.97%	
0030	ADAMS COUNTY 14	4516	KEARNEY MIDDLE SCHOOL	543	415	58	67	473	76.43%	10.68%	87.11%	
0030	ADAMS COUNTY 14	4536	KEMP ELEMENTARY SCHOOL	327	252	32	43	284	77.06%	9.79%	86.85%	
0030	ADAMS COUNTY 14	5982	MONACO ELEMENTARY SCHOOL	405	353	22	30	375	87.16%	5.43%	92.59%	
0030	ADAMS COUNTY 14	6534	HANSON ELEMENTARY SCHOOL	394	315	32	47	347	79.95%	8.12%	88.07%	
0030	ADAMS COUNTY 14	7500	ROSE HILL ELEMENTARY SCHOOL	389	305	50	34	355	78.41%	12.85%	91.26%	
<b>0030</b>	<b>ADAMS COUNTY 14</b>		<b>DISTRICT TOTAL</b>	<b>6,370</b>	<b>4,605</b>	<b>662</b>	<b>1,052</b>	<b>5,267</b>	<b>72.29%</b>	<b>10.39%</b>	<b>82.68%</b>	
0040	BRIGHTON 27J	0700	BELLE CREEK CHARTER SCHOOL	650	121	58	471	179	18.62%	8.92%	27.54%	
0040	BRIGHTON 27J	1021	BRIGHTON HERITAGE ACADEMY	288	57	4	196	61	19.79%	1.39%	21.18%	
0040	BRIGHTON 27J	1022	BRIGHTON HIGH SCHOOL	1,502	52	0	1,441	52	3.46%	0%	3.46%	
0040	BRIGHTON 27J	1027	BRIGHTON COLLEGIATE HIGH SCHOOL	306	32	11	262	43	10.46%	3.59%	14.05%	
0040	BRIGHTON 27J	1052	BROMLEY EAST CHARTER SCHOOL	810	80	44	686	124	9.88%	5.43%	15.31%	
0040	BRIGHTON 27J	3900	HENDERSON ELEMENTARY SCHOOL	394	110	26	257	136	27.92%	6.60%	34.52%	
0040	BRIGHTON 27J	4950	LANDMARK ACADEMY AT REUNION	406	24	11	370	35	5.91%	2.71%	8.62%	
0040	BRIGHTON 27J	5615	MARY E PENNOCK K-8 ELEMENTARY SCHOOL	861	167	52	642	219	19.40%	6.04%	25.44%	
0040	BRIGHTON 27J	6294	NORTH ELEMENTARY SCHOOL	379	252	30	97	282	66.49%	7.92%	74.41%	
0040	BRIGHTON 27J	6395	NORTHEAST ELEMENTARY SCHOOL	587	226	48	313	274	38.50%	8.18%	46.68%	
0040	BRIGHTON 27J	6638	OVERLAND TRAIL MIDDLE SCHOOL	589	215	42	332	257	36.50%	7.13%	43.63%	
0040	BRIGHTON 27J	7129	PRAIRIE VIEW	1,718	377	137	1,197	514	21.94%	7.97%	29.92%	
0040	BRIGHTON 27J	7714	SECOND CREEK K-8 ELEMENTARY SCHOOL	767	164	56	546	220	21.38%	7.30%	28.68%	
0040	BRIGHTON 27J	8032	JOHN W THIMMIG ELEMENTARY SCHOOL	874	190	67	617	257	21.74%	7.67%	29.41%	
0040	BRIGHTON 27J	8060	SOUTH ELEMENTARY SCHOOL	521	272	38	211	310	52.21%	7.29%	59.50%	
0040	BRIGHTON 27J	8130	SOUTHEAST ELEMENTARY SCHOOL	610	171	56	383	227	28.03%	9.18%	37.21%	
0040	BRIGHTON 27J	9230	VIKAN MIDDLE SCHOOL	501	194	37	267	231	38.72%	7.39%	46.11%	
0040	BRIGHTON 27J	9426	WEST RIDGE ELEMENTARY	453	38	19	395	57	8.39%	4.19%	12.58%	
<b>0040</b>	<b>BRIGHTON 27J</b>		<b>DISTRICT TOTAL</b>	<b>12,216</b>	<b>2,742</b>	<b>736</b>	<b>8,683</b>	<b>3,478</b>	<b>22.45%</b>	<b>6.02%</b>	<b>28.47%</b>	

**COLORADO DEPARTMENT OF EDUCATION**  
**FALL 2007 K-12 FREE AND REDUCED LUNCH BY DISTRICT AND SCHOOL**


District Code	District Name	School Code	School Name	K-12	FREE	REDUCE		Not Eligible	FREE AND		
						D	Eligible		REDUCED % Free	% Reduced	% FRED
0050	BENNETT 29J	0770	BENNETT ELEMENTARY SCHOOL	385	67	52	266	119	17.40%	13.51%	30.91%
0050	BENNETT 29J	0774	BENNETT MIDDLE SCHOOL	217	38	26	153	64	17.51%	11.98%	29.49%
0050	BENNETT 29J	0775	BENNETT HIGH SCHOOL	359	43	38	278	81	11.98%	10.58%	22.56%
0050	BENNETT 29J	1889	CORRIDOR COMMUNITY ACADEMY	128	0	1	127	1	0%	0.78%	0.78%
<b>0050</b>	<b>BENNETT 29J</b>		<b>DISTRICT TOTAL</b>	<b>1,089</b>	<b>148</b>	<b>117</b>	<b>824</b>	<b>265</b>	<b>13.59%</b>	<b>10.74%</b>	<b>24.33%</b>
0060	STRASBURG 31J	7133	PRAIRIE CREEKS CHARTER SCHOOL	6	0	2	4	2	0%	33.33%	33.33%
0060	STRASBURG 31J	8328	STRASBURG ELEMENTARY SCHOOL	416	40	47	329	87	9.62%	11.30%	20.91%
0060	STRASBURG 31J	8332	HEMPHILL MIDDLE SCHOOL	228	22	17	189	39	9.65%	7.46%	17.11%
0060	STRASBURG 31J	8334	STRASBURG HIGH SCHOOL	283	16	14	253	30	5.65%	4.95%	10.60%
<b>0060</b>	<b>STRASBURG 31J</b>		<b>DISTRICT TOTAL</b>	<b>933</b>	<b>78</b>	<b>80</b>	<b>775</b>	<b>158</b>	<b>8.36%</b>	<b>8.57%</b>	<b>16.93%</b>
0070	WESTMINSTER 50	0496	BAKER ELEMENTARY SCHOOL	328	249	34	45	283	75.91%	10.37%	86.28%
0070	WESTMINSTER 50	0788	BERKELEY GARDENS ELEMENTARY SCHOOL	288	225	29	34	254	78.13%	10.07%	88.19%
0070	WESTMINSTER 50	1622	CLARA E. METZ ELEMENTARY SCHOOL	425	297	53	75	350	69.88%	12.47%	82.35%
0070	WESTMINSTER 50	1666	CLEAR LAKE MIDDLE SCHOOL	733	502	92	138	594	68.49%	12.55%	81.04%
0070	WESTMINSTER 50	2035	CROWN POINTE CHARTER ACADEMY	282	58	32	186	90	20.57%	11.35%	31.91%
0070	WESTMINSTER 50	2876	FAIRVIEW ELEMENTARY SCHOOL	317	245	29	43	274	77.29%	9.15%	86.44%
0070	WESTMINSTER 50	3144	FRANCIS M. DAY ELEMENTARY SCHOOL	298	221	34	43	255	74.16%	11.41%	85.57%
0070	WESTMINSTER 50	3649	GREGORY HILL PRESCHOOL	40	23	7	10	30	57.50%	17.50%	75%
0070	WESTMINSTER 50	3792	HARRIS PARK ELEMENTARY SCHOOL	438	291	54	93	345	66.44%	12.33%	78.77%
0070	WESTMINSTER 50	3931	HIDDEN LAKE HIGH SCHOOL	161	100	16	44	116	62.11%	9.94%	72.05%
0070	WESTMINSTER 50	4326	IVER C. RANUM HIGH SCHOOL	1,309	617	143	548	760	47.14%	10.92%	58.06%
0070	WESTMINSTER 50	5388	M. SCOTT CARPENTER MIDDLE SCHOOL	678	507	76	95	583	74.78%	11.21%	85.99%
0070	WESTMINSTER 50	5834	MESA ELEMENTARY SCHOOL	452	281	67	100	348	62.17%	14.82%	76.99%
0070	WESTMINSTER 50	7810	FLYNN ELEMENTARY SCHOOL	373	175	55	143	230	46.92%	14.75%	61.66%
0070	WESTMINSTER 50	7812	SHAW HEIGHTS MIDDLE SCHOOL	742	349	114	278	463	47.04%	15.36%	62.40%
0070	WESTMINSTER 50	7860	SHERRELWOOD ELEMENTARY SCHOOL	291	202	32	57	234	69.42%	11%	80.41%
0070	WESTMINSTER 50	7952	SKYLINE VISTA ELEMENTARY SCHOOL	364	290	49	25	339	79.67%	13.46%	93.13%
0070	WESTMINSTER 50	8406	SUNSET RIDGE ELEMENTARY SCHOOL	365	213	46	106	259	58.36%	12.60%	70.96%
0070	WESTMINSTER 50	8798	TENNYSON KNOLLS ELEMENTARY SCHOOL	336	227	39	70	266	67.56%	11.61%	79.17%
0070	WESTMINSTER 50	9462	WESTMINSTER ELEMENTARY SCHOOL	279	185	23	71	208	66.31%	8.24%	74.55%
0070	WESTMINSTER 50	9466	WESTMINSTER HIGH SCHOOL	1,092	584	114	383	698	53.48%	10.44%	63.92%
<b>0070</b>	<b>WESTMINSTER 50</b>		<b>DISTRICT TOTAL</b>	<b>9,591</b>	<b>5,841</b>	<b>1,138</b>	<b>2,587</b>	<b>6,979</b>	<b>60.90%</b>	<b>11.87%</b>	<b>72.77%</b>
0100	ALAMOSA RE-11J	0114	ORTEGA MIDDLE SCHOOL	478	236	62	178	298	49.37%	12.97%	62.34%
0100	ALAMOSA RE-11J	0118	ALAMOSA HIGH SCHOOL	606	227	61	314	288	37.46%	10.07%	47.52%
0100	ALAMOSA RE-11J	0119	ALAMOSA OPEN SCHOOL	55	27	6	22	33	49.09%	10.91%	60%
0100	ALAMOSA RE-11J	0944	BOYD ELEMENTARY SCHOOL	319	202	34	82	236	63.32%	10.66%	73.98%
0100	ALAMOSA RE-11J	2402	POLSTON ELEMENTARY SCHOOL	341	206	55	77	261	60.41%	16.13%	76.54%
0100	ALAMOSA RE-11J	2818	EVANS ELEMENTARY SCHOOL	348	182	54	108	236	52.30%	15.52%	67.82%
<b>0100</b>	<b>ALAMOSA RE-11J</b>		<b>DISTRICT TOTAL</b>	<b>2,147</b>	<b>1,080</b>	<b>272</b>	<b>781</b>	<b>1,352</b>	<b>50.30%</b>	<b>12.67%</b>	<b>62.97%</b>
0110	SANGRE DE CRISTO RE-22J	7626	SANGRE DE CRISTO ELEMENTARY SCHOOL	159	58	39	62	97	36.48%	24.53%	61.01%
0110	SANGRE DE CRISTO RE-22J	7630	SANGRE DE CRISTO UNDIVIDED HIGH SCHOOL	156	51	25	80	76	32.69%	16.03%	48.72%
<b>0110</b>	<b>SANGRE DE CRISTO RE-22J</b>		<b>DISTRICT TOTAL</b>	<b>315</b>	<b>109</b>	<b>64</b>	<b>142</b>	<b>173</b>	<b>34.60%</b>	<b>20.32%</b>	<b>54.92%</b>
0120	ENGLEWOOD 1	0206	COLORADO'S FINEST ALTERNATIVE HIGH SCHOOL	540	144	11	380	155	26.67%	2.04%	28.70%
0120	ENGLEWOOD 1	1514	CHARLES HAY ELEMENTARY SCHOOL	209	72	15	122	87	34.45%	7.18%	41.63%
0120	ENGLEWOOD 1	1556	CHERRELYN ELEMENTARY SCHOOL	259	112	27	120	139	43.24%	10.42%	53.67%
0120	ENGLEWOOD 1	1652	CLAYTON ELEMENTARY SCHOOL	352	159	40	153	199	45.17%	11.36%	56.53%
0120	ENGLEWOOD 1	2746	ENGLEWOOD HIGH SCHOOL	818	221	27	556	248	27.02%	3.30%	30.32%
0120	ENGLEWOOD 1	2750	ENGLEWOOD LEADERSHIP ACADEMY	58	8	3	46	11	13.79%	5.17%	18.97%
0120	ENGLEWOOD 1	2752	ENGLEWOOD MIDDLE SCHOOL	520	208	44	265	252	40%	8.46%	48.46%
0120	ENGLEWOOD 1	5398	MADDOX ELEMENTARY SCHOOL	235	131	20	84	151	55.74%	8.51%	64.26%
0120	ENGLEWOOD 1	9620	WM E BISHOP ELEMENTARY SCHOOL	233	166	20	45	186	71.24%	8.58%	79.83%

**COLORADO DEPARTMENT OF EDUCATION**  
**FALL 2007 K-12 FREE AND REDUCED LUNCH BY DISTRICT AND SCHOOL**

District Code	District Name	School Code	School Name	K-12	FREE	REDUCE		FREE AND		% Free	% Reduced	% FRED
						D	Not Eligible	REDUCED	% Free			
<b>0120</b>	<b>ENGLEWOOD 1</b>		<b>DISTRICT TOTAL</b>	<b>3,224</b>	<b>1,221</b>	<b>207</b>	<b>1,771</b>	<b>1,428</b>	<b>37.87%</b>	<b>6.42%</b>	<b>44.29%</b>	
0123	SHERIDAN 2	0138	ALICE TERRY ELEMENTARY SCHOOL	358	295	26	37	321	82.40%	7.26%	89.66%	
0123	SHERIDAN 2	3054	FORT LOGAN ELEMENTARY SCHOOL	272	214	27	31	241	78.68%	9.93%	88.60%	
0123	SHERIDAN 2	7837	SHERIDAN MIDDLE SCHOOL	337	246	43	48	289	73%	12.76%	85.76%	
0123	SHERIDAN 2	7842	SHERIDAN HIGH SCHOOL	416	239	40	137	279	57.45%	9.62%	67.07%	
<b>0123</b>	<b>SHERIDAN 2</b>		<b>DISTRICT TOTAL</b>	<b>1,383</b>	<b>994</b>	<b>136</b>	<b>253</b>	<b>1,130</b>	<b>71.87%</b>	<b>9.83%</b>	<b>81.71%</b>	
0130	CHERRY CREEK 5	0000	NOT IN A SCHOOL	17	0	0	17	0	0%	0%	0%	
0130	CHERRY CREEK 5	0016	FOX HOLLOW ELEMENTARY SCHOOL	770	27	28	715	55	3.51%	3.64%	7.14%	
0130	CHERRY CREEK 5	0018	LIBERTY MIDDLE SCHOOL	1,232	83	58	1,091	141	6.74%	4.71%	11.44%	
0130	CHERRY CREEK 5	0141	SKY VISTA MIDDLE SCHOOL	849	73	61	715	134	8.60%	7.18%	15.78%	
0130	CHERRY CREEK 5	0242	ANTELOPE RIDGE ELEMENTARY SCHOOL	745	72	28	645	100	9.66%	3.76%	13.42%	
0130	CHERRY CREEK 5	0243	COYOTE HILLS ELEMENTARY SCHOOL	490	5	7	478	12	1.02%	1.43%	2.45%	
0130	CHERRY CREEK 5	0348	ARROWHEAD ELEMENTARY SCHOOL	642	110	60	472	170	17.13%	9.35%	26.48%	
0130	CHERRY CREEK 5	0442	ASPEN CROSSING ELEMENTARY SCHOOL	404	38	29	337	67	9.41%	7.18%	16.58%	
0130	CHERRY CREEK 5	0714	BELLEVUE ELEMENTARY SCHOOL	568	15	14	539	29	2.64%	2.46%	5.11%	
0130	CHERRY CREEK 5	1155	BUFFALO TRAIL ELEMENTARY SCHOOL	372	33	14	325	47	8.87%	3.76%	12.63%	
0130	CHERRY CREEK 5	1273	CANYON CREEK ELEMENTARY SCHOOL	716	69	39	608	108	9.64%	5.45%	15.08%	
0130	CHERRY CREEK 5	1510	CHALLENGE SCHOOL	534	4	6	524	10	0.75%	1.12%	1.87%	
0130	CHERRY CREEK 5	1551	CHEROKEE TRAIL HIGH SCHOOL	1,927	119	77	1,728	196	6.18%	4%	10.17%	
0130	CHERRY CREEK 5	1566	CAMPUS MIDDLE SCHOOL	1,370	62	48	1,259	110	4.53%	3.50%	8.03%	
0130	CHERRY CREEK 5	1568	WEST MIDDLE SCHOOL	1,191	125	35	1,030	160	10.50%	2.94%	13.43%	
0130	CHERRY CREEK 5	1570	CHERRY CREEK HIGH SCHOOL	3,719	157	58	3,498	215	4.22%	1.56%	5.78%	
0130	CHERRY CREEK 5	1571	CHERRY CREEK CHARTER ACADEMY	454	0	0	454	0	0%	0%	0%	
0130	CHERRY CREEK 5	1572	HIGH PLAINS ELEMENTARY SCHOOL	436	69	24	343	93	15.83%	5.50%	21.33%	
0130	CHERRY CREEK 5	1574	CHERRY HILLS VILLAGE ELEMENTARY SCHOOL	541	8	3	530	11	1.48%	0.55%	2.03%	
0130	CHERRY CREEK 5	1614	CIMARRON ELEMENTARY SCHOOL	539	175	60	304	235	32.47%	11.13%	43.60%	
0130	CHERRY CREEK 5	1916	COTTONWOOD CREEK ELEMENTARY SCHOOL	599	13	9	577	22	2.17%	1.50%	3.67%	
0130	CHERRY CREEK 5	1970	CREEKSIDE ELEMENTARY SCHOOL	638	26	12	600	38	4.08%	1.88%	5.96%	
0130	CHERRY CREEK 5	2094	DAKOTA VALLEY ELEMENTARY SCHOOL	817	59	46	712	105	7.22%	5.63%	12.85%	
0130	CHERRY CREEK 5	2292	DRY CREEK ELEMENTARY SCHOOL	391	21	21	349	42	5.37%	5.37%	10.74%	
0130	CHERRY CREEK 5	2357	EAGLECREST HIGH SCHOOL	2,445	315	192	1,934	507	12.88%	7.85%	20.74%	
0130	CHERRY CREEK 5	2428	EASTRIDGE COMMUNITY ELEMENTARY SCHOOL	800	394	116	284	510	49.25%	14.50%	63.75%	
0130	CHERRY CREEK 5	2897	FALCON CREEK MIDDLE SCHOOL	1,138	112	58	968	170	9.84%	5.10%	14.94%	
0130	CHERRY CREEK 5	3589	GRANDVIEW HIGH SCHOOL	2,750	193	121	2,435	314	7.02%	4.40%	11.42%	
0130	CHERRY CREEK 5	3648	GREENWOOD ELEMENTARY SCHOOL	417	12	4	401	16	2.88%	0.96%	3.84%	
0130	CHERRY CREEK 5	3926	HERITAGE ELEMENTARY SCHOOL	257	14	4	239	18	5.45%	1.56%	7%	
0130	CHERRY CREEK 5	3988	HIGHLINE COMMUNITY ELEMENTARY SCHOOL	587	334	91	162	425	56.90%	15.50%	72.40%	
0130	CHERRY CREEK 5	4062	HOLLY HILLS ELEMENTARY SCHOOL	524	273	58	192	331	52.10%	11.07%	63.17%	
0130	CHERRY CREEK 5	4078	HOMESTEAD ELEMENTARY SCHOOL	529	16	9	504	25	3.02%	1.70%	4.73%	
0130	CHERRY CREEK 5	4100	HORIZON MIDDLE SCHOOL	1,151	283	144	724	427	24.59%	12.51%	37.10%	
0130	CHERRY CREEK 5	4276	INDEPENDENCE ELEMENTARY SCHOOL	496	147	57	292	204	29.64%	11.49%	41.13%	
0130	CHERRY CREEK 5	4280	INDIAN RIDGE ELEMENTARY SCHOOL	597	18	14	565	32	3.02%	2.35%	5.36%	
0130	CHERRY CREEK 5	4975	LAREDO MIDDLE SCHOOL	1,248	220	145	883	365	17.63%	11.62%	29.25%	
0130	CHERRY CREEK 5	5744	MEADOW POINT ELEMENTARY SCHOOL	559	137	76	346	213	24.51%	13.60%	38.10%	
0130	CHERRY CREEK 5	5934	MISSION VIEJO ELEMENTARY SCHOOL	688	144	84	460	228	20.93%	12.21%	33.14%	
0130	CHERRY CREEK 5	6625	OVERLAND HIGH SCHOOL	2,135	680	266	1,180	946	31.85%	12.46%	44.31%	
0130	CHERRY CREEK 5	6820	PEAKVIEW ELEMENTARY SCHOOL	632	56	29	547	85	8.86%	4.59%	13.45%	
0130	CHERRY CREEK 5	7102	POLTON COMMUNITY ELEMENTARY SCHOOL	433	116	45	272	161	26.79%	10.39%	37.18%	
0130	CHERRY CREEK 5	7116	PONDEROSA ELEMENTARY SCHOOL	592	260	71	261	331	43.92%	11.99%	55.91%	
0130	CHERRY CREEK 5	7158	PRAIRIE MIDDLE SCHOOL	1,589	713	236	638	949	44.87%	14.85%	59.72%	
0130	CHERRY CREEK 5	7277	RED HAWK RIDGE ELEMENTARY SCHOOL	563	128	79	356	207	22.74%	14.03%	36.77%	

**COLORADO DEPARTMENT OF EDUCATION**  
**FALL 2007 K-12 FREE AND REDUCED LUNCH BY DISTRICT AND SCHOOL**

District Code	District Name	School Code	School Name	K-12	FREE	REDUCE		FREE AND		% Free	% Reduced	% FRED
						D	Not Eligible	REDUCED	% Free			
0130	CHERRY CREEK 5	7476	ROLLING HILLS ELEMENTARY SCHOOL	781	24	23	734	47	3.07%	2.94%	6.02%	
0130	CHERRY CREEK 5	7559	SAGEBRUSH ELEMENTARY SCHOOL	599	116	73	410	189	19.37%	12.19%	31.55%	
0130	CHERRY CREEK 5	8020	SMOKY HILL HIGH SCHOOL	2,498	324	214	1,954	538	12.97%	8.57%	21.54%	
0130	CHERRY CREEK 5	8380	SUMMIT ELEMENTARY SCHOOL	522	86	54	382	140	16.48%	10.34%	26.82%	
0130	CHERRY CREEK 5	8394	SUNRISE ELEMENTARY SCHOOL	677	163	85	429	248	24.08%	12.56%	36.63%	
0130	CHERRY CREEK 5	8848	THUNDER RIDGE MIDDLE SCHOOL	1,181	124	83	974	207	10.50%	7.03%	17.53%	
0130	CHERRY CREEK 5	8850	TIMBERLINE ELEMENTARY SCHOOL	641	48	31	562	79	7.49%	4.84%	12.32%	
0130	CHERRY CREEK 5	8887	TRAILS WEST ELEMENTARY SCHOOL	541	73	22	446	95	13.49%	4.07%	17.56%	
0130	CHERRY CREEK 5	9108	VILLAGE EAST COMMUNITY ELEMENTARY SCHOOL	663	310	116	237	426	46.76%	17.50%	64.25%	
0130	CHERRY CREEK 5	9200	WALNUT HILLS COMMUNITY ELEMENTARY SCHOOL	402	40	17	345	57	9.95%	4.23%	14.18%	
0130	CHERRY CREEK 5	9624	WILLOW CREEK ELEMENTARY SCHOOL	535	14	4	517	18	2.62%	0.75%	3.36%	
<b>0130</b>	<b>CHERRY CREEK 5</b>		<b>DISTRICT TOTAL</b>	<b>49,131</b>	<b>7,250</b>	<b>3,358</b>	<b>38,483</b>	<b>10,608</b>	<b>14.76%</b>	<b>6.83%</b>	<b>21.59%</b>	
0140	LITTLETON 6	0298	ARAPAHOE HIGH SCHOOL	2,220	65	27	2,128	92	2.93%	1.22%	4.14%	
0140	LITTLETON 6	0752	FRANKLIN ELEMENTARY SCHOOL	399	27	9	363	36	6.77%	2.26%	9.02%	
0140	LITTLETON 6	1382	CENTENNIAL ACADEMY OF FINE ARTS EDUCATION	449	148	37	264	185	32.96%	8.24%	41.20%	
0140	LITTLETON 6	2382	EAST ELEMENTARY SCHOOL	256	173	32	51	205	67.58%	12.50%	80.08%	
0140	LITTLETON 6	2804	EUCLID MIDDLE SCHOOL	794	110	48	633	158	13.85%	6.05%	19.90%	
0140	LITTLETON 6	2926	FIELD ELEMENTARY SCHOOL	426	267	36	122	303	62.68%	8.45%	71.13%	
0140	LITTLETON 6	3472	GODDARD MIDDLE SCHOOL	784	183	43	558	226	23.34%	5.48%	28.83%	
0140	LITTLETON 6	3930	HERITAGE HIGH SCHOOL	1,687	88	30	1,569	118	5.22%	1.78%	6.99%	
0140	LITTLETON 6	3950	HIGHLAND ELEMENTARY SCHOOL	348	43	8	294	51	12.36%	2.30%	14.66%	
0140	LITTLETON 6	4316	NEWTON MIDDLE SCHOOL	702	66	22	614	88	9.40%	3.13%	12.54%	
0140	LITTLETON 6	4447	JOHN WESLEY POWELL MIDDLE SCHOOL	914	29	15	870	44	3.17%	1.64%	4.81%	
0140	LITTLETON 6	5088	AMES ELEMENTARY SCHOOL	209	26	29	152	55	12.44%	13.88%	26.32%	
0140	LITTLETON 6	5224	LITTLETON HIGH SCHOOL	1,627	242	54	1,331	296	14.87%	3.32%	18.19%	
0140	LITTLETON 6	5229	LITTLETON ACADEMY	455	0	0	455	0	0%	0%	0%	
0140	LITTLETON 6	5233	LITTLETON PREP CHARTER SCHOOL	492	0	0	492	0	0%	0%	0%	
0140	LITTLETON 6	5236	LOIS LENSKI ELEMENTARY SCHOOL	598	15	6	577	21	2.51%	1%	3.51%	
0140	LITTLETON 6	5572	HOPKINS ELEMENTARY SCHOOL	301	51	21	229	72	16.94%	6.98%	23.92%	
0140	LITTLETON 6	5574	TWAIN ELEMENTARY SCHOOL	365	27	10	328	37	7.40%	2.74%	10.14%	
0140	LITTLETON 6	6814	PEABODY ELEMENTARY SCHOOL	340	50	12	278	62	14.71%	3.53%	18.24%	
0140	LITTLETON 6	7518	RUNYON ELEMENTARY SCHOOL	404	31	17	355	48	7.67%	4.21%	11.88%	
0140	LITTLETON 6	7606	SANDBURG ELEMENTARY SCHOOL	446	27	13	406	40	6.05%	2.91%	8.97%	
0140	LITTLETON 6	8064	MOODY ELEMENTARY SCHOOL	301	90	28	183	118	29.90%	9.30%	39.20%	
0140	LITTLETON 6	9530	WHITMAN ELEMENTARY SCHOOL	271	51	10	209	61	18.82%	3.69%	22.51%	
0140	LITTLETON 6	9600	WILDER ELEMENTARY SCHOOL	609	10	9	589	19	1.64%	1.48%	3.12%	
<b>0140</b>	<b>LITTLETON 6</b>		<b>DISTRICT TOTAL</b>	<b>15,397</b>	<b>1,819</b>	<b>516</b>	<b>13,050</b>	<b>2,335</b>	<b>11.81%</b>	<b>3.35%</b>	<b>15.17%</b>	
0170	DEER TRAIL 26J	2136	DEER TRAIL ELEMENTARY SCHOOL	62	22	2	38	24	35.48%	3.23%	38.71%	
0170	DEER TRAIL 26J	2140	DEER TRAIL JUNIOR-SENIOR HIGH SCHOOL	97	16	3	78	19	16.49%	3.09%	19.59%	
<b>0170</b>	<b>DEER TRAIL 26J</b>		<b>DISTRICT TOTAL</b>	<b>159</b>	<b>38</b>	<b>5</b>	<b>116</b>	<b>43</b>	<b>23.90%</b>	<b>3.14%</b>	<b>27.04%</b>	
0180	ADAMS-ARAPAHOE 28J	0000	NOT IN A SCHOOL	10	0	0	10	0	0%	0%	0%	
0180	ADAMS-ARAPAHOE 28J	0214	ALTURA ELEMENTARY SCHOOL	445	338	36	71	374	75.96%	8.09%	84.04%	
0180	ADAMS-ARAPAHOE 28J	0310	ARKANSAS ELEMENTARY SCHOOL	532	214	55	263	269	40.23%	10.34%	50.56%	
0180	ADAMS-ARAPAHOE 28J	0458	AURORA ACADEMY CHARTER SCHOOL	493	73	41	379	114	14.81%	8.32%	23.12%	
0180	ADAMS-ARAPAHOE 28J	0464	AURORA HILLS MIDDLE SCHOOL	1,063	501	77	485	578	47.13%	7.24%	54.37%	
0180	ADAMS-ARAPAHOE 28J	0465	AURORA FRONTIER K-8	606	144	52	410	196	23.76%	8.58%	32.34%	
0180	ADAMS-ARAPAHOE 28J	0914	BOSTON ELEMENTARY SCHOOL	163	144	8	11	152	88.34%	4.91%	93.25%	
0180	ADAMS-ARAPAHOE 28J	1458	AURORA CENTRAL HIGH SCHOOL	2,247	1,287	154	806	1,441	57.28%	6.85%	64.13%	
0180	ADAMS-ARAPAHOE 28J	1470	CENTURY ELEMENTARY SCHOOL	349	162	41	146	203	46.42%	11.75%	58.17%	
0180	ADAMS-ARAPAHOE 28J	1720	CLYDE MILLER ELEMENTARY SCHOOL	470	273	54	143	327	58.09%	11.49%	69.57%	
0180	ADAMS-ARAPAHOE 28J	1800	COLUMBIA MIDDLE SCHOOL	893	284	84	525	368	31.80%	9.41%	41.21%	



**COLORADO DEPARTMENT OF EDUCATION**  
**FALL 2007 K-12 FREE AND REDUCED LUNCH BY DISTRICT AND SCHOOL**

District Code	District Name	School Code	School Name	K-12	FREE	REDUCE		FREE AND		% Reduced	% FRED
						D	Not Eligible	REDUCED % Free	% Free		
0180	ADAMS-ARAPAHOE 28J	1948	CRAWFORD ELEMENTARY SCHOOL	514	450	25	39	475	87.55%	4.86%	92.41%
0180	ADAMS-ARAPAHOE 28J	2095	DALTON ELEMENTARY SCHOOL	534	149	50	335	199	27.90%	9.36%	37.27%
0180	ADAMS-ARAPAHOE 28J	2114	DARTMOUTH ELEMENTARY SCHOOL	397	135	35	227	170	34.01%	8.82%	42.82%
0180	ADAMS-ARAPAHOE 28J	2384	EAST MIDDLE SCHOOL	901	626	81	194	707	69.48%	8.99%	78.47%
0180	ADAMS-ARAPAHOE 28J	2618	ELKHART ELEMENTARY SCHOOL	636	497	55	84	552	78.14%	8.65%	86.79%
0180	ADAMS-ARAPAHOE 28J	2992	FLETCHER ELEMENTARY SCHOOL	505	416	38	51	454	82.38%	7.52%	89.90%
0180	ADAMS-ARAPAHOE 28J	3272	FULTON ELEMENTARY SCHOOL	496	383	37	76	420	77.22%	7.46%	84.68%
0180	ADAMS-ARAPAHOE 28J	3354	GATEWAY HIGH SCHOOL	1,751	602	131	1,018	733	34.38%	7.48%	41.86%
0180	ADAMS-ARAPAHOE 28J	3471	GLOBAL VILLAGE ACADEMY	226	10	6	210	16	4.42%	2.65%	7.08%
0180	ADAMS-ARAPAHOE 28J	4024	HINKLEY HIGH SCHOOL	1,795	800	154	841	954	44.57%	8.58%	53.15%
0180	ADAMS-ARAPAHOE 28J	4270	IOWA ELEMENTARY SCHOOL	536	255	55	226	310	47.57%	10.26%	57.84%
0180	ADAMS-ARAPAHOE 28J	4426	JEWELL ELEMENTARY SCHOOL	483	186	64	233	250	38.51%	13.25%	51.76%
0180	ADAMS-ARAPAHOE 28J	4646	KENTON ELEMENTARY SCHOOL	520	385	37	98	422	74.04%	7.12%	81.15%
0180	ADAMS-ARAPAHOE 28J	4970	LANSING ELEMENTARY SCHOOL	346	225	42	79	267	65.03%	12.14%	77.17%
0180	ADAMS-ARAPAHOE 28J	4973	LAREDO ELEMENTARY SCHOOL	429	292	42	95	334	68.07%	9.79%	77.86%
0180	ADAMS-ARAPAHOE 28J	5298	LOTUS SCHOOL FOR EXCELLENCE	168	42	3	123	45	25%	1.79%	26.79%
0180	ADAMS-ARAPAHOE 28J	5361	LYN KNOLL ELEMENTARY SCHOOL	276	198	15	63	213	71.74%	5.43%	77.17%
0180	ADAMS-ARAPAHOE 28J	6068	MONTVIEW ELEMENTARY SCHOOL	391	323	30	38	353	82.61%	7.67%	90.28%
0180	ADAMS-ARAPAHOE 28J	6160	MRACHEK MIDDLE SCHOOL	1,148	515	117	516	632	44.86%	10.19%	55.05%
0180	ADAMS-ARAPAHOE 28J	6189	MURPHY CREEK K-8 SCHOOL	578	71	47	460	118	12.28%	8.13%	20.42%
0180	ADAMS-ARAPAHOE 28J	6219	NEW AMERICA SCHOOL	459	242	79	138	321	52.72%	17.21%	69.93%
0180	ADAMS-ARAPAHOE 28J	6310	NORTH MIDDLE SCHOOL	775	559	61	155	620	72.13%	7.87%	80%
0180	ADAMS-ARAPAHOE 28J	6546	OPTIONS SCHOOL	1,085	7	0	1,078	7	0.65%	0%	0.65%
0180	ADAMS-ARAPAHOE 28J	6728	PARIS ELEMENTARY SCHOOL	401	326	12	63	338	81.30%	2.99%	84.29%
0180	ADAMS-ARAPAHOE 28J	6758	PARK LANE ELEMENTARY SCHOOL	346	228	25	93	253	65.90%	7.23%	73.12%
0180	ADAMS-ARAPAHOE 28J	6869	PEORIA ELEMENTARY SCHOOL	461	316	43	102	359	68.55%	9.33%	77.87%
0180	ADAMS-ARAPAHOE 28J	7232	AURORA QUEST ACADEMY	160	17	8	135	25	10.63%	5%	15.63%
0180	ADAMS-ARAPAHOE 28J	7250	RANGEVIEW HIGH SCHOOL	2,245	458	127	1,660	585	20.40%	5.66%	26.06%
0180	ADAMS-ARAPAHOE 28J	7558	SABLE ELEMENTARY SCHOOL	446	322	33	91	355	72.20%	7.40%	79.60%
0180	ADAMS-ARAPAHOE 28J	7865	SIDE CREEK ELEMENTARY SCHOOL	677	142	36	499	178	20.97%	5.32%	26.29%
0180	ADAMS-ARAPAHOE 28J	7932	SIXTH AVENUE ELEMENTARY SCHOOL	562	393	45	124	438	69.93%	8.01%	77.94%
0180	ADAMS-ARAPAHOE 28J	8078	SOUTH MIDDLE SCHOOL	724	516	62	146	578	71.27%	8.56%	79.83%
0180	ADAMS-ARAPAHOE 28J	8356	WILLIAM SMITH HIGH SCHOOL	198	73	23	102	96	36.87%	11.62%	48.48%
0180	ADAMS-ARAPAHOE 28J	8858	TOLLGATE ELEMENTARY SCHOOL	597	319	69	209	388	53.43%	11.56%	64.99%
0180	ADAMS-ARAPAHOE 28J	9056	VANGUARD CLASSICAL SCHOOL	314	22	6	286	28	7.01%	1.91%	8.92%
0180	ADAMS-ARAPAHOE 28J	9059	VASSAR ELEMENTARY SCHOOL	552	183	47	322	230	33.15%	8.51%	41.67%
0180	ADAMS-ARAPAHOE 28J	9060	VAUGHN ELEMENTARY SCHOOL	480	374	23	83	397	77.92%	4.79%	82.71%
0180	ADAMS-ARAPAHOE 28J	9140	VIRGINIA COURT ELEMENTARY SCHOOL	568	360	40	168	400	63.38%	7.04%	70.42%
0180	ADAMS-ARAPAHOE 28J	9396	WEST MIDDLE SCHOOL	839	732	51	56	783	87.25%	6.08%	93.33%
0180	ADAMS-ARAPAHOE 28J	9514	WHEELING ELEMENTARY SCHOOL	440	288	42	110	330	65.45%	9.55%	75%
0180	ADAMS-ARAPAHOE 28J	9756	YALE ELEMENTARY SCHOOL	508	233	36	239	269	45.87%	7.09%	52.95%
<b>0180</b>	<b>ADAMS-ARAPAHOE 28J</b>		<b>DISTRICT TOTAL</b>	<b>32,738</b>	<b>16,090</b>	<b>2,534</b>	<b>14,114</b>	<b>18,624</b>	<b>49.15%</b>	<b>7.74%</b>	<b>56.89%</b>
0190	BYERS 32J	1168	BYERS ELEMENTARY SCHOOL	249	57	24	168	81	22.89%	9.64%	32.53%
0190	BYERS 32J	1176	BYERS JUNIOR-SENIOR HIGH SCHOOL	241	40	23	178	63	16.60%	9.54%	26.14%
<b>0190</b>	<b>BYERS 32J</b>		<b>DISTRICT TOTAL</b>	<b>490</b>	<b>97</b>	<b>47</b>	<b>346</b>	<b>144</b>	<b>19.80%</b>	<b>9.59%</b>	<b>29.39%</b>
0220	ARCHULETA COUNTY 50 JT	0064	ARCHULETA COUNTY HIGH SCHOOL	53	26	2	25	28	49.06%	3.77%	52.83%
0220	ARCHULETA COUNTY 50 JT	6652	PAGOSA SPRINGS ELEMENTARY SCHOOL	506	183	80	243	263	36.17%	15.81%	51.98%
0220	ARCHULETA COUNTY 50 JT	6656	PAGOSA SPRINGS INTERMEDIATE SCHOOL	268	90	40	138	130	33.58%	14.93%	48.51%
0220	ARCHULETA COUNTY 50 JT	6657	PAGOSA SPRINGS JUNIOR HIGH SCHOOL	254	70	36	148	106	27.56%	14.17%	41.73%
0220	ARCHULETA COUNTY 50 JT	6658	PAGOSA SPRINGS HIGH SCHOOL	464	102	48	314	150	21.98%	10.34%	32.33%
<b>0220</b>	<b>ARCHULETA COUNTY 50 JT</b>		<b>DISTRICT TOTAL</b>	<b>1,545</b>	<b>471</b>	<b>206</b>	<b>868</b>	<b>677</b>	<b>30.49%</b>	<b>13.33%</b>	<b>43.82%</b>



**COLORADO DEPARTMENT OF EDUCATION**  
**FALL 2007 K-12 FREE AND REDUCED LUNCH BY DISTRICT AND SCHOOL**

District Code	District Name	School Code	School Name	K-12	FREE	REDUCE		Not Eligible	FREE AND		
						D	Eligible		REDUCED % Free	% Reduced	% FRED
0230	WALSH RE-1	9222	WALSH ELEMENTARY SCHOOL	74	22	25	27	47	29.73%	33.78%	63.51%
0230	WALSH RE-1	9226	WALSH HIGH SCHOOL	69	23	13	33	36	33.33%	18.84%	52.17%
<b>0230</b>	<b>WALSH RE-1</b>		<b>DISTRICT TOTAL</b>	<b>143</b>	<b>45</b>	<b>38</b>	<b>60</b>	<b>83</b>	<b>31.47%</b>	<b>26.57%</b>	<b>58.04%</b>
0240	PRITCHETT RE-3	7174	PRITCHETT ELEMENTARY SCHOOL	33	8	3	22	11	24.24%	9.09%	33.33%
0240	PRITCHETT RE-3	7176	PRITCHETT MIDDLE SCHOOL	11	4	4	3	8	36.36%	36.36%	72.73%
0240	PRITCHETT RE-3	7180	PRITCHETT HIGH SCHOOL	17	9	4	4	13	52.94%	23.53%	76.47%
<b>0240</b>	<b>PRITCHETT RE-3</b>		<b>DISTRICT TOTAL</b>	<b>61</b>	<b>21</b>	<b>11</b>	<b>29</b>	<b>32</b>	<b>34.43%</b>	<b>18.03%</b>	<b>52.46%</b>
0250	SPRINGFIELD RE-4	8160	SPRINGFIELD ELEMENTARY SCHOOL	130	56	22	52	78	43.08%	16.92%	60%
0250	SPRINGFIELD RE-4	8164	SPRINGFIELD JUNIOR HIGH SCHOOL	48	17	9	22	26	35.42%	18.75%	54.17%
0250	SPRINGFIELD RE-4	8168	SPRINGFIELD HIGH SCHOOL	93	23	15	55	38	24.73%	16.13%	40.86%
<b>0250</b>	<b>SPRINGFIELD RE-4</b>		<b>DISTRICT TOTAL</b>	<b>271</b>	<b>96</b>	<b>46</b>	<b>129</b>	<b>142</b>	<b>35.42%</b>	<b>16.97%</b>	<b>52.40%</b>
0260	VILAS RE-5	1781	COLORADO ONLINE ACADEMY (COLA)	37	5	1	21	6	13.51%	2.70%	16.22%
0260	VILAS RE-5	4091	HOPE ONLINE LEARNING ACADEMY CO-OP	3,270	1,077	315	1,824	1,392	32.94%	9.63%	42.57%
0260	VILAS RE-5	9085	V.I.L.A.S. ONLINE SCHOOL	406	105	33	241	138	25.86%	8.13%	33.99%
0260	VILAS RE-5	9090	VILAS ELEMENTARY SCHOOL	33	11	1	21	12	33.33%	3.03%	36.36%
0260	VILAS RE-5	9100	VILAS UNDIVIDED HIGH SCHOOL	40	16	5	19	21	40%	12.50%	52.50%
<b>0260</b>	<b>VILAS RE-5</b>		<b>DISTRICT TOTAL</b>	<b>3,786</b>	<b>1,214</b>	<b>355</b>	<b>2,126</b>	<b>1,569</b>	<b>32.07%</b>	<b>9.38%</b>	<b>41.44%</b>
0270	CAMPO RE-6	1248	CAMPO ELEMENTARY SCHOOL	22	11	2	9	13	50%	9.09%	59.09%
0270	CAMPO RE-6	1252	CAMPO UNDIVIDED HIGH SCHOOL	23	14	1	8	15	60.87%	4.35%	65.22%
<b>0270</b>	<b>CAMPO RE-6</b>		<b>DISTRICT TOTAL</b>	<b>45</b>	<b>25</b>	<b>3</b>	<b>17</b>	<b>28</b>	<b>55.56%</b>	<b>6.67%</b>	<b>62.22%</b>
0290	LAS ANIMAS RE-1	1812	LAS ANIMAS ELEMENTARY SCHOOL	249	150	45	54	195	60.24%	18.07%	78.31%
0290	LAS ANIMAS RE-1	4983	LAS ANIMAS A+ DISTANCE LEARNING SCHOOL	2	1	0	1	1	50%	0%	50%
0290	LAS ANIMAS RE-1	4986	LAS ANIMAS MIDDLE SCHOOL	119	69	16	34	85	57.98%	13.45%	71.43%
0290	LAS ANIMAS RE-1	4990	LAS ANIMAS HIGH SCHOOL	133	51	24	58	75	38.35%	18.05%	56.39%
<b>0290</b>	<b>LAS ANIMAS RE-1</b>		<b>DISTRICT TOTAL</b>	<b>503</b>	<b>271</b>	<b>85</b>	<b>147</b>	<b>356</b>	<b>53.88%</b>	<b>16.90%</b>	<b>70.78%</b>
0310	MC CLAVE RE-2	5666	MC CLAVE ELEMENTARY SCHOOL	132	45	6	81	51	34.09%	4.55%	38.64%
0310	MC CLAVE RE-2	5670	MC CLAVE UNDIVIDED HIGH SCHOOL	117	40	8	69	48	34.19%	6.84%	41.03%
<b>0310</b>	<b>MC CLAVE RE-2</b>		<b>DISTRICT TOTAL</b>	<b>249</b>	<b>85</b>	<b>14</b>	<b>150</b>	<b>99</b>	<b>34.14%</b>	<b>5.62%</b>	<b>39.76%</b>
0470	ST VRAIN VALLEY RE 1J	0060	LEGACY ELEMENTARY SCHOOL	512	75	12	425	87	14.65%	2.34%	16.99%
0470	ST VRAIN VALLEY RE 1J	0061	ALPINE ELEMENTARY SCHOOL	439	82	10	347	92	18.68%	2.28%	20.96%
0470	ST VRAIN VALLEY RE 1J	0226	ALTONA MIDDLE SCHOOL	676	85	17	574	102	12.57%	2.51%	15.09%
0470	ST VRAIN VALLEY RE 1J	1148	BURLINGTON ELEMENTARY SCHOOL	449	131	33	285	164	29.18%	7.35%	36.53%
0470	ST VRAIN VALLEY RE 1J	1284	CARBON VALLEY ACADEMY	385	23	9	352	32	5.97%	2.34%	8.31%
0470	ST VRAIN VALLEY RE 1J	1434	CENTRAL ELEMENTARY SCHOOL	351	181	22	148	203	51.57%	6.27%	57.83%
0470	ST VRAIN VALLEY RE 1J	1844	COLUMBINE ELEMENTARY SCHOOL	377	319	20	38	339	84.62%	5.31%	89.92%
0470	ST VRAIN VALLEY RE 1J	2343	EAGLE CREST ELEMENTARY SCHOOL	583	69	9	505	78	11.84%	1.54%	13.38%
0470	ST VRAIN VALLEY RE 1J	2758	ERIE ELEMENTARY SCHOOL	750	76	10	664	86	10.13%	1.33%	11.47%
0470	ST VRAIN VALLEY RE 1J	2760	ERIE MIDDLE SCHOOL	552	71	16	465	87	12.86%	2.90%	15.76%
0470	ST VRAIN VALLEY RE 1J	2761	ERIE HIGH SCHOOL	581	49	30	498	79	8.43%	5.16%	13.60%
0470	ST VRAIN VALLEY RE 1J	2912	FALL RIVER ELEMENTARY SCHOOL	578	48	11	519	59	8.30%	1.90%	10.21%
0470	ST VRAIN VALLEY RE 1J	2964	FLAGSTAFF CHARTER ACADEMY	444	30	7	407	37	6.76%	1.58%	8.33%
0470	ST VRAIN VALLEY RE 1J	3192	FREDERICK ELEMENTARY SCHOOL	525	202	53	269	255	38.48%	10.10%	48.57%
0470	ST VRAIN VALLEY RE 1J	3194	COAL RIDGE MIDDLE SCHOOL	769	187	69	513	256	24.32%	8.97%	33.29%
0470	ST VRAIN VALLEY RE 1J	3196	FREDERICK SENIOR HIGH SCHOOL	860	191	62	602	253	22.21%	7.21%	29.42%
0470	ST VRAIN VALLEY RE 1J	4202	HYGIENE ELEMENTARY SCHOOL	411	47	17	346	64	11.44%	4.14%	15.57%
0470	ST VRAIN VALLEY RE 1J	4278	INDIAN PEAKS ELEMENTARY SCHOOL	425	286	29	110	315	67.29%	6.82%	74.12%
0470	ST VRAIN VALLEY RE 1J	5246	LOMA LINDA ELEMENTARY SCHOOL	435	273	38	124	311	62.76%	8.74%	71.49%
0470	ST VRAIN VALLEY RE 1J	5282	LONGMONT HIGH SCHOOL	1,321	288	55	974	343	21.80%	4.16%	25.97%
0470	ST VRAIN VALLEY RE 1J	5284	LONGMONT ESTATES ELEMENTARY SCHOOL	427	66	23	338	89	15.46%	5.39%	20.84%
0470	ST VRAIN VALLEY RE 1J	5286	SUNSET MIDDLE SCHOOL	607	129	24	454	153	21.25%	3.95%	25.21%
0470	ST VRAIN VALLEY RE 1J	5288	LONGS PEAK MIDDLE SCHOOL	496	217	48	229	265	43.75%	9.68%	53.43%

**COLORADO DEPARTMENT OF EDUCATION**  
**FALL 2007 K-12 FREE AND REDUCED LUNCH BY DISTRICT AND SCHOOL**

District Code	District Name	School Code	School Name	K-12	REDUCE		FREE AND		REDUCED % Free	% Reduced	% FRED
					D	Not Eligible	AND	AND			
0470	ST VRRAIN VALLEY RE 1J	5364	LYONS ELEMENTARY SCHOOL	244	30	10	204	40	12.30%	4.10%	16.39%
0470	ST VRRAIN VALLEY RE 1J	5368	LYONS MIDDLE/SENIOR HIGH SCHOOL	444	38	15	391	53	8.56%	3.38%	11.94%
0470	ST VRRAIN VALLEY RE 1J	5726	MEAD ELEMENTARY SCHOOL	462	44	23	394	67	9.52%	4.98%	14.50%
0470	ST VRRAIN VALLEY RE 1J	5730	MEAD MIDDLE SCHOOL	325	30	10	285	40	9.23%	3.08%	12.31%
0470	ST VRRAIN VALLEY RE 1J	6156	MOUNTAIN VIEW ELEMENTARY SCHOOL	310	179	42	89	221	57.74%	13.55%	71.29%
0470	ST VRRAIN VALLEY RE 1J	6274	NIWOT ELEMENTARY SCHOOL	464	15	5	444	20	3.23%	1.08%	4.31%
0470	ST VRRAIN VALLEY RE 1J	6276	NIWOT HIGH SCHOOL	1,337	147	41	1,142	188	10.99%	3.07%	14.06%
0470	ST VRRAIN VALLEY RE 1J	6344	HERITAGE MIDDLE SCHOOL	385	274	27	82	301	71.17%	7.01%	78.18%
0470	ST VRRAIN VALLEY RE 1J	6404	NORTHBRIDGE ELEMENTARY SCHOOL	396	266	39	91	305	67.17%	9.85%	77.02%
0470	ST VRRAIN VALLEY RE 1J	6498	OLDE COLUMBINE HIGH SCHOOL	108	40	5	56	45	37.04%	4.63%	41.67%
0470	ST VRRAIN VALLEY RE 1J	6499	ADULT EDUCATION/LINCOLN CENTER	168	24	8	117	32	14.29%	4.76%	19.05%
0470	ST VRRAIN VALLEY RE 1J	7157	PRAIRIE RIDGE ELEMENTARY SCHOOL	686	156	49	481	205	22.74%	7.14%	29.88%
0470	ST VRRAIN VALLEY RE 1J	7464	ROCKY MOUNTAIN ELEMENTARY SCHOOL	391	288	40	63	328	73.66%	10.23%	83.89%
0470	ST VRRAIN VALLEY RE 1J	7584	SANBORN ELEMENTARY SCHOOL	395	86	16	293	102	21.77%	4.05%	25.82%
0470	ST VRRAIN VALLEY RE 1J	7789	SILVER CREEK HIGH SCHOOL	1,032	111	26	892	137	10.76%	2.52%	13.28%
0470	ST VRRAIN VALLEY RE 1J	7954	SKYLINE HIGH SCHOOL	1,444	552	68	819	620	38.23%	4.71%	42.94%
0470	ST VRRAIN VALLEY RE 1J	8140	SPANGLER ELEMENTARY SCHOOL	379	321	21	37	342	84.70%	5.54%	90.24%
0470	ST VRRAIN VALLEY RE 1J	8903	TRAIL RIDGE MIDDLE SCHOOL	601	202	42	357	244	33.61%	6.99%	40.60%
0470	ST VRRAIN VALLEY RE 1J	8927	TWIN PEAKS CHARTER ACADEMY	569	46	21	502	67	8.08%	3.69%	11.78%
0470	ST VRRAIN VALLEY RE 1J	9430	WESTVIEW MIDDLE SCHOOL	581	98	22	461	120	16.87%	3.79%	20.65%
<b>0470</b>	<b>ST VRRAIN VALLEY RE 1J</b>		<b>DISTRICT TOTAL</b>	<b>23,674</b>	<b>6,072</b>	<b>1,154</b>	<b>16,386</b>	<b>7,226</b>	<b>25.65%</b>	<b>4.87%</b>	<b>30.52%</b>
0480	BOULDER VALLEY RE 2	0125	ARAPAHOE RIDGE HIGH SCHOOL	225	111	8	99	119	49.33%	3.56%	52.89%
0480	BOULDER VALLEY RE 2	0441	ASPEN CREEK K-8 ELEMENTARY SCHOOL	912	50	16	846	66	5.48%	1.75%	7.24%
0480	BOULDER VALLEY RE 2	0652	BEAR CREEK ELEMENTARY SCHOOL	361	7	5	349	12	1.94%	1.39%	3.32%
0480	BOULDER VALLEY RE 2	0872	BIRCH ELEMENTARY SCHOOL	408	69	34	305	103	16.91%	8.33%	25.25%
0480	BOULDER VALLEY RE 2	0919	BOULDER COMMUNITY SCHOOL/INTEGRATED STUDIES	287	26	7	254	33	9.06%	2.44%	11.50%
0480	BOULDER VALLEY RE 2	0924	BOULDER HIGH SCHOOL	1,855	236	45	1,570	281	12.72%	2.43%	15.15%
0480	BOULDER VALLEY RE 2	0934	BOULDER PREP CHARTER HIGH SCHOOL	156	57	16	75	73	36.54%	10.26%	46.79%
0480	BOULDER VALLEY RE 2	1066	BROOMFIELD HEIGHTS MIDDLE SCHOOL	523	88	40	395	128	16.83%	7.65%	24.47%
0480	BOULDER VALLEY RE 2	1070	BROOMFIELD HIGH SCHOOL	1,440	122	34	1,282	156	8.47%	2.36%	10.83%
0480	BOULDER VALLEY RE 2	1136	MANHATTAN MIDDLE SCHOOL OF THE ARTS AND ACADEMICS	428	88	15	325	103	20.56%	3.50%	24.07%
0480	BOULDER VALLEY RE 2	1352	CASEY MIDDLE SCHOOL	346	164	20	161	184	47.40%	5.78%	53.18%
0480	BOULDER VALLEY RE 2	1380	CENTAURUS HIGH SCHOOL	1,057	221	66	764	287	20.91%	6.24%	27.15%
0480	BOULDER VALLEY RE 2	1390	CENTENNIAL MIDDLE SCHOOL	583	109	16	458	125	18.70%	2.74%	21.44%
0480	BOULDER VALLEY RE 2	1725	COAL CREEK ELEMENTARY SCHOOL	470	17	5	448	22	3.62%	1.06%	4.68%
0480	BOULDER VALLEY RE 2	1842	COLUMBINE ELEMENTARY SCHOOL	358	304	17	37	321	84.92%	4.75%	89.66%
0480	BOULDER VALLEY RE 2	1883	COMMUNITY MONTESSORI SCHOOL	217	31	8	178	39	14.29%	3.69%	17.97%
0480	BOULDER VALLEY RE 2	1996	CREST VIEW ELEMENTARY SCHOOL	511	100	23	388	123	19.57%	4.50%	24.07%
0480	BOULDER VALLEY RE 2	2240	DOUGLASS ELEMENTARY SCHOOL	439	7	2	430	9	1.59%	0.46%	2.05%
0480	BOULDER VALLEY RE 2	2552	EISENHOWER ELEMENTARY SCHOOL	468	75	19	374	94	16.03%	4.06%	20.09%
0480	BOULDER VALLEY RE 2	2589	ELDORADO K-8 ELEMENTARY SCHOOL	1,013	26	7	979	33	2.57%	0.69%	3.26%
0480	BOULDER VALLEY RE 2	2702	EMERALD ELEMENTARY SCHOOL	365	198	39	128	237	54.25%	10.68%	64.93%
0480	BOULDER VALLEY RE 2	2892	FAIRVIEW HIGH SCHOOL	1,920	87	17	1,803	104	4.53%	0.89%	5.42%
0480	BOULDER VALLEY RE 2	2940	FIRESIDE ELEMENTARY SCHOOL	425	67	9	349	76	15.76%	2.12%	17.88%
0480	BOULDER VALLEY RE 2	2970	FLATIRONS ELEMENTARY SCHOOL	295	7	1	287	8	2.37%	0.34%	2.71%
0480	BOULDER VALLEY RE 2	3022	FOOTHILL ELEMENTARY SCHOOL	526	26	7	493	33	4.94%	1.33%	6.27%
0480	BOULDER VALLEY RE 2	3488	GOLD HILL ELEMENTARY SCHOOL	25	2	4	19	6	8%	16%	24%
0480	BOULDER VALLEY RE 2	3499	HALCYON SCHOOL (SPECIAL EDUCATION)	17	8	4	5	12	47.06%	23.53%	70.59%
0480	BOULDER VALLEY RE 2	3882	HEATHERWOOD ELEMENTARY SCHOOL	362	25	7	330	32	6.91%	1.93%	8.84%
0480	BOULDER VALLEY RE 2	3940	HIGH PEAKS ELEMENTARY SCHOOL	285	11	4	270	15	3.86%	1.40%	5.26%
0480	BOULDER VALLEY RE 2	4386	JAMESTOWN ELEMENTARY SCHOOL	22	0	0	22	0	0%	0%	0%



**COLORADO DEPARTMENT OF EDUCATION**  
**FALL 2007 K-12 FREE AND REDUCED LUNCH BY DISTRICT AND SCHOOL**


District Code	District Name	School Code	School Name	K-12	FREE	REDUCE		FREE AND		REDUCED % Free	% Reduced	% FRED
						D	Not Eligible	AND	% Free			
0480	BOULDER VALLEY RE 2	4496	JUSTICE HIGH CHARTER SCHOOL	81	12	3	63	15	14.81%	3.70%	18.52%	
0480	BOULDER VALLEY RE 2	4792	KOHL ELEMENTARY SCHOOL	454	48	24	382	72	10.57%	5.29%	15.86%	
0480	BOULDER VALLEY RE 2	4874	LAFAYETTE ELEMENTARY SCHOOL	455	91	16	348	107	20%	3.52%	23.52%	
0480	BOULDER VALLEY RE 2	4878	ANGEVINE MIDDLE SCHOOL	551	213	49	288	262	38.66%	8.89%	47.55%	
0480	BOULDER VALLEY RE 2	5302	LOUISVILLE ELEMENTARY SCHOOL	428	37	13	377	50	8.64%	3.04%	11.68%	
0480	BOULDER VALLEY RE 2	5306	LOUISVILLE MIDDLE SCHOOL	567	35	15	517	50	6.17%	2.65%	8.82%	
0480	BOULDER VALLEY RE 2	5606	CREEKSIDE ELEMENTARY SCHOOL AT MARTIN PARK	339	117	19	203	136	34.51%	5.60%	40.12%	
0480	BOULDER VALLEY RE 2	5838	MESA ELEMENTARY SCHOOL	355	9	4	342	13	2.54%	1.13%	3.66%	
0480	BOULDER VALLEY RE 2	5999	MONARCH HIGH SCHOOL	1,528	27	14	1,485	41	1.77%	0.92%	2.68%	
0480	BOULDER VALLEY RE 2	6000	MONARCH K-8 SCHOOL	757	37	6	714	43	4.89%	0.79%	5.68%	
0480	BOULDER VALLEY RE 2	6195	NEW VISTA HIGH SCHOOL	327	31	1	292	32	9.48%	0.31%	9.79%	
0480	BOULDER VALLEY RE 2	6208	NEDERLAND ELEMENTARY SCHOOL	276	34	10	232	44	12.32%	3.62%	15.94%	
0480	BOULDER VALLEY RE 2	6212	NEDERLAND MIDDLE-SENIOR HIGH SCHOOL	379	47	19	311	66	12.40%	5.01%	17.41%	
0480	BOULDER VALLEY RE 2	6224	NEVIN PLATT MIDDLE SCHOOL	556	29	8	519	37	5.22%	1.44%	6.65%	
0480	BOULDER VALLEY RE 2	6642	HORIZONS K-8 SCHOOL	304	6	1	297	7	1.97%	0.33%	2.30%	
0480	BOULDER VALLEY RE 2	6816	PEAK TO PEAK CHARTER SCHOOL	1,341	36	23	1,282	59	2.68%	1.72%	4.40%	
0480	BOULDER VALLEY RE 2	6962	PIONEER BILINGUAL ELEMENTARY SCHOOL	387	158	28	201	186	40.83%	7.24%	48.06%	
0480	BOULDER VALLEY RE 2	7528	RYAN ELEMENTARY SCHOOL	430	88	19	323	107	20.47%	4.42%	24.88%	
0480	BOULDER VALLEY RE 2	7592	SANCHEZ ELEMENTARY SCHOOL	264	179	38	47	217	67.80%	14.39%	82.20%	
0480	BOULDER VALLEY RE 2	8135	SOUTHERN HILLS MIDDLE SCHOOL	487	12	1	474	13	2.46%	0.21%	2.67%	
0480	BOULDER VALLEY RE 2	8387	SUMMIT MIDDLE CHARTER SCHOOL	312	11	0	301	11	3.53%	0%	3.53%	
0480	BOULDER VALLEY RE 2	8418	SUPERIOR ELEMENTARY SCHOOL	633	4	3	626	7	0.63%	0.47%	1.11%	
0480	BOULDER VALLEY RE 2	8978	UNIVERSITY HILL ELEMENTARY SCHOOL	274	151	11	112	162	55.11%	4.01%	59.12%	
0480	BOULDER VALLEY RE 2	9544	WHITTIER ELEMENTARY SCHOOL	320	114	7	199	121	35.63%	2.19%	37.81%	
<b>0480</b>	<b>BOULDER VALLEY RE 2</b>		<b>DISTRICT TOTAL</b>	<b>28,104</b>	<b>3,865</b>	<b>827</b>	<b>23,358</b>	<b>4,692</b>	<b>13.75%</b>	<b>2.94%</b>	<b>16.70%</b>	
0490	BUENA VISTA R-31	1130	BUENA VISTA HIGH SCHOOL	348	48	14	286	62	13.79%	4.02%	17.82%	
0490	BUENA VISTA R-31	1132	HARRY L MC GINNIS MIDDLE SCHOOL	205	40	22	143	62	19.51%	10.73%	30.24%	
0490	BUENA VISTA R-31	1508	CHAFFEE COUNTY HIGH SCHOOL	55	6	3	46	9	10.91%	5.45%	16.36%	
0490	BUENA VISTA R-31	4306	AVERY/PARSONS ELEMENTARY SCHOOL	348	88	51	209	139	25.29%	14.66%	39.94%	
<b>0490</b>	<b>BUENA VISTA R-31</b>		<b>DISTRICT TOTAL</b>	<b>956</b>	<b>182</b>	<b>90</b>	<b>684</b>	<b>272</b>	<b>19.04%</b>	<b>9.41%</b>	<b>28.45%</b>	
0500	SALIDA R-32	4680	SALIDA MIDDLE SCHOOL	290	86	39	165	125	29.66%	13.45%	43.10%	
0500	SALIDA R-32	5268	LONGFELLOW ELEMENTARY SCHOOL	414	105	53	256	158	25.36%	12.80%	38.16%	
0500	SALIDA R-32	7568	SALIDA HIGH SCHOOL	347	67	27	253	94	19.31%	7.78%	27.09%	
<b>0500</b>	<b>SALIDA R-32</b>		<b>DISTRICT TOTAL</b>	<b>1,051</b>	<b>258</b>	<b>119</b>	<b>674</b>	<b>377</b>	<b>24.55%</b>	<b>11.32%</b>	<b>35.87%</b>	
0510	KIT CARSON R-1	4738	KIT CARSON ELEMENTARY SCHOOL	50	18	6	26	24	36%	12%	48%	
0510	KIT CARSON R-1	4742	KIT CARSON JUNIOR-SENIOR HIGH SCHOOL	51	17	4	30	21	33.33%	7.84%	41.18%	
<b>0510</b>	<b>KIT CARSON R-1</b>		<b>DISTRICT TOTAL</b>	<b>101</b>	<b>35</b>	<b>10</b>	<b>56</b>	<b>45</b>	<b>34.65%</b>	<b>9.90%</b>	<b>44.55%</b>	
0520	CHEYENNE COUNTY RE-5	1608	CHEYENNE WELLS ELEMENTARY SCHOOL	79	22	6	51	28	27.85%	7.59%	35.44%	
0520	CHEYENNE COUNTY RE-5	1610	CHEYENNE WELLS MIDDLE SCHOOL	44	15	3	26	18	34.09%	6.82%	40.91%	
0520	CHEYENNE COUNTY RE-5	1612	CHEYENNE WELLS HIGH SCHOOL	74	8	8	58	16	10.81%	10.81%	21.62%	
<b>0520</b>	<b>CHEYENNE COUNTY RE-5</b>		<b>DISTRICT TOTAL</b>	<b>197</b>	<b>45</b>	<b>17</b>	<b>135</b>	<b>62</b>	<b>22.84%</b>	<b>8.63%</b>	<b>31.47%</b>	
0540	CLEAR CREEK RE-1	1660	CLEAR CREEK MIDDLE SCHOOL	136	17	5	114	22	12.50%	3.68%	16.18%	
0540	CLEAR CREEK RE-1	3385	GEORGETOWN COMMUNITY SCHOOL	106	2	9	95	11	1.89%	8.49%	10.38%	
0540	CLEAR CREEK RE-1	4212	CARLSON ELEMENTARY SCHOOL	230	51	15	163	66	22.17%	6.52%	28.70%	
0540	CLEAR CREEK RE-1	4216	CLEAR CREEK HIGH SCHOOL	303	25	20	258	45	8.25%	6.60%	14.85%	
0540	CLEAR CREEK RE-1	4700	KING-MURPHY ELEMENTARY SCHOOL	189	3	7	179	10	1.59%	3.70%	5.29%	
<b>0540</b>	<b>CLEAR CREEK RE-1</b>		<b>DISTRICT TOTAL</b>	<b>964</b>	<b>98</b>	<b>56</b>	<b>809</b>	<b>154</b>	<b>10.17%</b>	<b>5.81%</b>	<b>15.98%</b>	
0550	NORTH CONEJOS RE-1J	1276	CENTAURI MIDDLE SCHOOL	221	124	34	63	158	56.11%	15.38%	71.49%	
0550	NORTH CONEJOS RE-1J	1378	CENTAURI HIGH SCHOOL	318	178	44	96	222	55.97%	13.84%	69.81%	
0550	NORTH CONEJOS RE-1J	4836	LA JARA ELEMENTARY SCHOOL	240	126	40	74	166	52.50%	16.67%	69.17%	
0550	NORTH CONEJOS RE-1J	4837	LA JARA SECOND CHANCE SCHOOL	96	48	4	44	52	50%	4.17%	54.17%	

**COLORADO DEPARTMENT OF EDUCATION**  
**FALL 2007 K-12 FREE AND REDUCED LUNCH BY DISTRICT AND SCHOOL**

District Code	District Name	School Code	School Name	K-12	FREE	REDUCE		FREE AND		REDUCED % Free	% Reduced	% FRED
						D	Not Eligible	REDUCED	% Free			
0550	NORTH CONEJOS RE-1J	5422	MANASSA ELEMENTARY SCHOOL	250	157	28	65	185	62.80%	11.20%	74%	
<b>0550</b>	<b>NORTH CONEJOS RE-1J</b>		<b>DISTRICT TOTAL</b>	<b>1,125</b>	<b>633</b>	<b>150</b>	<b>342</b>	<b>783</b>	<b>56.27%</b>	<b>13.33%</b>	<b>69.60%</b>	
0560	SANFORD 6J	7612	SANFORD ELEMENTARY SCHOOL	195	93	44	58	137	47.69%	22.56%	70.26%	
0560	SANFORD 6J	7616	SANFORD JUNIOR/SENIOR HIGH SCHOOL	142	59	25	58	84	41.55%	17.61%	59.15%	
<b>0560</b>	<b>SANFORD 6J</b>		<b>DISTRICT TOTAL</b>	<b>337</b>	<b>152</b>	<b>69</b>	<b>116</b>	<b>221</b>	<b>45.10%</b>	<b>20.47%</b>	<b>65.58%</b>	
0580	SOUTH CONEJOS RE-10	0248	GUADALUPE ELEMENTARY SCHOOL	123	80	21	22	101	65.04%	17.07%	82.11%	
0580	SOUTH CONEJOS RE-10	0250	ANTONITO JUNIOR HIGH SCHOOL	43	33	3	7	36	76.74%	6.98%	83.72%	
0580	SOUTH CONEJOS RE-10	0252	ANTONITO HIGH SCHOOL	112	57	15	40	72	50.89%	13.39%	64.29%	
<b>0580</b>	<b>SOUTH CONEJOS RE-10</b>		<b>DISTRICT TOTAL</b>	<b>278</b>	<b>170</b>	<b>39</b>	<b>69</b>	<b>209</b>	<b>61.15%</b>	<b>14.03%</b>	<b>75.18%</b>	
0640	CENTENNIAL R-1	1396	CENTENNIAL JUNIOR HIGH SCHOOL	37	20	11	6	31	54.05%	29.73%	83.78%	
0640	CENTENNIAL R-1	1398	CENTENNIAL HIGH SCHOOL	48	30	11	7	41	62.50%	22.92%	85.42%	
0640	CENTENNIAL R-1	7588	CENTENNIAL ELEMENTARY SCHOOL	122	66	47	9	113	54.10%	38.52%	92.62%	
<b>0640</b>	<b>CENTENNIAL R-1</b>		<b>DISTRICT TOTAL</b>	<b>207</b>	<b>116</b>	<b>69</b>	<b>22</b>	<b>185</b>	<b>56.04%</b>	<b>33.33%</b>	<b>89.37%</b>	
0740	SIERRA GRANDE R-30	7876	SIERRA GRANDE ELEMENTARY SCHOOL	127	79	22	26	101	62.20%	17.32%	79.53%	
0740	SIERRA GRANDE R-30	7878	SIERRA GRANDE JUNIOR HIGH SCHOOL	48	21	7	20	28	43.75%	14.58%	58.33%	
0740	SIERRA GRANDE R-30	7880	SIERRA GRANDE SENIOR HIGH SCHOOL	75	42	17	16	59	56%	22.67%	78.67%	
<b>0740</b>	<b>SIERRA GRANDE R-30</b>		<b>DISTRICT TOTAL</b>	<b>250</b>	<b>142</b>	<b>46</b>	<b>62</b>	<b>188</b>	<b>56.80%</b>	<b>18.40%</b>	<b>75.20%</b>	
0770	CROWLEY COUNTY RE-1-J	2050	CROWLEY COUNTY ELEMENTARY SCHOOL	225	124	29	72	153	55.11%	12.89%	68%	
0770	CROWLEY COUNTY RE-1-J	2054	CROWLEY COUNTY WARD MIDDLE SCHOOL	120	78	11	31	89	65%	9.17%	74.17%	
0770	CROWLEY COUNTY RE-1-J	2058	CROWLEY COUNTY HIGH SCHOOL	158	77	23	58	100	48.73%	14.56%	63.29%	
<b>0770</b>	<b>CROWLEY COUNTY RE-1-J</b>		<b>DISTRICT TOTAL</b>	<b>503</b>	<b>279</b>	<b>63</b>	<b>161</b>	<b>342</b>	<b>55.47%</b>	<b>12.52%</b>	<b>67.99%</b>	
0860	CUSTER COUNTY SCHOOL DISTRICT C-1	2088	CUSTER COUNTY ELEMENTARY SCHOOL	187	39	19	129	58	20.86%	10.16%	31.02%	
0860	CUSTER COUNTY SCHOOL DISTRICT C-1	2091	CUSTER MIDDLE SCHOOL	121	29	12	79	41	23.97%	9.92%	33.88%	
0860	CUSTER COUNTY SCHOOL DISTRICT C-1	2092	CUSTER COUNTY HIGH SCHOOL	183	25	12	143	37	13.66%	6.56%	20.22%	
<b>0860</b>	<b>CUSTER COUNTY SCHOOL DISTRICT C-1</b>		<b>DISTRICT TOTAL</b>	<b>491</b>	<b>93</b>	<b>43</b>	<b>351</b>	<b>136</b>	<b>18.94%</b>	<b>8.76%</b>	<b>27.70%</b>	
0870	DELTA COUNTY 50(J)	0000	NOT IN A SCHOOL	1	0	0	0	0	0%	0%	0%	
0870	DELTA COUNTY 50(J)	1372	CEDAREdge HIGH SCHOOL	275	71	30	174	101	25.82%	10.91%	36.73%	
0870	DELTA COUNTY 50(J)	1375	CEDAREdge MIDDLE SCHOOL	225	78	29	118	107	34.67%	12.89%	47.56%	
0870	DELTA COUNTY 50(J)	1952	CRAWFORD ELEMENTARY SCHOOL	144	48	24	72	72	33.33%	16.67%	50%	
0870	DELTA COUNTY 50(J)	2152	DELTA ACADEMY OF APPLIED LEARNING	25	5	1	19	6	20%	4%	24%	
0870	DELTA COUNTY 50(J)	2155	DELTA COUNTY OPPORTUNITY SCHOOL	49	25	2	22	27	51.02%	4.08%	55.10%	
0870	DELTA COUNTY 50(J)	2160	DELTA MIDDLE SCHOOL	531	232	76	222	308	43.69%	14.31%	58%	
0870	DELTA COUNTY 50(J)	2164	DELTA HIGH SCHOOL	665	199	78	386	277	29.92%	11.73%	41.65%	
0870	DELTA COUNTY 50(J)	2166	DELTA VISION SCHOOL	335	27	4	304	31	8.06%	1.19%	9.25%	
0870	DELTA COUNTY 50(J)	3330	GARNET MESA ELEMENTARY SCHOOL	533	230	88	215	318	43.15%	16.51%	59.66%	
0870	DELTA COUNTY 50(J)	4124	HOTCHKISS ELEMENTARY SCHOOL	397	118	49	230	167	29.72%	12.34%	42.07%	
0870	DELTA COUNTY 50(J)	4128	HOTCHKISS HIGH SCHOOL	258	62	23	173	85	24.03%	8.91%	32.95%	
0870	DELTA COUNTY 50(J)	4182	CEDAREdge ELEMENTARY SCHOOL	408	116	56	236	172	28.43%	13.73%	42.16%	
0870	DELTA COUNTY 50(J)	4965	LAMBORN VISION SCHOOL	45	2	1	41	3	4.44%	2.22%	6.67%	
0870	DELTA COUNTY 50(J)	5154	LINCOLN ELEMENTARY SCHOOL	541	230	91	220	321	42.51%	16.82%	59.33%	
0870	DELTA COUNTY 50(J)	6298	NORTH FORK MONTESSORI SCHOOL	60	5	0	55	5	8.33%	0%	8.33%	
0870	DELTA COUNTY 50(J)	6700	PAONIA ELEMENTARY SCHOOL	272	66	26	180	92	24.26%	9.56%	33.82%	
0870	DELTA COUNTY 50(J)	6708	PAONIA HIGH SCHOOL	267	49	24	194	73	18.35%	8.99%	27.34%	
0870	DELTA COUNTY 50(J)	8419	SURFACE CREEK VISION SCHOOL	165	5	2	158	7	3.03%	1.21%	4.24%	
0870	DELTA COUNTY 50(J)	9146	NORTH FORK VISION SCHOOL	68	8	1	59	9	11.76%	1.47%	13.24%	
<b>0870</b>	<b>DELTA COUNTY 50(J)</b>		<b>DISTRICT TOTAL</b>	<b>5,264</b>	<b>1,576</b>	<b>605</b>	<b>3,078</b>	<b>2,181</b>	<b>29.94%</b>	<b>11.49%</b>	<b>41.43%</b>	
0880	DENVER COUNTY 1	0010	ABRAHAM LINCOLN HIGH SCHOOL	1,605	1,221	122	262	1,343	76.07%	7.60%	83.68%	
0880	DENVER COUNTY 1	0040	RIDGE VIEW ACADEMY CHARTER SCHOOL	441	412	0	0	412	93.42%	0%	93.42%	
0880	DENVER COUNTY 1	0067	ACADEMY OF URBAN LEARNING	69	39	6	24	45	56.52%	8.70%	65.22%	
0880	DENVER COUNTY 1	0133	EMERSON STREET SCHOOL	42	37	4	1	41	88.10%	9.52%	97.62%	
0880	DENVER COUNTY 1	0220	AMESSE ELEMENTARY SCHOOL	474	403	42	29	445	85.02%	8.86%	93.88%	


**COLORADO DEPARTMENT OF EDUCATION**  
**FALL 2007 K-12 FREE AND REDUCED LUNCH BY DISTRICT AND SCHOOL**

District Code	District Name	School Code	School Name	K-12	FREE	REDUCE		FREE AND		REDUCED % Free	% Reduced	% FRED
						D	Not Eligible	AND	AND			
0880	DENVER COUNTY 1	0388	ASBURY ELEMENTARY SCHOOL	282	142	24	115	166	50.35%	8.51%	58.87%	
0880	DENVER COUNTY 1	0408	VALDEZ ELEMENTARY SCHOOL	319	247	14	57	261	77.43%	4.39%	81.82%	
0880	DENVER COUNTY 1	0418	ASHLEY ELEMENTARY SCHOOL	281	232	24	24	256	82.56%	8.54%	91.10%	
0880	DENVER COUNTY 1	0520	BARNUM ELEMENTARY SCHOOL	454	370	34	50	404	81.50%	7.49%	88.99%	
0880	DENVER COUNTY 1	0540	BARRETT ELEMENTARY SCHOOL	213	157	21	35	178	73.71%	9.86%	83.57%	
0880	DENVER COUNTY 1	0650	BEACH COURT ELEMENTARY SCHOOL	275	228	33	14	261	82.91%	12%	94.91%	
0880	DENVER COUNTY 1	0964	BRADLEY ELEMENTARY SCHOOL	341	135	27	174	162	39.59%	7.92%	47.51%	
0880	DENVER COUNTY 1	1056	BROMWELL ELEMENTARY SCHOOL	323	21	10	292	31	6.50%	3.10%	9.60%	
0880	DENVER COUNTY 1	1076	BROWN ELEMENTARY SCHOOL	322	229	22	71	251	71.12%	6.83%	77.95%	
0880	DENVER COUNTY 1	1106	BRYANT WEBSTER K-8 SCHOOL	464	386	54	23	440	83.19%	11.64%	94.83%	
0880	DENVER COUNTY 1	1319	FRED N THOMAS CAREER EDUCATION CENTER	371	244	40	87	284	65.77%	10.78%	76.55%	
0880	DENVER COUNTY 1	1324	CARSON ELEMENTARY SCHOOL	310	65	11	233	76	20.97%	3.55%	24.52%	
0880	DENVER COUNTY 1	1400	CENTENNIAL K-8 SCHOOL	526	364	78	83	442	69.20%	14.83%	84.03%	
0880	DENVER COUNTY 1	1528	CHELTHENHAM ELEMENTARY SCHOOL	424	273	23	127	296	64.39%	5.42%	69.81%	
0880	DENVER COUNTY 1	1606	CHALLENGES, CHOICES & IMAGES CHARTER SCHOOL	637	228	34	373	262	35.79%	5.34%	41.13%	
0880	DENVER COUNTY 1	1748	COLORADO HIGH SCHOOL	178	120	21	37	141	67.42%	11.80%	79.21%	
0880	DENVER COUNTY 1	1774	COLFAX ELEMENTARY SCHOOL	279	170	16	93	186	60.93%	5.73%	66.67%	
0880	DENVER COUNTY 1	1788	COLLEGE VIEW ELEMENTARY SCHOOL	380	284	34	62	318	74.74%	8.95%	83.68%	
0880	DENVER COUNTY 1	1816	COLUMBIAN ELEMENTARY SCHOOL	229	198	18	13	216	86.46%	7.86%	94.32%	
0880	DENVER COUNTY 1	1846	COLUMBINE ELEMENTARY SCHOOL	263	232	15	16	247	88.21%	5.70%	93.92%	
0880	DENVER COUNTY 1	1866	ACE COMMUNITY CHALLENGE CHARTER SCHOOL	191	167	17	7	184	87.43%	8.90%	96.34%	
0880	DENVER COUNTY 1	1887	CONNECTIONS ACADEMY	370	86	73	207	159	23.24%	19.73%	42.97%	
0880	DENVER COUNTY 1	1908	CORY ELEMENTARY SCHOOL	371	26	17	325	43	7.01%	4.58%	11.59%	
0880	DENVER COUNTY 1	1928	COWELL ELEMENTARY SCHOOL	496	436	32	28	468	87.90%	6.45%	94.35%	
0880	DENVER COUNTY 1	2027	POLARIS AT EBERT ELEMENTARY SCHOOL	339	21	14	304	35	6.19%	4.13%	10.32%	
0880	DENVER COUNTY 1	2174	DENISON MONTESSORI SCHOOL	335	103	27	205	130	30.75%	8.06%	38.81%	
0880	DENVER COUNTY 1	2182	DENVER ARTS & TECHNOLOGY ACADEMY	444	282	41	121	323	63.51%	9.23%	72.75%	
0880	DENVER COUNTY 1	2183	DENVER CENTER FOR INTERNATIONAL STUDIES	416	167	40	208	207	40.14%	9.62%	49.76%	
0880	DENVER COUNTY 1	2184	DENVER SCHOOL OF THE ARTS	871	65	31	775	96	7.46%	3.56%	11.02%	
0880	DENVER COUNTY 1	2185	DENVER SCHOOL OF SCIENCE AND TECHNOLOGY	431	113	34	284	147	26.22%	7.89%	34.11%	
0880	DENVER COUNTY 1	2258	DOULL ELEMENTARY SCHOOL	412	329	44	39	373	79.85%	10.68%	90.53%	
0880	DENVER COUNTY 1	2364	EAGLETON ELEMENTARY SCHOOL	382	312	40	30	352	81.68%	10.47%	92.15%	
0880	DENVER COUNTY 1	2398	EAST HIGH SCHOOL	2,058	482	66	1,508	548	23.42%	3.21%	26.63%	
0880	DENVER COUNTY 1	2506	EDISON ELEMENTARY SCHOOL	485	149	44	292	193	30.72%	9.07%	39.79%	
0880	DENVER COUNTY 1	2652	ELLIS ELEMENTARY SCHOOL	495	385	44	66	429	77.78%	8.89%	86.67%	
0880	DENVER COUNTY 1	2726	EMILY GRIFFITH OPPORTUNITY SCHOOL	543	97	16	394	113	17.86%	2.95%	20.81%	
0880	DENVER COUNTY 1	2789	ESCUELA TLATELOLCO SCHOOL	79	44	12	23	56	55.70%	15.19%	70.89%	
0880	DENVER COUNTY 1	2856	FAIRMONT K-8 SCHOOL	408	267	21	120	288	65.44%	5.15%	70.59%	
0880	DENVER COUNTY 1	2880	FAIRVIEW ELEMENTARY SCHOOL	214	174	6	34	180	81.31%	2.80%	84.11%	
0880	DENVER COUNTY 1	2916	FALLIS ELEMENTARY SCHOOL	321	252	23	46	275	78.50%	7.17%	85.67%	
0880	DENVER COUNTY 1	3000	FLORENCE CRITTENTON HIGH SCHOOL	174	149	12	13	161	85.63%	6.90%	92.53%	
0880	DENVER COUNTY 1	3032	FORCE ELEMENTARY SCHOOL	485	373	71	41	444	76.91%	14.64%	91.55%	
0880	DENVER COUNTY 1	3038	FORD ELEMENTARY SCHOOL	538	427	51	59	478	79.37%	9.48%	88.85%	
0880	DENVER COUNTY 1	3296	GARDEN PLACE ELEMENTARY SCHOOL	303	260	28	15	288	85.81%	9.24%	95.05%	
0880	DENVER COUNTY 1	3340	ARCHULETA ELEMENTARY SCHOOL	524	346	84	93	430	66.03%	16.03%	82.06%	
0880	DENVER COUNTY 1	3378	GEORGE WASHINGTON HIGH SCHOOL	1,617	580	95	942	675	35.87%	5.88%	41.74%	
0880	DENVER COUNTY 1	3426	GILPIN K-8 SCHOOL	374	304	18	52	322	81.28%	4.81%	86.10%	
0880	DENVER COUNTY 1	3478	GODSMAN ELEMENTARY SCHOOL	438	345	47	46	392	78.77%	10.73%	89.50%	
0880	DENVER COUNTY 1	3512	GOLDRICK ELEMENTARY SCHOOL	569	479	33	57	512	84.18%	5.80%	89.98%	
0880	DENVER COUNTY 1	3600	GRANT MIDDLE SCHOOL	341	240	35	66	275	70.38%	10.26%	80.65%	
0880	DENVER COUNTY 1	3605	GRANT RANCH K-8 SCHOOL	652	168	72	409	240	25.77%	11.04%	36.81%	



**COLORADO DEPARTMENT OF EDUCATION**  
**FALL 2007 K-12 FREE AND REDUCED LUNCH BY DISTRICT AND SCHOOL**

District Code	District Name	School Code	School Name	K-12	FREE	REDUCE		FREE AND		REDUCED % Free	% Reduced % FRED
						D	Eligible	AND			
0880	DENVER COUNTY 1	3638	GREENLEE K-8 SCHOOL	481	427	32	22	459	88.77%	6.65%	95.43%
0880	DENVER COUNTY 1	3641	GREEN VALLEY ELEMENTARY SCHOOL	657	355	103	196	458	54.03%	15.68%	69.71%
0880	DENVER COUNTY 1	3647	GREENWOOD ELEMENTARY SCHOOL	651	487	95	69	582	74.81%	14.59%	89.40%
0880	DENVER COUNTY 1	3704	GUST ELEMENTARY SCHOOL	418	302	35	79	337	72.25%	8.37%	80.62%
0880	DENVER COUNTY 1	3734	HALLETT ELEMENTARY SCHOOL	151	126	14	11	140	83.44%	9.27%	92.72%
0880	DENVER COUNTY 1	3746	HAMILTON MIDDLE SCHOOL	987	320	92	575	412	32.42%	9.32%	41.74%
0880	DENVER COUNTY 1	3778	HARRINGTON ELEMENTARY SCHOOL	463	406	47	9	453	87.69%	10.15%	97.84%
0880	DENVER COUNTY 1	3987	HIGHLINE ACADEMY CHARTER SCHOOL	458	75	41	342	116	16.38%	8.95%	25.33%
0880	DENVER COUNTY 1	3990	HILL CAMPUS OF ARTS AND SCIENCES	651	395	52	204	447	60.68%	7.99%	68.66%
0880	DENVER COUNTY 1	4074	HOLM ELEMENTARY SCHOOL	479	295	55	129	350	61.59%	11.48%	73.07%
0880	DENVER COUNTY 1	4094	HORACE MANN MIDDLE SCHOOL	210	195	6	9	201	92.86%	2.86%	95.71%
0880	DENVER COUNTY 1	4140	HOWELL K-8 SCHOOL	627	494	71	62	565	78.79%	11.32%	90.11%
0880	DENVER COUNTY 1	4444	JOHN F KENNEDY HIGH SCHOOL	1,373	522	104	747	626	38.02%	7.57%	45.59%
0880	DENVER COUNTY 1	4450	JOHNSON ELEMENTARY SCHOOL	380	313	48	19	361	82.37%	12.63%	95%
0880	DENVER COUNTY 1	4498	KAISER ELEMENTARY SCHOOL	341	187	38	115	225	54.84%	11.14%	65.98%
0880	DENVER COUNTY 1	4656	KEPNER MIDDLE SCHOOL	934	753	59	122	812	80.62%	6.32%	86.94%
0880	DENVER COUNTY 1	4732	KIPP SUNSHINE PEAK ACADEMY	344	273	40	31	313	79.36%	11.63%	90.99%
0880	DENVER COUNTY 1	4762	KNAPP ELEMENTARY SCHOOL	566	420	43	103	463	74.20%	7.60%	81.80%
0880	DENVER COUNTY 1	4782	KNIGHT FUNDAMENTAL SCHOOL	218	128	36	54	164	58.72%	16.51%	75.23%
0880	DENVER COUNTY 1	4822	KUNSMILLER MIDDLE SCHOOL	608	505	64	39	569	83.06%	10.53%	93.59%
0880	DENVER COUNTY 1	4910	LAKE MIDDLE SCHOOL	603	465	39	99	504	77.11%	6.47%	83.58%
0880	DENVER COUNTY 1	5129	LIFE SKILLS CENTER OF DENVER	214	120	6	87	126	56.07%	2.80%	58.88%
0880	DENVER COUNTY 1	5158	LINCOLN ELEMENTARY SCHOOL	194	72	21	100	93	37.11%	10.82%	47.94%
0880	DENVER COUNTY 1	5342	LOWRY ELEMENTARY SCHOOL	421	155	24	241	179	36.82%	5.70%	42.52%
0880	DENVER COUNTY 1	5448	MANUAL HIGH SCHOOL	163	119	16	28	135	73.01%	9.82%	82.82%
0880	DENVER COUNTY 1	5578	MARRAMA ELEMENTARY SCHOOL	473	260	71	142	331	54.97%	15.01%	69.98%
0880	DENVER COUNTY 1	5605	MARTIN LUTHER KING MIDDLE COLLEGE	1,150	809	116	225	925	70.35%	10.09%	80.43%
0880	DENVER COUNTY 1	5644	MAXWELL ELEMENTARY SCHOOL	530	389	54	87	443	73.40%	10.19%	83.58%
0880	DENVER COUNTY 1	5685	MC GLONE ELEMENTARY SCHOOL	485	355	27	103	382	73.20%	5.57%	78.76%
0880	DENVER COUNTY 1	5702	MC KINLEY-THATCHER ELEMENTARY SCHOOL	212	91	21	100	112	42.92%	9.91%	52.83%
0880	DENVER COUNTY 1	5716	MC MEEN ELEMENTARY SCHOOL	498	359	41	98	400	72.09%	8.23%	80.32%
0880	DENVER COUNTY 1	5826	MERRILL MIDDLE SCHOOL	548	395	35	118	430	72.08%	6.39%	78.47%
0880	DENVER COUNTY 1	5844	CONTEMPORARY LEARNING ACADEMY HIGH SCHOOL	251	147	16	86	163	58.57%	6.37%	64.94%
0880	DENVER COUNTY 1	5940	MITCHELL ELEMENTARY SCHOOL	333	290	24	19	314	87.09%	7.21%	94.29%
0880	DENVER COUNTY 1	5995	MONTBELLO HIGH SCHOOL	1,580	1,026	143	409	1,169	64.94%	9.05%	73.99%
0880	DENVER COUNTY 1	5998	OAKLAND ELEMENTARY SCHOOL	416	321	36	59	357	77.16%	8.65%	85.82%
0880	DENVER COUNTY 1	6002	MONTCLAIR ELEMENTARY SCHOOL	330	211	29	90	240	63.94%	8.79%	72.73%
0880	DENVER COUNTY 1	6088	MOORE K-8 SCHOOL	348	227	36	85	263	65.23%	10.34%	75.57%
0880	DENVER COUNTY 1	6098	MOREY MIDDLE SCHOOL	712	233	65	414	298	32.72%	9.13%	41.85%
0880	DENVER COUNTY 1	6188	MUNROE ELEMENTARY SCHOOL	512	407	45	60	452	79.49%	8.79%	88.28%
0880	DENVER COUNTY 1	6254	NEWLON ELEMENTARY SCHOOL	491	426	40	24	466	86.76%	8.15%	94.91%
0880	DENVER COUNTY 1	6314	NORTH HIGH SCHOOL	1,080	829	104	147	933	76.76%	9.63%	86.39%
0880	DENVER COUNTY 1	6350	BRUCE RANDOLPH SCHOOL	680	611	37	32	648	89.85%	5.44%	95.29%
0880	DENVER COUNTY 1	6394	NORTHEAST ACADEMY CHARTER SCHOOL	367	224	46	95	270	61.04%	12.53%	73.57%
0880	DENVER COUNTY 1	6397	ACADEMIA ANA MARIE SANDOVAL	308	95	38	175	133	30.84%	12.34%	43.18%
0880	DENVER COUNTY 1	6479	ODYSSEY CHARTER ELEMENTARY SCHOOL	224	50	23	151	73	22.32%	10.27%	32.59%
0880	DENVER COUNTY 1	6508	OMAR D BLAIR CHARTER SCHOOL	782	239	84	457	323	30.56%	10.74%	41.30%
0880	DENVER COUNTY 1	6509	ONLINE HIGH SCHOOL	126	28	5	93	33	22.22%	3.97%	26.19%
0880	DENVER COUNTY 1	6676	PALMER ELEMENTARY SCHOOL	261	120	14	124	134	45.98%	5.36%	51.34%
0880	DENVER COUNTY 1	6754	PARK HILL K-8 SCHOOL	598	212	28	358	240	35.45%	4.68%	40.13%
0880	DENVER COUNTY 1	6784	NOEL MIDDLE SCHOOL	749	598	74	75	672	79.84%	9.88%	89.72%



**COLORADO DEPARTMENT OF EDUCATION**  
**FALL 2007 K-12 FREE AND REDUCED LUNCH BY DISTRICT AND SCHOOL**

District Code	District Name	School Code	School Name	K-12	FREE	REDUCE		FREE AND		REDUCED % Free	% Reduced	% FRED
						D	Not Eligible	AND	% Free			
0880	DENVER COUNTY 1	6912	PHILIPS ELEMENTARY SCHOOL	175	136	19	20	155	77.71%	10.86%	88.57%	
0880	DENVER COUNTY 1	6957	PIONEER CHARTER SCHOOL	255	229	20	6	249	89.80%	7.84%	97.65%	
0880	DENVER COUNTY 1	6970	PITT-WALLER K-8 SCHOOL	758	349	113	295	462	46.04%	14.91%	60.95%	
0880	DENVER COUNTY 1	6988	PLACE MIDDLE SCHOOL	307	231	26	50	257	75.24%	8.47%	83.71%	
0880	DENVER COUNTY 1	7163	PREP ASSESSMENT CENTER	44	37	3	4	40	84.09%	6.82%	90.91%	
0880	DENVER COUNTY 1	7199	P.S.1 CHARTER SCHOOL	280	154	23	101	177	55%	8.21%	63.21%	
0880	DENVER COUNTY 1	7314	REMINGTON ELEMENTARY SCHOOL	298	271	18	9	289	90.94%	6.04%	96.98%	
0880	DENVER COUNTY 1	7370	RISHEL MIDDLE SCHOOL	532	440	42	50	482	82.71%	7.89%	90.60%	
0880	DENVER COUNTY 1	7554	SABIN ELEMENTARY SCHOOL	505	310	66	128	376	61.39%	13.07%	74.46%	
0880	DENVER COUNTY 1	7578	SAMUELS ELEMENTARY SCHOOL	418	233	51	134	284	55.74%	12.20%	67.94%	
0880	DENVER COUNTY 1	7694	SCHENCK ELEMENTARY SCHOOL	538	434	36	68	470	80.67%	6.69%	87.36%	
0880	DENVER COUNTY 1	7698	SCHMITT ELEMENTARY SCHOOL	378	298	39	41	337	78.84%	10.32%	89.15%	
0880	DENVER COUNTY 1	7942	SKINNER MIDDLE SCHOOL	357	275	36	46	311	77.03%	10.08%	87.11%	
0880	DENVER COUNTY 1	7947	SKYLAND COMMUNITY HIGH SCHOOL	140	79	9	52	88	56.43%	6.43%	62.86%	
0880	DENVER COUNTY 1	7972	SLAVENS K-8 SCHOOL	464	20	13	431	33	4.31%	2.80%	7.11%	
0880	DENVER COUNTY 1	7982	SMEDLEY ELEMENTARY SCHOOL	331	282	26	23	308	85.20%	7.85%	93.05%	
0880	DENVER COUNTY 1	7992	SMILEY MIDDLE SCHOOL	362	242	28	91	270	66.85%	7.73%	74.59%	
0880	DENVER COUNTY 1	8006	SMITH ELEMENTARY SCHOOL	321	237	10	74	247	73.83%	3.12%	76.95%	
0880	DENVER COUNTY 1	8054	HENRY MIDDLE SCHOOL	853	429	120	304	549	50.29%	14.07%	64.36%	
0880	DENVER COUNTY 1	8085	WEST DENVER PREPARATORY CHARTER SCHOOL	198	146	31	21	177	73.74%	15.66%	89.39%	
0880	DENVER COUNTY 1	8086	SOUTH HIGH SCHOOL	1,407	745	115	547	860	52.95%	8.17%	61.12%	
0880	DENVER COUNTY 1	8132	SOUTHWEST EARLY COLLEGE CHARTER SCHOOL	400	206	53	141	259	51.50%	13.25%	64.75%	
0880	DENVER COUNTY 1	8138	SOUTHMOOR ELEMENTARY SCHOOL	406	74	27	304	101	18.23%	6.65%	24.88%	
0880	DENVER COUNTY 1	8222	STECK ELEMENTARY SCHOOL	317	19	8	290	27	5.99%	2.52%	8.52%	
0880	DENVER COUNTY 1	8232	STEDMAN ELEMENTARY SCHOOL	235	194	11	30	205	82.55%	4.68%	87.23%	
0880	DENVER COUNTY 1	8242	STEELE ELEMENTARY SCHOOL	384	45	14	322	59	11.72%	3.65%	15.36%	
0880	DENVER COUNTY 1	8422	SWANSEA ELEMENTARY SCHOOL	487	372	28	87	400	76.39%	5.75%	82.14%	
0880	DENVER COUNTY 1	8776	TELLER ELEMENTARY SCHOOL	264	115	31	118	146	43.56%	11.74%	55.30%	
0880	DENVER COUNTY 1	8822	THOMAS JEFFERSON HIGH SCHOOL	1,175	324	81	765	405	27.57%	6.89%	34.47%	
0880	DENVER COUNTY 1	8888	TRAYLOR ELEMENTARY SCHOOL	546	215	59	271	274	39.38%	10.81%	50.18%	
0880	DENVER COUNTY 1	8970	UNIVERSITY PARK ELEMENTARY SCHOOL	352	91	21	238	112	25.85%	5.97%	31.82%	
0880	DENVER COUNTY 1	9050	VALVERDE ELEMENTARY SCHOOL	410	361	36	13	397	88.05%	8.78%	96.83%	
0880	DENVER COUNTY 1	9408	WEST HIGH SCHOOL	967	739	80	148	819	76.42%	8.27%	84.69%	
0880	DENVER COUNTY 1	9425	WESTERLY CREEK ELEMENTARY	112	4	1	105	5	3.57%	0.89%	4.46%	
0880	DENVER COUNTY 1	9496	CASTRO ELEMENTARY SCHOOL	623	502	71	50	573	80.58%	11.40%	91.97%	
0880	DENVER COUNTY 1	9520	WHITEMAN ELEMENTARY SCHOOL	238	200	9	29	209	84.03%	3.78%	87.82%	
0880	DENVER COUNTY 1	9548	WHITTIER K-8 SCHOOL	202	157	11	34	168	77.72%	5.45%	83.17%	
0880	DENVER COUNTY 1	9623	WILLIAM (BILL) ROBERTS K-8 SCHOOL	427	80	14	329	94	18.74%	3.28%	22.01%	
0880	DENVER COUNTY 1	9739	WYATT-EDISON CHARTER ELEMENTARY SCHOOL	636	535	44	57	579	84.12%	6.92%	91.04%	
0880	DENVER COUNTY 1	9752	WYMAN ELEMENTARY SCHOOL	176	140	10	26	150	79.55%	5.68%	85.23%	
<b>0880</b>	<b>DENVER COUNTY 1</b>		<b>DISTRICT TOTAL</b>	<b>69,092</b>	<b>40,876</b>	<b>5,801</b>	<b>22,274</b>	<b>46,677</b>	<b>59.16%</b>	<b>8.40%</b>	<b>67.56%</b>	
0890	DOLORES COUNTY RE NO.2	0050	RICO ELEMENTARY SCHOOL	13	0	0	13	0	0%	0%	0%	
0890	DOLORES COUNTY RE NO.2	2216	DOVE CREEK HIGH SCHOOL	121	16	9	96	25	13.22%	7.44%	20.66%	
0890	DOLORES COUNTY RE NO.2	7764	SEVENTH STREET ELEMENTARY SCHOOL	129	37	26	66	63	28.68%	20.16%	48.84%	
<b>0890</b>	<b>DOLORES COUNTY RE NO.2</b>		<b>DISTRICT TOTAL</b>	<b>263</b>	<b>53</b>	<b>35</b>	<b>175</b>	<b>88</b>	<b>20.15%</b>	<b>13.31%</b>	<b>33.46%</b>	
0900	DOUGLAS COUNTY RE 1	0011	ACADEMY CHARTER SCHOOL	674	13	11	650	24	1.93%	1.63%	3.56%	
0900	DOUGLAS COUNTY RE 1	0012	ACRES GREEN ELEMENTARY SCHOOL	685	86	23	576	109	12.55%	3.36%	15.91%	
0900	DOUGLAS COUNTY RE 1	0201	DANIEL C OAKES HIGH SCHOOL--CASTLE ROCK	138	0	0	138	0	0%	0%	0%	
0900	DOUGLAS COUNTY RE 1	0215	AMERICAN ACADEMY AT CASTLE PINES CHARTER	518	0	0	518	0	0%	0%	0%	
0900	DOUGLAS COUNTY RE 1	0354	ARROWWOOD ELEMENTARY SCHOOL	576	26	7	543	33	4.51%	1.22%	5.73%	
0900	DOUGLAS COUNTY RE 1	0651	BEAR CANYON ELEMENTARY SCHOOL	657	14	5	638	19	2.13%	0.76%	2.89%	


**COLORADO DEPARTMENT OF EDUCATION**  
**FALL 2007 K-12 FREE AND REDUCED LUNCH BY DISTRICT AND SCHOOL**

District Code	District Name	School Code	School Name	K-12	FREE	REDUCE		FREE AND		% Free	% Reduced	% FRED
						D	Eligible	REDUCED	% Free			
0900	DOUGLAS COUNTY RE 1	1131	BUFFALO RIDGE ELEMENTARY SCHOOL	542	0	1	541	1	0%	0.18%	0.18%	
0900	DOUGLAS COUNTY RE 1	1362	CASTLE ROCK ELEMENTARY SCHOOL	807	38	17	752	55	4.71%	2.11%	6.82%	
0900	DOUGLAS COUNTY RE 1	1367	CASTLE VIEW HIGH SCHOOL	1,059	45	14	1,000	59	4.25%	1.32%	5.57%	
0900	DOUGLAS COUNTY RE 1	1503	CHAPARRAL HIGH SCHOOL	2,345	67	30	2,244	97	2.86%	1.28%	4.14%	
0900	DOUGLAS COUNTY RE 1	1512	CHALLENGE TO EXCELLENCE CHARTER SCHOOL	440	0	0	440	0	0%	0%	0%	
0900	DOUGLAS COUNTY RE 1	1578	CHERRY VALLEY ELEMENTARY SCHOOL	77	6	3	68	9	7.79%	3.90%	11.69%	
0900	DOUGLAS COUNTY RE 1	1579	NORTH STAR ACADEMY	414	0	0	414	0	0%	0%	0%	
0900	DOUGLAS COUNTY RE 1	1873	CORE KNOWLEDGE CHARTER SCHOOL	417	0	0	417	0	0%	0%	0%	
0900	DOUGLAS COUNTY RE 1	1899	COPPER MESA ELEMENTARY SCHOOL	561	9	0	552	9	1.60%	0%	1.60%	
0900	DOUGLAS COUNTY RE 1	1925	COUGAR RUN ELEMENTARY SCHOOL	567	20	17	528	37	3.53%	3%	6.53%	
0900	DOUGLAS COUNTY RE 1	1934	COYOTE CREEK ELEMENTARY SCHOOL	529	8	6	515	14	1.51%	1.13%	2.65%	
0900	DOUGLAS COUNTY RE 1	2012	CRESTHILL MIDDLE SCHOOL	895	41	17	837	58	4.58%	1.90%	6.48%	
0900	DOUGLAS COUNTY RE 1	2226	CASTLE ROCK MIDDLE SCHOOL	1,476	85	40	1,350	125	5.76%	2.71%	8.47%	
0900	DOUGLAS COUNTY RE 1	2230	DOUGLAS COUNTY HIGH SCHOOL	1,963	81	35	1,845	116	4.13%	1.78%	5.91%	
0900	DOUGLAS COUNTY RE 1	2232	ROCK RIDGE ELEMENTARY SCHOOL	702	33	14	655	47	4.70%	1.99%	6.70%	
0900	DOUGLAS COUNTY RE 1	2233	CHEROKEE TRAIL ELEMENTARY SCHOOL	674	30	9	635	39	4.45%	1.34%	5.79%	
0900	DOUGLAS COUNTY RE 1	2234	EAGLE RIDGE ELEMENTARY SCHOOL	518	11	2	505	13	2.12%	0.39%	2.51%	
0900	DOUGLAS COUNTY RE 1	2338	EAGLE ACADEMY	89	1	0	88	1	1.12%	0%	1.12%	
0900	DOUGLAS COUNTY RE 1	2656	ELDORADO ELEMENTARY SCHOOL	670	7	5	658	12	1.04%	0.75%	1.79%	
0900	DOUGLAS COUNTY RE 1	2952	MAMMOTH HEIGHTS ELEMENTARY	385	14	5	366	19	3.64%	1.30%	4.94%	
0900	DOUGLAS COUNTY RE 1	2953	STONE MOUNTAIN ELEMENTARY	279	3	0	276	3	1.08%	0%	1.08%	
0900	DOUGLAS COUNTY RE 1	2954	ROXBOROUGH INTERMEDIATE	454	16	13	425	29	3.52%	2.86%	6.39%	
0900	DOUGLAS COUNTY RE 1	2965	FLAGSTONE ELEMENTARY SCHOOL	697	24	25	647	49	3.44%	3.59%	7.03%	
0900	DOUGLAS COUNTY RE 1	3138	FOX CREEK ELEMENTARY SCHOOL	590	26	16	548	42	4.41%	2.71%	7.12%	
0900	DOUGLAS COUNTY RE 1	3172	FRANKTOWN ELEMENTARY SCHOOL	304	7	9	288	16	2.30%	2.96%	5.26%	
0900	DOUGLAS COUNTY RE 1	3241	FRONTIER VALLEY ELEMENTARY SCHOOL	761	13	9	739	22	1.71%	1.18%	2.89%	
0900	DOUGLAS COUNTY RE 1	3928	HERITAGE ELEMENTARY SCHOOL	641	4	3	634	7	0.62%	0.47%	1.09%	
0900	DOUGLAS COUNTY RE 1	3980	HIGHLANDS RANCH HIGH SCHOOL	1,680	66	24	1,590	90	3.93%	1.43%	5.36%	
0900	DOUGLAS COUNTY RE 1	4292	IRON HORSE ELEMENTARY SCHOOL	655	25	14	616	39	3.82%	2.14%	5.95%	
0900	DOUGLAS COUNTY RE 1	4980	LARKSPUR ELEMENTARY SCHOOL	358	15	1	342	16	4.19%	0.28%	4.47%	
0900	DOUGLAS COUNTY RE 1	5045	LEGACY POINT ELEMENTARY SCHOOL	576	26	23	527	49	4.51%	3.99%	8.51%	
0900	DOUGLAS COUNTY RE 1	5745	MEADOW VIEW ELEMENTARY SCHOOL	683	15	11	657	26	2.20%	1.61%	3.81%	
0900	DOUGLAS COUNTY RE 1	5843	LONE TREE ELEMENTARY	411	2	2	407	4	0.49%	0.49%	0.97%	
0900	DOUGLAS COUNTY RE 1	5997	D C S MONTESSORI CHARTER SCHOOL	340	5	0	335	5	1.47%	0%	1.47%	
0900	DOUGLAS COUNTY RE 1	6152	MOUNTAIN VIEW ELEMENTARY SCHOOL	642	14	4	624	18	2.18%	0.62%	2.80%	
0900	DOUGLAS COUNTY RE 1	6164	MOUNTAIN RIDGE MIDDLE SCHOOL	1,028	31	20	977	51	3.02%	1.95%	4.96%	
0900	DOUGLAS COUNTY RE 1	6165	MOUNTAIN VISTA HIGH SCHOOL	1,968	37	16	1,914	53	1.88%	0.81%	2.69%	
0900	DOUGLAS COUNTY RE 1	6396	NORTHEAST ELEMENTARY SCHOOL	559	8	4	547	12	1.43%	0.72%	2.15%	
0900	DOUGLAS COUNTY RE 1	6406	NORTHRIDGE ELEMENTARY SCHOOL	684	39	14	630	53	5.70%	2.05%	7.75%	
0900	DOUGLAS COUNTY RE 1	6772	SAGEWOOD MIDDLE SCHOOL	1,118	31	13	1,074	44	2.77%	1.16%	3.94%	
0900	DOUGLAS COUNTY RE 1	6773	SIERRA MIDDLE SCHOOL	1,241	47	25	1,169	72	3.79%	2.01%	5.80%	
0900	DOUGLAS COUNTY RE 1	6938	PINE GROVE ELEMENTARY SCHOOL	611	9	4	598	13	1.47%	0.65%	2.13%	
0900	DOUGLAS COUNTY RE 1	6940	PINE LANE INTERMEDIATE SCHOOL	502	37	15	450	52	7.37%	2.99%	10.36%	
0900	DOUGLAS COUNTY RE 1	6944	PINE LANE PRIMARY SCHOOL	685	63	16	606	79	9.20%	2.34%	11.53%	
0900	DOUGLAS COUNTY RE 1	6961	PIONEER ELEMENTARY SCHOOL	708	45	9	654	54	6.36%	1.27%	7.63%	
0900	DOUGLAS COUNTY RE 1	7047	PLATTE RIVER CHARTER ACADEMY	507	0	0	507	0	0%	0%	0%	
0900	DOUGLAS COUNTY RE 1	7091	PLUM CREEK ACADEMY	31	3	2	26	5	9.68%	6.45%	16.13%	
0900	DOUGLAS COUNTY RE 1	7096	ROXBOROUGH ELEMENTARY SCHOOL	387	8	4	375	12	2.07%	1.03%	3.10%	
0900	DOUGLAS COUNTY RE 1	7118	PONDEROSA HIGH SCHOOL	2,024	44	16	1,963	60	2.17%	0.79%	2.96%	
0900	DOUGLAS COUNTY RE 1	7134	PRAIRIE CROSSING ELEMENTARY SCHOOL	842	26	11	805	37	3.09%	1.31%	4.39%	
0900	DOUGLAS COUNTY RE 1	7245	RANCH VIEW MIDDLE SCHOOL	975	22	11	942	33	2.26%	1.13%	3.38%	



**COLORADO DEPARTMENT OF EDUCATION**  
**FALL 2007 K-12 FREE AND REDUCED LUNCH BY DISTRICT AND SCHOOL**

District Code	District Name	School Code	School Name	K-12	REDUCE		FREE AND		REDUCED % Free	% Reduced	% FRED
					D	Not Eligible	REDUCED	% Free			
0900	DOUGLAS COUNTY RE 1	7297	REDSTONE ELEMENTARY SCHOOL	631	1	2	628	3	0.16%	0.32%	0.48%
0900	DOUGLAS COUNTY RE 1	7319	RENAISSANCE EXPEDITION LEARN OUTWARD BOUND SCHOOL	316	10	7	296	17	3.16%	2.22%	5.38%
0900	DOUGLAS COUNTY RE 1	7435	ROCK CANYON HIGH SCHOOL	1,283	4	10	1,269	14	0.31%	0.78%	1.09%
0900	DOUGLAS COUNTY RE 1	7448	ROCKY HEIGHTS MIDDLE SCHOOL	1,150	10	8	1,132	18	0.87%	0.70%	1.57%
0900	DOUGLAS COUNTY RE 1	7562	SADDLE RANCH ELEMENTARY SCHOOL	603	3	4	596	7	0.50%	0.66%	1.16%
0900	DOUGLAS COUNTY RE 1	7610	SAND CREEK ELEMENTARY SCHOOL	555	30	13	511	43	5.41%	2.34%	7.75%
0900	DOUGLAS COUNTY RE 1	7718	SEDALIA ELEMENTARY SCHOOL	350	54	16	280	70	15.43%	4.57%	20%
0900	DOUGLAS COUNTY RE 1	8106	SOARING HAWK ELEMENTARY SCHOOL	829	31	7	791	38	3.74%	0.84%	4.58%
0900	DOUGLAS COUNTY RE 1	8126	SOUTH STREET ELEMENTARY SCHOOL	589	134	9	446	143	22.75%	1.53%	24.28%
0900	DOUGLAS COUNTY RE 1	8382	SUMMIT VIEW ELEMENTARY SCHOOL	700	8	1	691	9	1.14%	0.14%	1.29%
0900	DOUGLAS COUNTY RE 1	8847	THUNDERRIDGE HIGH SCHOOL	1,593	27	21	1,542	48	1.69%	1.32%	3.01%
0900	DOUGLAS COUNTY RE 1	8853	TIMBER TRAIL ELEMENTARY SCHOOL	596	7	1	588	8	1.17%	0.17%	1.34%
0900	DOUGLAS COUNTY RE 1	8897	TRAILBLAZER ELEMENTARY SCHOOL	664	4	3	657	7	0.60%	0.45%	1.05%
0900	DOUGLAS COUNTY RE 1	9592	WILDCAT MOUNTAIN ELEMENTARY SCHOOL	527	8	3	516	11	1.52%	0.57%	2.09%
<b>0900</b>	<b>DOUGLAS COUNTY RE 1</b>		<b>DISTRICT TOTAL</b>	<b>51,705</b>	<b>1,677</b>	<b>700</b>	<b>49,308</b>	<b>2,377</b>	<b>3.24%</b>	<b>1.35%</b>	<b>4.60%</b>
0910	EAGLE COUNTY RE 50	0037	RED HILL ELEMENTARY SCHOOL	397	84	32	281	116	21.16%	8.06%	29.22%
0910	EAGLE COUNTY RE 50	0038	BRUSH CREEK ELEMENTARY SCHOOL	400	38	17	345	55	9.50%	4.25%	13.75%
0910	EAGLE COUNTY RE 50	0039	GYPSTUM CREEK MIDDLE SCHOOL	333	69	44	220	113	20.72%	13.21%	33.93%
0910	EAGLE COUNTY RE 50	0205	RED CANYON HIGH SCHOOL	101	32	0	69	32	31.68%	0%	31.68%
0910	EAGLE COUNTY RE 50	0471	AVON ELEMENTARY SCHOOL	358	170	25	163	195	47.49%	6.98%	54.47%
0910	EAGLE COUNTY RE 50	0604	BATTLE MOUNTAIN HIGH SCHOOL	738	74	23	637	97	10.03%	3.12%	13.14%
0910	EAGLE COUNTY RE 50	0793	BERRY CREEK MIDDLE SCHOOL	301	90	16	195	106	29.90%	5.32%	35.22%
0910	EAGLE COUNTY RE 50	2340	EAGLE COUNTY CHARTER ACADEMY	288	0	0	288	0	0%	0%	0%
0910	EAGLE COUNTY RE 50	2346	EAGLE VALLEY ELEMENTARY SCHOOL	282	85	19	178	104	30.14%	6.74%	36.88%
0910	EAGLE COUNTY RE 50	2350	EAGLE VALLEY HIGH SCHOOL	678	66	31	580	97	9.73%	4.57%	14.31%
0910	EAGLE COUNTY RE 50	2355	EAGLE VALLEY MIDDLE SCHOOL	271	42	18	211	60	15.50%	6.64%	22.14%
0910	EAGLE COUNTY RE 50	2530	EDWARDS ELEMENTARY SCHOOL	444	170	34	240	204	38.29%	7.66%	45.95%
0910	EAGLE COUNTY RE 50	3710	GYPSTUM ELEMENTARY SCHOOL	322	119	54	149	173	36.96%	16.77%	53.73%
0910	EAGLE COUNTY RE 50	5742	MEADOW MOUNTAIN ELEMENTARY SCHOOL	166	62	25	79	87	37.35%	15.06%	52.41%
0910	EAGLE COUNTY RE 50	5930	MINTURN MIDDLE SCHOOL	189	23	16	150	39	12.17%	8.47%	20.63%
0910	EAGLE COUNTY RE 50	6238	NEW AMERICA CHARTER SCHOOL	39	17	0	22	17	43.59%	0%	43.59%
0910	EAGLE COUNTY RE 50	7296	RED SANDSTONE ELEMENTARY SCHOOL	206	33	18	155	51	16.02%	8.74%	24.76%
<b>0910</b>	<b>EAGLE COUNTY RE 50</b>		<b>DISTRICT TOTAL</b>	<b>5,513</b>	<b>1,174</b>	<b>372</b>	<b>3,962</b>	<b>1,546</b>	<b>21.30%</b>	<b>6.75%</b>	<b>28.04%</b>
0920	ELIZABETH C-1	2572	LEGACY ACADEMY	428	17	11	400	28	3.97%	2.57%	6.54%
0920	ELIZABETH C-1	2604	ELIZABETH MIDDLE SCHOOL	561	30	23	507	53	5.35%	4.10%	9.45%
0920	ELIZABETH C-1	2608	ELIZABETH HIGH SCHOOL	835	18	11	806	29	2.16%	1.32%	3.47%
0920	ELIZABETH C-1	3236	FRONTIER HIGH SCHOOL	44	6	0	38	6	13.64%	0%	13.64%
0920	ELIZABETH C-1	7517	RUNNING CREEK ELEMENTARY SCHOOL	496	54	35	407	89	10.89%	7.06%	17.94%
0920	ELIZABETH C-1	7925	SINGING HILLS ELEMENTARY SCHOOL	460	20	10	430	30	4.35%	2.17%	6.52%
<b>0920</b>	<b>ELIZABETH C-1</b>		<b>DISTRICT TOTAL</b>	<b>2,824</b>	<b>145</b>	<b>90</b>	<b>2,588</b>	<b>235</b>	<b>5.13%</b>	<b>3.19%</b>	<b>8.32%</b>
0930	KIOWA C-2	4724	KIOWA ELEMENTARY SCHOOL	144	18	10	116	28	12.50%	6.94%	19.44%
0930	KIOWA C-2	4726	KIOWA MIDDLE SCHOOL	93	14	6	73	20	15.05%	6.45%	21.51%
0930	KIOWA C-2	4728	KIOWA HIGH SCHOOL	111	13	7	90	20	11.71%	6.31%	18.02%
<b>0930</b>	<b>KIOWA C-2</b>		<b>DISTRICT TOTAL</b>	<b>348</b>	<b>45</b>	<b>23</b>	<b>279</b>	<b>68</b>	<b>12.93%</b>	<b>6.61%</b>	<b>19.54%</b>
0940	BIG SANDY 100J	7914	SIMLA ELEMENTARY SCHOOL	143	46	15	82	61	32.17%	10.49%	42.66%
0940	BIG SANDY 100J	7918	SIMLA JUNIOR HIGH SCHOOL	80	32	15	33	47	40%	18.75%	58.75%
0940	BIG SANDY 100J	7922	SIMLA HIGH SCHOOL	93	23	12	58	35	24.73%	12.90%	37.63%
<b>0940</b>	<b>BIG SANDY 100J</b>		<b>DISTRICT TOTAL</b>	<b>316</b>	<b>101</b>	<b>42</b>	<b>173</b>	<b>143</b>	<b>31.96%</b>	<b>13.29%</b>	<b>45.25%</b>
0950	ELBERT 200	2570	ELBERT ELEMENTARY SCHOOL	119	10	15	93	25	8.40%	12.61%	21.01%
0950	ELBERT 200	2574	ELBERT JUNIOR-SENIOR HIGH SCHOOL	117	7	3	107	10	5.98%	2.56%	8.55%
<b>0950</b>	<b>ELBERT 200</b>		<b>DISTRICT TOTAL</b>	<b>236</b>	<b>17</b>	<b>18</b>	<b>200</b>	<b>35</b>	<b>7.20%</b>	<b>7.63%</b>	<b>14.83%</b>



**COLORADO DEPARTMENT OF EDUCATION**  
**FALL 2007 K-12 FREE AND REDUCED LUNCH BY DISTRICT AND SCHOOL**

District Code	District Name	School Code	School Name	K-12	REDUCE		Not Eligible		FREE AND		
					D	Eligible	REDUCED % Free	% Reduced	% FRED		
0960	AGATE 300	0044	AGATE ELEMENTARY SCHOOL	17	7	1	9	8	41.18%	5.88%	47.06%
0960	AGATE 300	0048	AGATE JUNIOR-SENIOR HIGH SCHOOL	47	11	13	23	24	23.40%	27.66%	51.06%
<b>0960</b>	<b>AGATE 300</b>		<b>DISTRICT TOTAL</b>	<b>64</b>	<b>18</b>	<b>14</b>	<b>32</b>	<b>32</b>	<b>28.13%</b>	<b>21.88%</b>	<b>50%</b>
0970	CALHAN RJ-1	0035	FRONTIER CHARTER ACADEMY	79	8	3	68	11	10.13%	3.80%	13.92%
0970	CALHAN RJ-1	1210	CALHAN ELEMENTARY SCHOOL	215	41	23	151	64	19.07%	10.70%	29.77%
0970	CALHAN RJ-1	1215	CALHAN MIDDLE SCHOOL	118	25	14	79	39	21.19%	11.86%	33.05%
0970	CALHAN RJ-1	1218	CALHAN HIGH SCHOOL	209	36	11	162	47	17.22%	5.26%	22.49%
<b>0970</b>	<b>CALHAN RJ-1</b>		<b>DISTRICT TOTAL</b>	<b>621</b>	<b>110</b>	<b>51</b>	<b>460</b>	<b>161</b>	<b>17.71%</b>	<b>8.21%</b>	<b>25.93%</b>
0980	HARRISON 2	0029	ADULT & FAMILY LITERACY	127	16	1	88	17	12.60%	0.79%	13.39%
0980	HARRISON 2	1000	BRICKER ELEMENTARY SCHOOL	418	287	41	90	328	68.66%	9.81%	78.47%
0980	HARRISON 2	1306	CARMEL MIDDLE SCHOOL	452	331	40	81	371	73.23%	8.85%	82.08%
0980	HARRISON 2	1383	CENTENNIAL ELEMENTARY SCHOOL	378	315	23	40	338	83.33%	6.08%	89.42%
0980	HARRISON 2	1490	CHAMBERLIN ELEMENTARY SCHOOL	172	132	22	18	154	76.74%	12.79%	89.53%
0980	HARRISON 2	3392	GIBERSON ELEMENTARY SCHOOL	397	273	36	88	309	68.77%	9.07%	77.83%
0980	HARRISON 2	3522	FOX MEADOW MIDDLE SCHOOL	524	332	42	149	374	63.36%	8.02%	71.37%
0980	HARRISON 2	3806	HARRISON HIGH SCHOOL	1,028	585	102	336	687	56.91%	9.92%	66.83%
0980	HARRISON 2	4378	JAMES IRWIN CHARTER HIGH SCHOOL	352	29	10	313	39	8.24%	2.84%	11.08%
0980	HARRISON 2	4379	JAMES IRWIN CHARTER MIDDLE SCHOOL	346	53	23	269	76	15.32%	6.65%	21.97%
0980	HARRISON 2	4380	JAMES IRWIN CHARTER ELEMENTARY SCHOOL	392	68	35	287	103	17.35%	8.93%	26.28%
0980	HARRISON 2	6018	MONTEREY ELEMENTARY SCHOOL	342	263	27	51	290	76.90%	7.89%	84.80%
0980	HARRISON 2	6162	MOUNTAIN VISTA COMMUNITY SCHOOL	464	272	56	135	328	58.62%	12.07%	70.69%
0980	HARRISON 2	6244	NEW HORIZONS DAY SCHOOL	209	108	11	79	119	51.67%	5.26%	56.94%
0980	HARRISON 2	6460	OAK CREEK ELEMENTARY SCHOOL	300	187	32	79	219	62.33%	10.67%	73%
0980	HARRISON 2	6578	OTERO ELEMENTARY SCHOOL	360	155	51	153	206	43.06%	14.17%	57.22%
0980	HARRISON 2	6686	PANORAMA MIDDLE SCHOOL	658	385	91	179	476	58.51%	13.83%	72.34%
0980	HARRISON 2	6936	PIKES PEAK ELEMENTARY SCHOOL	382	304	33	45	337	79.58%	8.64%	88.22%
0980	HARRISON 2	7611	SAND CREEK ELEMENTARY SCHOOL	487	281	38	167	319	57.70%	7.80%	65.50%
0980	HARRISON 2	7882	SIERRA HIGH SCHOOL	1,175	514	126	521	640	43.74%	10.72%	54.47%
0980	HARRISON 2	8034	SOARING EAGLES ELEMENTARY SCHOOL	532	213	59	260	272	40.04%	11.09%	51.13%
0980	HARRISON 2	8337	STRATMOOR HILLS ELEMENTARY SCHOOL	280	216	24	40	240	77.14%	8.57%	85.71%
0980	HARRISON 2	8350	STRATTON MEADOWS ELEMENTARY SCHOOL	284	231	22	30	253	81.34%	7.75%	89.08%
0980	HARRISON 2	8923	TURMAN ELEMENTARY SCHOOL	308	221	29	58	250	71.75%	9.42%	81.17%
0980	HARRISON 2	8940	SHIVERS ACADEMY CHARTER SCHOOL	29	0	0	22	0	0%	0%	0%
0980	HARRISON 2	9602	WILDFLOWER ELEMENTARY SCHOOL	304	173	45	86	218	56.91%	14.80%	71.71%
<b>0980</b>	<b>HARRISON 2</b>		<b>DISTRICT TOTAL</b>	<b>10,700</b>	<b>5,944</b>	<b>1,019</b>	<b>3,664</b>	<b>6,963</b>	<b>55.55%</b>	<b>9.52%</b>	<b>65.07%</b>
0990	WIDEFIELD 3	0000	NOT IN A SCHOOL	7	1	0	6	1	14.29%	0%	14.29%
0990	WIDEFIELD 3	3234	FRENCH ELEMENTARY SCHOOL	636	125	77	434	202	19.65%	12.11%	31.76%
0990	WIDEFIELD 3	4346	TALBOTT ELEMENTARY SCHOOL	439	132	70	237	202	30.07%	15.95%	46.01%
0990	WIDEFIELD 3	4394	JANITELL JUNIOR HIGH SCHOOL	492	112	67	312	179	22.76%	13.62%	36.38%
0990	WIDEFIELD 3	5033	JAMES MADISON CHARTER ACADEMY SCHOOL	157	0	0	157	0	0%	0%	0%
0990	WIDEFIELD 3	5602	MARTIN LUTHER KING JR ELEMENTARY SCHOOL	462	161	59	242	220	34.85%	12.77%	47.62%
0990	WIDEFIELD 3	5841	MESA RIDGE HIGH SCHOOL	1,230	5	0	1,220	5	0.41%	0%	0.41%
0990	WIDEFIELD 3	6362	NORTH ELEMENTARY SCHOOL	271	100	30	140	130	36.90%	11.07%	47.97%
0990	WIDEFIELD 3	6952	PINELLO ELEMENTARY SCHOOL	338	136	49	153	185	40.24%	14.50%	54.73%
0990	WIDEFIELD 3	8122	VENETUCCI ELEMENTARY SCHOOL	444	118	58	268	176	26.58%	13.06%	39.64%
0990	WIDEFIELD 3	8178	SPROUL JUNIOR HIGH SCHOOL	374	99	33	242	132	26.47%	8.82%	35.29%
0990	WIDEFIELD 3	8392	SUNRISE ELEMENTARY SCHOOL	671	164	83	424	247	24.44%	12.37%	36.81%
0990	WIDEFIELD 3	9294	WATSON JUNIOR HIGH SCHOOL	427	95	37	295	132	22.25%	8.67%	30.91%
0990	WIDEFIELD 3	9334	WEBSTER ELEMENTARY SCHOOL	515	146	76	293	222	28.35%	14.76%	43.11%
0990	WIDEFIELD 3	9560	DISCOVERY HIGH SCHOOL	95	0	0	95	0	0%	0%	0%
0990	WIDEFIELD 3	9562	WIDEFIELD ELEMENTARY SCHOOL	380	118	48	214	166	31.05%	12.63%	43.68%



**COLORADO DEPARTMENT OF EDUCATION**  
**FALL 2007 K-12 FREE AND REDUCED LUNCH BY DISTRICT AND SCHOOL**

District Code	District Name	School Code	School Name	K-12	REDUCE		Not Eligible	FREE AND		% Free	% Reduced	% FRED
					D	Eligible		REDUCED	% Free			
0990	WIDEFIELD 3	9566	WIDEFIELD HIGH SCHOOL	1,248	5	0	1,238	5	0.40%	0%	0.40%	
<b>0990</b>	<b>WIDEFIELD 3</b>		<b>DISTRICT TOTAL</b>	<b>8,186</b>	<b>1,517</b>	<b>687</b>	<b>5,970</b>	<b>2,204</b>	<b>18.53%</b>	<b>8.39%</b>	<b>26.92%</b>	
1000	FOUNTAIN 8	0203	LORRAINE SECONDARY SCHOOL	75	28	9	38	37	37.33%	12%	49.33%	
1000	FOUNTAIN 8	1332	CARSON MIDDLE SCHOOL	505	86	104	315	190	17.03%	20.59%	37.62%	
1000	FOUNTAIN 8	1334	ABRAMS ELEMENTARY SCHOOL	580	189	142	248	331	32.59%	24.48%	57.07%	
1000	FOUNTAIN 8	3027	EAGLESIDE ELEMENTARY SCHOOL	346	53	61	232	114	15.32%	17.63%	32.95%	
1000	FOUNTAIN 8	3102	ARAGON ELEMENTARY SCHOOL	457	218	53	186	271	47.70%	11.60%	59.30%	
1000	FOUNTAIN 8	3106	FOUNTAIN MIDDLE SCHOOL	842	193	91	556	284	22.92%	10.81%	33.73%	
1000	FOUNTAIN 8	3108	MESA ELEMENTARY SCHOOL	465	103	72	290	175	22.15%	15.48%	37.63%	
1000	FOUNTAIN 8	3110	FOUNTAIN-FORT CARSON HIGH SCHOOL	1,511	258	136	1,110	394	17.07%	9%	26.08%	
1000	FOUNTAIN 8	4474	JORDAHL ELEMENTARY SCHOOL	478	100	59	319	159	20.92%	12.34%	33.26%	
1000	FOUNTAIN 8	6138	MOUNTAINSIDE ELEMENTARY SCHOOL	536	180	122	234	302	33.58%	22.76%	56.34%	
1000	FOUNTAIN 8	6338	PATRIOT ELEMENTARY SCHOOL	542	41	98	403	139	7.56%	18.08%	25.65%	
<b>1000</b>	<b>FOUNTAIN 8</b>		<b>DISTRICT TOTAL</b>	<b>6,337</b>	<b>1,449</b>	<b>947</b>	<b>3,931</b>	<b>2,396</b>	<b>22.87%</b>	<b>14.94%</b>	<b>37.81%</b>	
1010	COLORADO SPRINGS 11	0000	NOT IN A SCHOOL	22	8	3	11	11	36.36%	13.64%	50%	
1010	COLORADO SPRINGS 11	0028	ADAMS ELEMENTARY SCHOOL	243	196	19	28	215	80.66%	7.82%	88.48%	
1010	COLORADO SPRINGS 11	0452	AUDUBON ELEMENTARY SCHOOL	316	118	26	172	144	37.34%	8.23%	45.57%	
1010	COLORADO SPRINGS 11	0594	BATES ELEMENTARY SCHOOL	254	105	24	125	129	41.34%	9.45%	50.79%	
1010	COLORADO SPRINGS 11	0871	BIJOU ALTERNATIVE PROGRAM	131	46	11	74	57	35.11%	8.40%	43.51%	
1010	COLORADO SPRINGS 11	1032	BRISTOL ELEMENTARY SCHOOL	223	136	28	59	164	60.99%	12.56%	73.54%	
1010	COLORADO SPRINGS 11	1126	BUENA VISTA ELEMENTARY SCHOOL	196	77	18	101	95	39.29%	9.18%	48.47%	
1010	COLORADO SPRINGS 11	1340	CARVER ELEMENTARY SCHOOL	348	184	41	123	225	52.87%	11.78%	64.66%	
1010	COLORADO SPRINGS 11	1613	CHIPETA ELEMENTARY SCHOOL	398	34	24	340	58	8.54%	6.03%	14.57%	
1010	COLORADO SPRINGS 11	1616	CIVA CHARTER ACADEMY	137	26	4	107	30	18.98%	2.92%	21.90%	
1010	COLORADO SPRINGS 11	1625	MCAULIFFE ELEMENTARY	476	173	86	217	259	36.34%	18.07%	54.41%	
1010	COLORADO SPRINGS 11	1798	COLUMBIA ELEMENTARY SCHOOL	159	83	14	62	97	52.20%	8.81%	61.01%	
1010	COLORADO SPRINGS 11	1870	CORONADO HIGH SCHOOL	1,492	280	108	1,099	388	18.77%	7.24%	26.01%	
1010	COLORADO SPRINGS 11	1885	COMMUNITY PREP CHARTER SCHOOL	187	88	6	93	94	47.06%	3.21%	50.27%	
1010	COLORADO SPRINGS 11	2202	DOHERTY HIGH SCHOOL	2,191	307	119	1,759	426	14.01%	5.43%	19.44%	
1010	COLORADO SPRINGS 11	2510	EDISON ELEMENTARY SCHOOL	191	129	12	50	141	67.54%	6.28%	73.82%	
1010	COLORADO SPRINGS 11	2528	NIKOLA TESLA EDUCATION OPPORTUNITY CENTER	230	126	25	77	151	54.78%	10.87%	65.65%	
1010	COLORADO SPRINGS 11	2722	EMERSON-EDISON JUNIOR CHARTER ACADEMY	410	318	31	61	349	77.56%	7.56%	85.12%	
1010	COLORADO SPRINGS 11	3175	FREEDOM ELEMENTARY SCHOOL	458	45	16	397	61	9.83%	3.49%	13.32%	
1010	COLORADO SPRINGS 11	3218	FREMONT ELEMENTARY SCHOOL	366	124	31	211	155	33.88%	8.47%	42.35%	
1010	COLORADO SPRINGS 11	3470	GLOBE CHARTER SCHOOL	154	75	15	64	90	48.70%	9.74%	58.44%	
1010	COLORADO SPRINGS 11	3592	GRANT ELEMENTARY SCHOOL	423	169	57	197	226	39.95%	13.48%	53.43%	
1010	COLORADO SPRINGS 11	3890	HUNT ELEMENTARY SCHOOL	154	119	16	19	135	77.27%	10.39%	87.66%	
1010	COLORADO SPRINGS 11	3920	HENRY ELEMENTARY SCHOOL	342	156	42	144	198	45.61%	12.28%	57.89%	
1010	COLORADO SPRINGS 11	4070	HOLMES MIDDLE SCHOOL	718	174	51	493	225	24.23%	7.10%	31.34%	
1010	COLORADO SPRINGS 11	4090	MANN MIDDLE SCHOOL	767	329	89	349	418	42.89%	11.60%	54.50%	
1010	COLORADO SPRINGS 11	4138	HOWBERT ELEMENTARY SCHOOL	240	38	24	178	62	15.83%	10%	25.83%	
1010	COLORADO SPRINGS 11	4336	IVYWILD ELEMENTARY SCHOOL	148	117	12	19	129	79.05%	8.11%	87.16%	
1010	COLORADO SPRINGS 11	4358	JACKSON ELEMENTARY SCHOOL	201	101	15	85	116	50.25%	7.46%	57.71%	
1010	COLORADO SPRINGS 11	4406	JEFFERSON ELEMENTARY SCHOOL	180	112	17	51	129	62.22%	9.44%	71.67%	
1010	COLORADO SPRINGS 11	4424	JENKINS MIDDLE SCHOOL	839	98	61	680	159	11.68%	7.27%	18.95%	
1010	COLORADO SPRINGS 11	4530	KELLER ELEMENTARY SCHOOL	482	139	73	270	212	28.84%	15.15%	43.98%	
1010	COLORADO SPRINGS 11	5146	LIFE SKILLS CENTER OF COLORADO SPRINGS	286	91	19	176	110	31.82%	6.64%	38.46%	
1010	COLORADO SPRINGS 11	5162	LINCOLN ELEMENTARY SCHOOL	298	200	35	63	235	67.11%	11.74%	78.86%	
1010	COLORADO SPRINGS 11	5272	LONGFELLOW ELEMENTARY SCHOOL	194	102	30	62	132	52.58%	15.46%	68.04%	
1010	COLORADO SPRINGS 11	5404	MADISON ELEMENTARY SCHOOL	297	93	21	183	114	31.31%	7.07%	38.38%	
1010	COLORADO SPRINGS 11	5576	TWAIN ELEMENTARY SCHOOL	390	252	52	86	304	64.62%	13.33%	77.95%	

**COLORADO DEPARTMENT OF EDUCATION**  
**FALL 2007 K-12 FREE AND REDUCED LUNCH BY DISTRICT AND SCHOOL**

District Code	District Name	School Code	School Name	K-12	FREE	REDUCE		Not Eligible	FREE AND		
						D	Eligible		REDUCED % Free	% Reduced	% FRED
1010	COLORADO SPRINGS 11	5604	KING ELEMENTARY SCHOOL	430	112	53	265	165	26.05%	12.33%	38.37%
1010	COLORADO SPRINGS 11	5610	MARTINEZ ELEMENTARY SCHOOL	585	74	30	481	104	12.65%	5.13%	17.78%
1010	COLORADO SPRINGS 11	5878	MIDLAND ELEMENTARY SCHOOL	160	78	17	65	95	48.75%	10.63%	59.38%
1010	COLORADO SPRINGS 11	5948	MITCHELL HIGH SCHOOL	1,259	505	103	648	608	40.11%	8.18%	48.29%
1010	COLORADO SPRINGS 11	5988	MONROE ELEMENTARY SCHOOL	362	295	32	35	327	81.49%	8.84%	90.33%
1010	COLORADO SPRINGS 11	6306	NORTH MIDDLE SCHOOL	791	346	88	357	434	43.74%	11.13%	54.87%
1010	COLORADO SPRINGS 11	6680	PALMER HIGH SCHOOL	2,062	481	118	1,451	599	23.33%	5.72%	29.05%
1010	COLORADO SPRINGS 11	6856	PENROSE ELEMENTARY SCHOOL	396	145	36	215	181	36.62%	9.09%	45.71%
1010	COLORADO SPRINGS 11	6932	PIKE ELEMENTARY SCHOOL	127	72	24	31	96	56.69%	18.90%	75.59%
1010	COLORADO SPRINGS 11	7228	QUEEN PALMER ELEMENTARY SCHOOL	216	160	23	33	183	74.07%	10.65%	84.72%
1010	COLORADO SPRINGS 11	7482	ROOSEVELT EDISON CHARTER SCHOOL	659	506	57	96	563	76.78%	8.65%	85.43%
1010	COLORADO SPRINGS 11	7513	RUDY ELEMENTARY SCHOOL	397	114	27	256	141	28.72%	6.80%	35.52%
1010	COLORADO SPRINGS 11	7523	RUSSELL MIDDLE SCHOOL	818	251	95	472	346	30.68%	11.61%	42.30%
1010	COLORADO SPRINGS 11	7556	SABIN MIDDLE SCHOOL	777	267	72	438	339	34.36%	9.27%	43.63%
1010	COLORADO SPRINGS 11	7705	SCOTT ELEMENTARY SCHOOL	605	96	38	471	134	15.87%	6.28%	22.15%
1010	COLORADO SPRINGS 11	8246	STEELE ELEMENTARY SCHOOL	265	27	12	226	39	10.19%	4.53%	14.72%
1010	COLORADO SPRINGS 11	8346	STRATTON ELEMENTARY SCHOOL	303	82	22	199	104	27.06%	7.26%	34.32%
1010	COLORADO SPRINGS 11	8359	SPACE TECHNOLOGY AND ARTS ACADEMY (STAR ACADEMY)	112	46	17	49	63	41.07%	15.18%	56.25%
1010	COLORADO SPRINGS 11	8466	TAYLOR ELEMENTARY SCHOOL	244	85	41	118	126	34.84%	16.80%	51.64%
1010	COLORADO SPRINGS 11	8902	TRAILBLAZER ELEMENTARY SCHOOL	328	52	9	267	61	15.85%	2.74%	18.60%
1010	COLORADO SPRINGS 11	9244	WASHINGTON ELEMENTARY SCHOOL	237	164	26	47	190	69.20%	10.97%	80.17%
1010	COLORADO SPRINGS 11	9282	IRVING MIDDLE SCHOOL	602	263	53	286	316	43.69%	8.80%	52.49%
1010	COLORADO SPRINGS 11	9298	WASSON HIGH SCHOOL	1,306	503	118	682	621	38.51%	9.04%	47.55%
1010	COLORADO SPRINGS 11	9404	WEST INTERGENERATIONAL CENTER	354	183	31	139	214	51.69%	8.76%	60.45%
1010	COLORADO SPRINGS 11	9552	WHITTIER ELEMENTARY SCHOOL	173	98	19	56	117	56.65%	10.98%	67.63%
1010	COLORADO SPRINGS 11	9618	ROGERS ELEMENTARY SCHOOL	362	251	26	85	277	69.34%	7.18%	76.52%
1010	COLORADO SPRINGS 11	9660	WILSON ELEMENTARY SCHOOL	387	279	36	72	315	72.09%	9.30%	81.40%
<b>1010</b>	<b>COLORADO SPRINGS 11</b>		<b>DISTRICT TOTAL</b>	<b>28,858</b>	<b>10,503</b>	<b>2,498</b>	<b>15,825</b>	<b>13,001</b>	<b>36.40%</b>	<b>8.66%</b>	<b>45.05%</b>
1020	CHEYENNE MOUNTAIN 12	1582	CHEYENNE MOUNTAIN CHARTER ACADEMY	891	117	76	694	193	13.13%	8.53%	21.66%
1020	CHEYENNE MOUNTAIN 12	1586	CHEYENNE MOUNTAIN ELEMENTARY SCHOOL	326	0	1	325	1	0%	0.31%	0.31%
1020	CHEYENNE MOUNTAIN 12	1588	CHEYENNE MOUNTAIN JUNIOR HIGH SCHOOL	650	26	25	598	51	4%	3.85%	7.85%
1020	CHEYENNE MOUNTAIN 12	1590	CHEYENNE MOUNTAIN HIGH SCHOOL	1,368	1	0	1,367	1	0.07%	0%	0.07%
1020	CHEYENNE MOUNTAIN 12	1592	BROADMOOR ELEMENTARY SCHOOL	257	20	9	228	29	7.78%	3.50%	11.28%
1020	CHEYENNE MOUNTAIN 12	1596	CANON ELEMENTARY SCHOOL	278	32	8	238	40	11.51%	2.88%	14.39%
1020	CHEYENNE MOUNTAIN 12	1604	SKYWAY PARK ELEMENTARY SCHOOL	299	51	24	223	75	17.06%	8.03%	25.08%
1020	CHEYENNE MOUNTAIN 12	3482	GOLD CAMP ELEMENTARY SCHOOL	305	17	1	287	18	5.57%	0.33%	5.90%
1020	CHEYENNE MOUNTAIN 12	6953	PINON VALLEY ELEMENTARY SCHOOL	337	23	14	299	37	6.82%	4.15%	10.98%
1020	CHEYENNE MOUNTAIN 12	9065	THE VANGUARD SCHOOL	75	6	1	68	7	8%	1.33%	9.33%
<b>1020</b>	<b>CHEYENNE MOUNTAIN 12</b>		<b>DISTRICT TOTAL</b>	<b>4,786</b>	<b>293</b>	<b>159</b>	<b>4,327</b>	<b>452</b>	<b>6.12%</b>	<b>3.32%</b>	<b>9.44%</b>
1030	MANITOU SPRINGS 14	5460	MANITOU SPRINGS ELEMENTARY SCHOOL	400	69	27	304	96	17.25%	6.75%	24%
1030	MANITOU SPRINGS 14	5464	MANITOU SPRINGS MIDDLE SCHOOL	342	55	22	265	77	16.08%	6.43%	22.51%
1030	MANITOU SPRINGS 14	5468	MANITOU SPRINGS HIGH SCHOOL	483	48	19	416	67	9.94%	3.93%	13.87%
1030	MANITOU SPRINGS 14	9010	UTE PASS ELEMENTARY SCHOOL	117	19	10	88	29	16.24%	8.55%	24.79%
<b>1030</b>	<b>MANITOU SPRINGS 14</b>		<b>DISTRICT TOTAL</b>	<b>1,342</b>	<b>191</b>	<b>78</b>	<b>1,073</b>	<b>269</b>	<b>14.23%</b>	<b>5.81%</b>	<b>20.04%</b>
1040	ACADEMY 20	0017	ACADEMY ENDEAVOUR ELEMENTARY SCHOOL	437	39	12	386	51	8.92%	2.75%	11.67%
1040	ACADEMY 20	0019	ACADEMY INTERNATIONAL ELEMENTARY SCHOOL	571	10	13	546	23	1.75%	2.28%	4.03%
1040	ACADEMY 20	0074	CHALLENGER MIDDLE SCHOOL	583	13	6	564	19	2.23%	1.03%	3.26%
1040	ACADEMY 20	0076	AIR ACADEMY HIGH SCHOOL	1,428	39	18	1,368	57	2.73%	1.26%	3.99%
1040	ACADEMY 20	0209	ASPEN VALLEY HIGH SCHOOL	101	6	1	92	7	5.94%	0.99%	6.93%
1040	ACADEMY 20	0249	ANTELOPE TRAILS ELEMENTARY SCHOOL	489	17	3	468	20	3.48%	0.61%	4.09%
1040	ACADEMY 20	1615	CHINOOK TRAIL ELEMENTARY SCHOOL	100	5	2	93	7	5%	2%	7%

**COLORADO DEPARTMENT OF EDUCATION**  
**FALL 2007 K-12 FREE AND REDUCED LUNCH BY DISTRICT AND SCHOOL**

District Code	District Name	School Code	School Name	K-12	FREE	REDUCE		Not Eligible		FREE AND		
						D	Eligible	REDUCED % Free	% Reduced	% FRED		
1040	ACADEMY 20	1627	THE CLASSICAL ACADEMY CHARTER	1,860	44	47	1,769	91	2.37%	2.53%	4.89%	
1040	ACADEMY 20	1629	THE CLASSICAL ACADEMY MIDDLE SCHOOL	440	8	10	422	18	1.82%	2.27%	4.09%	
1040	ACADEMY 20	1630	THE CLASSICAL ACADEMY HIGH SCHOOL	540	12	9	519	21	2.22%	1.67%	3.89%	
1040	ACADEMY 20	2195	DISCOVERY CANYON CAMPUS SCHOOL	1,190	28	18	1,144	46	2.35%	1.51%	3.87%	
1040	ACADEMY 20	2248	DOUGLASS VALLEY ELEMENTARY SCHOOL	247	7	35	205	42	2.83%	14.17%	17%	
1040	ACADEMY 20	2358	EAGLEVIEW MIDDLE SCHOOL	915	49	28	838	77	5.36%	3.06%	8.42%	
1040	ACADEMY 20	2524	EDITH WOLFORD ELEMENTARY SCHOOL	354	24	13	317	37	6.78%	3.67%	10.45%	
1040	ACADEMY 20	2800	EXPLORER ELEMENTARY SCHOOL	451	16	10	425	26	3.55%	2.22%	5.76%	
1040	ACADEMY 20	3104	FOOTHILLS ELEMENTARY SCHOOL	390	33	6	349	39	8.46%	1.54%	10%	
1040	ACADEMY 20	3238	FRONTIER ELEMENTARY SCHOOL	429	53	19	356	72	12.35%	4.43%	16.78%	
1040	ACADEMY 20	3985	HIGH PLAINS ELEMENTARY SCHOOL	341	70	37	234	107	20.53%	10.85%	31.38%	
1040	ACADEMY 20	5126	LIBERTY HIGH SCHOOL	1,475	58	23	1,392	81	3.93%	1.56%	5.49%	
1040	ACADEMY 20	6140	MOUNTAIN RIDGE MIDDLE SCHOOL	1,132	99	53	980	152	8.75%	4.68%	13.43%	
1040	ACADEMY 20	6158	MOUNTAIN VIEW ELEMENTARY SCHOOL	543	7	6	529	13	1.29%	1.10%	2.39%	
1040	ACADEMY 20	6937	PINE CREEK HIGH SCHOOL	1,564	24	19	1,518	43	1.53%	1.21%	2.75%	
1040	ACADEMY 20	6942	PINE VALLEY ELEMENTARY SCHOOL	149	7	24	118	31	4.70%	16.11%	20.81%	
1040	ACADEMY 20	6960	PIONEER ELEMENTARY SCHOOL	535	128	44	363	172	23.93%	8.22%	32.15%	
1040	ACADEMY 20	7159	PRAIRIE HILLS ELEMENTARY SCHOOL	584	48	18	518	66	8.22%	3.08%	11.30%	
1040	ACADEMY 20	7240	RAMPART HIGH SCHOOL	1,745	101	43	1,597	144	5.79%	2.46%	8.25%	
1040	ACADEMY 20	7247	RANCH CREEK ELEMENTARY	240	1	4	235	5	0.42%	1.67%	2.08%	
1040	ACADEMY 20	7460	ROCKRIMMON ELEMENTARY SCHOOL	377	40	8	329	48	10.61%	2.12%	12.73%	
1040	ACADEMY 20	8813	THE DA VINCI ACADEMY SCHOOL	490	13	8	469	21	2.65%	1.63%	4.29%	
1040	ACADEMY 20	8851	TIMBERVIEW MIDDLE SCHOOL	987	52	21	913	73	5.27%	2.13%	7.40%	
1040	ACADEMY 20	9714	WOODMEN-ROBERTS ELEMENTARY SCHOOL	338	8	0	329	8	2.37%	0%	2.37%	
<b>1040</b>	<b>ACADEMY 20</b>		<b>DISTRICT TOTAL</b>	<b>21,025</b>	<b>1,059</b>	<b>558</b>	<b>19,385</b>	<b>1,617</b>	<b>5.04%</b>	<b>2.65%</b>	<b>7.69%</b>	
1050	ELLCOTT 22	0000	NOT IN A SCHOOL	4	2	0	2	2	50%	0%	50%	
1050	ELLCOTT 22	2638	ELLCOTT ELEMENTARY SCHOOL	341	178	44	117	222	52.20%	12.90%	65.10%	
1050	ELLCOTT 22	2640	ELLCOTT MIDDLE SCHOOL	283	125	34	122	159	44.17%	12.01%	56.18%	
1050	ELLCOTT 22	2642	ELLCOTT SENIOR HIGH SCHOOL	274	107	57	103	164	39.05%	20.80%	59.85%	
<b>1050</b>	<b>ELLCOTT 22</b>		<b>DISTRICT TOTAL</b>	<b>902</b>	<b>412</b>	<b>135</b>	<b>344</b>	<b>547</b>	<b>45.68%</b>	<b>14.97%</b>	<b>60.64%</b>	
1060	PEYTON 23 JT	6898	PEYTON ELEMENTARY SCHOOL	265	60	20	185	80	22.64%	7.55%	30.19%	
1060	PEYTON 23 JT	6900	PEYTON MIDDLE SCHOOL	146	27	15	104	42	18.49%	10.27%	28.77%	
1060	PEYTON 23 JT	6902	PEYTON HIGH SCHOOL	254	37	14	203	51	14.57%	5.51%	20.08%	
<b>1060</b>	<b>PEYTON 23 JT</b>		<b>DISTRICT TOTAL</b>	<b>665</b>	<b>124</b>	<b>49</b>	<b>492</b>	<b>173</b>	<b>18.65%</b>	<b>7.37%</b>	<b>26.02%</b>	
1070	HANOVER 28	3754	HANOVER ELEMENTARY SCHOOL	63	29	5	29	34	46.03%	7.94%	53.97%	
1070	HANOVER 28	3758	HANOVER JUNIOR-SENIOR HIGH SCHOOL	161	86	16	59	102	53.42%	9.94%	63.35%	
1070	HANOVER 28	6701	PRAIRIE HEIGHTS ELEMENTARY SCHOOL	71	50	4	17	54	70.42%	5.63%	76.06%	
<b>1070</b>	<b>HANOVER 28</b>		<b>DISTRICT TOTAL</b>	<b>295</b>	<b>165</b>	<b>25</b>	<b>105</b>	<b>190</b>	<b>55.93%</b>	<b>8.47%</b>	<b>64.41%</b>	
1080	LEWIS-PALMER 38	1972	CREEKSIDE MIDDLE SCHOOL	597	17	8	572	25	2.85%	1.34%	4.19%	
1080	LEWIS-PALMER 38	3539	GRACE BEST ELEMENTARY SCHOOL	518	25	14	479	39	4.83%	2.70%	7.53%	
1080	LEWIS-PALMER 38	4686	RAY E KILMER ELEMENTARY SCHOOL	327	21	12	294	33	6.42%	3.67%	10.09%	
1080	LEWIS-PALMER 38	5093	MONUMENT CHARTER ACADEMY	524	14	0	509	14	2.67%	0%	2.67%	
1080	LEWIS-PALMER 38	5096	LEWIS-PALMER ELEMENTARY SCHOOL	433	13	8	412	21	3%	1.85%	4.85%	
1080	LEWIS-PALMER 38	5098	LEWIS-PALMER MIDDLE SCHOOL	742	43	12	687	55	5.80%	1.62%	7.41%	
1080	LEWIS-PALMER 38	5100	LEWIS-PALMER HIGH SCHOOL	1,933	48	20	1,856	68	2.48%	1.03%	3.52%	
1080	LEWIS-PALMER 38	6682	PALMER LAKE ELEMENTARY SCHOOL	342	60	22	260	82	17.54%	6.43%	23.98%	
1080	LEWIS-PALMER 38	7165	PRAIRIE WINDS ELEMENTARY SCHOOL	329	2	5	322	7	0.61%	1.52%	2.13%	
<b>1080</b>	<b>LEWIS-PALMER 38</b>		<b>DISTRICT TOTAL</b>	<b>5,745</b>	<b>243</b>	<b>101</b>	<b>5,391</b>	<b>344</b>	<b>4.23%</b>	<b>1.76%</b>	<b>5.99%</b>	
1110	FALCON 49	0555	BANNING LEWIS RANCH ACADEMY	599	0	0	599	0	0%	0%	0%	
1110	FALCON 49	1618	EVANS ELEMENTARY SCHOOL	622	166	94	362	260	26.69%	15.11%	41.80%	
1110	FALCON 49	2902	FALCON ELEMENTARY SCHOOL	433	78	61	294	139	18.01%	14.09%	32.10%	

**COLORADO DEPARTMENT OF EDUCATION**  
**FALL 2007 K-12 FREE AND REDUCED LUNCH BY DISTRICT AND SCHOOL**

District Code	District Name	School Code	School Name	K-12	REDUCE		Not Eligible		FREE AND		
					D	Eligible	REDUCED % Free	% Reduced	% FRED		
1110	FALCON 49	2906	FALCON MIDDLE SCHOOL	622	43	35	544	78	6.91%	5.63%	12.54%
1110	FALCON 49	2908	FALCON HIGH SCHOOL	1,157	53	48	1,052	101	4.58%	4.15%	8.73%
1110	FALCON 49	4102	HORIZON MIDDLE SCHOOL	696	131	86	478	217	18.82%	12.36%	31.18%
1110	FALCON 49	5779	MERIDIAN RANCH ELEMENTARY SCHOOL	651	24	15	612	39	3.69%	2.30%	5.99%
1110	FALCON 49	6483	ODYSSEY ELEMENTARY SCHOOL	554	99	59	396	158	17.87%	10.65%	28.52%
1110	FALCON 49	6935	PIKES PEAK SCHOOL EXPEDITIONARY LEARNING	193	6	1	186	7	3.11%	0.52%	3.63%
1110	FALCON 49	7317	REMINGTON ELEMENTARY SCHOOL	508	59	33	416	92	11.61%	6.50%	18.11%
1110	FALCON 49	7339	RIDGEVIEW ELEMENTARY SCHOOL	638	51	43	543	94	7.99%	6.74%	14.73%
1110	FALCON 49	7463	ROCKY MOUNTAIN CLASSICAL ACADEMY	544	0	0	544	0	0%	0%	0%
1110	FALCON 49	7613	SAND CREEK HIGH SCHOOL	2,084	183	115	1,784	298	8.78%	5.52%	14.30%
1110	FALCON 49	7960	SKYVIEW MIDDLE SCHOOL	1,147	122	80	945	202	10.64%	6.97%	17.61%
1110	FALCON 49	8010	SPRINGS RANCH ELEMENTARY SCHOOL	613	57	42	514	99	9.30%	6.85%	16.15%
1110	FALCON 49	8266	STETSON ELEMENTARY SCHOOL	698	68	39	591	107	9.74%	5.59%	15.33%
1110	FALCON 49	9706	WOODMEN HILLS ELEMENTARY SCHOOL	827	36	57	734	93	4.35%	6.89%	11.25%
<b>1110</b>	<b>FALCON 49</b>		<b>DISTRICT TOTAL</b>	<b>12,586</b>	<b>1,176</b>	<b>808</b>	<b>10,594</b>	<b>1,984</b>	<b>9.34%</b>	<b>6.42%</b>	<b>15.76%</b>
1120	EDISON 54 JT	2504	EDISON ACADEMY	41	0	0	40	0	0%	0%	0%
1120	EDISON 54 JT	2514	EDISON ELEMENTARY SCHOOL	53	21	15	17	36	39.62%	28.30%	67.92%
1120	EDISON 54 JT	2526	EDISON JUNIOR-SENIOR HIGH SCHOOL	59	18	5	36	23	30.51%	8.47%	38.98%
<b>1120</b>	<b>EDISON 54 JT</b>		<b>DISTRICT TOTAL</b>	<b>153</b>	<b>39</b>	<b>20</b>	<b>93</b>	<b>59</b>	<b>25.49%</b>	<b>13.07%</b>	<b>38.56%</b>
1130	MIAMI/YODER 60 JT	5850	MIAMI/YODER ELEMENTARY SCHOOL	124	58	7	59	65	46.77%	5.65%	52.42%
1130	MIAMI/YODER 60 JT	5854	MIAMI-YODER SENIOR HIGH SCHOOL	112	37	11	64	48	33.04%	9.82%	42.86%
1130	MIAMI/YODER 60 JT	5870	MIAMI-YODER JUNIOR HIGH SCHOOL	73	26	5	42	31	35.62%	6.85%	42.47%
<b>1130</b>	<b>MIAMI/YODER 60 JT</b>		<b>DISTRICT TOTAL</b>	<b>309</b>	<b>121</b>	<b>23</b>	<b>165</b>	<b>144</b>	<b>39.16%</b>	<b>7.44%</b>	<b>46.60%</b>
1140	CANON CITY RE-1	1262	CANON CITY MIDDLE SCHOOL	442	130	53	259	183	29.41%	11.99%	41.40%
1140	CANON CITY RE-1	1266	CANON CITY HIGH SCHOOL	1,147	281	138	726	419	24.50%	12.03%	36.53%
1140	CANON CITY RE-1	3211	GARDEN PARK HIGH SCHOOL	86	25	6	53	31	29.07%	6.98%	36.05%
1140	CANON CITY RE-1	3802	HARRISON SCHOOL	698	246	92	360	338	35.24%	13.18%	48.42%
1140	CANON CITY RE-1	5166	LINCOLN ELEMENTARY SCHOOL	241	69	24	148	93	28.63%	9.96%	38.59%
1140	CANON CITY RE-1	5414	MADISON EXPLORATORY SCHOOL	64	17	11	36	28	26.56%	17.19%	43.75%
1140	CANON CITY RE-1	5704	MCKINLEY ELEMENTARY SCHOOL	289	83	27	179	110	28.72%	9.34%	38.06%
1140	CANON CITY RE-1	6752	MOUNT VIEW CORE KNOWLEDGE CHARTER SCHOOL	232	21	17	194	38	9.05%	7.33%	16.38%
1140	CANON CITY RE-1	7950	SKYLINE ELEMENTARY SCHOOL	231	108	27	96	135	46.75%	11.69%	58.44%
1140	CANON CITY RE-1	9248	WASHINGTON ELEMENTARY SCHOOL	370	123	41	206	164	33.24%	11.08%	44.32%
<b>1140</b>	<b>CANON CITY RE-1</b>		<b>DISTRICT TOTAL</b>	<b>3,800</b>	<b>1,103</b>	<b>436</b>	<b>2,257</b>	<b>1,539</b>	<b>29.03%</b>	<b>11.47%</b>	<b>40.50%</b>
1150	FLORENCE RE-2	3002	FLORENCE HIGH SCHOOL	544	142	51	351	193	26.10%	9.38%	35.48%
1150	FLORENCE RE-2	3224	FREMONT ELEMENTARY SCHOOL	455	170	65	220	235	37.36%	14.29%	51.65%
1150	FLORENCE RE-2	3226	FREMONT MIDDLE SCHOOL	430	147	50	232	197	34.19%	11.63%	45.81%
1150	FLORENCE RE-2	6858	PENROSE ELEMENTARY SCHOOL	272	89	31	152	120	32.72%	11.40%	44.12%
<b>1150</b>	<b>FLORENCE RE-2</b>		<b>DISTRICT TOTAL</b>	<b>1,701</b>	<b>548</b>	<b>197</b>	<b>955</b>	<b>745</b>	<b>32.22%</b>	<b>11.58%</b>	<b>43.80%</b>
1160	COTOPAXI RE-3	1911	COTOPAXI HOME-SCHOOL PARTNERSHIP SCHOOL	23	0	0	22	0	0%	0%	0%
1160	COTOPAXI RE-3	3220	COTOPAXI ELEMENTARY SCHOOL	75	35	10	30	45	46.67%	13.33%	60%
1160	COTOPAXI RE-3	3228	COTOPAXI JUNIOR-SENIOR HIGH SCHOOL	149	66	16	67	82	44.30%	10.74%	55.03%
<b>1160</b>	<b>COTOPAXI RE-3</b>		<b>DISTRICT TOTAL</b>	<b>247</b>	<b>101</b>	<b>26</b>	<b>119</b>	<b>127</b>	<b>40.89%</b>	<b>10.53%</b>	<b>51.42%</b>
1180	ROARING FORK RE-1	0429	CARBONDALE COMMUNITY CHARTER SCHOOL	131	2	0	129	2	1.53%	0%	1.53%
1180	ROARING FORK RE-1	0560	BASALT ELEMENTARY SCHOOL	562	128	67	367	195	22.78%	11.92%	34.70%
1180	ROARING FORK RE-1	0561	BASALT MIDDLE SCHOOL	433	86	36	311	122	19.86%	8.31%	28.18%
1180	ROARING FORK RE-1	0570	BASALT HIGH SCHOOL	497	43	19	435	62	8.65%	3.82%	12.47%
1180	ROARING FORK RE-1	1006	BRIDGES	80	1	1	78	2	1.25%	1.25%	2.50%
1180	ROARING FORK RE-1	1296	CARBONDALE MIDDLE SCHOOL	299	119	32	148	151	39.80%	10.70%	50.50%
1180	ROARING FORK RE-1	2063	CRYSTAL RIVER ELEMENTARY SCHOOL	435	180	52	203	232	41.38%	11.95%	53.33%
1180	ROARING FORK RE-1	3460	GLENWOOD SPRINGS ELEMENTARY SCHOOL	496	139	73	283	212	28.02%	14.72%	42.74%

**COLORADO DEPARTMENT OF EDUCATION**  
**FALL 2007 K-12 FREE AND REDUCED LUNCH BY DISTRICT AND SCHOOL**

District Code	District Name	School Code	School Name	K-12	FREE	REDUCE		FREE AND		REDUCED % Free	% Reduced	% FRED
						D	Not Eligible	AND	AND			
1180	ROARING FORK RE-1	3464	GLENWOOD SPRINGS MIDDLE SCHOOL	523	107	34	382	141	20.46%	6.50%	26.96%	
1180	ROARING FORK RE-1	3468	GLENWOOD SPRINGS HIGH SCHOOL	655	52	24	579	76	7.94%	3.66%	11.60%	
1180	ROARING FORK RE-1	7422	ROARING FORK HIGH SCHOOL	322	48	15	259	63	14.91%	4.66%	19.57%	
1180	ROARING FORK RE-1	8038	SOPRIS ELEMENTARY SCHOOL	589	139	54	396	193	23.60%	9.17%	32.77%	
<b>1180</b>	<b>ROARING FORK RE-1</b>		<b>DISTRICT TOTAL</b>	<b>5,022</b>	<b>1,044</b>	<b>407</b>	<b>3,570</b>	<b>1,451</b>	<b>20.79%</b>	<b>8.10%</b>	<b>28.89%</b>	
1195	GARFIELD RE-2	0065	COAL RIDGE HIGH SCHOOL	479	76	63	340	139	15.87%	13.15%	29.02%	
1195	GARFIELD RE-2	3325	GARFIELD RE-2 CENTER FOR INTEGRATIVE STUDIES	18	1	1	16	2	5.56%	5.56%	11.11%	
1195	GARFIELD RE-2	3967	HIGHLAND ELEMENTARY SCHOOL	504	175	55	274	230	34.72%	10.91%	45.63%	
1195	GARFIELD RE-2	4510	KATHRYN SENOR ELEMENTARY SCHOOL	505	119	59	327	178	23.56%	11.68%	35.25%	
1195	GARFIELD RE-2	7356	RIFLE MIDDLE SCHOOL	748	267	91	390	358	35.70%	12.17%	47.86%	
1195	GARFIELD RE-2	7360	RIFLE HIGH SCHOOL	601	126	41	434	167	20.97%	6.82%	27.79%	
1195	GARFIELD RE-2	7388	RIVERSIDE SCHOOL	535	142	54	339	196	26.54%	10.09%	36.64%	
1195	GARFIELD RE-2	7890	ROY MOORE ELEMENTARY SCHOOL	431	119	48	263	167	27.61%	11.14%	38.75%	
1195	GARFIELD RE-2	9231	WAMSLEY ELEMENTARY SCHOOL	455	164	65	226	229	36.04%	14.29%	50.33%	
<b>1195</b>	<b>GARFIELD RE-2</b>		<b>DISTRICT TOTAL</b>	<b>4,276</b>	<b>1,189</b>	<b>477</b>	<b>2,609</b>	<b>1,666</b>	<b>27.81%</b>	<b>11.16%</b>	<b>38.96%</b>	
1220	GARFIELD 16	3578	BEA UNDERWOOD ELEMENTARY SCHOOL	582	193	91	298	284	33.16%	15.64%	48.80%	
1220	GARFIELD 16	3585	GRAND VALLEY EARLY CHILDHOOD LITERACY CENTER	106	17	10	79	27	16.04%	9.43%	25.47%	
1220	GARFIELD 16	3586	GRAND VALLEY HIGH SCHOOL	345	88	46	211	134	25.51%	13.33%	38.84%	
1220	GARFIELD 16	8274	L W ST JOHN MIDDLE SCHOOL	183	42	26	115	68	22.95%	14.21%	37.16%	
<b>1220</b>	<b>GARFIELD 16</b>		<b>DISTRICT TOTAL</b>	<b>1,216</b>	<b>340</b>	<b>173</b>	<b>703</b>	<b>513</b>	<b>27.96%</b>	<b>14.23%</b>	<b>42.19%</b>	
1330	GILPIN COUNTY RE-1	1632	GILPIN COUNTY ELEMENTARY SCHOOL	192	20	13	159	33	10.42%	6.77%	17.19%	
1330	GILPIN COUNTY RE-1	1634	GILPIN COUNTY UNDIVIDED HIGH SCHOOL	137	13	14	110	27	9.49%	10.22%	19.71%	
<b>1330</b>	<b>GILPIN COUNTY RE-1</b>		<b>DISTRICT TOTAL</b>	<b>329</b>	<b>33</b>	<b>27</b>	<b>269</b>	<b>60</b>	<b>10.03%</b>	<b>8.21%</b>	<b>18.24%</b>	
1340	WEST GRAND 1-JT.	9416	WEST GRAND ELEMENTARY SCHOOL	230	83	30	117	113	36.09%	13.04%	49.13%	
1340	WEST GRAND 1-JT.	9420	WEST GRAND HIGH SCHOOL	145	24	8	113	32	16.55%	5.52%	22.07%	
1340	WEST GRAND 1-JT.	9422	WEST GRAND MIDDLE SCHOOL	105	24	8	73	32	22.86%	7.62%	30.48%	
<b>1340</b>	<b>WEST GRAND 1-JT.</b>		<b>DISTRICT TOTAL</b>	<b>480</b>	<b>131</b>	<b>46</b>	<b>303</b>	<b>177</b>	<b>27.29%</b>	<b>9.58%</b>	<b>36.88%</b>	
1350	EAST GRAND 2	2376	EAST GRAND MIDDLE SCHOOL	344	36	36	272	72	10.47%	10.47%	20.93%	
1350	EAST GRAND 2	3182	FRASER VALLEY ELEMENTARY SCHOOL	237	26	14	197	40	10.97%	5.91%	16.88%	
1350	EAST GRAND 2	3556	GRANBY ELEMENTARY SCHOOL	264	43	47	174	90	16.29%	17.80%	34.09%	
1350	EAST GRAND 2	3572	GRAND LAKE ELEMENTARY SCHOOL	61	9	6	46	15	14.75%	9.84%	24.59%	
1350	EAST GRAND 2	4277	INDIAN PEAKS CHARTER SCHOOL	39	8	1	30	9	20.51%	2.56%	23.08%	
1350	EAST GRAND 2	5864	MIDDLE PARK HIGH SCHOOL	423	35	16	372	51	8.27%	3.78%	12.06%	
<b>1350</b>	<b>EAST GRAND 2</b>		<b>DISTRICT TOTAL</b>	<b>1,368</b>	<b>157</b>	<b>120</b>	<b>1,091</b>	<b>277</b>	<b>11.48%</b>	<b>8.77%</b>	<b>20.25%</b>	
1360	GUNNISON WATERSHED RE1J	2006	CRESTED BUTTE COMMUNITY SCHOOL	483	21	16	446	37	4.35%	3.31%	7.66%	
1360	GUNNISON WATERSHED RE1J	3690	GUNNISON ELEMENTARY SCHOOL	542	111	41	390	152	20.48%	7.56%	28.04%	
1360	GUNNISON WATERSHED RE1J	3694	GUNNISON HIGH SCHOOL	329	29	7	293	36	8.81%	2.13%	10.94%	
1360	GUNNISON WATERSHED RE1J	3697	GUNNISON MIDDLE SCHOOL	265	45	11	208	56	16.98%	4.15%	21.13%	
1360	GUNNISON WATERSHED RE1J	3701	GUNNISON VALLEY SCHOOL	27	3	2	22	5	11.11%	7.41%	18.52%	
1360	GUNNISON WATERSHED RE1J	5577	MARBLE CHARTER SCHOOL	26	2	4	20	6	7.69%	15.38%	23.08%	
<b>1360</b>	<b>GUNNISON WATERSHED RE1J</b>		<b>DISTRICT TOTAL</b>	<b>1,672</b>	<b>211</b>	<b>81</b>	<b>1,379</b>	<b>292</b>	<b>12.62%</b>	<b>4.84%</b>	<b>17.46%</b>	
1380	HINSDALE COUNTY RE 1	4899	LAKE CITY COMMUNITY SCHOOL	84	3	4	77	7	3.57%	4.76%	8.33%	
<b>1380</b>	<b>HINSDALE COUNTY RE 1</b>		<b>DISTRICT TOTAL</b>	<b>84</b>	<b>3</b>	<b>4</b>	<b>77</b>	<b>7</b>	<b>3.57%</b>	<b>4.76%</b>	<b>8.33%</b>	
1390	HUERFANO RE-1	0063	PEAKVIEW SCHOOL	175	103	16	56	119	58.86%	9.14%	68%	
1390	HUERFANO RE-1	0211	WASHINGTON INTERMEDIATE SCHOOL	120	68	12	40	80	56.67%	10%	66.67%	
1390	HUERFANO RE-1	3306	GARDNER ELEMENTARY SCHOOL	62	29	12	21	41	46.77%	19.35%	66.13%	
1390	HUERFANO RE-1	4161	HUERFANO COUNTY OPPORTUNITY AND ENRICHMENT SCHOOL	42	14	5	23	19	33.33%	11.90%	45.24%	
1390	HUERFANO RE-1	9212	JOHN MALL JUNIOR-SENIOR HIGH SCHOOL	259	115	30	114	145	44.40%	11.58%	55.98%	
<b>1390</b>	<b>HUERFANO RE-1</b>		<b>DISTRICT TOTAL</b>	<b>658</b>	<b>329</b>	<b>75</b>	<b>254</b>	<b>404</b>	<b>50%</b>	<b>11.40%</b>	<b>61.40%</b>	
1400	LA VETA RE-2	4860	LA VETA ELEMENTARY SCHOOL	120	48	16	56	64	40%	13.33%	53.33%	
1400	LA VETA RE-2	4864	LA VETA JUNIOR-SENIOR HIGH SCHOOL	151	57	17	77	74	37.75%	11.26%	49.01%	


**COLORADO DEPARTMENT OF EDUCATION**  
**FALL 2007 K-12 FREE AND REDUCED LUNCH BY DISTRICT AND SCHOOL**

District Code	District Name	School Code	School Name	K-12	FREE	REDUCE		Not Eligible		FREE AND		
						D	Eligible	REDUCED % Free	% Reduced	% FRED		
<b>1400</b>	<b>LA VETA RE-2</b>		<b>DISTRICT TOTAL</b>	<b>271</b>	<b>105</b>	<b>33</b>	<b>133</b>	<b>138</b>	<b>38.75%</b>	<b>12.18%</b>	<b>50.92%</b>	
1410	NORTH PARK R-1	6358	NORTH PARK JUNIOR-SENIOR HIGH SCHOOL	103	31	14	58	45	30.10%	13.59%	43.69%	
1410	NORTH PARK R-1	9198	WALDEN ELEMENTARY SCHOOL	83	24	11	48	35	28.92%	13.25%	42.17%	
<b>1410</b>	<b>NORTH PARK R-1</b>		<b>DISTRICT TOTAL</b>	<b>186</b>	<b>55</b>	<b>25</b>	<b>106</b>	<b>80</b>	<b>29.57%</b>	<b>13.44%</b>	<b>43.01%</b>	
1420	JEFFERSON COUNTY R-1	0000	NOT IN A SCHOOL	6	1	0	5	1	16.67%	0%	16.67%	
1420	JEFFERSON COUNTY R-1	0030	ADAMS ELEMENTARY SCHOOL	359	83	40	234	123	23.12%	11.14%	34.26%	
1420	JEFFERSON COUNTY R-1	0033	MC LAIN HIGH SCHOOL	475	104	28	332	132	21.89%	5.89%	27.79%	
1420	JEFFERSON COUNTY R-1	0034	MC LAIN COMMUNITY HIGH SCHOOL	205	19	0	185	19	9.27%	0%	9.27%	
1420	JEFFERSON COUNTY R-1	0108	ALAMEDA HIGH SCHOOL	862	466	101	285	567	54.06%	11.72%	65.78%	
1420	JEFFERSON COUNTY R-1	0148	ALLENDALE ELEMENTARY SCHOOL	247	136	24	86	160	55.06%	9.72%	64.78%	
1420	JEFFERSON COUNTY R-1	0366	ARVADA MIDDLE SCHOOL	273	151	39	82	190	55.31%	14.29%	69.60%	
1420	JEFFERSON COUNTY R-1	0370	ARVADA HIGH SCHOOL	1,364	487	147	722	634	35.70%	10.78%	46.48%	
1420	JEFFERSON COUNTY R-1	0378	ARVADA WEST HIGH SCHOOL	1,664	219	84	1,359	303	13.16%	5.05%	18.21%	
1420	JEFFERSON COUNTY R-1	0660	BEAR CREEK ELEMENTARY SCHOOL	1,096	230	69	796	299	20.99%	6.30%	27.28%	
1420	JEFFERSON COUNTY R-1	0664	BEAR CREEK HIGH SCHOOL	1,854	257	104	1,488	361	13.86%	5.61%	19.47%	
1420	JEFFERSON COUNTY R-1	0694	BELL MIDDLE SCHOOL	574	115	29	429	144	20.03%	5.05%	25.09%	
1420	JEFFERSON COUNTY R-1	0724	BELMAR ELEMENTARY SCHOOL	322	78	39	205	117	24.22%	12.11%	36.34%	
1420	JEFFERSON COUNTY R-1	0776	BERGEN MEADOWS PRIMARY SCHOOL	287	12	4	271	16	4.18%	1.39%	5.57%	
1420	JEFFERSON COUNTY R-1	0779	BERGEN VALLEY INTERMEDIATE SCHOOL	319	9	3	307	12	2.82%	0.94%	3.76%	
1420	JEFFERSON COUNTY R-1	0950	BRADFORD PRIMARY SCHOOL	475	2	0	473	2	0.42%	0%	0.42%	
1420	JEFFERSON COUNTY R-1	0951	BLUE HERON ELEMENTARY SCHOOL	436	29	19	388	48	6.65%	4.36%	11.01%	
1420	JEFFERSON COUNTY R-1	0952	BRADFORD INTERMEDIATE SCHOOL	369	0	1	368	1	0%	0.27%	0.27%	
1420	JEFFERSON COUNTY R-1	0965	BRADY EXPLORATION SCHOOL	189	83	18	88	101	43.92%	9.52%	53.44%	
1420	JEFFERSON COUNTY R-1	1238	CAMPBELL ELEMENTARY SCHOOL	339	87	20	230	107	25.66%	5.90%	31.56%	
1420	JEFFERSON COUNTY R-1	1318	CARMODY MIDDLE SCHOOL	704	165	53	485	218	23.44%	7.53%	30.97%	
1420	JEFFERSON COUNTY R-1	1522	CHATFIELD HIGH SCHOOL	2,093	93	54	1,945	147	4.44%	2.58%	7.02%	
1420	JEFFERSON COUNTY R-1	1730	COAL CREEK CANYON K-8 ELEMENTARY SCHOOL	105	7	8	89	15	6.67%	7.62%	14.29%	
1420	JEFFERSON COUNTY R-1	1790	COLOROW ELEMENTARY SCHOOL	337	67	24	246	91	19.88%	7.12%	27%	
1420	JEFFERSON COUNTY R-1	1861	COLUMBINE HILLS ELEMENTARY SCHOOL	313	67	26	220	93	21.41%	8.31%	29.71%	
1420	JEFFERSON COUNTY R-1	1864	COLUMBINE HIGH SCHOOL	1,653	116	52	1,482	168	7.02%	3.15%	10.16%	
1420	JEFFERSON COUNTY R-1	1869	COMPASS MONTESSORI - WHEAT RIDGE CHARTER SCHOOL	201	18	7	176	25	8.96%	3.48%	12.44%	
1420	JEFFERSON COUNTY R-1	1876	CORONADO ELEMENTARY SCHOOL	478	33	21	424	54	6.90%	4.39%	11.30%	
1420	JEFFERSON COUNTY R-1	1880	COMPASS MONTESSORI - GOLDEN CHARTER SCHOOL	303	43	3	257	46	14.19%	0.99%	15.18%	
1420	JEFFERSON COUNTY R-1	1886	CONIFER SENIOR HIGH SCHOOL	1,036	50	21	961	71	4.83%	2.03%	6.85%	
1420	JEFFERSON COUNTY R-1	1976	CREIGHTON MIDDLE SCHOOL	642	192	53	397	245	29.91%	8.26%	38.16%	
1420	JEFFERSON COUNTY R-1	2093	DAKOTA RIDGE SENIOR HIGH SCHOOL	1,621	99	56	1,466	155	6.11%	3.45%	9.56%	
1420	JEFFERSON COUNTY R-1	2120	D'EVLYN JUNIOR/SENIOR HIGH SCHOOL	1,013	28	18	967	46	2.76%	1.78%	4.54%	
1420	JEFFERSON COUNTY R-1	2130	DEER CREEK MIDDLE SCHOOL	550	27	15	508	42	4.91%	2.73%	7.64%	
1420	JEFFERSON COUNTY R-1	2194	DEVINNY ELEMENTARY SCHOOL	599	71	14	514	85	11.85%	2.34%	14.19%	
1420	JEFFERSON COUNTY R-1	2288	DRAKE JUNIOR HIGH SCHOOL	655	96	33	525	129	14.66%	5.04%	19.69%	
1420	JEFFERSON COUNTY R-1	2300	DUNSTAN MIDDLE SCHOOL	727	97	39	591	136	13.34%	5.36%	18.71%	
1420	JEFFERSON COUNTY R-1	2322	DUTCH CREEK ELEMENTARY SCHOOL	350	68	24	258	92	19.43%	6.86%	26.29%	
1420	JEFFERSON COUNTY R-1	2496	EDGEWATER ELEMENTARY SCHOOL	405	332	20	53	352	81.98%	4.94%	86.91%	
1420	JEFFERSON COUNTY R-1	2550	EIBER ELEMENTARY SCHOOL	378	275	32	69	307	72.75%	8.47%	81.22%	
1420	JEFFERSON COUNTY R-1	2616	ELK CREEK ELEMENTARY SCHOOL	393	42	8	342	50	10.69%	2.04%	12.72%	
1420	JEFFERSON COUNTY R-1	2799	EXCEL ACADEMY CHARTER SCHOOL	783	63	38	682	101	8.05%	4.85%	12.90%	
1420	JEFFERSON COUNTY R-1	2820	EVERITT MIDDLE SCHOOL	453	169	48	235	217	37.31%	10.60%	47.90%	
1420	JEFFERSON COUNTY R-1	2832	EVERGREEN MIDDLE SCHOOL	664	36	23	605	59	5.42%	3.46%	8.89%	
1420	JEFFERSON COUNTY R-1	2836	EVERGREEN HIGH SCHOOL	944	44	23	877	67	4.66%	2.44%	7.10%	
1420	JEFFERSON COUNTY R-1	2866	FAIRMOUNT ELEMENTARY SCHOOL	521	25	12	484	37	4.80%	2.30%	7.10%	
1420	JEFFERSON COUNTY R-1	2946	FITZMORRIS ELEMENTARY SCHOOL	250	115	41	94	156	46%	16.40%	62.40%	




**COLORADO DEPARTMENT OF EDUCATION**  
**FALL 2007 K-12 FREE AND REDUCED LUNCH BY DISTRICT AND SCHOOL**

District Code	District Name	School Code	School Name	K-12	FREE	REDUCE		Not Eligible		FREE AND		
						D	Eligible	REDUCED % Free	% Reduced	% FRED		
1420	JEFFERSON COUNTY R-1	2963	FALCON BLUFFS MIDDLE SCHOOL	706	39	16	651	55	5.52%	2.27%	7.79%	
1420	JEFFERSON COUNTY R-1	3025	FOOTHILLS ELEMENTARY SCHOOL	311	117	28	165	145	37.62%	9%	46.62%	
1420	JEFFERSON COUNTY R-1	3088	FOSTER ELEMENTARY SCHOOL	351	212	35	101	247	60.40%	9.97%	70.37%	
1420	JEFFERSON COUNTY R-1	3201	FREE HORIZON MONTESSORI CHARTER SCHOOL	199	14	8	177	22	7.04%	4.02%	11.06%	
1420	JEFFERSON COUNTY R-1	3216	FREMONT ELEMENTARY SCHOOL	388	73	38	277	111	18.81%	9.79%	28.61%	
1420	JEFFERSON COUNTY R-1	3450	GLENNON HEIGHTS ELEMENTARY SCHOOL	248	88	21	138	109	35.48%	8.47%	43.95%	
1420	JEFFERSON COUNTY R-1	3502	GOLDEN HIGH SCHOOL	1,329	165	63	1,098	228	12.42%	4.74%	17.16%	
1420	JEFFERSON COUNTY R-1	3536	GOVERNOR'S RANCH ELEMENTARY SCHOOL	485	36	12	437	48	7.42%	2.47%	9.90%	
1420	JEFFERSON COUNTY R-1	3622	GREEN GABLES ELEMENTARY SCHOOL	349	70	15	264	85	20.06%	4.30%	24.36%	
1420	JEFFERSON COUNTY R-1	3624	GREEN MOUNTAIN ELEMENTARY SCHOOL	289	93	34	160	127	32.18%	11.76%	43.94%	
1420	JEFFERSON COUNTY R-1	3628	GREEN MOUNTAIN HIGH SCHOOL	1,585	148	66	1,363	214	9.34%	4.16%	13.50%	
1420	JEFFERSON COUNTY R-1	3726	HACKBERRY HILL ELEMENTARY SCHOOL	454	76	15	363	91	16.74%	3.30%	20.04%	
1420	JEFFERSON COUNTY R-1	4077	HOME OPTIONS SCHOOL	63	0	0	63	0	0%	0%	0%	
1420	JEFFERSON COUNTY R-1	4190	HUTCHINSON ELEMENTARY SCHOOL	382	27	18	337	45	7.07%	4.71%	11.78%	
1420	JEFFERSON COUNTY R-1	4402	JEFFERSON ACADEMY CHARTER SCHOOL	368	9	6	353	15	2.45%	1.63%	4.08%	
1420	JEFFERSON COUNTY R-1	4404	JEFFERSON CHARTER ACADEMY JUNIOR HIGH SCHOOL	152	9	10	133	19	5.92%	6.58%	12.50%	
1420	JEFFERSON COUNTY R-1	4410	JEFFERSON CHARTER ACADEMY SENIOR HIGH SCHOOL	267	19	14	234	33	7.12%	5.24%	12.36%	
1420	JEFFERSON COUNTY R-1	4422	JEFFERSON HIGH SCHOOL	687	456	62	158	518	66.38%	9.02%	75.40%	
1420	JEFFERSON COUNTY R-1	4478	SHERIDAN GREEN ELEMENTARY SCHOOL	384	67	28	289	95	17.45%	7.29%	24.74%	
1420	JEFFERSON COUNTY R-1	4548	KEN CARYL MIDDLE SCHOOL	617	48	21	547	69	7.78%	3.40%	11.18%	
1420	JEFFERSON COUNTY R-1	4549	KENDALLVUE ELEMENTARY SCHOOL	475	77	42	356	119	16.21%	8.84%	25.05%	
1420	JEFFERSON COUNTY R-1	4550	KENDRICK LAKES ELEMENTARY SCHOOL	346	76	23	247	99	21.97%	6.65%	28.61%	
1420	JEFFERSON COUNTY R-1	4798	JOHNSON INTERVENTION	52	3	0	49	3	5.77%	0%	5.77%	
1420	JEFFERSON COUNTY R-1	4802	KULLERSTRAND ELEMENTARY SCHOOL	254	135	24	95	159	53.15%	9.45%	62.60%	
1420	JEFFERSON COUNTY R-1	4830	KYFFIN ELEMENTARY SCHOOL	598	53	10	535	63	8.86%	1.67%	10.54%	
1420	JEFFERSON COUNTY R-1	4942	LAKEWOOD HIGH SCHOOL	1,872	368	125	1,368	493	19.66%	6.68%	26.34%	
1420	JEFFERSON COUNTY R-1	5004	LASLEY ELEMENTARY SCHOOL	707	417	97	193	514	58.98%	13.72%	72.70%	
1420	JEFFERSON COUNTY R-1	5024	LAWRENCE ELEMENTARY SCHOOL	379	231	42	104	273	60.95%	11.08%	72.03%	
1420	JEFFERSON COUNTY R-1	5036	LEAWOOD ELEMENTARY SCHOOL	322	26	9	287	35	8.07%	2.80%	10.87%	
1420	JEFFERSON COUNTY R-1	5145	LINCOLN CHARTER ACADEMY	476	57	28	391	85	11.97%	5.88%	17.86%	
1420	JEFFERSON COUNTY R-1	5222	LITTLE ELEMENTARY SCHOOL	399	91	42	266	133	22.81%	10.53%	33.33%	
1420	JEFFERSON COUNTY R-1	5350	LUKAS ELEMENTARY SCHOOL	526	42	26	458	68	7.98%	4.94%	12.93%	
1420	JEFFERSON COUNTY R-1	5354	LUMBERG ELEMENTARY SCHOOL	550	429	37	84	466	78%	6.73%	84.73%	
1420	JEFFERSON COUNTY R-1	5415	ROCKY MOUNTAIN DEAF SCHOOL	27	8	4	15	12	29.63%	14.81%	44.44%	
1420	JEFFERSON COUNTY R-1	5454	MANDALAY MIDDLE SCHOOL	449	64	35	349	99	14.25%	7.80%	22.05%	
1420	JEFFERSON COUNTY R-1	5472	MANNING OPTIONS SCHOOL	417	18	6	393	24	4.32%	1.44%	5.76%	
1420	JEFFERSON COUNTY R-1	5524	MAPLE GROVE ELEMENTARY SCHOOL	392	25	7	360	32	6.38%	1.79%	8.16%	
1420	JEFFERSON COUNTY R-1	5580	MARSHDALE ELEMENTARY SCHOOL	370	18	11	341	29	4.86%	2.97%	7.84%	
1420	JEFFERSON COUNTY R-1	5596	MARTENSEN ELEMENTARY SCHOOL	190	82	29	79	111	43.16%	15.26%	58.42%	
1420	JEFFERSON COUNTY R-1	5623	LONGVIEW HIGH SCHOOL	59	8	1	50	9	13.56%	1.69%	15.25%	
1420	JEFFERSON COUNTY R-1	5758	MEIKLEJOHN ELEMENTARY	289	3	5	281	8	1.04%	1.73%	2.77%	
1420	JEFFERSON COUNTY R-1	5892	MILLER SPECIAL EDUCATION	214	40	16	155	56	18.69%	7.48%	26.17%	
1420	JEFFERSON COUNTY R-1	5944	MITCHELL ELEMENTARY SCHOOL	545	35	20	490	55	6.42%	3.67%	10.09%	
1420	JEFFERSON COUNTY R-1	5972	MOLHOLM ELEMENTARY SCHOOL	449	362	52	35	414	80.62%	11.58%	92.20%	
1420	JEFFERSON COUNTY R-1	5994	MONTESSORI PEAKS CHARTER ACADEMY	429	27	9	391	36	6.29%	2.10%	8.39%	
1420	JEFFERSON COUNTY R-1	6090	MOORE MIDDLE SCHOOL	599	115	44	439	159	19.20%	7.35%	26.54%	
1420	JEFFERSON COUNTY R-1	6133	MORTENSEN ELEMENTARY SCHOOL	379	49	13	317	62	12.93%	3.43%	16.36%	
1420	JEFFERSON COUNTY R-1	6135	MOUNT CARBON ELEMENTARY SCHOOL	397	38	18	341	56	9.57%	4.53%	14.11%	
1420	JEFFERSON COUNTY R-1	6139	MOUNTAIN PHOENIX COMMUNITY SCHOOL	48	12	5	31	17	25%	10.42%	35.42%	
1420	JEFFERSON COUNTY R-1	6237	NEW AMERICA SCHOOL	224	103	18	98	121	45.98%	8.04%	54.02%	
1420	JEFFERSON COUNTY R-1	6286	NORMANDY ELEMENTARY SCHOOL	714	42	13	659	55	5.88%	1.82%	7.70%	



**COLORADO DEPARTMENT OF EDUCATION**  
**FALL 2007 K-12 FREE AND REDUCED LUNCH BY DISTRICT AND SCHOOL**

District Code	District Name	School Code	School Name	K-12	FREE	REDUCE		FREE AND		REDUCED % Free	% Reduced	% FRED
						D	Not Eligible	AND	AND			
1420	JEFFERSON COUNTY R-1	6330	NORTH ARVADA MIDDLE SCHOOL	487	170	48	268	218	34.91%	9.86%	44.76%	
1420	JEFFERSON COUNTY R-1	6470	OBERON JUNIOR HIGH SCHOOL	751	72	32	644	104	9.59%	4.26%	13.85%	
1420	JEFFERSON COUNTY R-1	6474	O'CONNELL MIDDLE SCHOOL	505	303	64	138	367	60%	12.67%	72.67%	
1420	JEFFERSON COUNTY R-1	6539	JEFFERSON COUNTY OPEN ELEMENTARY SCHOOL	203	60	29	114	89	29.56%	14.29%	43.84%	
1420	JEFFERSON COUNTY R-1	6541	JEFFERSON COUNTY OPEN SECONDARY	355	74	40	239	114	20.85%	11.27%	32.11%	
1420	JEFFERSON COUNTY R-1	6804	PARMALEE ELEMENTARY SCHOOL	220	28	8	184	36	12.73%	3.64%	16.36%	
1420	JEFFERSON COUNTY R-1	6806	PARR ELEMENTARY SCHOOL	258	72	20	166	92	27.91%	7.75%	35.66%	
1420	JEFFERSON COUNTY R-1	6808	PATTERSON ELEMENTARY SCHOOL	370	117	43	208	160	31.62%	11.62%	43.24%	
1420	JEFFERSON COUNTY R-1	6828	PECK ELEMENTARY SCHOOL	386	104	44	238	148	26.94%	11.40%	38.34%	
1420	JEFFERSON COUNTY R-1	6844	PEIFFER ELEMENTARY SCHOOL	420	73	19	328	92	17.38%	4.52%	21.90%	
1420	JEFFERSON COUNTY R-1	6848	PENNINGTON ELEMENTARY SCHOOL	213	136	26	51	162	63.85%	12.21%	76.06%	
1420	JEFFERSON COUNTY R-1	7078	PLEASANT VIEW ELEMENTARY SCHOOL	219	108	28	82	136	49.32%	12.79%	62.10%	
1420	JEFFERSON COUNTY R-1	7114	POMONA HIGH SCHOOL	1,600	193	85	1,320	278	12.06%	5.31%	17.38%	
1420	JEFFERSON COUNTY R-1	7128	POWDERHORN ELEMENTARY SCHOOL	636	48	16	572	64	7.55%	2.52%	10.06%	
1420	JEFFERSON COUNTY R-1	7190	PROSPECT VALLEY ELEMENTARY SCHOOL	481	57	16	407	73	11.85%	3.33%	15.18%	
1420	JEFFERSON COUNTY R-1	7238	RALSTON ELEMENTARY SCHOOL	312	4	4	304	8	1.28%	1.28%	2.56%	
1420	JEFFERSON COUNTY R-1	7239	RALSTON VALLEY SENIOR HIGH SCHOOL	1,604	53	18	1,533	71	3.30%	1.12%	4.43%	
1420	JEFFERSON COUNTY R-1	7282	RED ROCKS ELEMENTARY SCHOOL	297	15	11	271	26	5.05%	3.70%	8.75%	
1420	JEFFERSON COUNTY R-1	7462	ROCKY MOUNTAIN ACADEMY OF EVERGREEN	292	2	1	289	3	0.68%	0.34%	1.03%	
1420	JEFFERSON COUNTY R-1	7483	ROONEY RANCH ELEMENTARY SCHOOL	427	44	11	372	55	10.30%	2.58%	12.88%	
1420	JEFFERSON COUNTY R-1	7520	RUSSELL ELEMENTARY SCHOOL	288	207	35	46	242	71.88%	12.15%	84.03%	
1420	JEFFERSON COUNTY R-1	7529	RYAN ELEMENTARY SCHOOL	581	78	33	469	111	13.43%	5.68%	19.10%	
1420	JEFFERSON COUNTY R-1	7701	COLLEGIATE ACADEMY OF COLORADO	509	41	23	443	64	8.06%	4.52%	12.57%	
1420	JEFFERSON COUNTY R-1	7708	SECREST ELEMENTARY SCHOOL	352	131	21	200	152	37.22%	5.97%	43.18%	
1420	JEFFERSON COUNTY R-1	7753	SEMPER ELEMENTARY SCHOOL	507	74	29	404	103	14.60%	5.72%	20.32%	
1420	JEFFERSON COUNTY R-1	7780	SHAFFER ELEMENTARY SCHOOL	595	22	7	566	29	3.70%	1.18%	4.87%	
1420	JEFFERSON COUNTY R-1	7833	SHELTON ELEMENTARY SCHOOL	429	114	4	311	118	26.57%	0.93%	27.51%	
1420	JEFFERSON COUNTY R-1	7870	SIERRA ELEMENTARY SCHOOL	562	49	10	502	59	8.72%	1.78%	10.50%	
1420	JEFFERSON COUNTY R-1	7962	SLATER ELEMENTARY SCHOOL	306	171	40	95	211	55.88%	13.07%	68.95%	
1420	JEFFERSON COUNTY R-1	8036	SOBESKY ACADEMY	69	22	4	42	26	31.88%	5.80%	37.68%	
1420	JEFFERSON COUNTY R-1	8090	DEANE ELEMENTARY SCHOOL	456	292	63	101	355	64.04%	13.82%	77.85%	
1420	JEFFERSON COUNTY R-1	8102	SOUTH LAKEWOOD ELEMENTARY SCHOOL	488	116	41	331	157	23.77%	8.40%	32.17%	
1420	JEFFERSON COUNTY R-1	8209	STANDLEY LAKE HIGH SCHOOL	1,572	182	92	1,295	274	11.58%	5.85%	17.43%	
1420	JEFFERSON COUNTY R-1	8248	STEIN ELEMENTARY SCHOOL	640	466	45	126	511	72.81%	7.03%	79.84%	
1420	JEFFERSON COUNTY R-1	8272	STEVENS ELEMENTARY SCHOOL	396	215	61	120	276	54.29%	15.40%	69.70%	
1420	JEFFERSON COUNTY R-1	8276	STOBER ELEMENTARY SCHOOL	320	84	15	220	99	26.25%	4.69%	30.94%	
1420	JEFFERSON COUNTY R-1	8280	STONY CREEK ELEMENTARY SCHOOL	621	78	36	507	114	12.56%	5.80%	18.36%	
1420	JEFFERSON COUNTY R-1	8300	STOTT ELEMENTARY SCHOOL	304	32	20	252	52	10.53%	6.58%	17.11%	
1420	JEFFERSON COUNTY R-1	8381	SUMMIT RIDGE MIDDLE SCHOOL	851	70	37	744	107	8.23%	4.35%	12.57%	
1420	JEFFERSON COUNTY R-1	8432	SWANSON ELEMENTARY SCHOOL	459	210	60	189	270	45.75%	13.07%	58.82%	
1420	JEFFERSON COUNTY R-1	8834	THOMSON ELEMENTARY SCHOOL	397	144	47	204	191	36.27%	11.84%	48.11%	
1420	JEFFERSON COUNTY R-1	9008	UTE MEADOWS ELEMENTARY SCHOOL	471	21	14	436	35	4.46%	2.97%	7.43%	
1420	JEFFERSON COUNTY R-1	9052	VAN ARSDALE ELEMENTARY SCHOOL	545	24	18	503	42	4.40%	3.30%	7.71%	
1420	JEFFERSON COUNTY R-1	9058	VANDERHOOF ELEMENTARY SCHOOL	539	60	36	443	96	11.13%	6.68%	17.81%	
1420	JEFFERSON COUNTY R-1	9154	VIVIAN ELEMENTARY SCHOOL	211	77	36	98	113	36.49%	17.06%	53.55%	
1420	JEFFERSON COUNTY R-1	9232	WARDER ELEMENTARY SCHOOL	353	85	32	236	117	24.08%	9.07%	33.14%	
1420	JEFFERSON COUNTY R-1	9234	WARREN OCCUPATION TECHNICAL CENTER	41	0	0	19	0	0%	0%	0%	
1420	JEFFERSON COUNTY R-1	9299	WAYNE CARLE MIDDLE SCHOOL	357	45	27	285	72	12.61%	7.56%	20.17%	
1420	JEFFERSON COUNTY R-1	9328	WEBER ELEMENTARY SCHOOL	439	82	23	334	105	18.68%	5.24%	23.92%	
1420	JEFFERSON COUNTY R-1	9342	WELCHESTER ELEMENTARY SCHOOL	310	137	42	130	179	44.19%	13.55%	57.74%	
1420	JEFFERSON COUNTY R-1	9412	WESTGATE ELEMENTARY SCHOOL	588	200	71	317	271	34.01%	12.07%	46.09%	





**COLORADO DEPARTMENT OF EDUCATION**  
**FALL 2007 K-12 FREE AND REDUCED LUNCH BY DISTRICT AND SCHOOL**

District Code	District Name	School Code	School Name	K-12	FREE	REDUCE		FREE AND		REDUCED % Free	% Reduced	% FRED
						D	Not Eligible	AND	AND			
1420	JEFFERSON COUNTY R-1	9424	WEST JEFFERSON ELEMENTARY SCHOOL	280	16	12	252	28	5.71%	4.29%	10%	
1420	JEFFERSON COUNTY R-1	9427	WOODROW WILSON CHARTER ACADEMY	512	18	5	489	23	3.52%	0.98%	4.49%	
1420	JEFFERSON COUNTY R-1	9428	WEST JEFFERSON MIDDLE SCHOOL	637	56	22	558	78	8.79%	3.45%	12.24%	
1420	JEFFERSON COUNTY R-1	9429	WEST WOODS ELEMENTARY SCHOOL	628	9	0	619	9	1.43%	0%	1.43%	
1420	JEFFERSON COUNTY R-1	9432	DENNISON ELEMENTARY SCHOOL	624	15	15	594	30	2.40%	2.40%	4.81%	
1420	JEFFERSON COUNTY R-1	9490	WESTRIDGE ELEMENTARY SCHOOL	516	32	20	463	52	6.20%	3.88%	10.08%	
1420	JEFFERSON COUNTY R-1	9506	WHEAT RIDGE MIDDLE SCHOOL	350	265	27	57	292	75.71%	7.71%	83.43%	
1420	JEFFERSON COUNTY R-1	9510	WHEAT RIDGE HIGH SCHOOL	1,359	264	87	1,003	351	19.43%	6.40%	25.83%	
1420	JEFFERSON COUNTY R-1	9638	WILMORE DAVIS ELEMENTARY SCHOOL	313	136	30	147	166	43.45%	9.58%	53.04%	
1420	JEFFERSON COUNTY R-1	9648	WILMOT ELEMENTARY SCHOOL	391	19	9	362	28	4.86%	2.30%	7.16%	
1420	JEFFERSON COUNTY R-1	9678	WITT ELEMENTARY SCHOOL	351	86	34	231	120	24.50%	9.69%	34.19%	
1420	JEFFERSON COUNTY R-1	9800	ZERGER ELEMENTARY SCHOOL	286	91	23	172	114	31.82%	8.04%	39.86%	
<b>1420</b>	<b>JEFFERSON COUNTY R-1</b>		<b>DISTRICT TOTAL</b>	<b>83,486</b>	<b>16,095</b>	<b>4,725</b>	<b>62,493</b>	<b>20,820</b>	<b>19.28%</b>	<b>5.66%</b>	<b>24.94%</b>	
1430	EADS RE-1	2328	EADS ELEMENTARY SCHOOL	65	22	10	33	32	33.85%	15.38%	49.23%	
1430	EADS RE-1	2332	EADS MIDDLE SCHOOL	48	12	10	26	22	25%	20.83%	45.83%	
1430	EADS RE-1	2336	EADS HIGH SCHOOL	63	7	6	50	13	11.11%	9.52%	20.63%	
<b>1430</b>	<b>EADS RE-1</b>		<b>DISTRICT TOTAL</b>	<b>176</b>	<b>41</b>	<b>26</b>	<b>109</b>	<b>67</b>	<b>23.30%</b>	<b>14.77%</b>	<b>38.07%</b>	
1440	PLAINVIEW RE-2	6992	PLAINVIEW ELEMENTARY SCHOOL	35	16	7	12	23	45.71%	20%	65.71%	
1440	PLAINVIEW RE-2	7009	PLAINVIEW JUNIOR-SENIOR HIGH SCHOOL	22	2	8	12	10	9.09%	36.36%	45.45%	
<b>1440</b>	<b>PLAINVIEW RE-2</b>		<b>DISTRICT TOTAL</b>	<b>57</b>	<b>18</b>	<b>15</b>	<b>24</b>	<b>33</b>	<b>31.58%</b>	<b>26.32%</b>	<b>57.89%</b>	
1450	ARRIBA-FLAGLER C-20	2956	FLAGLER ELEMENTARY SCHOOL	67	28	12	27	40	41.79%	17.91%	59.70%	
1450	ARRIBA-FLAGLER C-20	2958	FLAGLER MIDDLE SCHOOL	23	7	3	13	10	30.43%	13.04%	43.48%	
1450	ARRIBA-FLAGLER C-20	2960	FLAGLER SENIOR HIGH SCHOOL	61	16	4	41	20	26.23%	6.56%	32.79%	
<b>1450</b>	<b>ARRIBA-FLAGLER C-20</b>		<b>DISTRICT TOTAL</b>	<b>151</b>	<b>51</b>	<b>19</b>	<b>81</b>	<b>70</b>	<b>33.77%</b>	<b>12.58%</b>	<b>46.36%</b>	
1460	HI-PLAINS R-23	7746	HI PLAINS UNDIVIDED HIGH SCHOOL	61	19	15	27	34	31.15%	24.59%	55.74%	
1460	HI-PLAINS R-23	9164	HI PLAINS ELEMENTARY SCHOOL	44	16	17	11	33	36.36%	38.64%	75%	
<b>1460</b>	<b>HI-PLAINS R-23</b>		<b>DISTRICT TOTAL</b>	<b>105</b>	<b>35</b>	<b>32</b>	<b>38</b>	<b>67</b>	<b>33.33%</b>	<b>30.48%</b>	<b>63.81%</b>	
1480	STRATTON R-4	8342	STRATTON ELEMENTARY SCHOOL	84	27	21	36	48	32.14%	25%	57.14%	
1480	STRATTON R-4	8351	STRATTON MIDDLE SCHOOL	43	15	5	23	20	34.88%	11.63%	46.51%	
1480	STRATTON R-4	8354	STRATTON SENIOR HIGH SCHOOL	87	21	12	54	33	24.14%	13.79%	37.93%	
<b>1480</b>	<b>STRATTON R-4</b>		<b>DISTRICT TOTAL</b>	<b>214</b>	<b>63</b>	<b>38</b>	<b>113</b>	<b>101</b>	<b>29.44%</b>	<b>17.76%</b>	<b>47.20%</b>	
1490	BETHUNE R-5	0832	BETHUNE ELEMENTARY SCHOOL	59	28	11	20	39	47.46%	18.64%	66.10%	
1490	BETHUNE R-5	0842	BETHUNE JUNIOR-SENIOR HIGH SCHOOL	59	25	10	24	35	42.37%	16.95%	59.32%	
<b>1490</b>	<b>BETHUNE R-5</b>		<b>DISTRICT TOTAL</b>	<b>118</b>	<b>53</b>	<b>21</b>	<b>44</b>	<b>74</b>	<b>44.92%</b>	<b>17.80%</b>	<b>62.71%</b>	
1500	BURLINGTON RE-6J	1144	BURLINGTON ELEMENTARY SCHOOL	255	117	56	82	173	45.88%	21.96%	67.84%	
1500	BURLINGTON RE-6J	1150	BURLINGTON MIDDLE SCHOOL	210	67	38	105	105	31.90%	18.10%	50%	
1500	BURLINGTON RE-6J	1152	BURLINGTON HIGH SCHOOL	228	72	34	122	106	31.58%	14.91%	46.49%	
<b>1500</b>	<b>BURLINGTON RE-6J</b>		<b>DISTRICT TOTAL</b>	<b>693</b>	<b>256</b>	<b>128</b>	<b>309</b>	<b>384</b>	<b>36.94%</b>	<b>18.47%</b>	<b>55.41%</b>	
1510	LAKE COUNTY R-1	4901	LAKE COUNTY MIDDLE SCHOOL	317	155	46	116	201	48.90%	14.51%	63.41%	
1510	LAKE COUNTY R-1	4904	LAKE COUNTY HIGH SCHOOL	323	103	48	166	151	31.89%	14.86%	46.75%	
1510	LAKE COUNTY R-1	8804	PITTS ELEMENTARY SCHOOL	198	93	34	71	127	46.97%	17.17%	64.14%	
1510	LAKE COUNTY R-1	9486	WESTPARK ELEMENTARY SCHOOL	267	141	49	77	190	52.81%	18.35%	71.16%	
<b>1510</b>	<b>LAKE COUNTY R-1</b>		<b>DISTRICT TOTAL</b>	<b>1,105</b>	<b>492</b>	<b>177</b>	<b>430</b>	<b>669</b>	<b>44.52%</b>	<b>16.02%</b>	<b>60.54%</b>	
1520	DURANGO 9-R	0225	ANIMAS VALLEY ELEMENTARY SCHOOL	256	60	29	167	89	23.44%	11.33%	34.77%	
1520	DURANGO 9-R	2318	DURANGO HIGH SCHOOL	1,504	186	101	1,208	287	12.37%	6.72%	19.08%	
1520	DURANGO 9-R	2319	DURANGO SECOND CHANCE	88	8	0	80	8	9.09%	0%	9.09%	
1520	DURANGO 9-R	3012	FLORIDA MESA ELEMENTARY SCHOOL	311	103	36	172	139	33.12%	11.58%	44.69%	
1520	DURANGO 9-R	3050	FORT LEWIS MESA ELEMENTARY SCHOOL	155	39	23	91	62	25.16%	14.84%	40%	
1520	DURANGO 9-R	5888	MILLER MIDDLE SCHOOL	507	85	28	393	113	16.77%	5.52%	22.29%	
1520	DURANGO 9-R	6222	NEEDHAM ELEMENTARY SCHOOL	428	95	23	306	118	22.20%	5.37%	27.57%	
1520	DURANGO 9-R	6738	PARK ELEMENTARY SCHOOL	426	109	49	264	158	25.59%	11.50%	37.09%	

**COLORADO DEPARTMENT OF EDUCATION**  
**FALL 2007 K-12 FREE AND REDUCED LUNCH BY DISTRICT AND SCHOOL**

District Code	District Name	School Code	School Name	K-12	FREE	REDUCE		Not Eligible	FREE AND		% Free	% Reduced	% FRED
						D	Eligible		REDUCED	% Free			
1520	DURANGO 9-R	7402	RIVERVIEW ELEMENTARY SCHOOL	409	59	25	321	84	14.43%	6.11%	20.54%		
1520	DURANGO 9-R	7994	ESCALANTE MIDDLE SCHOOL	541	118	58	362	176	21.81%	10.72%	32.53%		
1520	DURANGO 9-R	8388	SUNNYSIDE ELEMENTARY SCHOOL	108	25	26	57	51	23.15%	24.07%	47.22%		
<b>1520</b>	<b>DURANGO 9-R</b>		<b>DISTRICT TOTAL</b>	<b>4,733</b>	<b>887</b>	<b>398</b>	<b>3,421</b>	<b>1,285</b>	<b>18.74%</b>	<b>8.41%</b>	<b>27.15%</b>		
1530	BAYFIELD 10 JT-R	0632	BAYFIELD ELEMENTARY SCHOOL	610	85	57	468	142	13.93%	9.34%	23.28%		
1530	BAYFIELD 10 JT-R	0636	BAYFIELD MIDDLE SCHOOL	299	33	25	241	58	11.04%	8.36%	19.40%		
1530	BAYFIELD 10 JT-R	0640	BAYFIELD HIGH SCHOOL	449	34	19	396	53	7.57%	4.23%	11.80%		
<b>1530</b>	<b>BAYFIELD 10 JT-R</b>		<b>DISTRICT TOTAL</b>	<b>1,358</b>	<b>152</b>	<b>101</b>	<b>1,105</b>	<b>253</b>	<b>11.19%</b>	<b>7.44%</b>	<b>18.63%</b>		
1540	IGNACIO 11 JT	4250	IGNACIO ELEMENTARY SCHOOL	243	110	32	101	142	45.27%	13.17%	58.44%		
1540	IGNACIO 11 JT	4252	IGNACIO INTERMEDIATE SCHOOL	156	65	19	72	84	41.67%	12.18%	53.85%		
1540	IGNACIO 11 JT	4254	IGNACIO JUNIOR HIGH SCHOOL	121	44	15	62	59	36.36%	12.40%	48.76%		
1540	IGNACIO 11 JT	4258	IGNACIO HIGH SCHOOL	224	60	32	131	92	26.79%	14.29%	41.07%		
1540	IGNACIO 11 JT	6945	PINE RIVER VALLEY HIGH SCHOOL	67	7	1	59	8	10.45%	1.49%	11.94%		
<b>1540</b>	<b>IGNACIO 11 JT</b>		<b>DISTRICT TOTAL</b>	<b>811</b>	<b>286</b>	<b>99</b>	<b>425</b>	<b>385</b>	<b>35.27%</b>	<b>12.21%</b>	<b>47.47%</b>		
1550	POUDRE R-1	0000	NOT IN A SCHOOL	11	6	1	4	7	54.55%	9.09%	63.64%		
1550	POUDRE R-1	0146	RIDGEVIEW CLASSICAL CHARTER SCHOOLS	734	63	20	650	83	8.58%	2.72%	11.31%		
1550	POUDRE R-1	0477	ZACH ELEMENTARY SCHOOL	609	17	9	583	26	2.79%	1.48%	4.27%		
1550	POUDRE R-1	0490	BACON ELEMENTARY SCHOOL	492	51	11	430	62	10.37%	2.24%	12.60%		
1550	POUDRE R-1	0612	BAUDER ELEMENTARY SCHOOL	332	85	25	222	110	25.60%	7.53%	33.13%		
1550	POUDRE R-1	0678	BEATTIE ELEMENTARY SCHOOL	374	90	36	247	126	24.06%	9.63%	33.69%		
1550	POUDRE R-1	0766	BENNETT ELEMENTARY SCHOOL	456	84	14	358	98	18.42%	3.07%	21.49%		
1550	POUDRE R-1	0892	BLEVINS JUNIOR HIGH SCHOOL	539	117	41	380	158	21.71%	7.61%	29.31%		
1550	POUDRE R-1	0898	BOLTZ JUNIOR HIGH SCHOOL	650	111	33	505	144	17.08%	5.08%	22.15%		
1550	POUDRE R-1	1186	CACHE LA POUDE ELEMENTARY SCHOOL	372	107	35	229	142	28.76%	9.41%	38.17%		
1550	POUDRE R-1	1190	CACHE LA POUDE JUNIOR HIGH SCHOOL	412	57	20	335	77	13.83%	4.85%	18.69%		
1550	POUDRE R-1	2298	DUNN ELEMENTARY SCHOOL	442	88	29	324	117	19.91%	6.56%	26.47%		
1550	POUDRE R-1	3046	FORT COLLINS HIGH SCHOOL	1,193	29	3	1,152	32	2.43%	0.25%	2.68%		
1550	POUDRE R-1	3105	FOSSIL RIDGE HIGH SCHOOL	1,062	33	25	1,001	58	3.11%	2.35%	5.46%		
1550	POUDRE R-1	3760	CENTENNIAL HIGH SCHOOL	133	40	5	82	45	30.08%	3.76%	33.83%		
1550	POUDRE R-1	3787	HARRIS BILINGUAL ELEMENTARY SCHOOL	336	156	19	161	175	46.43%	5.65%	52.08%		
1550	POUDRE R-1	3791	LAB ELEMENTARY SCHOOL FOR CREATIVE LEARNING	120	19	2	99	21	15.83%	1.67%	17.50%		
1550	POUDRE R-1	4282	IRISH ELEMENTARY SCHOOL	373	284	19	70	303	76.14%	5.09%	81.23%		
1550	POUDRE R-1	4456	JOHNSON ELEMENTARY SCHOOL	490	73	25	391	98	14.90%	5.10%	20%		
1550	POUDRE R-1	4698	KINARD JUNIOR HIGH SCHOOL	781	45	22	714	67	5.76%	2.82%	8.58%		
1550	POUDRE R-1	4793	KRUSE ELEMENTARY SCHOOL	503	52	17	434	69	10.34%	3.38%	13.72%		
1550	POUDRE R-1	5014	LAUREL ELEMENTARY SCHOOL	350	198	26	125	224	56.57%	7.43%	64%		
1550	POUDRE R-1	5068	LESHER JUNIOR HIGH SCHOOL	620	163	35	422	198	26.29%	5.65%	31.94%		
1550	POUDRE R-1	5120	LIBERTY COMMON CHARTER SCHOOL	582	11	10	561	21	1.89%	1.72%	3.61%		
1550	POUDRE R-1	5168	LINCOLN JUNIOR HIGH SCHOOL	407	233	21	152	254	57.25%	5.16%	62.41%		
1550	POUDRE R-1	5196	LINTON ELEMENTARY SCHOOL	492	113	19	356	132	22.97%	3.86%	26.83%		
1550	POUDRE R-1	5234	LIVERMORE ELEMENTARY SCHOOL	74	5	0	69	5	6.76%	0%	6.76%		
1550	POUDRE R-1	5292	LOPEZ ELEMENTARY SCHOOL	460	85	24	350	109	18.48%	5.22%	23.70%		
1550	POUDRE R-1	5688	MC GRAW ELEMENTARY SCHOOL	519	43	12	464	55	8.29%	2.31%	10.60%		
1550	POUDRE R-1	6078	MOORE ELEMENTARY SCHOOL	278	152	31	93	183	54.68%	11.15%	65.83%		
1550	POUDRE R-1	6476	O'DEA ELEMENTARY SCHOOL	345	110	29	206	139	31.88%	8.41%	40.29%		
1550	POUDRE R-1	6482	OLANDER ELEMENTARY SCHOOL	390	58	20	312	78	14.87%	5.13%	20%		
1550	POUDRE R-1	6815	PEAK ALTERNATIVE PROGRAM	22	10	1	11	11	45.45%	4.55%	50%		
1550	POUDRE R-1	7104	POLARIS EXPEDITIONARY LEARNING SCHOOL	191	32	10	148	42	16.75%	5.24%	21.99%		
1550	POUDRE R-1	7124	POUDRE HIGH SCHOOL	1,741	273	80	1,372	353	15.68%	4.60%	20.28%		
1550	POUDRE R-1	7127	POUDRE TRANSITION CENTER	105	38	1	46	39	36.19%	0.95%	37.14%		
1550	POUDRE R-1	7161	PRESTON JUNIOR HIGH SCHOOL	810	62	27	721	89	7.65%	3.33%	10.99%		

**COLORADO DEPARTMENT OF EDUCATION**  
**FALL 2007 K-12 FREE AND REDUCED LUNCH BY DISTRICT AND SCHOOL**

District Code	District Name	School Code	School Name	K-12	FREE	REDUCE		FREE AND		REDUCED % Free	% Reduced	% FRED
						D	Not Eligible	REDUCED	% Free			
1550	POUDRE R-1	7218	PUTNAM ELEMENTARY SCHOOL	388	244	42	101	286	62.89%	10.82%	73.71%	
1550	POUDRE R-1	7290	RED FEATHER LAKES ELEMENTARY SCHOOL	40	6	3	31	9	15%	7.50%	22.50%	
1550	POUDRE R-1	7325	RICE ELEMENTARY SCHOOL	317	56	29	232	85	17.67%	9.15%	26.81%	
1550	POUDRE R-1	7350	RIFFENBURGH ELEMENTARY SCHOOL	368	68	18	282	86	18.48%	4.89%	23.37%	
1550	POUDRE R-1	7470	ROCKY MOUNTAIN HIGH SCHOOL	1,743	171	55	1,515	226	9.81%	3.16%	12.97%	
1550	POUDRE R-1	7834	SHEPARDSON ELEMENTARY SCHOOL	424	46	12	366	58	10.85%	2.83%	13.68%	
1550	POUDRE R-1	8318	STOVE PRAIRIE ELEMENTARY SCHOOL	49	4	1	44	5	8.16%	2.04%	10.20%	
1550	POUDRE R-1	8460	TAVELLI ELEMENTARY SCHOOL	606	165	28	413	193	27.23%	4.62%	31.85%	
1550	POUDRE R-1	8540	MOUNTAIN VIEW JUNIOR HIGH	33	17	2	14	19	51.52%	6.06%	57.58%	
1550	POUDRE R-1	8852	TIMNATH ELEMENTARY SCHOOL	579	96	22	459	118	16.58%	3.80%	20.38%	
1550	POUDRE R-1	9251	TRAUT CORE ELEMENTARY SCHOOL	525	13	6	506	19	2.48%	1.14%	3.62%	
1550	POUDRE R-1	9330	WEBBER JUNIOR HIGH SCHOOL	833	78	39	714	117	9.36%	4.68%	14.05%	
1550	POUDRE R-1	9370	EYESTONE ELEMENTARY SCHOOL	514	131	54	327	185	25.49%	10.51%	35.99%	
1550	POUDRE R-1	9374	WELLINGTON JUNIOR HIGH SCHOOL	332	78	35	219	113	23.49%	10.54%	34.04%	
1550	POUDRE R-1	9380	WERNER ELEMENTARY SCHOOL	499	22	7	469	29	4.41%	1.40%	5.81%	
<b>1550</b>	<b>POUDRE R-1</b>		<b>DISTRICT TOTAL</b>	<b>25,050</b>	<b>4,388</b>	<b>1,110</b>	<b>19,471</b>	<b>5,498</b>	<b>17.52%</b>	<b>4.43%</b>	<b>21.95%</b>	
1560	THOMPSON R-2J	0510	CONRAD BALL MIDDLE SCHOOL	708	191	72	442	263	26.98%	10.17%	37.15%	
1560	THOMPSON R-2J	0808	BERTHOUD ELEMENTARY SCHOOL	430	51	6	373	57	11.86%	1.40%	13.26%	
1560	THOMPSON R-2J	0812	BERTHOUD HIGH SCHOOL	682	51	27	602	78	7.48%	3.96%	11.44%	
1560	THOMPSON R-2J	0865	B F KITCHEN ELEMENTARY SCHOOL	201	67	29	105	96	33.33%	14.43%	47.76%	
1560	THOMPSON R-2J	0870	BIG THOMPSON ELEMENTARY SCHOOL	192	29	13	150	42	15.10%	6.77%	21.88%	
1560	THOMPSON R-2J	0890	MARY BLAIR ELEMENTARY SCHOOL	479	132	31	315	163	27.56%	6.47%	34.03%	
1560	THOMPSON R-2J	1323	CARRIE MARTIN ELEMENTARY SCHOOL	308	50	15	243	65	16.23%	4.87%	21.10%	
1560	THOMPSON R-2J	1385	CENTENNIAL ELEMENTARY SCHOOL	349	40	21	287	61	11.46%	6.02%	17.48%	
1560	THOMPSON R-2J	1920	COTTONWOOD PLAINS ELEMENTARY SCHOOL	561	133	26	402	159	23.71%	4.63%	28.34%	
1560	THOMPSON R-2J	3320	GARFIELD ELEMENTARY SCHOOL	258	95	15	147	110	36.82%	5.81%	42.64%	
1560	THOMPSON R-2J	4332	IVY STOCKWELL ELEMENTARY SCHOOL	337	59	18	260	77	17.51%	5.34%	22.85%	
1560	THOMPSON R-2J	5018	LAURENE EDMONDSON ELEMENTARY SCHOOL	293	77	20	193	97	26.28%	6.83%	33.11%	
1560	THOMPSON R-2J	5170	LINCOLN ELEMENTARY SCHOOL	382	96	33	252	129	25.13%	8.64%	33.77%	
1560	THOMPSON R-2J	5312	BILL REED MIDDLE SCHOOL	598	202	68	327	270	33.78%	11.37%	45.15%	
1560	THOMPSON R-2J	5316	LOVELAND HIGH SCHOOL	1,679	246	82	1,336	328	14.65%	4.88%	19.54%	
1560	THOMPSON R-2J	5335	LUCILE ERWIN MIDDLE SCHOOL	841	134	60	644	194	15.93%	7.13%	23.07%	
1560	THOMPSON R-2J	5992	MONROE ELEMENTARY SCHOOL	399	158	25	213	183	39.60%	6.27%	45.86%	
1560	THOMPSON R-2J	6163	MOUNTAIN VIEW HIGH SCHOOL	1,199	259	92	838	351	21.60%	7.67%	29.27%	
1560	THOMPSON R-2J	6194	NAMAQUA ELEMENTARY SCHOOL	504	60	18	426	78	11.90%	3.57%	15.48%	
1560	THOMPSON R-2J	6220	NEW VISION CHARTER SCHOOL	383	28	14	341	42	7.31%	3.66%	10.97%	
1560	THOMPSON R-2J	7640	SARAH MILNER ELEMENTARY SCHOOL	346	124	28	194	152	35.84%	8.09%	43.93%	
1560	THOMPSON R-2J	7650	STANSBERRY ELEMENTARY SCHOOL	243	63	17	161	80	25.93%	7%	32.92%	
1560	THOMPSON R-2J	8824	THOMPSON VALLEY HIGH SCHOOL	1,471	220	98	1,145	318	14.96%	6.66%	21.62%	
1560	THOMPSON R-2J	8918	TRUSCOTT ELEMENTARY SCHOOL	283	123	41	119	164	43.46%	14.49%	57.95%	
1560	THOMPSON R-2J	8925	TURNER MIDDLE SCHOOL	427	40	23	362	63	9.37%	5.39%	14.75%	
1560	THOMPSON R-2J	9055	VAN BUREN ELEMENTARY SCHOOL	262	70	28	160	98	26.72%	10.69%	37.40%	
1560	THOMPSON R-2J	9228	WALT CLARK MIDDLE SCHOOL	678	106	48	521	154	15.63%	7.08%	22.71%	
1560	THOMPSON R-2J	9260	HAROLD FERGUSON HIGH SCHOOL	99	37	11	50	48	37.37%	11.11%	48.48%	
1560	THOMPSON R-2J	9674	WINONA ELEMENTARY SCHOOL	421	187	31	201	218	44.42%	7.36%	51.78%	
<b>1560</b>	<b>THOMPSON R-2J</b>		<b>DISTRICT TOTAL</b>	<b>15,013</b>	<b>3,128</b>	<b>1,010</b>	<b>10,809</b>	<b>4,138</b>	<b>20.84%</b>	<b>6.73%</b>	<b>27.56%</b>	
1570	PARK (ESTES PARK) R-3	2790	ESTES PARK K-5 SCHOOL	474	133	35	306	168	28.06%	7.38%	35.44%	
1570	PARK (ESTES PARK) R-3	2792	ESTES PARK MIDDLE SCHOOL	303	43	18	241	61	14.19%	5.94%	20.13%	
1570	PARK (ESTES PARK) R-3	2794	ESTES PARK HIGH SCHOOL	409	53	14	342	67	12.96%	3.42%	16.38%	
<b>1570</b>	<b>PARK (ESTES PARK) R-3</b>		<b>DISTRICT TOTAL</b>	<b>1,186</b>	<b>229</b>	<b>67</b>	<b>889</b>	<b>296</b>	<b>19.31%</b>	<b>6.65%</b>	<b>24.96%</b>	
1580	TRINIDAD 1	1386	TRINIDAD MIDDLE SCHOOL	346	164	46	136	210	47.40%	13.29%	60.69%	

**COLORADO DEPARTMENT OF EDUCATION**  
**FALL 2007 K-12 FREE AND REDUCED LUNCH BY DISTRICT AND SCHOOL**

District Code	District Name	School Code	School Name	K-12	FREE	REDUCE		FREE AND		REDUCED % Free	% Reduced	% FRED
						D	Not Eligible	REDUCED	% Free			
1580	TRINIDAD 1	2481	ECKHART ELEMENTARY SCHOOL	255	118	38	99	156	46.27%	14.90%	61.18%	
1580	TRINIDAD 1	2944	FISHER'S PEAK ELEMENTARY SCHOOL	481	241	64	176	305	50.10%	13.31%	63.41%	
1580	TRINIDAD 1	8906	TRINIDAD HIGH SCHOOL	411	148	80	183	228	36.01%	19.46%	55.47%	
<b>1580</b>	<b>TRINIDAD 1</b>		<b>DISTRICT TOTAL</b>	<b>1,493</b>	<b>671</b>	<b>228</b>	<b>594</b>	<b>899</b>	<b>44.94%</b>	<b>15.27%</b>	<b>60.21%</b>	
1590	PRIMERO REORGANIZED 2	7160	PRIMERO ELEMENTARY SCHOOL	88	25	5	58	30	28.41%	5.68%	34.09%	
1590	PRIMERO REORGANIZED 2	7164	PRIMERO JUNIOR-SENIOR HIGH SCHOOL	127	36	9	82	45	28.35%	7.09%	35.43%	
<b>1590</b>	<b>PRIMERO REORGANIZED 2</b>		<b>DISTRICT TOTAL</b>	<b>215</b>	<b>61</b>	<b>14</b>	<b>140</b>	<b>75</b>	<b>28.37%</b>	<b>6.51%</b>	<b>34.88%</b>	
1600	HOEHNE REORGANIZED 3	4044	HOEHNE ELEMENTARY SCHOOL	149	31	26	92	57	20.81%	17.45%	38.26%	
1600	HOEHNE REORGANIZED 3	4045	HOEHNE JUNIOR HIGH SCHOOL	61	12	14	35	26	19.67%	22.95%	42.62%	
1600	HOEHNE REORGANIZED 3	4048	HOEHNE HIGH SCHOOL	120	15	33	72	48	12.50%	27.50%	40%	
<b>1600</b>	<b>HOEHNE REORGANIZED 3</b>		<b>DISTRICT TOTAL</b>	<b>330</b>	<b>58</b>	<b>73</b>	<b>199</b>	<b>131</b>	<b>17.58%</b>	<b>22.12%</b>	<b>39.70%</b>	
1620	AGUILAR REORGANIZED 6	0058	AGUILAR ELEMENTARY SCHOOL	63	49	1	13	50	77.78%	1.59%	79.37%	
1620	AGUILAR REORGANIZED 6	0066	AGUILAR JUNIOR-SENIOR HIGH SCHOOL	75	49	6	20	55	65.33%	8%	73.33%	
<b>1620</b>	<b>AGUILAR REORGANIZED 6</b>		<b>DISTRICT TOTAL</b>	<b>138</b>	<b>98</b>	<b>7</b>	<b>33</b>	<b>105</b>	<b>71.01%</b>	<b>5.07%</b>	<b>76.09%</b>	
1750	BRANSON REORGANIZED 82	0948	BRANSON ALTERNATIVE SCHOOL	570	66	59	432	125	11.58%	10.35%	21.93%	
1750	BRANSON REORGANIZED 82	0974	BRANSON ELEMENTARY SCHOOL	23	6	4	13	10	26.09%	17.39%	43.48%	
1750	BRANSON REORGANIZED 82	0978	BRANSON UNDIVIDED HIGH SCHOOL	28	11	5	12	16	39.29%	17.86%	57.14%	
1750	BRANSON REORGANIZED 82	0979	BRANSON SCHOOL ONLINE GED PREP	30	2	2	23	4	6.67%	6.67%	13.33%	
<b>1750</b>	<b>BRANSON REORGANIZED 82</b>		<b>DISTRICT TOTAL</b>	<b>651</b>	<b>85</b>	<b>70</b>	<b>480</b>	<b>155</b>	<b>13.06%</b>	<b>10.75%</b>	<b>23.81%</b>	
1760	KIM REORGANIZED 88	4690	KIM ELEMENTARY SCHOOL	21	6	2	13	8	28.57%	9.52%	38.10%	
1760	KIM REORGANIZED 88	4694	KIM UNDIVIDED HIGH SCHOOL	34	13	3	18	16	38.24%	8.82%	47.06%	
<b>1760</b>	<b>KIM REORGANIZED 88</b>		<b>DISTRICT TOTAL</b>	<b>55</b>	<b>19</b>	<b>5</b>	<b>31</b>	<b>24</b>	<b>34.55%</b>	<b>9.09%</b>	<b>43.64%</b>	
1780	GENOA-HUGO C113	4158	GENOA-HUGO ELEMENTARY SCHOOL	79	41	8	30	49	51.90%	10.13%	62.03%	
1780	GENOA-HUGO C113	4160	GENOA-HUGO MIDDLE SCHOOL	48	23	4	21	27	47.92%	8.33%	56.25%	
1780	GENOA-HUGO C113	4162	GENOA-HUGO SENIOR HIGH SCHOOL	57	14	5	38	19	24.56%	8.77%	33.33%	
<b>1780</b>	<b>GENOA-HUGO C113</b>		<b>DISTRICT TOTAL</b>	<b>184</b>	<b>78</b>	<b>17</b>	<b>89</b>	<b>95</b>	<b>42.39%</b>	<b>9.24%</b>	<b>51.63%</b>	
1790	LIMON RE-4J	5132	LIMON ELEMENTARY SCHOOL	191	72	17	102	89	37.70%	8.90%	46.60%	
1790	LIMON RE-4J	5136	LIMON JUNIOR-SENIOR HIGH SCHOOL	284	53	28	201	81	18.66%	9.86%	28.52%	
<b>1790</b>	<b>LIMON RE-4J</b>		<b>DISTRICT TOTAL</b>	<b>475</b>	<b>125</b>	<b>45</b>	<b>303</b>	<b>170</b>	<b>26.32%</b>	<b>9.47%</b>	<b>35.79%</b>	
1810	KARVAL RE-23	4502	KARVAL ELEMENTARY SCHOOL	21	6	4	11	10	28.57%	19.05%	47.62%	
1810	KARVAL RE-23	4504	KARVAL ONLINE EDUCATION	157	21	22	114	43	13.38%	14.01%	27.39%	
1810	KARVAL RE-23	4506	KARVAL JUNIOR-SENIOR HIGH SCHOOL	39	9	9	21	18	23.08%	23.08%	46.15%	
<b>1810</b>	<b>KARVAL RE-23</b>		<b>DISTRICT TOTAL</b>	<b>217</b>	<b>36</b>	<b>35</b>	<b>146</b>	<b>71</b>	<b>16.59%</b>	<b>16.13%</b>	<b>32.72%</b>	
1828	VALLEY RE-1	0202	SMITH HIGH SCHOOL	24	10	3	11	13	41.67%	12.50%	54.17%	
1828	VALLEY RE-1	0515	AYRES ELEMENTARY SCHOOL	467	174	51	242	225	37.26%	10.92%	48.18%	
1828	VALLEY RE-1	1220	CALICHE ELEMENTARY SCHOOL	135	32	16	87	48	23.70%	11.85%	35.56%	
1828	VALLEY RE-1	1224	CALICHE JUNIOR-SENIOR HIGH SCHOOL	115	24	22	69	46	20.87%	19.13%	40%	
1828	VALLEY RE-1	1321	CAMPBELL ELEMENTARY SCHOOL	470	171	40	259	211	36.38%	8.51%	44.89%	
1828	VALLEY RE-1	8256	STERLING MIDDLE SCHOOL	503	178	49	274	227	35.39%	9.74%	45.13%	
1828	VALLEY RE-1	8260	STERLING HIGH SCHOOL	653	124	59	467	183	18.99%	9.04%	28.02%	
<b>1828</b>	<b>VALLEY RE-1</b>		<b>DISTRICT TOTAL</b>	<b>2,367</b>	<b>713</b>	<b>240</b>	<b>1,409</b>	<b>953</b>	<b>30.12%</b>	<b>10.14%</b>	<b>40.26%</b>	
1850	FRENCHMAN RE-3	2980	FLEMING ELEMENTARY SCHOOL	88	9	24	55	33	10.23%	27.27%	37.50%	
1850	FRENCHMAN RE-3	2988	FLEMING HIGH SCHOOL	95	14	20	61	34	14.74%	21.05%	35.79%	
<b>1850</b>	<b>FRENCHMAN RE-3</b>		<b>DISTRICT TOTAL</b>	<b>183</b>	<b>23</b>	<b>44</b>	<b>116</b>	<b>67</b>	<b>12.57%</b>	<b>24.04%</b>	<b>36.61%</b>	
1860	BUFFALO RE-4	5802	MERINO ELEMENTARY SCHOOL	164	25	22	117	47	15.24%	13.41%	28.66%	
1860	BUFFALO RE-4	5806	MERINO JUNIOR SENIOR HIGH SCHOOL	157	25	27	105	52	15.92%	17.20%	33.12%	
<b>1860</b>	<b>BUFFALO RE-4</b>		<b>DISTRICT TOTAL</b>	<b>321</b>	<b>50</b>	<b>49</b>	<b>222</b>	<b>99</b>	<b>15.58%</b>	<b>15.26%</b>	<b>30.84%</b>	
1870	PLATEAU RE-5	6834	PEETZ ELEMENTARY SCHOOL	69	24	9	36	33	34.78%	13.04%	47.83%	
1870	PLATEAU RE-5	6838	PEETZ JUNIOR-SENIOR HIGH SCHOOL	75	26	4	45	30	34.67%	5.33%	40%	
<b>1870</b>	<b>PLATEAU RE-5</b>		<b>DISTRICT TOTAL</b>	<b>144</b>	<b>50</b>	<b>13</b>	<b>81</b>	<b>63</b>	<b>34.72%</b>	<b>9.03%</b>	<b>43.75%</b>	
1980	DE BEQUE 49JT	2122	DE BEQUE ELEMENTARY SCHOOL	76	21	10	45	31	27.63%	13.16%	40.79%	

**COLORADO DEPARTMENT OF EDUCATION**  
**FALL 2007 K-12 FREE AND REDUCED LUNCH BY DISTRICT AND SCHOOL**

District Code	District Name	School Code	School Name	K-12	REDUCE			FREE AND			
					FREE	D	Not Eligible	REDUCED % Free	% Reduced	% FRED	
1980	DE BEQUE 49JT	2126	DE BEQUE UNDIVIDED HIGH SCHOOL	58	10	8	40	18	17.24%	13.79%	31.03%
<b>1980</b>	<b>DE BEQUE 49JT</b>		<b>DISTRICT TOTAL</b>	<b>134</b>	<b>31</b>	<b>18</b>	<b>85</b>	<b>49</b>	<b>23.13%</b>	<b>13.43%</b>	<b>36.57%</b>
1990	PLATEAU VALLEY 50	3582	GRAND MESA HIGH SCHOOL	167	0	0	167	0	0%	0%	0%
1990	PLATEAU VALLEY 50	7024	PLATEAU VALLEY ELEMENTARY SCHOOL	135	20	7	105	27	14.81%	5.19%	20%
1990	PLATEAU VALLEY 50	7028	PLATEAU VALLEY MIDDLE SCHOOL	64	9	6	49	15	14.06%	9.38%	23.44%
1990	PLATEAU VALLEY 50	7032	PLATEAU VALLEY HIGH SCHOOL	98	10	6	82	16	10.20%	6.12%	16.33%
<b>1990</b>	<b>PLATEAU VALLEY 50</b>		<b>DISTRICT TOTAL</b>	<b>464</b>	<b>39</b>	<b>19</b>	<b>403</b>	<b>58</b>	<b>8.41%</b>	<b>4.09%</b>	<b>12.50%</b>
2000	MESA COUNTY VALLEY 51	0000	NOT IN A SCHOOL	15	3	0	12	3	20%	0%	20%
2000	MESA COUNTY VALLEY 51	0262	APPLETON ELEMENTARY SCHOOL	364	55	20	289	75	15.11%	5.49%	20.60%
2000	MESA COUNTY VALLEY 51	0361	FRUITA 8/9 SCHOOL	754	162	54	538	216	21.49%	7.16%	28.65%
2000	MESA COUNTY VALLEY 51	0362	RIM ROCK ELEMENTARY SCHOOL	563	108	47	408	155	19.18%	8.35%	27.53%
2000	MESA COUNTY VALLEY 51	0363	PEAR PARK ELEMENTARY SCHOOL	368	160	53	154	213	43.48%	14.40%	57.88%
2000	MESA COUNTY VALLEY 51	0900	BOOKCLIFF MIDDLE SCHOOL	496	242	23	231	265	48.79%	4.64%	53.43%
2000	MESA COUNTY VALLEY 51	1046	BROADWAY ELEMENTARY SCHOOL	266	39	7	220	46	14.66%	2.63%	17.29%
2000	MESA COUNTY VALLEY 51	1450	CENTRAL HIGH SCHOOL	1,697	455	130	1,112	585	26.81%	7.66%	34.47%
2000	MESA COUNTY VALLEY 51	1520	CHATFIELD ELEMENTARY SCHOOL	414	196	42	176	238	47.34%	10.14%	57.49%
2000	MESA COUNTY VALLEY 51	1686	CLIFTON ELEMENTARY SCHOOL	389	258	39	92	297	66.32%	10.03%	76.35%
2000	MESA COUNTY VALLEY 51	1848	COLUMBINE ELEMENTARY SCHOOL	134	74	16	44	90	55.22%	11.94%	67.16%
2000	MESA COUNTY VALLEY 51	2128	INDEPENDENCE ACADEMY	167	1	0	166	1	0.60%	0%	0.60%
2000	MESA COUNTY VALLEY 51	2224	DOS RIOS ELEMENTARY SCHOOL	406	241	41	124	282	59.36%	10.10%	69.46%
2000	MESA COUNTY VALLEY 51	2297	DUAL IMMERSION ACADEMY SCHOOL	234	138	16	80	154	58.97%	6.84%	65.81%
2000	MESA COUNTY VALLEY 51	2392	EAST MIDDLE SCHOOL	468	171	42	255	213	36.54%	8.97%	45.51%
2000	MESA COUNTY VALLEY 51	2724	NEW EMERSON SCHOOL AT COLUMBUS	130	11	8	111	19	8.46%	6.15%	14.62%
2000	MESA COUNTY VALLEY 51	3244	FRUITA MIDDLE SCHOOL	547	137	59	351	196	25.05%	10.79%	35.83%
2000	MESA COUNTY VALLEY 51	3262	FRUITVALE ELEMENTARY SCHOOL	480	181	43	256	224	37.71%	8.96%	46.67%
2000	MESA COUNTY VALLEY 51	3350	GATEWAY SCHOOL	31	10	4	17	14	32.26%	12.90%	45.16%
2000	MESA COUNTY VALLEY 51	3570	GRAND JUNCTION HIGH SCHOOL	1,695	428	99	1,168	527	25.25%	5.84%	31.09%
2000	MESA COUNTY VALLEY 51	3584	GRAND MESA MIDDLE SCHOOL	666	225	92	347	317	33.78%	13.81%	47.60%
2000	MESA COUNTY VALLEY 51	5210	LINCOLN ORCHARD MESA ELEMENTARY SCHOOL	354	127	33	194	160	35.88%	9.32%	45.20%
2000	MESA COUNTY VALLEY 51	5214	LINCOLN PARK ELEMENTARY SCHOOL	235	171	13	51	184	72.77%	5.53%	78.30%
2000	MESA COUNTY VALLEY 51	5244	LOMA ELEMENTARY SCHOOL	287	70	19	198	89	24.39%	6.62%	31.01%
2000	MESA COUNTY VALLEY 51	5842	MESA VIEW ELEMENTARY SCHOOL	372	123	29	220	152	33.06%	7.80%	40.86%
2000	MESA COUNTY VALLEY 51	6070	FRUITA MONUMENT HIGH SCHOOL	1,351	161	74	1,114	235	11.92%	5.48%	17.39%
2000	MESA COUNTY VALLEY 51	6166	MOUNT GARFIELD MIDDLE SCHOOL	653	327	46	280	373	50.08%	7.04%	57.12%
2000	MESA COUNTY VALLEY 51	6264	NISLEY ELEMENTARY SCHOOL	442	282	46	114	328	63.80%	10.41%	74.21%
2000	MESA COUNTY VALLEY 51	6554	ORCHARD AVENUE ELEMENTARY SCHOOL	400	134	41	225	175	33.50%	10.25%	43.75%
2000	MESA COUNTY VALLEY 51	6562	ORCHARD MESA MIDDLE SCHOOL	567	224	53	290	277	39.51%	9.35%	48.85%
2000	MESA COUNTY VALLEY 51	6666	PALISADE HIGH SCHOOL	964	324	85	555	409	33.61%	8.82%	42.43%
2000	MESA COUNTY VALLEY 51	7110	POMONA ELEMENTARY SCHOOL	437	116	28	293	144	26.54%	6.41%	32.95%
2000	MESA COUNTY VALLEY 51	7236	R-5 HIGH SCHOOL	246	6	0	239	6	2.44%	0%	2.44%
2000	MESA COUNTY VALLEY 51	7281	REDLANDS MIDDLE SCHOOL	584	93	19	472	112	15.92%	3.25%	19.18%
2000	MESA COUNTY VALLEY 51	7467	ROCKY MOUNTAIN ELEMENTARY SCHOOL	541	388	40	113	428	71.72%	7.39%	79.11%
2000	MESA COUNTY VALLEY 51	7832	SHELLEDY ELEMENTARY SCHOOL	544	149	57	338	206	27.39%	10.48%	37.87%
2000	MESA COUNTY VALLEY 51	8462	TAYLOR ELEMENTARY SCHOOL	377	122	25	230	147	32.36%	6.63%	38.99%
2000	MESA COUNTY VALLEY 51	8846	THUNDER MOUNTAIN ELEMENTARY SCHOOL	574	110	46	418	156	19.16%	8.01%	27.18%
2000	MESA COUNTY VALLEY 51	8876	TOPE ELEMENTARY SCHOOL	402	130	27	245	157	32.34%	6.72%	39.05%
2000	MESA COUNTY VALLEY 51	9406	WEST MIDDLE SCHOOL	410	106	25	279	131	25.85%	6.10%	31.95%
2000	MESA COUNTY VALLEY 51	9434	SCENIC ELEMENTARY SCHOOL	277	52	13	212	65	18.77%	4.69%	23.47%
2000	MESA COUNTY VALLEY 51	9673	WINGATE ELEMENTARY SCHOOL	443	74	19	350	93	16.70%	4.29%	20.99%
<b>2000</b>	<b>MESA COUNTY VALLEY 51</b>		<b>DISTRICT TOTAL</b>	<b>20,744</b>	<b>6,584</b>	<b>1,573</b>	<b>12,581</b>	<b>8,157</b>	<b>31.74%</b>	<b>7.58%</b>	<b>39.32%</b>
2010	CREEDE CONSOLIDATED 1	1962	LAMB ELEMENTARY SCHOOL	55	9	4	42	13	16.36%	7.27%	23.64%

**COLORADO DEPARTMENT OF EDUCATION**  
**FALL 2007 K-12 FREE AND REDUCED LUNCH BY DISTRICT AND SCHOOL**

District Code	District Name	School Code	School Name	K-12	REDUCE		Not Eligible		FREE AND			
					D	Eligible	REDUCED % Free	% Reduced	% FRED			
2010	CREEDE CONSOLIDATED 1	1966	CREEDE JUNIOR-SENIOR HIGH SCHOOL	60	9	2	49	11	15%	3.33%	18.33%	
<b>2010</b>	<b>CREEDE CONSOLIDATED 1</b>		<b>DISTRICT TOTAL</b>	<b>115</b>	<b>18</b>	<b>6</b>	<b>91</b>	<b>24</b>	<b>15.65%</b>	<b>5.22%</b>	<b>20.87%</b>	
2020	MOFFAT COUNTY RE:NO 1	1936	CRAIG INTERMEDIATE SCHOOL	329	88	17	223	105	26.75%	5.17%	31.91%	
2020	MOFFAT COUNTY RE:NO 1	1938	CRAIG MIDDLE SCHOOL SCHOOL	346	69	28	245	97	19.94%	8.09%	28.03%	
2020	MOFFAT COUNTY RE:NO 1	2374	EAST ELEMENTARY SCHOOL	326	94	27	205	121	28.83%	8.28%	37.12%	
2020	MOFFAT COUNTY RE:NO 1	5656	MAYBELL ELEMENTARY SCHOOL	15	0	0	15	0	0%	0%	0%	
2020	MOFFAT COUNTY RE:NO 1	5962	MOFFAT COUNTY HIGH SCHOOL	716	113	36	560	149	15.78%	5.03%	20.81%	
2020	MOFFAT COUNTY RE:NO 1	7338	RIDGEVIEW ELEMENTARY SCHOOL	237	63	11	163	74	26.58%	4.64%	31.22%	
2020	MOFFAT COUNTY RE:NO 1	8398	SUNSET ELEMENTARY SCHOOL	309	84	28	197	112	27.18%	9.06%	36.25%	
<b>2020</b>	<b>MOFFAT COUNTY RE:NO 1</b>		<b>DISTRICT TOTAL</b>	<b>2,278</b>	<b>511</b>	<b>147</b>	<b>1,608</b>	<b>658</b>	<b>22.43%</b>	<b>6.45%</b>	<b>28.88%</b>	
2035	MONTEZUMA-CORTEZ RE-1	0609	BATTLE ROCK CHARTER SCHOOL	33	17	7	9	24	51.52%	21.21%	72.73%	
2035	MONTEZUMA-CORTEZ RE-1	1888	CORTEZ MIDDLE SCHOOL	607	300	73	234	373	49.42%	12.03%	61.45%	
2035	MONTEZUMA-CORTEZ RE-1	4546	KEMPER ELEMENTARY SCHOOL	393	170	57	166	227	43.26%	14.50%	57.76%	
2035	MONTEZUMA-CORTEZ RE-1	5090	LEWIS-ARRIOLA ELEMENTARY SCHOOL	133	25	24	84	49	18.80%	18.05%	36.84%	
2035	MONTEZUMA-CORTEZ RE-1	5436	MANAUGH ELEMENTARY SCHOOL	339	206	47	86	253	60.77%	13.86%	74.63%	
2035	MONTEZUMA-CORTEZ RE-1	5451	MESA VERDE ACADEMY	12	0	0	12	0	0%	0%	0%	
2035	MONTEZUMA-CORTEZ RE-1	5836	MESA ELEMENTARY SCHOOL	406	206	59	141	265	50.74%	14.53%	65.27%	
2035	MONTEZUMA-CORTEZ RE-1	6026	MONTEZUMA-CORTEZ HIGH SCHOOL	831	220	60	551	280	26.47%	7.22%	33.69%	
2035	MONTEZUMA-CORTEZ RE-1	7082	PLEASANT VIEW ELEMENTARY SCHOOL	32	12	5	15	17	37.50%	15.63%	53.13%	
2035	MONTEZUMA-CORTEZ RE-1	8133	SOUTHWEST OPEN CHARTER SCHOOL	159	74	16	69	90	46.54%	10.06%	56.60%	
<b>2035</b>	<b>MONTEZUMA-CORTEZ RE-1</b>		<b>DISTRICT TOTAL</b>	<b>2,945</b>	<b>1,230</b>	<b>348</b>	<b>1,367</b>	<b>1,578</b>	<b>41.77%</b>	<b>11.82%</b>	<b>53.58%</b>	
2055	DOLORES RE-4A	2204	DOLORES ELEMENTARY SCHOOL	288	96	49	143	145	33.33%	17.01%	50.35%	
2055	DOLORES RE-4A	2206	DOLORES MIDDLE SCHOOL	187	42	27	118	69	22.46%	14.44%	36.90%	
2055	DOLORES RE-4A	2208	DOLORES HIGH SCHOOL	210	37	18	155	55	17.62%	8.57%	26.19%	
<b>2055</b>	<b>DOLORES RE-4A</b>		<b>DISTRICT TOTAL</b>	<b>685</b>	<b>175</b>	<b>94</b>	<b>416</b>	<b>269</b>	<b>25.55%</b>	<b>13.72%</b>	<b>39.27%</b>	
2070	MANCOS RE-6	5446	MANCOS ELEMENTARY SCHOOL	177	76	22	79	98	42.94%	12.43%	55.37%	
2070	MANCOS RE-6	5450	MANCOS MIDDLE SCHOOL	93	34	8	51	42	36.56%	8.60%	45.16%	
2070	MANCOS RE-6	5452	MANCOS HIGH SCHOOL	120	31	7	82	38	25.83%	5.83%	31.67%	
<b>2070</b>	<b>MANCOS RE-6</b>		<b>DISTRICT TOTAL</b>	<b>390</b>	<b>141</b>	<b>37</b>	<b>212</b>	<b>178</b>	<b>36.15%</b>	<b>9.49%</b>	<b>45.64%</b>	
2180	MONTROSE COUNTY RE-1J	0000	NOT IN A SCHOOL	6	1	0	1	1	16.67%	0%	16.67%	
2180	MONTROSE COUNTY RE-1J	1392	CENTENNIAL MIDDLE SCHOOL	606	260	79	265	339	42.90%	13.04%	55.94%	
2180	MONTROSE COUNTY RE-1J	1915	COTTONWOOD ELEMENTARY SCHOOL	505	111	60	333	171	21.98%	11.88%	33.86%	
2180	MONTROSE COUNTY RE-1J	4458	JOHNSON ELEMENTARY SCHOOL	582	263	94	225	357	45.19%	16.15%	61.34%	
2180	MONTROSE COUNTY RE-1J	6054	COLUMBINE MIDDLE SCHOOL	497	156	48	293	204	31.39%	9.66%	41.05%	
2180	MONTROSE COUNTY RE-1J	6058	MONTROSE HIGH SCHOOL	1,314	356	119	827	475	27.09%	9.06%	36.15%	
2180	MONTROSE COUNTY RE-1J	6366	NORTHSIDE ELEMENTARY SCHOOL	403	255	48	100	303	63.28%	11.91%	75.19%	
2180	MONTROSE COUNTY RE-1J	6466	OAK GROVE ELEMENTARY SCHOOL	376	123	36	217	159	32.71%	9.57%	42.29%	
2180	MONTROSE COUNTY RE-1J	6486	OLATHE ELEMENTARY SCHOOL	551	301	95	154	396	54.63%	17.24%	71.87%	
2180	MONTROSE COUNTY RE-1J	6490	OLATHE MIDDLE SCHOOL	272	138	55	79	193	50.74%	20.22%	70.96%	
2180	MONTROSE COUNTY RE-1J	6494	OLATHE HIGH SCHOOL	349	132	54	158	186	37.82%	15.47%	53.30%	
2180	MONTROSE COUNTY RE-1J	6807	PASSAGE CHARTER SCHOOL	24	19	1	4	20	79.17%	4.17%	83.33%	
2180	MONTROSE COUNTY RE-1J	7106	POMONA ELEMENTARY SCHOOL	467	180	52	234	232	38.54%	11.13%	49.68%	
2180	MONTROSE COUNTY RE-1J	9149	VISTA CHARTER SCHOOL	171	70	25	76	95	40.94%	14.62%	55.56%	
<b>2180</b>	<b>MONTROSE COUNTY RE-1J</b>		<b>DISTRICT TOTAL</b>	<b>6,123</b>	<b>2,365</b>	<b>766</b>	<b>2,966</b>	<b>3,131</b>	<b>38.62%</b>	<b>12.51%</b>	<b>51.14%</b>	
2190	WEST END RE-2	6196	NATURITA ELEMENTARY SCHOOL	153	48	18	87	66	31.37%	11.76%	43.14%	
2190	WEST END RE-2	6436	NUCLA JUNIOR/SENIOR HIGH SCHOOL	113	29	14	70	43	25.66%	12.39%	38.05%	
2190	WEST END RE-2	6718	PARADOX VALLEY CHARTER SCHOOL	29	15	7	7	22	51.72%	24.14%	75.86%	
<b>2190</b>	<b>WEST END RE-2</b>		<b>DISTRICT TOTAL</b>	<b>295</b>	<b>92</b>	<b>39</b>	<b>164</b>	<b>131</b>	<b>31.19%</b>	<b>13.22%</b>	<b>44.41%</b>	
2395	BRUSH RE-2(J)	1094	BRUSH MIDDLE SCHOOL	333	143	51	139	194	42.94%	15.32%	58.26%	
2395	BRUSH RE-2(J)	1096	BRUSH HIGH SCHOOL	460	161	39	260	200	35%	8.48%	43.48%	
2395	BRUSH RE-2(J)	1438	BEAVER VALLEY ELEMENTARY SCHOOL	334	148	38	148	186	44.31%	11.38%	55.69%	

**COLORADO DEPARTMENT OF EDUCATION**  
**FALL 2007 K-12 FREE AND REDUCED LUNCH BY DISTRICT AND SCHOOL**

District Code	District Name	School Code	School Name	K-12	FREE	REDUCE		FREE AND		REDUCED % Free	% Reduced	% FRED
						D	Not Eligible	REDUCED	% Free			
2395	BRUSH RE-2(J)	8832	THOMSON PRIMARY SCHOOL	357	150	51	156	201	42.02%	14.29%	56.30%	
<b>2395</b>	<b>BRUSH RE-2(J)</b>		<b>DISTRICT TOTAL</b>	<b>1,484</b>	<b>602</b>	<b>179</b>	<b>703</b>	<b>781</b>	<b>40.57%</b>	<b>12.06%</b>	<b>52.63%</b>	
2405	FORT MORGAN RE-3	0492	BAKER CENTRAL SCHOOL	448	253	54	141	307	56.47%	12.05%	68.53%	
2405	FORT MORGAN RE-3	1850	COLUMBINE ELEMENTARY SCHOOL	354	209	34	111	243	59.04%	9.60%	68.64%	
2405	FORT MORGAN RE-3	3074	FORT MORGAN MIDDLE SCHOOL	475	247	54	173	301	52%	11.37%	63.37%	
2405	FORT MORGAN RE-3	3078	FORT MORGAN HIGH SCHOOL	800	355	80	358	435	44.38%	10%	54.38%	
2405	FORT MORGAN RE-3	3620	GREEN ACRES ELEMENTARY SCHOOL	288	138	34	116	172	47.92%	11.81%	59.72%	
2405	FORT MORGAN RE-3	5180	LINCOLN HIGH SCHOOL	48	27	6	9	33	56.25%	12.50%	68.75%	
2405	FORT MORGAN RE-3	6954	PIONEER ELEMENTARY SCHOOL	341	232	51	58	283	68.04%	14.96%	82.99%	
2405	FORT MORGAN RE-3	7856	SHERMAN EARLY CHILDHOOD CENTER	237	143	22	72	165	60.34%	9.28%	69.62%	
<b>2405</b>	<b>FORT MORGAN RE-3</b>		<b>DISTRICT TOTAL</b>	<b>2,991</b>	<b>1,604</b>	<b>335</b>	<b>1,038</b>	<b>1,939</b>	<b>53.63%</b>	<b>11.20%</b>	<b>64.83%</b>	
2505	WELDON VALLEY RE-20(J)	9352	WELDON VALLEY ELEMENTARY SCHOOL	108	25	12	71	37	23.15%	11.11%	34.26%	
2505	WELDON VALLEY RE-20(J)	9356	WELDON VALLEY JUNIOR HIGH SCHOOL	38	9	3	25	12	23.68%	7.89%	31.58%	
2505	WELDON VALLEY RE-20(J)	9360	WELDON VALLEY HIGH SCHOOL	62	19	7	36	26	30.65%	11.29%	41.94%	
<b>2505</b>	<b>WELDON VALLEY RE-20(J)</b>		<b>DISTRICT TOTAL</b>	<b>208</b>	<b>53</b>	<b>22</b>	<b>132</b>	<b>75</b>	<b>25.48%</b>	<b>10.58%</b>	<b>36.06%</b>	
2515	WIGGINS RE-50(J)	9576	WIGGINS ELEMENTARY SCHOOL	222	68	27	127	95	30.63%	12.16%	42.79%	
2515	WIGGINS RE-50(J)	9582	WIGGINS JUNIOR-SENIOR HIGH SCHOOL	305	92	30	183	122	30.16%	9.84%	40%	
<b>2515</b>	<b>WIGGINS RE-50(J)</b>		<b>DISTRICT TOTAL</b>	<b>527</b>	<b>160</b>	<b>57</b>	<b>310</b>	<b>217</b>	<b>30.36%</b>	<b>10.82%</b>	<b>41.18%</b>	
2520	EAST OTERO R-1	4841	LA JUNTA INTERMEDIATE SCHOOL	298	188	31	79	219	63.09%	10.40%	73.49%	
2520	EAST OTERO R-1	4842	LA JUNTA MIDDLE SCHOOL	306	168	32	106	200	54.90%	10.46%	65.36%	
2520	EAST OTERO R-1	4843	LA JUNTA PRIMARY SCHOOL	318	214	23	81	237	67.30%	7.23%	74.53%	
2520	EAST OTERO R-1	4844	LA JUNTA HIGH SCHOOL	437	169	35	233	204	38.67%	8.01%	46.68%	
2520	EAST OTERO R-1	8849	TIGER LEARNING CENTER	23	9	1	13	10	39.13%	4.35%	43.48%	
<b>2520</b>	<b>EAST OTERO R-1</b>		<b>DISTRICT TOTAL</b>	<b>1,382</b>	<b>748</b>	<b>122</b>	<b>512</b>	<b>870</b>	<b>54.12%</b>	<b>8.83%</b>	<b>62.95%</b>	
2530	ROCKY FORD R-2	4418	JEFFERSON MIDDLE SCHOOL	189	134	25	30	159	70.90%	13.23%	84.13%	
2530	ROCKY FORD R-2	5114	LIBERTY ELEMENTARY SCHOOL	179	122	22	35	144	68.16%	12.29%	80.45%	
2530	ROCKY FORD R-2	7442	ROCKY FORD HIGH SCHOOL	222	120	24	78	144	54.05%	10.81%	64.86%	
2530	ROCKY FORD R-2	9264	WASHINGTON PRIMARY SCHOOL	208	133	24	51	157	63.94%	11.54%	75.48%	
<b>2530</b>	<b>ROCKY FORD R-2</b>		<b>DISTRICT TOTAL</b>	<b>798</b>	<b>509</b>	<b>95</b>	<b>194</b>	<b>604</b>	<b>63.78%</b>	<b>11.90%</b>	<b>75.69%</b>	
2535	MANZANOLA 3J	5498	MANZANOLA ELEMENTARY SCHOOL	108	77	13	18	90	71.30%	12.04%	83.33%	
2535	MANZANOLA 3J	5506	MANZANOLA JUNIOR-SENIOR HIGH SCHOOL	111	69	12	30	81	62.16%	10.81%	72.97%	
<b>2535</b>	<b>MANZANOLA 3J</b>		<b>DISTRICT TOTAL</b>	<b>219</b>	<b>146</b>	<b>25</b>	<b>48</b>	<b>171</b>	<b>66.67%</b>	<b>11.42%</b>	<b>78.08%</b>	
2540	FOWLER R-4J	0056	FOWLER ELEMENTARY SCHOOL	221	67	40	114	107	30.32%	18.10%	48.42%	
2540	FOWLER R-4J	3130	FOWLER JUNIOR HIGH SCHOOL	57	18	7	32	25	31.58%	12.28%	43.86%	
2540	FOWLER R-4J	3134	FOWLER HIGH SCHOOL	110	32	10	68	42	29.09%	9.09%	38.18%	
<b>2540</b>	<b>FOWLER R-4J</b>		<b>DISTRICT TOTAL</b>	<b>388</b>	<b>117</b>	<b>57</b>	<b>214</b>	<b>174</b>	<b>30.15%</b>	<b>14.69%</b>	<b>44.85%</b>	
2560	CHERAW 31	1538	CHERAW ELEMENTARY SCHOOL	91	39	13	39	52	42.86%	14.29%	57.14%	
2560	CHERAW 31	1546	CHERAW HIGH SCHOOL	52	12	8	32	20	23.08%	15.38%	38.46%	
2560	CHERAW 31	1548	CHERAW MIDDLE SCHOOL	44	16	11	17	27	36.36%	25%	61.36%	
<b>2560</b>	<b>CHERAW 31</b>		<b>DISTRICT TOTAL</b>	<b>187</b>	<b>67</b>	<b>32</b>	<b>88</b>	<b>99</b>	<b>35.83%</b>	<b>17.11%</b>	<b>52.94%</b>	
2570	SWINK 33	8452	SWINK ELEMENTARY SCHOOL	198	54	26	118	80	27.27%	13.13%	40.40%	
2570	SWINK 33	8456	SWINK JUNIOR-SENIOR HIGH SCHOOL	171	32	14	125	46	18.71%	8.19%	26.90%	
<b>2570</b>	<b>SWINK 33</b>		<b>DISTRICT TOTAL</b>	<b>369</b>	<b>86</b>	<b>40</b>	<b>243</b>	<b>126</b>	<b>23.31%</b>	<b>10.84%</b>	<b>34.15%</b>	
2580	OURAY R-1	6596	OURAY ELEMENTARY SCHOOL	117	26	7	84	33	22.22%	5.98%	28.21%	
2580	OURAY R-1	6598	OURAY MIDDLE SCHOOL	37	11	3	23	14	29.73%	8.11%	37.84%	
2580	OURAY R-1	6600	OURAY SENIOR HIGH SCHOOL	93	11	5	77	16	11.83%	5.38%	17.20%	
<b>2580</b>	<b>OURAY R-1</b>		<b>DISTRICT TOTAL</b>	<b>247</b>	<b>48</b>	<b>15</b>	<b>184</b>	<b>63</b>	<b>19.43%</b>	<b>6.07%</b>	<b>25.51%</b>	
2590	RIDGWAY R-2	7342	RIDGWAY ELEMENTARY SCHOOL	138	20	11	107	31	14.49%	7.97%	22.46%	
2590	RIDGWAY R-2	7344	RIDGWAY MIDDLE SCHOOL	76	4	7	63	11	5.26%	9.21%	14.47%	
2590	RIDGWAY R-2	7346	RIDGWAY HIGH SCHOOL	104	11	9	83	20	10.58%	8.65%	19.23%	
<b>2590</b>	<b>RIDGWAY R-2</b>		<b>DISTRICT TOTAL</b>	<b>318</b>	<b>35</b>	<b>27</b>	<b>253</b>	<b>62</b>	<b>11.01%</b>	<b>8.49%</b>	<b>19.50%</b>	

**COLORADO DEPARTMENT OF EDUCATION**  
**FALL 2007 K-12 FREE AND REDUCED LUNCH BY DISTRICT AND SCHOOL**

District Code	District Name	School Code	School Name	K-12	FREE	REDUCE		Not Eligible	FREE AND		
						D	Eligible		REDUCED % Free	% Reduced	% FRED
2600	PLATTE CANYON 1	7042	DEER CREEK ELEMENTARY SCHOOL	457	63	30	363	93	13.79%	6.56%	20.35%
2600	PLATTE CANYON 1	7046	PLATTE CANYON HIGH SCHOOL	460	35	30	390	65	7.61%	6.52%	14.13%
2600	PLATTE CANYON 1	7048	FITZSIMMONS MIDDLE SCHOOL	276	34	19	222	53	12.32%	6.88%	19.20%
<b>2600</b>	<b>PLATTE CANYON 1</b>		<b>DISTRICT TOTAL</b>	<b>1,193</b>	<b>132</b>	<b>79</b>	<b>975</b>	<b>211</b>	<b>11.06%</b>	<b>6.62%</b>	<b>17.69%</b>
2610	PARK COUNTY RE-2	3681	GUFFEY CHARTER SCHOOL	25	5	0	20	5	20%	0%	20%
2610	PARK COUNTY RE-2	4908	LAKE GEORGE CHARTER SCHOOL	50	9	4	37	13	18%	8%	26%
2610	PARK COUNTY RE-2	7891	SILVERHEELS MIDDLE SCHOOL	114	26	13	75	39	22.81%	11.40%	34.21%
2610	PARK COUNTY RE-2	8114	EDITH TETER ELEMENTARY SCHOOL	207	66	23	118	89	31.88%	11.11%	43%
2610	PARK COUNTY RE-2	8118	SOUTH PARK HIGH SCHOOL	143	32	9	102	41	22.38%	6.29%	28.67%
<b>2610</b>	<b>PARK COUNTY RE-2</b>		<b>DISTRICT TOTAL</b>	<b>539</b>	<b>138</b>	<b>49</b>	<b>352</b>	<b>187</b>	<b>25.60%</b>	<b>9.09%</b>	<b>34.69%</b>
2620	HOLYOKE RE-1J	4076	HOLYOKE ELEMENTARY SCHOOL	294	98	38	158	136	33.33%	12.93%	46.26%
2620	HOLYOKE RE-1J	4080	HOLYOKE JUNIOR-SENIOR HIGH SCHOOL	262	47	18	197	65	17.94%	6.87%	24.81%
<b>2620</b>	<b>HOLYOKE RE-1J</b>		<b>DISTRICT TOTAL</b>	<b>556</b>	<b>145</b>	<b>56</b>	<b>355</b>	<b>201</b>	<b>26.08%</b>	<b>10.07%</b>	<b>36.15%</b>
2630	HAXTUN RE-2J	3846	HAXTUN ELEMENTARY SCHOOL	186	42	24	120	66	22.58%	12.90%	35.48%
2630	HAXTUN RE-2J	3850	HAXTUN HIGH SCHOOL	95	20	6	69	26	21.05%	6.32%	27.37%
<b>2630</b>	<b>HAXTUN RE-2J</b>		<b>DISTRICT TOTAL</b>	<b>281</b>	<b>62</b>	<b>30</b>	<b>189</b>	<b>92</b>	<b>22.06%</b>	<b>10.68%</b>	<b>32.74%</b>
2640	ASPEN 1	0042	ASPEN COMMUNITY CHARTER SCHOOL	121	0	5	116	5	0%	4.13%	4.13%
2640	ASPEN 1	0428	ASPEN ELEMENTARY SCHOOL	508	19	12	477	31	3.74%	2.36%	6.10%
2640	ASPEN 1	0430	ASPEN MIDDLE SCHOOL	447	39	5	403	44	8.72%	1.12%	9.84%
2640	ASPEN 1	0432	ASPEN HIGH SCHOOL	519	12	0	506	12	2.31%	0%	2.31%
<b>2640</b>	<b>ASPEN 1</b>		<b>DISTRICT TOTAL</b>	<b>1,595</b>	<b>70</b>	<b>22</b>	<b>1,502</b>	<b>92</b>	<b>4.39%</b>	<b>1.38%</b>	<b>5.77%</b>
2650	GRANADA RE-1	3542	GRANADA ELEMENTARY SCHOOL	121	63	11	47	74	52.07%	9.09%	61.16%
2650	GRANADA RE-1	3546	GRANADA UNDIVIDED HIGH SCHOOL	126	51	10	65	61	40.48%	7.94%	48.41%
<b>2650</b>	<b>GRANADA RE-1</b>		<b>DISTRICT TOTAL</b>	<b>247</b>	<b>114</b>	<b>21</b>	<b>112</b>	<b>135</b>	<b>46.15%</b>	<b>8.50%</b>	<b>54.66%</b>
2660	LAMAR RE-2	0200	ALTA VISTA CHARTER SCHOOL	84	23	21	40	44	27.38%	25%	52.38%
2660	LAMAR RE-2	4956	LAMAR MIDDLE SCHOOL	258	156	25	77	181	60.47%	9.69%	70.16%
2660	LAMAR RE-2	4960	LAMAR HIGH SCHOOL	419	169	61	189	230	40.33%	14.56%	54.89%
2660	LAMAR RE-2	5190	LINCOLN ELEMENTARY SCHOOL	159	142	13	4	155	89.31%	8.18%	97.48%
2660	LAMAR RE-2	6794	PARKVIEW ELEMENTARY SCHOOL	289	159	40	90	199	55.02%	13.84%	68.86%
2660	LAMAR RE-2	9268	WASHINGTON ELEMENTARY SCHOOL	346	181	59	106	240	52.31%	17.05%	69.36%
<b>2660</b>	<b>LAMAR RE-2</b>		<b>DISTRICT TOTAL</b>	<b>1,555</b>	<b>830</b>	<b>219</b>	<b>506</b>	<b>1,049</b>	<b>53.38%</b>	<b>14.08%</b>	<b>67.46%</b>
2670	HOLLY RE-3	4058	HOLLY JUNIOR-SENIOR HIGH SCHOOL	126	60	9	56	69	47.62%	7.14%	54.76%
2670	HOLLY RE-3	7794	SHANNER ELEMENTARY SCHOOL	151	80	26	45	106	52.98%	17.22%	70.20%
<b>2670</b>	<b>HOLLY RE-3</b>		<b>DISTRICT TOTAL</b>	<b>277</b>	<b>140</b>	<b>35</b>	<b>101</b>	<b>175</b>	<b>50.54%</b>	<b>12.64%</b>	<b>63.18%</b>
2680	WILEY RE-13 JT	9604	WILEY ELEMENTARY SCHOOL	128	42	15	71	57	32.81%	11.72%	44.53%
2680	WILEY RE-13 JT	9608	WILEY JUNIOR-SENIOR HIGH SCHOOL	131	40	13	78	53	30.53%	9.92%	40.46%
<b>2680</b>	<b>WILEY RE-13 JT</b>		<b>DISTRICT TOTAL</b>	<b>259</b>	<b>82</b>	<b>28</b>	<b>149</b>	<b>110</b>	<b>31.66%</b>	<b>10.81%</b>	<b>42.47%</b>
2690	PUEBLO CITY 60	0000	NOT IN A SCHOOL	1	0	0	0	0	0%	0%	0%
2690	PUEBLO CITY 60	0738	BELMONT ELEMENTARY SCHOOL	425	201	47	177	248	47.29%	11.06%	58.35%
2690	PUEBLO CITY 60	0756	BENJAMIN FRANKLIN ELEMENTARY SCHOOL	437	255	79	103	334	58.35%	18.08%	76.43%
2690	PUEBLO CITY 60	0822	BESSEMER ELEMENTARY SCHOOL	442	359	42	41	401	81.22%	9.50%	90.72%
2690	PUEBLO CITY 60	0860	BEULAH HEIGHTS ELEMENTARY SCHOOL	270	161	38	71	199	59.63%	14.07%	73.70%
2690	PUEBLO CITY 60	0954	BRADFORD ELEMENTARY SCHOOL	242	197	19	26	216	81.40%	7.85%	89.26%
2690	PUEBLO CITY 60	1304	CARLILE ELEMENTARY SCHOOL	298	210	32	56	242	70.47%	10.74%	81.21%
2690	PUEBLO CITY 60	1402	CENTENNIAL HIGH SCHOOL	1,040	430	126	484	556	41.35%	12.12%	53.46%
2690	PUEBLO CITY 60	1454	CENTRAL HIGH SCHOOL	992	651	111	230	762	65.63%	11.19%	76.81%
2690	PUEBLO CITY 60	1488	CESAR CHAVEZ ACADEMY	1,104	483	226	395	709	43.75%	20.47%	64.22%
2690	PUEBLO CITY 60	1504	GOODNIGHT ELEMENTARY SCHOOL	577	281	80	216	361	48.70%	13.86%	62.56%
2690	PUEBLO CITY 60	1828	COLUMBIAN ELEMENTARY SCHOOL	275	224	20	31	244	81.45%	7.27%	88.73%
2690	PUEBLO CITY 60	1872	COMMUNITY TRANSITION HOUSE	86	48	7	31	55	55.81%	8.14%	63.95%
2690	PUEBLO CITY 60	1898	CORWIN MIDDLE SCHOOL	313	253	28	32	281	80.83%	8.95%	89.78%



**COLORADO DEPARTMENT OF EDUCATION**  
**FALL 2007 K-12 FREE AND REDUCED LUNCH BY DISTRICT AND SCHOOL**

District Code	District Name	School Code	School Name	K-12	FREE	REDUCE		FREE AND		REDUCED % Free	% Reduced	% FRED
						D	Not Eligible	AND				
2690	PUEBLO CITY 60	2217	DOLORES HUERTA PREPARATORY HIGH SCHOOL	452	225	54	173	279	49.78%	11.95%	61.73%	
2690	PUEBLO CITY 60	2394	EAST HIGH SCHOOL	1,028	577	132	319	709	56.13%	12.84%	68.97%	
2690	PUEBLO CITY 60	2438	EVA R BACA ELEMENTARY SCHOOL	229	181	24	24	205	79.04%	10.48%	89.52%	
2690	PUEBLO CITY 60	3098	FOUNTAIN ELEMENTARY SCHOOL	256	212	12	32	224	82.81%	4.69%	87.50%	
2690	PUEBLO CITY 60	3206	FREED MIDDLE SCHOOL	480	298	58	124	356	62.08%	12.08%	74.17%	
2690	PUEBLO CITY 60	3724	HAAFF ELEMENTARY SCHOOL	298	120	29	149	149	40.27%	9.73%	50%	
2690	PUEBLO CITY 60	3924	HERITAGE ELEMENTARY SCHOOL	337	191	37	109	228	56.68%	10.98%	67.66%	
2690	PUEBLO CITY 60	3976	HIGHLAND PARK ELEMENTARY SCHOOL	471	187	78	206	265	39.70%	16.56%	56.26%	
2690	PUEBLO CITY 60	4302	IRVING ELEMENTARY SCHOOL	297	245	20	32	265	82.49%	6.73%	89.23%	
2690	PUEBLO CITY 60	4376	JAMES H RISLEY MIDDLE SCHOOL	316	263	29	24	292	83.23%	9.18%	92.41%	
2690	PUEBLO CITY 60	5048	LEMUEL PITTS MIDDLE SCHOOL	583	316	79	188	395	54.20%	13.55%	67.75%	
2690	PUEBLO CITY 60	5916	MINNEQUA ELEMENTARY SCHOOL	277	223	21	33	244	80.51%	7.58%	88.09%	
2690	PUEBLO CITY 60	6132	MORTON ELEMENTARY SCHOOL	392	207	58	127	265	52.81%	14.80%	67.60%	
2690	PUEBLO CITY 60	6504	OLGA A HELLBECK ELEMENTARY SCHOOL	275	184	38	53	222	66.91%	13.82%	80.73%	
2690	PUEBLO CITY 60	6770	PARK VIEW ELEMENTARY SCHOOL	307	262	16	29	278	85.34%	5.21%	90.55%	
2690	PUEBLO CITY 60	7209	PUEBLO CHARTER SCHOOL FOR THE ARTS & SCIENCES	373	189	64	120	253	50.67%	17.16%	67.83%	
2690	PUEBLO CITY 60	7481	RONCALLI MIDDLE SCHOOL	632	212	88	332	300	33.54%	13.92%	47.47%	
2690	PUEBLO CITY 60	7748	KEATING CONTINUING EDUCATION	237	181	21	35	202	76.37%	8.86%	85.23%	
2690	PUEBLO CITY 60	8030	SOMERLID ELEMENTARY SCHOOL	271	158	46	67	204	58.30%	16.97%	75.28%	
2690	PUEBLO CITY 60	8082	SOUTH HIGH SCHOOL	1,423	486	161	776	647	34.15%	11.31%	45.47%	
2690	PUEBLO CITY 60	8116	SOUTH PARK ELEMENTARY SCHOOL	318	156	40	122	196	49.06%	12.58%	61.64%	
2690	PUEBLO CITY 60	8143	SPANN ELEMENTARY SCHOOL	227	206	8	13	214	90.75%	3.52%	94.27%	
2690	PUEBLO CITY 60	8402	SUNSET PARK ELEMENTARY SCHOOL	454	178	41	235	219	39.21%	9.03%	48.24%	
2690	PUEBLO CITY 60	9188	W H HEATON MIDDLE SCHOOL	657	343	111	203	454	52.21%	16.89%	69.10%	
2690	PUEBLO CITY 60	9785	YOUTH & FAMILY ACADEMY CHARTER	222	173	27	22	200	77.93%	12.16%	90.09%	
<b>2690</b>	<b>PUEBLO CITY 60</b>		<b>DISTRICT TOTAL</b>	<b>17,314</b>	<b>9,726</b>	<b>2,147</b>	<b>5,440</b>	<b>11,873</b>	<b>56.17%</b>	<b>12.40%</b>	<b>68.57%</b>	
2700	PUEBLO COUNTY RURAL 70	0025	SKY VIEW MIDDLE SCHOOL	568	86	53	429	139	15.14%	9.33%	24.47%	
2700	PUEBLO COUNTY RURAL 70	0026	DESERT SAGE ELEMENTARY SCHOOL	455	127	62	266	189	27.91%	13.63%	41.54%	
2700	PUEBLO COUNTY RURAL 70	0472	AVONDALE ELEMENTARY SCHOOL	194	123	33	38	156	63.40%	17.01%	80.41%	
2700	PUEBLO COUNTY RURAL 70	0852	BEULAH ELEMENTARY SCHOOL	94	20	1	73	21	21.28%	1.06%	22.34%	
2700	PUEBLO COUNTY RURAL 70	0856	BEULAH MIDDLE SCHOOL	44	3	0	41	3	6.82%	0%	6.82%	
2700	PUEBLO COUNTY RURAL 70	1377	CEDAR RIDGE ELEMENTARY SCHOOL	366	41	19	306	60	11.20%	5.19%	16.39%	
2700	PUEBLO COUNTY RURAL 70	3279	FUTURES ACADEMY	73	19	5	48	24	26.03%	6.85%	32.88%	
2700	PUEBLO COUNTY RURAL 70	6354	NORTH MESA ELEMENTARY SCHOOL	332	111	38	183	149	33.43%	11.45%	44.88%	
2700	PUEBLO COUNTY RURAL 70	7086	PLEASANT VIEW MIDDLE SCHOOL	362	86	42	233	128	23.76%	11.60%	35.36%	
2700	PUEBLO COUNTY RURAL 70	7153	PRAIRIE WINDS ELEMENTARY SCHOOL	477	106	65	306	171	22.22%	13.63%	35.85%	
2700	PUEBLO COUNTY RURAL 70	7208	PUEBLO COUNTY HIGH SCHOOL	881	224	77	580	301	25.43%	8.74%	34.17%	
2700	PUEBLO COUNTY RURAL 70	7210	PUEBLO WEST ELEMENTARY SCHOOL	352	126	42	184	168	35.80%	11.93%	47.73%	
2700	PUEBLO COUNTY RURAL 70	7211	PUEBLO TECHNICAL ACADEMY	117	14	9	94	23	11.97%	7.69%	19.66%	
2700	PUEBLO COUNTY RURAL 70	7212	PUEBLO WEST MIDDLE SCHOOL	545	188	70	287	258	34.50%	12.84%	47.34%	
2700	PUEBLO COUNTY RURAL 70	7214	PUEBLO WEST HIGH SCHOOL	1,297	192	91	1,014	283	14.80%	7.02%	21.82%	
2700	PUEBLO COUNTY RURAL 70	7530	RYE ELEMENTARY SCHOOL	275	91	33	151	124	33.09%	12%	45.09%	
2700	PUEBLO COUNTY RURAL 70	7532	CRAVER MIDDLE SCHOOL	183	35	22	126	57	19.13%	12.02%	31.15%	
2700	PUEBLO COUNTY RURAL 70	7534	RYE HIGH SCHOOL	280	48	22	210	70	17.14%	7.86%	25%	
2700	PUEBLO COUNTY RURAL 70	7886	SIERRA VISTA ELEMENTARY SCHOOL	522	91	44	387	135	17.43%	8.43%	25.86%	
2700	PUEBLO COUNTY RURAL 70	8110	SOUTH MESA ELEMENTARY SCHOOL	261	87	31	143	118	33.33%	11.88%	45.21%	
2700	PUEBLO COUNTY RURAL 70	8420	SWALLOWS CHARTER ACADEMY	197	26	5	166	31	13.20%	2.54%	15.74%	
2700	PUEBLO COUNTY RURAL 70	8810	THE CONNECT CHARTER SCHOOL	211	0	0	211	0	0%	0%	0%	
2700	PUEBLO COUNTY RURAL 70	9130	VINELAND ELEMENTARY SCHOOL	243	90	32	121	122	37.04%	13.17%	50.21%	
2700	PUEBLO COUNTY RURAL 70	9134	VINELAND MIDDLE SCHOOL	225	104	34	87	138	46.22%	15.11%	61.33%	
<b>2700</b>	<b>PUEBLO COUNTY RURAL 70</b>		<b>DISTRICT TOTAL</b>	<b>8,554</b>	<b>2,038</b>	<b>830</b>	<b>5,684</b>	<b>2,868</b>	<b>23.83%</b>	<b>9.70%</b>	<b>33.53%</b>	

**COLORADO DEPARTMENT OF EDUCATION**  
**FALL 2007 K-12 FREE AND REDUCED LUNCH BY DISTRICT AND SCHOOL**

District Code	District Name	School Code	School Name	K-12	FREE	REDUCE		Not Eligible	FREE AND		
						D	Eligible		REDUCED	% Free	% Reduced
2710	MEEKER RE1	5750	MEEKER ELEMENTARY SCHOOL	311	50	25	236	75	16.08%	8.04%	24.12%
2710	MEEKER RE1	5754	BARONE MIDDLE SCHOOL	155	27	9	119	36	17.42%	5.81%	23.23%
2710	MEEKER RE1	5762	MEEKER HIGH SCHOOL	177	14	7	156	21	7.91%	3.95%	11.86%
<b>2710</b>	<b>MEEKER RE1</b>		<b>DISTRICT TOTAL</b>	<b>643</b>	<b>91</b>	<b>41</b>	<b>511</b>	<b>132</b>	<b>14.15%</b>	<b>6.38%</b>	<b>20.53%</b>
2720	RANGELY RE-4	7268	PARKVIEW ELEMENTARY SCHOOL	197	19	8	170	27	9.64%	4.06%	13.71%
2720	RANGELY RE-4	7272	RANGELY MIDDLE SCHOOL	88	7	9	72	16	7.95%	10.23%	18.18%
2720	RANGELY RE-4	7276	RANGELY HIGH SCHOOL	163	8	3	152	11	4.91%	1.84%	6.75%
<b>2720</b>	<b>RANGELY RE-4</b>		<b>DISTRICT TOTAL</b>	<b>448</b>	<b>34</b>	<b>20</b>	<b>394</b>	<b>54</b>	<b>7.59%</b>	<b>4.46%</b>	<b>12.05%</b>
2730	DEL NORTE C-7	2148	DEL NORTE MIDDLE SCHOOL	139	60	19	60	79	43.17%	13.67%	56.83%
2730	DEL NORTE C-7	2150	DEL NORTE HIGH SCHOOL	173	64	23	86	87	36.99%	13.29%	50.29%
2730	DEL NORTE C-7	5840	MESA ELEMENTARY SCHOOL	92	43	17	32	60	46.74%	18.48%	65.22%
2730	DEL NORTE C-7	8960	UNDERWOOD ELEMENTARY SCHOOL	187	86	39	62	125	45.99%	20.86%	66.84%
<b>2730</b>	<b>DEL NORTE C-7</b>		<b>DISTRICT TOTAL</b>	<b>591</b>	<b>253</b>	<b>98</b>	<b>240</b>	<b>351</b>	<b>42.81%</b>	<b>16.58%</b>	<b>59.39%</b>
2740	MONTE VISTA C-8	5579	MARSH ELEMENTARY SCHOOL	167	98	31	38	129	58.68%	18.56%	77.25%
2740	MONTE VISTA C-8	6030	BYRON SYRING DELTA CENTER	78	34	6	38	40	43.59%	7.69%	51.28%
2740	MONTE VISTA C-8	6036	BILL METZ ELEMENTARY SCHOOL	315	181	52	82	233	57.46%	16.51%	73.97%
2740	MONTE VISTA C-8	6044	MONTE VISTA MIDDLE SCHOOL	216	115	37	64	152	53.24%	17.13%	70.37%
2740	MONTE VISTA C-8	6046	MONTE VISTA SENIOR HIGH SCHOOL	291	126	34	131	160	43.30%	11.68%	54.98%
2740	MONTE VISTA C-8	6520	MONTE VISTA ON-LINE ACADEMY	92	13	3	68	16	14.13%	3.26%	17.39%
<b>2740</b>	<b>MONTE VISTA C-8</b>		<b>DISTRICT TOTAL</b>	<b>1,159</b>	<b>567</b>	<b>163</b>	<b>421</b>	<b>730</b>	<b>48.92%</b>	<b>14.06%</b>	<b>62.99%</b>
2750	SARGENT RE-33J	7660	SARGENT ELEMENTARY SCHOOL	251	81	27	143	108	32.27%	10.76%	43.03%
2750	SARGENT RE-33J	7664	SARGENT SENIOR HIGH SCHOOL	149	38	14	96	52	25.50%	9.40%	34.90%
2750	SARGENT RE-33J	7668	SARGENT JUNIOR HIGH SCHOOL	71	23	14	34	37	32.39%	19.72%	52.11%
<b>2750</b>	<b>SARGENT RE-33J</b>		<b>DISTRICT TOTAL</b>	<b>471</b>	<b>142</b>	<b>55</b>	<b>273</b>	<b>197</b>	<b>30.15%</b>	<b>11.68%</b>	<b>41.83%</b>
2760	HAYDEN RE-1	2522	HAYDEN VALLEY ELEMENTARY SCHOOL	179	36	18	125	54	20.11%	10.06%	30.17%
2760	HAYDEN RE-1	3860	HAYDEN MIDDLE SCHOOL	89	12	9	67	21	13.48%	10.11%	23.60%
2760	HAYDEN RE-1	3862	HAYDEN HIGH SCHOOL	153	10	10	133	20	6.54%	6.54%	13.07%
<b>2760</b>	<b>HAYDEN RE-1</b>		<b>DISTRICT TOTAL</b>	<b>421</b>	<b>58</b>	<b>37</b>	<b>325</b>	<b>95</b>	<b>13.78%</b>	<b>8.79%</b>	<b>22.57%</b>
2770	STEAMBOAT SPRINGS RE-2	6363	NORTH ROUNT CHARTER SCHOOL	50	0	0	50	0	0%	0%	0%
2770	STEAMBOAT SPRINGS RE-2	8208	SODA CREEK ELEMENTARY SCHOOL	396	20	14	362	34	5.05%	3.54%	8.59%
2770	STEAMBOAT SPRINGS RE-2	8210	STEAMBOAT SPRINGS MIDDLE SCHOOL	462	22	13	427	35	4.76%	2.81%	7.58%
2770	STEAMBOAT SPRINGS RE-2	8212	STEAMBOAT SPRINGS HIGH SCHOOL	677	18	4	655	22	2.66%	0.59%	3.25%
2770	STEAMBOAT SPRINGS RE-2	8358	STRAWBERRY PARK ELEMENTARY SCHOOL	492	24	17	451	41	4.88%	3.46%	8.33%
<b>2770</b>	<b>STEAMBOAT SPRINGS RE-2</b>		<b>DISTRICT TOTAL</b>	<b>2,077</b>	<b>84</b>	<b>48</b>	<b>1,945</b>	<b>132</b>	<b>4.04%</b>	<b>2.31%</b>	<b>6.36%</b>
2780	SOUTH ROUNT RE 3	8048	SOROCO MIDDLE SCHOOL	52	4	7	41	11	7.69%	13.46%	21.15%
2780	SOUTH ROUNT RE 3	8050	SOROCO HIGH SCHOOL	122	17	9	96	26	13.93%	7.38%	21.31%
2780	SOUTH ROUNT RE 3	8120	SOUTH ROUNT ELEMENTARY SCHOOL	215	34	22	159	56	15.81%	10.23%	26.05%
<b>2780</b>	<b>SOUTH ROUNT RE 3</b>		<b>DISTRICT TOTAL</b>	<b>389</b>	<b>55</b>	<b>38</b>	<b>296</b>	<b>93</b>	<b>14.14%</b>	<b>9.77%</b>	<b>23.91%</b>
2790	MOUNTAIN VALLEY RE 1	6142	MOUNTAIN VALLEY ELEMENTARY SCHOOL	49	33	4	12	37	67.35%	8.16%	75.51%
2790	MOUNTAIN VALLEY RE 1	6144	MOUNTAIN VALLEY MIDDLE SCHOOL	35	28	1	6	29	80%	2.86%	82.86%
2790	MOUNTAIN VALLEY RE 1	6146	MOUNTAIN VALLEY SENIOR HIGH SCHOOL	46	29	2	15	31	63.04%	4.35%	67.39%
<b>2790</b>	<b>MOUNTAIN VALLEY RE 1</b>		<b>DISTRICT TOTAL</b>	<b>130</b>	<b>90</b>	<b>7</b>	<b>33</b>	<b>97</b>	<b>69.23%</b>	<b>5.38%</b>	<b>74.62%</b>
2800	MOFFAT 2	2018	CRESTONE CHARTER SCHOOL	67	23	4	40	27	34.33%	5.97%	40.30%
2800	MOFFAT 2	5954	MOFFAT ELEMENTARY SCHOOL	62	34	6	22	40	54.84%	9.68%	64.52%
2800	MOFFAT 2	5956	MOFFAT MIDDLE SCHOOL	30	11	6	13	17	36.67%	20%	56.67%
2800	MOFFAT 2	5958	MOFFAT SENIOR HIGH SCHOOL	43	16	10	17	26	37.21%	23.26%	60.47%
<b>2800</b>	<b>MOFFAT 2</b>		<b>DISTRICT TOTAL</b>	<b>202</b>	<b>84</b>	<b>26</b>	<b>92</b>	<b>110</b>	<b>41.58%</b>	<b>12.87%</b>	<b>54.46%</b>
2810	CENTER 26 JT	0051	THE ACADEMIC RECOVERY CENTER OF SAN LUIS VALLEY	31	19	0	12	19	61.29%	0%	61.29%
2810	CENTER 26 JT	1412	HASKIN ELEMENTARY SCHOOL	267	225	27	15	252	84.27%	10.11%	94.38%
2810	CENTER 26 JT	1416	SKOGLUND MIDDLE SCHOOL	108	81	9	17	90	75%	8.33%	83.33%
2810	CENTER 26 JT	1420	CENTER HIGH SCHOOL	174	127	10	37	137	72.99%	5.75%	78.74%

**COLORADO DEPARTMENT OF EDUCATION**  
**FALL 2007 K-12 FREE AND REDUCED LUNCH BY DISTRICT AND SCHOOL**

District Code	District Name	School Code	School Name	K-12	FREE	REDUCE		Not Eligible	FREE AND		
						D	Eligible		REDUCED % Free	% Reduced	% FRED
<b>2810</b>	<b>CENTER 26 JT</b>		<b>DISTRICT TOTAL</b>	<b>580</b>	<b>452</b>	<b>46</b>	<b>81</b>	<b>498</b>	<b>77.93%</b>	<b>7.93%</b>	<b>85.86%</b>
2820	SILVERTON 1	7900	SILVERTON ELEMENTARY SCHOOL	35	14	5	16	19	40%	14.29%	54.29%
2820	SILVERTON 1	7902	SILVERTON MIDDLE SCHOOL	16	7	4	5	11	43.75%	25%	68.75%
2820	SILVERTON 1	7904	SILVERTON HIGH SCHOOL	13	7	2	4	9	53.85%	15.38%	69.23%
<b>2820</b>	<b>SILVERTON 1</b>		<b>DISTRICT TOTAL</b>	<b>64</b>	<b>28</b>	<b>11</b>	<b>25</b>	<b>39</b>	<b>43.75%</b>	<b>17.19%</b>	<b>60.94%</b>
2830	TELLURIDE R-1	8786	TELLURIDE ELEMENTARY SCHOOL	416	47	20	349	67	11.30%	4.81%	16.11%
2830	TELLURIDE R-1	8790	TELLURIDE MIDDLE SCHOOL	99	9	0	90	9	9.09%	0%	9.09%
2830	TELLURIDE R-1	8794	TELLURIDE HIGH SCHOOL	186	13	3	170	16	6.99%	1.61%	8.60%
<b>2830</b>	<b>TELLURIDE R-1</b>		<b>DISTRICT TOTAL</b>	<b>701</b>	<b>69</b>	<b>23</b>	<b>609</b>	<b>92</b>	<b>9.84%</b>	<b>3.28%</b>	<b>13.12%</b>
2840	NORWOOD R-2J	6418	NORWOOD ELEMENTARY SCHOOL	121	18	16	87	34	14.88%	13.22%	28.10%
2840	NORWOOD R-2J	6422	NORWOOD HIGH SCHOOL	150	23	25	102	48	15.33%	16.67%	32%
<b>2840</b>	<b>NORWOOD R-2J</b>		<b>DISTRICT TOTAL</b>	<b>271</b>	<b>41</b>	<b>41</b>	<b>189</b>	<b>82</b>	<b>15.13%</b>	<b>15.13%</b>	<b>30.26%</b>
2862	JULESBURG RE-1	4488	JULESBURG ELEMENTARY SCHOOL	115	39	20	56	59	33.91%	17.39%	51.30%
2862	JULESBURG RE-1	4492	JULESBURG HIGH SCHOOL	135	27	17	91	44	20%	12.59%	32.59%
<b>2862</b>	<b>JULESBURG RE-1</b>		<b>DISTRICT TOTAL</b>	<b>250</b>	<b>66</b>	<b>37</b>	<b>147</b>	<b>103</b>	<b>26.40%</b>	<b>14.80%</b>	<b>41.20%</b>
2865	PLATTE VALLEY RE-3	7050	PLATTE VALLEY ELEMENTARY SCHOOL	65	36	11	18	47	55.38%	16.92%	72.31%
2865	PLATTE VALLEY RE-3	7322	REVERE JUNIOR-SENIOR HIGH SCHOOL	41	19	3	19	22	46.34%	7.32%	53.66%
<b>2865</b>	<b>PLATTE VALLEY RE-3</b>		<b>DISTRICT TOTAL</b>	<b>106</b>	<b>55</b>	<b>14</b>	<b>37</b>	<b>69</b>	<b>51.89%</b>	<b>13.21%</b>	<b>65.09%</b>
3000	SUMMIT RE-1	0000	NOT IN A SCHOOL	2	2	0	0	2	100%	0%	100%
3000	SUMMIT RE-1	8370	DILLON VALLEY ELEMENTARY SCHOOL	287	147	22	118	169	51.22%	7.67%	58.89%
3000	SUMMIT RE-1	8372	BRECKENRIDGE ELEMENTARY SCHOOL	223	15	6	202	21	6.73%	2.69%	9.42%
3000	SUMMIT RE-1	8374	FRISCO ELEMENTARY SCHOOL	172	16	12	144	28	9.30%	6.98%	16.28%
3000	SUMMIT RE-1	8376	SILVERTHORNE ELEMENTARY SCHOOL	296	116	27	153	143	39.19%	9.12%	48.31%
3000	SUMMIT RE-1	8377	SUMMIT MIDDLE SCHOOL	656	144	39	470	183	21.95%	5.95%	27.90%
3000	SUMMIT RE-1	8378	SUMMIT HIGH SCHOOL	872	122	26	724	148	13.99%	2.98%	16.97%
3000	SUMMIT RE-1	8385	SUMMIT COVE ELEMENTARY SCHOOL	218	22	8	188	30	10.09%	3.67%	13.76%
3000	SUMMIT RE-1	8993	UPPER BLUE ELEMENTARY SCHOOL	213	34	9	169	43	15.96%	4.23%	20.19%
<b>3000</b>	<b>SUMMIT RE-1</b>		<b>DISTRICT TOTAL</b>	<b>2,939</b>	<b>618</b>	<b>149</b>	<b>2,168</b>	<b>767</b>	<b>21.03%</b>	<b>5.07%</b>	<b>26.10%</b>
3010	CRIPPLE CREEK-VICTOR RE-1	2024	CRIPPLE CREEK-VICTOR JUNIOR-SENIOR HIGH SCHOOL	244	89	35	120	124	36.48%	14.34%	50.82%
3010	CRIPPLE CREEK-VICTOR RE-1	9080	CRESSON ELEMENTARY SCHOOL	226	81	35	110	116	35.84%	15.49%	51.33%
<b>3010</b>	<b>CRIPPLE CREEK-VICTOR RE-1</b>		<b>DISTRICT TOTAL</b>	<b>470</b>	<b>170</b>	<b>70</b>	<b>230</b>	<b>240</b>	<b>36.17%</b>	<b>14.89%</b>	<b>51.06%</b>
3020	WOODLAND PARK RE-2	8379	SUMMIT ELEMENTARY SCHOOL	450	92	31	327	123	20.44%	6.89%	27.33%
3020	WOODLAND PARK RE-2	9692	GATEWAY ELEMENTARY SCHOOL	336	88	24	224	112	26.19%	7.14%	33.33%
3020	WOODLAND PARK RE-2	9694	WOODLAND PARK MIDDLE SCHOOL	712	139	44	529	183	19.52%	6.18%	25.70%
3020	WOODLAND PARK RE-2	9696	WOODLAND PARK HIGH SCHOOL	1,025	140	38	841	178	13.66%	3.71%	17.37%
3020	WOODLAND PARK RE-2	9698	COLUMBINE ELEMENTARY SCHOOL	357	71	9	276	80	19.89%	2.52%	22.41%
<b>3020</b>	<b>WOODLAND PARK RE-2</b>		<b>DISTRICT TOTAL</b>	<b>2,880</b>	<b>530</b>	<b>146</b>	<b>2,197</b>	<b>676</b>	<b>18.40%</b>	<b>5.07%</b>	<b>23.47%</b>
3030	AKRON R-1	0086	AKRON ELEMENTARY SCHOOL	263	76	46	141	122	28.90%	17.49%	46.39%
3030	AKRON R-1	0090	AKRON HIGH SCHOOL	128	29	14	85	43	22.66%	10.94%	33.59%
<b>3030</b>	<b>AKRON R-1</b>		<b>DISTRICT TOTAL</b>	<b>391</b>	<b>105</b>	<b>60</b>	<b>226</b>	<b>165</b>	<b>26.85%</b>	<b>15.35%</b>	<b>42.20%</b>
3040	ARICKAREE R-2	0304	ARICKAREE ELEMENTARY SCHOOL	67	14	8	33	22	20.90%	11.94%	32.84%
3040	ARICKAREE R-2	0308	ARICKAREE UNDIVIDED HIGH SCHOOL	38	16	3	19	19	42.11%	7.89%	50%
<b>3040</b>	<b>ARICKAREE R-2</b>		<b>DISTRICT TOTAL</b>	<b>105</b>	<b>30</b>	<b>11</b>	<b>52</b>	<b>41</b>	<b>28.57%</b>	<b>10.48%</b>	<b>39.05%</b>
3050	OTIS R-3	6582	OTIS ELEMENTARY SCHOOL	82	26	11	45	37	31.71%	13.41%	45.12%
3050	OTIS R-3	6586	OTIS JUNIOR-SENIOR HIGH SCHOOL	105	26	8	71	34	24.76%	7.62%	32.38%
<b>3050</b>	<b>OTIS R-3</b>		<b>DISTRICT TOTAL</b>	<b>187</b>	<b>52</b>	<b>19</b>	<b>116</b>	<b>71</b>	<b>27.81%</b>	<b>10.16%</b>	<b>37.97%</b>
3060	LONE STAR 101	5254	LONE STAR ELEMENTARY SCHOOL	48	8	9	31	17	16.67%	18.75%	35.42%
3060	LONE STAR 101	5258	LONE STAR UNDIVIDED HIGH SCHOOL	45	5	8	32	13	11.11%	17.78%	28.89%
<b>3060</b>	<b>LONE STAR 101</b>		<b>DISTRICT TOTAL</b>	<b>93</b>	<b>13</b>	<b>17</b>	<b>63</b>	<b>30</b>	<b>13.98%</b>	<b>18.28%</b>	<b>32.26%</b>
3070	WOODLIN R-104	9700	WOODLIN ELEMENTARY SCHOOL	40	16	9	15	25	40%	22.50%	62.50%
3070	WOODLIN R-104	9704	WOODLIN UNDIVIDED HIGH SCHOOL	52	22	4	26	26	42.31%	7.69%	50%

**COLORADO DEPARTMENT OF EDUCATION**  
**FALL 2007 K-12 FREE AND REDUCED LUNCH BY DISTRICT AND SCHOOL**

District Code	District Name	School Code	School Name	K-12	FREE	REDUCE		Not Eligible	FREE AND		
						D	Eligible		REDUCED % Free	% Reduced	% FRED
<b>3070</b>	<b>WOODLIN R-104</b>		<b>DISTRICT TOTAL</b>	<b>92</b>	<b>38</b>	<b>13</b>	<b>41</b>	<b>51</b>	<b>41.30%</b>	<b>14.13%</b>	<b>55.43%</b>
3080	WELD COUNTY RE-1	3398	GILCREST ELEMENTARY SCHOOL	211	111	14	86	125	52.61%	6.64%	59.24%
3080	WELD COUNTY RE-1	4852	PETE MIRICH ELEMENTARY SCHOOL	295	115	26	154	141	38.98%	8.81%	47.80%
3080	WELD COUNTY RE-1	4854	NORTH VALLEY MIDDLE SCHOOL	249	74	17	158	91	29.72%	6.83%	36.55%
3080	WELD COUNTY RE-1	7056	PLATTEVILLE ELEMENTARY SCHOOL	338	136	18	184	154	40.24%	5.33%	45.56%
3080	WELD COUNTY RE-1	7058	SOUTH VALLEY MIDDLE SCHOOL	184	76	8	100	84	41.30%	4.35%	45.65%
3080	WELD COUNTY RE-1	9032	VALLEY HIGH SCHOOL	527	141	37	349	178	26.76%	7.02%	33.78%
<b>3080</b>	<b>WELD COUNTY RE-1</b>		<b>DISTRICT TOTAL</b>	<b>1,804</b>	<b>653</b>	<b>120</b>	<b>1,031</b>	<b>773</b>	<b>36.20%</b>	<b>6.65%</b>	<b>42.85%</b>
3085	EATON RE-2	0754	BENJAMIN EATON ELEMENTARY SCHOOL	313	61	25	227	86	19.49%	7.99%	27.48%
3085	EATON RE-2	2448	EATON ELEMENTARY SCHOOL	333	49	21	263	70	14.71%	6.31%	21.02%
3085	EATON RE-2	2452	EATON MIDDLE SCHOOL	391	83	28	280	111	21.23%	7.16%	28.39%
3085	EATON RE-2	2456	EATON HIGH SCHOOL	533	94	20	418	114	17.64%	3.75%	21.39%
3085	EATON RE-2	3286	GALETON ELEMENTARY SCHOOL	133	33	11	89	44	24.81%	8.27%	33.08%
<b>3085</b>	<b>EATON RE-2</b>		<b>DISTRICT TOTAL</b>	<b>1,703</b>	<b>320</b>	<b>105</b>	<b>1,277</b>	<b>425</b>	<b>18.79%</b>	<b>6.17%</b>	<b>24.96%</b>
3090	KEENESBURG RE-3(J)	1299	CARDINAL COMMUNITY ACADEMY CHARTER SCHOOL	166	15	17	134	32	9.04%	10.24%	19.28%
3090	KEENESBURG RE-3(J)	1446	WELD CENTRAL SENIOR HIGH SCHOOL	552	136	46	370	182	24.64%	8.33%	32.97%
3090	KEENESBURG RE-3(J)	3090	LOCHBUIE ELEMENTARY SCHOOL	402	171	71	160	242	42.54%	17.66%	60.20%
3090	KEENESBURG RE-3(J)	4148	HUDSON ELEMENTARY SCHOOL	281	121	39	121	160	43.06%	13.88%	56.94%
3090	KEENESBURG RE-3(J)	4526	HOFF ELEMENTARY SCHOOL	336	72	35	229	107	21.43%	10.42%	31.85%
3090	KEENESBURG RE-3(J)	9347	WELD CENTRAL JUNIOR HIGH SCHOOL	287	93	35	159	128	32.40%	12.20%	44.60%
<b>3090</b>	<b>KEENESBURG RE-3(J)</b>		<b>DISTRICT TOTAL</b>	<b>2,024</b>	<b>608</b>	<b>243</b>	<b>1,173</b>	<b>851</b>	<b>30.04%</b>	<b>12.01%</b>	<b>42.05%</b>
3100	WINDSOR RE-4	0000	NOT IN A SCHOOL	1	0	0	1	0	0%	0%	0%
3100	WINDSOR RE-4	0055	GRANDVIEW ELEMENTARY SCHOOL	426	46	24	356	70	10.80%	5.63%	16.43%
3100	WINDSOR RE-4	6750	MOUNTAIN VIEW ELEMENTARY SCHOOL	376	45	32	299	77	11.97%	8.51%	20.48%
3100	WINDSOR RE-4	7958	SKYVIEW ELEMENTARY SCHOOL	386	51	25	310	76	13.21%	6.48%	19.69%
3100	WINDSOR RE-4	8886	TOZER ELEMENTARY SCHOOL	411	46	16	349	62	11.19%	3.89%	15.09%
3100	WINDSOR RE-4	9665	WINDSOR CHARTER ACADEMY	333	17	12	304	29	5.11%	3.60%	8.71%
3100	WINDSOR RE-4	9670	WINDSOR MIDDLE SCHOOL	804	99	49	656	148	12.31%	6.09%	18.41%
3100	WINDSOR RE-4	9672	WINDSOR HIGH SCHOOL	998	75	33	890	108	7.52%	3.31%	10.82%
<b>3100</b>	<b>WINDSOR RE-4</b>		<b>DISTRICT TOTAL</b>	<b>3,735</b>	<b>379</b>	<b>191</b>	<b>3,165</b>	<b>570</b>	<b>10.15%</b>	<b>5.11%</b>	<b>15.26%</b>
3110	JOHNSTOWN-MILLIKEN RE-5J	4785	KNOWLEDGE QUEST ACADEMY	297	22	3	272	25	7.41%	1.01%	8.42%
3110	JOHNSTOWN-MILLIKEN RE-5J	5078	LETFORD ELEMENTARY SCHOOL	379	102	25	252	127	26.91%	6.60%	33.51%
3110	JOHNSTOWN-MILLIKEN RE-5J	5896	MILLIKEN ELEMENTARY SCHOOL	307	124	45	138	169	40.39%	14.66%	55.05%
3110	JOHNSTOWN-MILLIKEN RE-5J	5902	MILLIKEN MIDDLE SCHOOL	571	139	55	377	194	24.34%	9.63%	33.98%
3110	JOHNSTOWN-MILLIKEN RE-5J	6963	PIONEER RIDGE ELEMENTARY SCHOOL	555	73	52	430	125	13.15%	9.37%	22.52%
3110	JOHNSTOWN-MILLIKEN RE-5J	7490	ROOSEVELT HIGH SCHOOL	677	119	55	495	174	17.58%	8.12%	25.70%
<b>3110</b>	<b>JOHNSTOWN-MILLIKEN RE-5J</b>		<b>DISTRICT TOTAL</b>	<b>2,786</b>	<b>579</b>	<b>235</b>	<b>1,964</b>	<b>814</b>	<b>20.78%</b>	<b>8.44%</b>	<b>29.22%</b>
3120	GREELEY 6	0000	NOT IN A SCHOOL	4	0	0	0	0	0%	0%	0%
3120	GREELEY 6	0052	HEIMAN ELEMENTARY SCHOOL	656	221	77	358	298	33.69%	11.74%	45.43%
3120	GREELEY 6	0053	WINOGRAD K-8 ELEMENTARY SCHOOL	418	178	36	204	214	42.58%	8.61%	51.20%
3120	GREELEY 6	0054	ROMERO ELEMENTARY SCHOOL	415	314	43	58	357	75.66%	10.36%	86.02%
3120	GREELEY 6	0988	BRENTWOOD MIDDLE SCHOOL	536	296	58	182	354	55.22%	10.82%	66.04%
3120	GREELEY 6	1228	CAMERON ELEMENTARY SCHOOL	356	256	34	65	290	71.91%	9.55%	81.46%
3120	GREELEY 6	1384	CENTENNIAL ELEMENTARY SCHOOL	626	531	38	57	569	84.82%	6.07%	90.89%
3120	GREELEY 6	1500	CHAPPELOW K-8 MAGNET SCHOOL	636	154	69	413	223	24.21%	10.85%	35.06%
3120	GREELEY 6	1780	COLORADO HIGH SCHOOL OF GREELEY	107	55	9	43	64	51.40%	8.41%	59.81%
3120	GREELEY 6	1875	FRONTIER CHARTER ACADEMY	1,049	0	0	1,049	0	0%	0%	0%
3120	GREELEY 6	2222	DOS RIOS ELEMENTARY SCHOOL	529	312	51	166	363	58.98%	9.64%	68.62%
3120	GREELEY 6	2414	EAST MEMORIAL ELEMENTARY SCHOOL	522	408	39	75	447	78.16%	7.47%	85.63%
3120	GREELEY 6	2850	UNIVERSITY SCHOOLS	1,022	152	9	861	161	14.87%	0.88%	15.75%
3120	GREELEY 6	3162	FRANKLIN MIDDLE SCHOOL	492	319	46	127	365	64.84%	9.35%	74.19%

**COLORADO DEPARTMENT OF EDUCATION**  
**FALL 2007 K-12 FREE AND REDUCED LUNCH BY DISTRICT AND SCHOOL**

District Code	District Name	School Code	School Name	K-12	FREE	REDUCE		FREE AND		REDUCED % Free	% Reduced	% FRED
						D	Not Eligible	REDUCED	% Free			
3120	GREELEY 6	3610	GREELEY CENTRAL HIGH SCHOOL	1,373	527	87	759	614	38.38%	6.34%	44.72%	
3120	GREELEY 6	3614	GREELEY WEST HIGH SCHOOL	1,503	421	117	965	538	28.01%	7.78%	35.80%	
3120	GREELEY 6	3880	HEATH MIDDLE SCHOOL	800	337	59	404	396	42.13%	7.38%	49.50%	
3120	GREELEY 6	4356	JACKSON ELEMENTARY SCHOOL	351	189	29	133	218	53.85%	8.26%	62.11%	
3120	GREELEY 6	4438	JOHN EVANS MIDDLE SCHOOL	605	410	66	129	476	67.77%	10.91%	78.68%	
3120	GREELEY 6	5199	JEFFERSON ELEMENTARY SCHOOL	357	311	17	29	328	87.11%	4.76%	91.88%	
3120	GREELEY 6	5412	MADISON ELEMENTARY SCHOOL	512	386	56	70	442	75.39%	10.94%	86.33%	
3120	GREELEY 6	5552	MAPLEWOOD MIDDLE SCHOOL	403	248	36	119	284	61.54%	8.93%	70.47%	
3120	GREELEY 6	5660	MCAULIFFE ELEMENTARY SCHOOL	518	58	27	433	85	11.20%	5.21%	16.41%	
3120	GREELEY 6	5752	MEEKER ELEMENTARY SCHOOL	486	193	48	245	241	39.71%	9.88%	49.59%	
3120	GREELEY 6	5985	MONFORT ELEMENTARY SCHOOL	542	110	26	405	136	20.30%	4.80%	25.09%	
3120	GREELEY 6	6364	NORTHBRIDGE HIGH SCHOOL	1,205	432	112	661	544	35.85%	9.29%	45.15%	
3120	GREELEY 6	6774	MARTINEZ ELEMENTARY SCHOOL	509	454	29	26	483	89.19%	5.70%	94.89%	
3120	GREELEY 6	7700	SCOTT ELEMENTARY SCHOOL	436	211	43	182	254	48.39%	9.86%	58.26%	
3120	GREELEY 6	7814	SHAWSHEEN ELEMENTARY SCHOOL	477	209	37	231	246	43.82%	7.76%	51.57%	
3120	GREELEY 6	8890	TRADEMARK LEARNING CENTER	103	63	7	33	70	61.17%	6.80%	67.96%	
3120	GREELEY 6	8965	UNION COLONY PREPARATORY SCHOOL	356	5	1	350	6	1.40%	0.28%	1.69%	
<b>3120</b>	<b>GREELEY 6</b>		<b>DISTRICT TOTAL</b>	<b>17,904</b>	<b>7,760</b>	<b>1,306</b>	<b>8,832</b>	<b>9,066</b>	<b>43.34%</b>	<b>7.29%</b>	<b>50.64%</b>	
3130	PLATTE VALLEY RE-7	4670	PLATTE VALLEY HIGH SCHOOL	339	84	26	226	110	24.78%	7.67%	32.45%	
3130	PLATTE VALLEY RE-7	7052	PLATTE VALLEY ELEMENTARY SCHOOL	535	177	53	302	230	33.08%	9.91%	42.99%	
3130	PLATTE VALLEY RE-7	7054	PLATTE VALLEY MIDDLE SCHOOL	252	65	30	154	95	25.79%	11.90%	37.70%	
<b>3130</b>	<b>PLATTE VALLEY RE-7</b>		<b>DISTRICT TOTAL</b>	<b>1,126</b>	<b>326</b>	<b>109</b>	<b>682</b>	<b>435</b>	<b>28.95%</b>	<b>9.68%</b>	<b>38.63%</b>	
3140	WELD COUNTY S/D RE-8	3066	FORT LUPTON MIDDLE SCHOOL	502	251	58	193	309	50%	11.55%	61.55%	
3140	WELD COUNTY S/D RE-8	3070	FORT LUPTON HIGH SCHOOL	653	247	51	355	298	37.83%	7.81%	45.64%	
3140	WELD COUNTY S/D RE-8	5050	LEO WILLIAM BUTLER ELEMENTARY SCHOOL	548	222	54	271	276	40.51%	9.85%	50.36%	
3140	WELD COUNTY S/D RE-8	8930	TWOMBLY ELEMENTARY SCHOOL	535	256	42	237	298	47.85%	7.85%	55.70%	
<b>3140</b>	<b>WELD COUNTY S/D RE-8</b>		<b>DISTRICT TOTAL</b>	<b>2,238</b>	<b>976</b>	<b>205</b>	<b>1,056</b>	<b>1,181</b>	<b>43.61%</b>	<b>9.16%</b>	<b>52.77%</b>	
3145	AULT-HIGHLAND RE-9	3958	HIGHLAND ELEMENTARY SCHOOL	374	163	32	179	195	43.58%	8.56%	52.14%	
3145	AULT-HIGHLAND RE-9	3961	HIGHLAND MIDDLE SCHOOL	184	68	15	101	83	36.96%	8.15%	45.11%	
3145	AULT-HIGHLAND RE-9	3962	HIGHLAND HIGH SCHOOL	274	88	25	161	113	32.12%	9.12%	41.24%	
<b>3145</b>	<b>AULT-HIGHLAND RE-9</b>		<b>DISTRICT TOTAL</b>	<b>832</b>	<b>319</b>	<b>72</b>	<b>441</b>	<b>391</b>	<b>38.34%</b>	<b>8.65%</b>	<b>47%</b>	
3146	BRIGGS DALE RE-10	0000	NOT IN A SCHOOL	8	0	0	8	0	0%	0%	0%	
3146	BRIGGS DALE RE-10	1008	BRIGGS DALE ELEMENTARY SCHOOL	62	21	6	35	27	33.87%	9.68%	43.55%	
3146	BRIGGS DALE RE-10	1012	BRIGGS DALE UNDIVIDED HIGH SCHOOL	72	27	7	38	34	37.50%	9.72%	47.22%	
<b>3146</b>	<b>BRIGGS DALE RE-10</b>		<b>DISTRICT TOTAL</b>	<b>142</b>	<b>48</b>	<b>13</b>	<b>81</b>	<b>61</b>	<b>33.80%</b>	<b>9.15%</b>	<b>42.96%</b>	
3147	PRAIRIE RE-11	7154	PRAIRIE ELEMENTARY SCHOOL	88	20	9	59	29	22.73%	10.23%	32.95%	
3147	PRAIRIE RE-11	7156	PRAIRIE JUNIOR-SENIOR HIGH SCHOOL	70	18	6	46	24	25.71%	8.57%	34.29%	
<b>3147</b>	<b>PRAIRIE RE-11</b>		<b>DISTRICT TOTAL</b>	<b>158</b>	<b>38</b>	<b>15</b>	<b>105</b>	<b>53</b>	<b>24.05%</b>	<b>9.49%</b>	<b>33.54%</b>	
3148	PAWNEE RE-12	3672	PAWNEE ELEMENTARY SCHOOL	54	6	11	37	17	11.11%	20.37%	31.48%	
3148	PAWNEE RE-12	6812	PAWNEE JUNIOR-SENIOR HIGH SCHOOL	69	11	15	43	26	15.94%	21.74%	37.68%	
<b>3148</b>	<b>PAWNEE RE-12</b>		<b>DISTRICT TOTAL</b>	<b>123</b>	<b>17</b>	<b>26</b>	<b>80</b>	<b>43</b>	<b>13.82%</b>	<b>21.14%</b>	<b>34.96%</b>	
3200	YUMA 1	9791	YUMA MIDDLE SCHOOL	266	112	31	123	143	42.11%	11.65%	53.76%	
3200	YUMA 1	9795	KENNETH P MORRIS ELEMENTARY SCHOOL	281	124	40	117	164	44.13%	14.23%	58.36%	
3200	YUMA 1	9799	YUMA HIGH SCHOOL	234	65	28	141	93	27.78%	11.97%	39.74%	
<b>3200</b>	<b>YUMA 1</b>		<b>DISTRICT TOTAL</b>	<b>781</b>	<b>301</b>	<b>99</b>	<b>381</b>	<b>400</b>	<b>38.54%</b>	<b>12.68%</b>	<b>51.22%</b>	
3210	WRAY RD-2	9725	WRAY ELEMENTARY SCHOOL	239	75	53	111	128	31.38%	22.18%	53.56%	
3210	WRAY RD-2	9729	BUCHANAN MIDDLE SCHOOL	184	73	26	84	99	39.67%	14.13%	53.80%	
3210	WRAY RD-2	9733	WRAY HIGH SCHOOL	205	52	27	124	79	25.37%	13.17%	38.54%	
<b>3210</b>	<b>WRAY RD-2</b>		<b>DISTRICT TOTAL</b>	<b>628</b>	<b>200</b>	<b>106</b>	<b>319</b>	<b>306</b>	<b>31.85%</b>	<b>16.88%</b>	<b>48.73%</b>	
3220	IDALIA RJ-3	4227	IDALIA ELEMENTARY SCHOOL	64	26	21	17	47	40.63%	32.81%	73.44%	
3220	IDALIA RJ-3	4231	IDALIA JUNIOR-SENIOR HIGH SCHOOL	69	20	20	29	40	28.99%	28.99%	57.97%	

**COLORADO DEPARTMENT OF EDUCATION**  
**FALL 2007 K-12 FREE AND REDUCED LUNCH BY DISTRICT AND SCHOOL**

District Code	District Name	School Code	School Name	K-12	FREE	REDUCE		Not Eligible	FREE AND		
						D	Eligible		REDUCED	% Free	% Reduced
<b>3220</b>	<b>IDALIA RJ-3</b>		<b>DISTRICT TOTAL</b>	<b>133</b>	<b>46</b>	<b>41</b>	<b>46</b>	<b>87</b>	<b>34.59%</b>	<b>30.83%</b>	<b>65.41%</b>
3230	LIBERTY J-4	5119	LIBERTY ELEMENTARY SCHOOL	41	16	6	19	22	39.02%	14.63%	53.66%
3230	LIBERTY J-4	5123	LIBERTY JUNIOR-SENIOR HIGH SCHOOL	48	11	12	25	23	22.92%	25%	47.92%
<b>3230</b>	<b>LIBERTY J-4</b>		<b>DISTRICT TOTAL</b>	<b>89</b>	<b>27</b>	<b>18</b>	<b>44</b>	<b>45</b>	<b>30.34%</b>	<b>20.22%</b>	<b>50.56%</b>
8001	CHARTER SCHOOL INSTITUTE	0653	STONE CREEK ELEMENTARY	212	16	7	189	23	7.55%	3.30%	10.85%
8001	CHARTER SCHOOL INSTITUTE	0654	THE PINNACLE CHARTER SCHOOL (ELEMENTARY)	932	190	79	663	269	20.39%	8.48%	28.86%
8001	CHARTER SCHOOL INSTITUTE	0655	THE ACADEMY AT HIGH POINT	280	42	37	201	79	15%	13.21%	28.21%
8001	CHARTER SCHOOL INSTITUTE	0656	COLORADO DISTANCE & ELECTRONIC LEARNING ACADEMY	317	40	9	268	49	12.62%	2.84%	15.46%
8001	CHARTER SCHOOL INSTITUTE	0657	NORTHERN COLORADO ACADEMY OF ARTS & KNOWLEDGE	404	5	66	333	71	1.24%	16.34%	17.57%
8001	CHARTER SCHOOL INSTITUTE	1279	CAPROCK ACADEMY	288	12	10	266	22	4.17%	3.47%	7.64%
8001	CHARTER SCHOOL INSTITUTE	1370	CESAR CHAVEZ COLORADO SPRINGS - CENTRAL	89	32	17	40	49	35.96%	19.10%	55.06%
8001	CHARTER SCHOOL INSTITUTE	1791	COLORADO SPRINGS CHARTER ACADEMY	311	45	21	245	66	14.47%	6.75%	21.22%
8001	CHARTER SCHOOL INSTITUTE	1795	COLORADO SPRINGS EARLY COLLEGES	357	38	29	290	67	10.64%	8.12%	18.77%
8001	CHARTER SCHOOL INSTITUTE	6913	THE PINNACLE CHARTER SCHOOL (MIDDLE)	415	103	42	270	145	24.82%	10.12%	34.94%
8001	CHARTER SCHOOL INSTITUTE	6914	THE PINNACLE CHARTER SCHOOL (HIGH)	271	45	23	203	68	16.61%	8.49%	25.09%
8001	CHARTER SCHOOL INSTITUTE	7278	RICARDO FLORES MAGON ACADEMY	90	53	11	25	64	58.89%	12.22%	71.11%
8001	CHARTER SCHOOL INSTITUTE	7512	ROSS MONTESSORI SCHOOL	187	23	18	146	41	12.30%	9.63%	21.93%
8001	CHARTER SCHOOL INSTITUTE	8929	21ST CENTURY CHARTER SCHOOL	221	105	42	74	147	47.51%	19%	66.52%
<b>8001</b>	<b>CHARTER SCHOOL INSTITUTE</b>		<b>DISTRICT TOTAL</b>	<b>4,374</b>	<b>749</b>	<b>411</b>	<b>3,213</b>	<b>1,160</b>	<b>17.12%</b>	<b>9.40%</b>	<b>26.52%</b>
9030	MOUNTAIN BOCES	1128	ARROWHEAD LEARNING CENTER	10	0	0	0	0	0%	0%	0%
9030	MOUNTAIN BOCES	6134	YAMPAH MOUNTAIN SCHOOL	69	0	0	0	0	0%	0%	0%
9030	MOUNTAIN BOCES	6136	MOUNTAIN BOCES DAY TREATMENT CENTER	17	0	0	0	0	0%	0%	0%
9030	MOUNTAIN BOCES	8389	SUMMIT COUNTY DOR PROGRAM	18	0	0	0	0	0%	0%	0%
9030	MOUNTAIN BOCES	9797	YAMPAH TEEN PARENT PROGRAM	25	0	0	0	0	0%	0%	0%
<b>9030</b>	<b>MOUNTAIN BOCES</b>		<b>BOCES TOTAL</b>	<b>139</b>	<b>0</b>	<b>0</b>	<b>0</b>	<b>0</b>	<b>0%</b>	<b>0%</b>	<b>0%</b>
9035	CENTENNIAL BOCES	9351	WELD OPPORTUNITY HIGH SCHOOL	128	0	0	1	0	0%	0%	0%
<b>9035</b>	<b>CENTENNIAL BOCES</b>		<b>BOCES TOTAL</b>	<b>128</b>	<b>0</b>	<b>0</b>	<b>1</b>	<b>0</b>	<b>0%</b>	<b>0%</b>	<b>0%</b>
9095	NORTHWEST COLO BOCES	9787	YAMPA VALLEY HIGH SCHOOL	12	0	0	0	0	0%	0%	0%
<b>9095</b>	<b>NORTHWEST COLO BOCES</b>		<b>BOCES TOTAL</b>	<b>12</b>	<b>0</b>	<b>0</b>	<b>0</b>	<b>0</b>	<b>0%</b>	<b>0%</b>	<b>0%</b>
9130	EXPEDITIONARY BOCES	2840	EXPEDITIONARY LEARNING SCHOOL	343	0	0	0	0	0%	0%	0%
<b>9130</b>	<b>EXPEDITIONARY BOCES</b>		<b>BOCES TOTAL</b>	<b>343</b>	<b>0</b>	<b>0</b>	<b>0</b>	<b>0</b>	<b>0%</b>	<b>0%</b>	<b>0%</b>
			COLORADO DETENTION CENTERS	428	47	4	273	51	10.98%	0.93%	11.92%
<b>STATE TOTAL</b>				<b>776,767</b>	<b>216,536</b>	<b>54,115</b>	<b>504,010</b>	<b>270,651</b>	<b>27.88%</b>	<b>6.97%</b>	<b>34.84%</b>