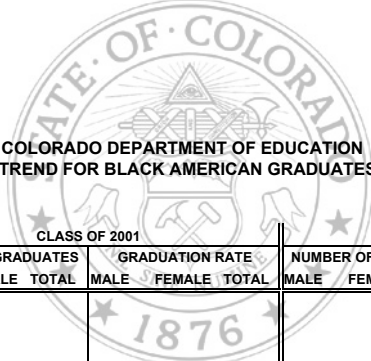


STATE OF COLORADO
 COLORADO DEPARTMENT OF EDUCATION
 FOUR-YEAR TREND FOR BLACK AMERICAN GRADUATES (2000-2003)

COUNTY/DISTRICT	CLASS OF 2000						CLASS OF 2001						CLASS OF 2002						CLASS OF 2003									
	NUMBER OF GRADUATES			GRADUATION RATE			NUMBER OF GRADUATES			GRADUATION RATE			NUMBER OF GRADUATES			GRADUATION RATE			NUMBER OF GRADUATES			GRADUATION RATE						
	MALE	FEMALE	TOTAL	MALE	FEMALE	TOTAL	MALE	FEMALE	TOTAL	MALE	FEMALE	TOTAL	MALE	FEMALE	TOTAL	MALE	FEMALE	TOTAL	MALE	FEMALE	TOTAL	MALE	FEMALE	TOTAL	MALE	FEMALE	TOTAL	
ADAMS COUNTY																												
Mapleton 1	0	2	2	0.0%	100.0%	100.0%	4	1	5	100.0%	100.0%	100.0%	1	3	4	100.0%	100.0%	100.0%	1	4	5	16.7%	100.0%	50.0%				
Northglenn-Thornton 12	6	11	17	75.0%	100.0%	89.5%	13	16	29	86.7%	84.2%	85.3%	23	13	36	95.8%	92.9%	94.7%	16	10	26	84.2%	83.3%	83.9%				
Adams County 14	0	1	1	0.0%	16.7%	10.0%	2	4	6	25.0%	66.7%	42.9%	0	3	3	0.0%	100.0%	60.0%	3	3	6	50.0%	75.0%	60.0%				
Brighton 27J	0	0	0	0.0%	0.0%	0.0%	1	2	3	100.0%	100.0%	100.0%	1	0	1	100.0%	0.0%	100.0%	1	1	2	100.0%	100.0%	100.0%				
Bennett 29J	0	0	0	.0%	.0%	.0%	0	0	0	0.0%	0.0%	0.0%	0	0	0	0.0%	0.0%	0.0%	2	0	2	100.0%	0.0%	100.0%				
Strasburg 31J	0	0	0	0.0%	0.0%	0.0%	0	0	0	0.0%	0.0%	0.0%	0	0	0	0.0%	0.0%	0.0%	0	0	0	0.0%	0.0%	0.0%				
Westminster 50	1	4	5	33.3%	100.0%	71.4%	4	7	11	100.0%	77.8%	84.6%	4	4	8	100.0%	80.0%	88.9%	5	2	7	83.3%	100.0%	87.5%				
ALAMOSA COUNTY																												
Alamosa RE-11J	0	1	1	0.0%	100.0%	50.0%	2	0	2	100.0%	0.0%	100.0%	0	0	0	0.0%	0.0%	0.0%	1	1	2	100.0%	100.0%	100.0%				
Sangre de Cristo RE-22J	1	1	2	100.0%	100.0%	100.0%	1	0	1	100.0%	0.0%	100.0%	1	0	1	100.0%	0.0%	100.0%	0	1	1	0.0%	100.0%	100.0%				
ARAPAHOE COUNTY																												
Englewood 1	3	0	3	75.0%	0.0%	75.0%	3	3	6	60.0%	100.0%	75.0%	6	5	11	100.0%	100.0%	100.0%	0	4	4	0.0%	80.0%	50.0%				
Sheridan 2	2	3	5	66.7%	100.0%	83.3%	1	3	4	100.0%	100.0%	100.0%	2	0	2	100.0%	0.0%	100.0%	1	0	1	100.0%	0.0%	33.3%				
Cherry Creek 5	89	103	192	79.5%	89.6%	84.6%	99	109	208	78.6%	88.6%	83.5%	104	117	221	85.2%	92.9%	89.1%	113	137	250	82.5%	90.1%	86.5%				
Littleton 6	7	2	9	87.5%	100.0%	90.0%	2	1	3	100.0%	33.3%	60.0%	3	11	14	75.0%	100.0%	93.3%	13	5	18	92.9%	83.3%	90.0%				
Deer Trail 26J	0	0	0	0.0%	0.0%	0.0%	1	0	1	50.0%	0.0%	50.0%	0	0	0	0.0%	0.0%	0.0%	0	0	0	0.0%	0.0%	0.0%				
Adams-Arapahoe 28J	108	125	233	70.6%	76.2%	73.5%	87	117	204	64.4%	77.5%	71.3%	101	132	233	80.8%	81.0%	80.9%	110	127	237	79.1%	90.1%	84.6%				
Byers 32J	0	0	0	0.0%	0.0%	0.0%	0	0	0	0.0%	0.0%	0.0%	0	0	0	0.0%	0.0%	0.0%	0	0	0	0.0%	0.0%	0.0%				
ARCHULETA COUNTY																												
Archuleta County 50 JT	1	1	2	100.0%	100.0%	100.0%	0	0	0	0.0%	0.0%	0.0%	0	0	0	0.0%	0.0%	0.0%	0	0	0	0.0%	0.0%	0.0%				
BACA COUNTY																												
Walsh RE-1	0	0	0	0.0%	0.0%	0.0%	0	0	0	0.0%	0.0%	0.0%	0	0	0	0.0%	0.0%	0.0%	0	0	0	0.0%	0.0%	0.0%				
Pritchett RE-3	0	0	0	0.0%	0.0%	0.0%	0	0	0	0.0%	0.0%	0.0%	0	0	0	0.0%	0.0%	0.0%	0	0	0	0.0%	0.0%	0.0%				
Springfield RE-4	0	0	0	0.0%	0.0%	0.0%	0	0	0	0.0%	0.0%	0.0%	0	1	1	0.0%	100.0%	100.0%	0	0	0	0.0%	0.0%	0.0%				
Vilas RE-5	0	0	0	0.0%	0.0%	0.0%	0	0	0	0.0%	0.0%	0.0%	0	0	0	0.0%	0.0%	0.0%	0	0	0	0.0%	0.0%	0.0%				
Campo RE-6	0	0	0	0.0%	0.0%	0.0%	0	0	0	0.0%	0.0%	0.0%	0	0	0	0.0%	0.0%	0.0%	0	0	0	0.0%	0.0%	0.0%				
BENT COUNTY																												
Las Animas RE-1	0	0	0	0.0%	0.0%	0.0%	0	0	0	0.0%	0.0%	0.0%	0	1	1	0.0%	50.0%	50.0%	0	1	1	0.0%	100.0%	100.0%				
McClave RE-2	0	0	0	0.0%	0.0%	0.0%	0	0	0	0.0%	0.0%	0.0%	0	0	0	0.0%	0.0%	0.0%	0	0	0	0.0%	0.0%	0.0%				
BOULDER COUNTY																												
St Vrain Valley RE1J	3	0	3	60.0%	0.0%	60.0%	1	2	3	100.0%	100.0%	100.0%	3	3	6	100.0%	100.0%	100.0%	4	5	9	80.0%	100.0%	90.0%				
Boulder Valley RE 2	14	12	26	70.0%	80.0%	74.3%	18	13	31	81.8%	86.7%	83.8%	16	13	29	84.2%	92.9%	87.9%	11	12	23	68.8%	80.0%	74.2%				
CHAFFEE COUNTY																												
Buena Vista R-31	0	0	0	0.0%	0.0%	0.0%	0	0	0	0.0%	0.0%	0.0%	2	0	2	100.0%	0.0%	100.0%	0	1	1	0.0%	100.0%	100.0%				
Salida R-32	0	0	0	0.0%	0.0%	0.0%	0	0	0	0.0%	0.0%	0.0%	0	0	0	0.0%	0.0%	0.0%	0	0	0	0.0%	0.0%	0.0%				
CHEYENNE COUNTY																												
Kit Carson R-1	0	0	0	0.0%	0.0%	0.0%	0	0	0	0.0%	0.0%	0.0%	0	0	0	0.0%	0.0%	0.0%	0	0	0	0.0%	0.0%	0.0%				
Cheyenne County RE-5	0	0	0	0.0%	0.0%	0.0%	0	0	0	0.0%	0.0%	0.0%	0	0	0	0.0%	0.0%	0.0%	0	0	0	0.0%	0.0%	0.0%				



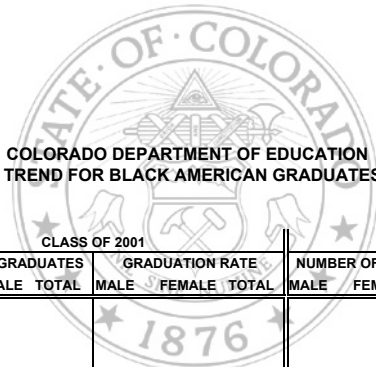
COLORADO DEPARTMENT OF EDUCATION
FOUR-YEAR TREND FOR BLACK AMERICAN GRADUATES (2000-2003)

COUNTY/DISTRICT	CLASS OF 2000						CLASS OF 2001						CLASS OF 2002						CLASS OF 2003											
	NUMBER OF GRADUATES			GRADUATION RATE			NUMBER OF GRADUATES			GRADUATION RATE			NUMBER OF GRADUATES			GRADUATION RATE			NUMBER OF GRADUATES			GRADUATION RATE								
	MALE	FEMALE	TOTAL	MALE	FEMALE	TOTAL	MALE	FEMALE	TOTAL	MALE	FEMALE	TOTAL	MALE	FEMALE	TOTAL	MALE	FEMALE	TOTAL	MALE	FEMALE	TOTAL	MALE	FEMALE	TOTAL						
<u>CLEAR CREEK COUNTY</u>																														
Clear Creek RE-1	0	0	0	0.0%	0.0%	0.0%	0	0	0	0.0%	0.0%	0.0%	0	0	0	0.0%	0.0%	0.0%	0	0	0	0.0%	0.0%	0.0%	0	0	0	0.0%	0.0%	0.0%
<u>CONEJOS COUNTY</u>																														
North Conejos RE-1J	0	0	0	0.0%	0.0%	0.0%	0	0	0	0.0%	0.0%	0.0%	0	0	0	0.0%	0.0%	0.0%	0	0	0	0.0%	0.0%	0.0%	0	0	0	0.0%	0.0%	0.0%
Sanford 6J	0	0	0	0.0%	0.0%	0.0%	0	0	0	0.0%	0.0%	0.0%	0	0	0	0.0%	0.0%	0.0%	0	0	0	0.0%	0.0%	0.0%	0	0	0	0.0%	0.0%	0.0%
South Conejos RE-10	0	0	0	0.0%	0.0%	0.0%	0	0	0	0.0%	0.0%	0.0%	0	0	0	0.0%	0.0%	0.0%	1	1	2	100.0%	100.0%	100.0%	100.0%	100.0%	100.0%	100.0%	100.0%	100.0%
<u>COSTILLA COUNTY</u>																														
Centennial R-1	0	0	0	0.0%	0.0%	0.0%	0	0	0	0.0%	0.0%	0.0%	0	0	0	0.0%	0.0%	0.0%	0	0	0	0.0%	0.0%	0.0%	0	0	0	0.0%	0.0%	0.0%
Sierra Grande R-30	0	0	0	0.0%	0.0%	0.0%	0	0	0	0.0%	0.0%	0.0%	0	0	0	0.0%	0.0%	0.0%	0	0	0	0.0%	0.0%	0.0%	0	0	0	0.0%	0.0%	0.0%
<u>CROWLEY COUNTY</u>																														
Crowley County RE-1-J	1	0	1	100.0%	0.0%	100.0%	0	1	1	0.0%	100.0%	100.0%	0	0	0	0.0%	0.0%	0.0%	0	0	0	0.0%	0.0%	0.0%	0	0	0	0.0%	0.0%	0.0%
<u>CLUSTER COUNTY</u>																														
Consolidated C-1	0	0	0	0.0%	0.0%	0.0%	0	0	0	0.0%	0.0%	0.0%	0	0	0	0.0%	0.0%	0.0%	0	0	0	0.0%	0.0%	0.0%	0	0	0	0.0%	0.0%	0.0%
<u>DELTA COUNTY</u>																														
Delta County 50(J)	0	1	1	0.0%	100.0%	100.0%	0	0	0	0.0%	0.0%	0.0%	1	0	1	100.0%	0.0%	100.0%	0	1	1	0.0%	100.0%	100.0%	0.0%	100.0%	100.0%	0.0%	100.0%	100.0%
<u>DENVER COUNTY</u>																														
Denver County 1	242	330	572	57.3%	67.6%	62.9%	252	303	555	55.6%	70.0%	62.6%	253	313	566	62.8%	73.3%	68.2%	250	368	618	65.6%	79.7%	73.3%	65.6%	79.7%	73.3%			
<u>DOLORES COUNTY</u>																														
Dolores County RE No.2	0	0	0	0.0%	0.0%	0.0%	0	0	0	0.0%	0.0%	0.0%	0	0	0	0.0%	0.0%	0.0%	0	0	0	0.0%	0.0%	0.0%	0	0	0	0.0%	0.0%	0.0%
<u>DOUGLAS COUNTY</u>																														
Douglas County RE 1	8	10	18	88.9%	76.9%	81.8%	12	11	23	85.7%	91.7%	88.5%	13	16	29	72.2%	100.0%	85.3%	13	17	30	76.5%	100.0%	88.2%	76.5%	100.0%	88.2%			
<u>EAGLE COUNTY</u>																														
Eagle County RE 50	0	0	0	0.0%	0.0%	0.0%	0	0	0	0.0%	0.0%	0.0%	0	1	1	0.0%	100.0%	100.0%	2	0	2	100.0%	0.0%	100.0%	100.0%	0.0%	100.0%	100.0%	0.0%	100.0%
<u>ELBERT COUNTY</u>																														
Elizabeth C-1	0	1	1	0.0%	100.0%	100.0%	0	0	0	0.0%	0.0%	0.0%	1	2	3	100.0%	100.0%	100.0%	0	2	2	0.0%	100.0%	100.0%	0.0%	100.0%	100.0%			
Kiowa C-2	0	0	0	0.0%	0.0%	0.0%	0	0	0	0.0%	0.0%	0.0%	0	0	0	0.0%	0.0%	0.0%	0	0	0	0.0%	0.0%	0.0%	0.0%	0.0%	0.0%			
Big Sandy 100J	0	0	0	0.0%	0.0%	0.0%	0	0	0	0.0%	0.0%	0.0%	0	0	0	0.0%	0.0%	0.0%	0	0	0	0.0%	0.0%	0.0%	0.0%	0.0%	0.0%			
Elbert 200	0	0	0	0.0%	0.0%	0.0%	0	0	0	0.0%	0.0%	0.0%	0	0	0	0.0%	0.0%	0.0%	0	1	1	0.0%	100.0%	100.0%	0.0%	100.0%	100.0%			
Agate 300	0	0	0	0.0%	0.0%	0.0%	0	0	0	0.0%	0.0%	0.0%	0	0	0	0.0%	0.0%	0.0%	0	0	0	0.0%	0.0%	0.0%	0.0%	0.0%	0.0%			



COLORADO DEPARTMENT OF EDUCATION
FOUR-YEAR TREND FOR BLACK AMERICAN GRADUATES (2000-2003)

COUNTY/DISTRICT	CLASS OF 2000						CLASS OF 2001						CLASS OF 2002						CLASS OF 2003											
	NUMBER OF GRADUATES			GRADUATION RATE			NUMBER OF GRADUATES			GRADUATION RATE			NUMBER OF GRADUATES			GRADUATION RATE			NUMBER OF GRADUATES			GRADUATION RATE								
	MALE	FEMALE	TOTAL	MALE	FEMALE	TOTAL	MALE	FEMALE	TOTAL	MALE	FEMALE	TOTAL	MALE	FEMALE	TOTAL	MALE	FEMALE	TOTAL	MALE	FEMALE	TOTAL	MALE	FEMALE	TOTAL	MALE	FEMALE	TOTAL			
EL PASO COUNTY																														
Calhan RJ-1	0	1	1	0.0%	100.0%	100.0%	0	0	0	0.0%	0.0%	0.0%	0	0	0	0.0%	0.0%	0.0%	0	0	0	0.0%	0.0%	0.0%	0	0	0	0.0%	0.0%	0.0%
Harrison 2	50	96	146	61.7%	94.1%	79.8%	59	49	108	74.7%	73.1%	74.0%	63	60	123	78.8%	78.9%	78.8%	49	55	104	86.0%	88.7%	87.4%	49	55	104	86.0%	88.7%	87.4%
Widefield 3	35	45	80	63.6%	86.5%	74.8%	49	44	93	83.1%	95.7%	88.6%	27	39	66	79.4%	92.9%	86.8%	46	49	95	83.6%	92.5%	88.0%	46	49	95	83.6%	92.5%	88.0%
Fountain 8	15	20	35	88.2%	100.0%	94.6%	18	22	40	90.0%	100.0%	95.2%	17	22	39	85.0%	100.0%	92.9%	18	21	39	90.0%	100.0%	95.1%	18	21	39	90.0%	100.0%	95.1%
Colorado Springs 11	63	69	132	48.8%	59.0%	53.7%	67	74	141	48.9%	59.2%	53.8%	65	89	154	46.8%	62.7%	54.8%	52	74	126	43.7%	56.1%	50.2%	52	74	126	43.7%	56.1%	50.2%
Cheyenne Mountain 12	1	4	5	100.0%	80.0%	83.3%	1	2	3	100.0%	66.7%	75.0%	2	5	7	66.7%	100.0%	87.5%	1	0	1	100.0%	0.0%	100.0%	1	0	1	100.0%	0.0%	100.0%
Manitou Springs 14	1	0	1	100.0%	0.0%	100.0%	0	0	0	0.0%	0.0%	0.0%	0	0	0	0.0%	0.0%	0.0%	2	0	2	100.0%	0.0%	100.0%	2	0	2	100.0%	0.0%	100.0%
Academy 20	12	14	26	85.7%	87.5%	86.7%	13	19	32	86.7%	100.0%	94.1%	21	21	42	91.3%	87.5%	89.4%	26	18	44	96.3%	100.0%	97.8%	26	18	44	96.3%	100.0%	97.8%
Ellicott 22	0	0	0	0.0%	0.0%	0.0%	0	0	0	0.0%	0.0%	0.0%	0	0	0	0.0%	0.0%	0.0%	1	1	2	100.0%	100.0%	100.0%	1	1	2	100.0%	100.0%	100.0%
Peyton 23 JT	0	0	0	0.0%	0.0%	0.0%	0	0	0	0.0%	0.0%	0.0%	0	0	0	0.0%	0.0%	0.0%	0	0	0	0.0%	0.0%	0.0%	0	0	0	0.0%	0.0%	0.0%
Hanover 28	0	0	0	0.0%	0.0%	0.0%	0	1	1	0.0%	50.0%	50.0%	0	0	0	0.0%	0.0%	0.0%	0	1	1	0.0%	100.0%	100.0%	0	1	1	0.0%	100.0%	100.0%
Lewis-Palmer 38	1	1	2	100.0%	100.0%	100.0%	1	1	2	100.0%	100.0%	100.0%	0	1	1	0.0%	100.0%	100.0%	2	1	3	100.0%	100.0%	100.0%	2	1	3	100.0%	100.0%	100.0%
Falcon 49	13	15	28	92.9%	93.8%	93.3%	16	11	27	84.2%	91.7%	87.1%	18	19	37	90.0%	95.0%	92.5%	22	13	35	78.6%	81.3%	79.5%	22	13	35	78.6%	81.3%	79.5%
Edison 54 JT	0	0	0	0.0%	0.0%	0.0%	0	0	0	0.0%	0.0%	0.0%	0	0	0	0.0%	0.0%	0.0%	0	0	0	0.0%	0.0%	0.0%	0	0	0	0.0%	0.0%	0.0%
Miami/Yoder 60 JT	0	1	1	0.0%	100.0%	100.0%	0	0	0	0.0%	0.0%	0.0%	0	0	0	0.0%	0.0%	0.0%	1	0	1	50.0%	0.0%	50.0%	1	0	1	50.0%	0.0%	50.0%
FREMONT COUNTY																														
Canon City RE-1	0	0	0	0.0%	0.0%	0.0%	1	0	1	100.0%	0.0%	100.0%	3	0	3	100.0%	0.0%	100.0%	1	1	2	50.0%	100.0%	66.7%	1	1	2	50.0%	100.0%	66.7%
Florence RE-2	0	0	0	0.0%	0.0%	0.0%	0	0	0	0.0%	0.0%	0.0%	0	0	0	0.0%	0.0%	0.0%	0	0	0	0.0%	0.0%	0.0%	0	0	0	0.0%	0.0%	0.0%
Cotopaxi RE-3	0	0	0	0.0%	0.0%	0.0%	1	0	1	100.0%	0.0%	100.0%	1	0	1	100.0%	0.0%	100.0%	0	0	0	0.0%	0.0%	0.0%	0	0	0	0.0%	0.0%	0.0%
GARFIELD COUNTY																														
Roaring Fork RE-1	0	1	1	0.0%	100.0%	100.0%	0	0	0	0.0%	0.0%	0.0%	0	0	0	0.0%	0.0%	0.0%	0	1	1	0.0%	100.0%	100.0%	0	1	1	0.0%	100.0%	100.0%
Garfield RE-2	0	0	0	0.0%	0.0%	0.0%	1	0	1	100.0%	0.0%	100.0%	0	0	0	0.0%	0.0%	0.0%	0	0	0	0.0%	0.0%	0.0%	0	0	0	0.0%	0.0%	0.0%
Garfield 16	0	0	0	0.0%	0.0%	0.0%	0	0	0	0.0%	0.0%	0.0%	1	0	1	100.0%	0.0%	100.0%	0	0	0	0.0%	0.0%	0.0%	0	0	0	0.0%	0.0%	0.0%
GILPIN COUNTY																														
Gilpin County RE-1	0	0	0	0.0%	0.0%	0.0%	0	1	1	0.0%	100.0%	100.0%	0	0	0	0.0%	0.0%	0.0%	0	0	0	0.0%	0.0%	0.0%	0	0	0	0.0%	0.0%	0.0%
GRAND COUNTY																														
West Grand 1-JT	0	0	0	0.0%	0.0%	0.0%	0	0	0	0.0%	0.0%	0.0%	0	0	0	0.0%	0.0%	0.0%	0	0	0	0.0%	0.0%	0.0%	0	0	0	0.0%	0.0%	0.0%
East Grand 2	1	0	1	100.0%	.0%	100.0%	0	0	0	0.0%	0.0%	0.0%	1	0	1	100.0%	0.0%	100.0%	0	0	0	0.0%	0.0%	0.0%	0	0	0	0.0%	0.0%	0.0%
GUNNISON COUNTY																														
Gunnison Watershed RE1J	0	0	0	0.0%	0.0%	0.0%	0	0	0	0.0%	0.0%	0.0%	1	0	1	100.0%	0.0%	100.0%	0	0	0	0.0%	0.0%	0.0%	0	0	0	0.0%	0.0%	0.0%
HINSDALE COUNTY																														
Hinsdale County RE 1	0	0	0	0.0%	0.0%	0.0%	0	0	0	0.0%	0.0%	0.0%	0	0	0	0.0%	0.0%	0.0%	0	0	0	0.0%	0.0%	0.0%	0	0	0	0.0%	0.0%	0.0%
HUERFANO COUNTY																														
Huerfano RE-1	1	0	1	50.0%	0.0%	33.3%	0	0	0	0.0%	0.0%	0.0%	0	0	0	0.0%	0.0%	0.0%	0	0	0	0.0%	0.0%	0.0%	0	0	0	0.0%	0.0%	0.0%
La Veta RE-2	0	0	0	0.0%	0.0%	0.0%	0	0	0	0.0%	0.0%	0.0%	0	0	0	0.0%	0.0%	0.0%	0	0	0	0.0%	0.0%	0.0%	0	0	0	0.0%	0.0%	0.0%
JACKSON COUNTY																														
North Park R-1	0	0	0	0.0%	0.0%	0.0%	0	0	0	0.0%	0.0%	0.0%	0	0	0	0.0%	0.0%	0.0%	0	0	0	0.0%	0.0%	0.0%	0	0	0	0.0%	0.0%	0.0%



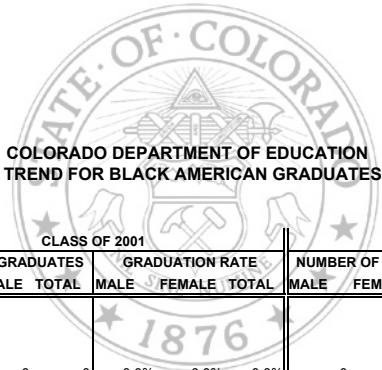
**COLORADO DEPARTMENT OF EDUCATION
FOUR-YEAR TREND FOR BLACK AMERICAN GRADUATES (2000-2003)**

COUNTY/DISTRICT	CLASS OF 2000						CLASS OF 2001						CLASS OF 2002						CLASS OF 2003					
	NUMBER OF GRADUATES			GRADUATION RATE			NUMBER OF GRADUATES			GRADUATION RATE			NUMBER OF GRADUATES			GRADUATION RATE			NUMBER OF GRADUATES			GRADUATION RATE		
	MALE	FEMALE	TOTAL	MALE	FEMALE	TOTAL	MALE	FEMALE	TOTAL	MALE	FEMALE	TOTAL	MALE	FEMALE	TOTAL	MALE	FEMALE	TOTAL	MALE	FEMALE	TOTAL	MALE	FEMALE	TOTAL
JEFFERSON COUNTY																								
Jefferson County R-1	27	26	53	75.0%	83.9%	79.1%	31	20	51	75.6%	66.7%	71.8%	32	34	66	50.8%	81.0%	62.9%	30	24	54	66.7%	64.9%	65.9%
KIOWA COUNTY																								
Eads RE-1	0	0	0	0.0%	0.0%	0.0%	0	0	0	0.0%	0.0%	0.0%	0	0	0	0.0%	0.0%	0.0%	1	0	1	100.0%	0.0%	100.0%
Plainview RE-2	0	0	0	0.0%	0.0%	0.0%	0	0	0	0.0%	0.0%	0.0%	0	0	0	0.0%	0.0%	0.0%	0	0	0	0.0%	0.0%	0.0%
KIT CARSON COUNTY																								
Arriba-Flagler C-20	0	0	0	0.0%	0.0%	0.0%	0	0	0	0.0%	0.0%	0.0%	0	0	0	0.0%	0.0%	0.0%	0	0	0	0.0%	0.0%	0.0%
Hi-Plains R-23	0	0	0	0.0%	0.0%	0.0%	0	0	0	0.0%	0.0%	0.0%	0	0	0	0.0%	0.0%	0.0%	0	0	0	0.0%	0.0%	0.0%
Stratton R-4	0	0	0	0.0%	0.0%	0.0%	0	0	0	0.0%	0.0%	0.0%	0	0	0	0.0%	0.0%	0.0%	0	0	0	0.0%	0.0%	0.0%
Bethune R-5	0	0	0	0.0%	0.0%	0.0%	0	0	0	0.0%	0.0%	0.0%	0	0	0	0.0%	0.0%	0.0%	0	0	0	0.0%	0.0%	0.0%
Burlington RE-6J	0	0	0	0.0%	0.0%	0.0%	0	0	0	0.0%	0.0%	0.0%	0	0	0	0.0%	0.0%	0.0%	0	0	0	0.0%	0.0%	0.0%
LAKE COUNTY																								
Lake County R-1	0	0	0	0.0%	0.0%	0.0%	0	0	0	0.0%	0.0%	0.0%	0	0	0	0.0%	0.0%	0.0%	0	0	0	0.0%	0.0%	0.0%
LA PLATA COUNTY																								
Durango 9-R	0	1	1	0.0%	100.0%	50.0%	1	0	1	50.0%	0.0%	33.3%	0	2	2	0.0%	66.7%	66.7%	0	0	0	0.0%	0.0%	0.0%
Bayfield 10 JT-R	0	0	0	0.0%	0.0%	0.0%	0	0	0	0.0%	0.0%	0.0%	0	0	0	0.0%	0.0%	0.0%	0	0	0	0.0%	0.0%	0.0%
Ignacio 11 JT	0	0	0	0.0%	0.0%	0.0%	0	0	0	0.0%	0.0%	0.0%	0	0	0	0.0%	0.0%	0.0%	0	0	0	0.0%	0.0%	0.0%
LARIMER COUNTY																								
Poudre R-1	6	2	8	75.0%	100.0%	80.0%	8	10	18	61.5%	90.9%	75.0%	7	6	13	100.0%	75.0%	86.7%	11	15	26	78.6%	93.8%	86.7%
Thompson R-2J	2	5	7	100.0%	83.3%	87.5%	2	2	4	80.0%	100.0%	66.7%	5	0	5	83.3%	0.0%	71.4%	3	1	4	75.0%	100.0%	80.0%
Park (Estes Park) R-3	0	0	0	0.0%	0.0%	0.0%	0	0	0	0.0%	0.0%	0.0%	0	0	0	0.0%	0.0%	0.0%	0	0	0	0.0%	0.0%	0.0%
LAS ANIMAS COUNTY																								
Trinidad 1	0	1	1	0.0%	100.0%	100.0%	0	0	0	0.0%	0.0%	0.0%	0	0	0	0.0%	0.0%	0.0%	0	0	0	0.0%	0.0%	0.0%
Primero Reorganized 2	0	0	0	0.0%	0.0%	0.0%	0	0	0	0.0%	0.0%	0.0%	0	0	0	0.0%	0.0%	0.0%	0	0	0	0.0%	0.0%	0.0%
Hoehne Reorganized 3	0	0	0	0.0%	0.0%	0.0%	0	0	0	0.0%	0.0%	0.0%	0	0	0	0.0%	0.0%	0.0%	0	0	0	0.0%	0.0%	0.0%
Aguilar Reorganized 6	0	0	0	0.0%	0.0%	0.0%	0	0	0	0.0%	0.0%	0.0%	0	0	0	0.0%	0.0%	0.0%	0	0	0	0.0%	0.0%	0.0%
Branson Reorganized 82	0	0	0	0.0%	0.0%	0.0%	0	0	0	0.0%	0.0%	0.0%	0	0	0	0.0%	0.0%	0.0%	0	0	0	0.0%	0.0%	0.0%
Kim Reorganized 88	0	0	0	0.0%	0.0%	0.0%	0	0	0	0.0%	0.0%	0.0%	0	0	0	0.0%	0.0%	0.0%	0	0	0	0.0%	0.0%	0.0%
LINCOLN COUNTY																								
Genoa-Hugo C113	0	0	0	0.0%	0.0%	0.0%	0	0	0	0.0%	0.0%	0.0%	0	0	0	0.0%	0.0%	0.0%	0	0	0	0.0%	0.0%	0.0%
Limon RE-4J	0	0	0	0.0%	0.0%	0.0%	0	0	0	0.0%	0.0%	0.0%	1	0	1	100.0%	0.0%	100.0%	0	0	0	0.0%	0.0%	0.0%
Karval RE-23	0	0	0	0.0%	0.0%	0.0%	0	0	0	0.0%	0.0%	0.0%	0	0	0	0.0%	0.0%	0.0%	0	0	0	0.0%	0.0%	0.0%
LOGAN COUNTY																								
Valley RE-1	0	1	1	0.0%	100.0%	100.0%	0	0	0	0.0%	0.0%	0.0%	0	0	0	0.0%	0.0%	0.0%	1	0	1	100.0%	0.0%	100.0%
Frenchman RE-3	0	0	0	0.0%	0.0%	0.0%	0	1	1	0.0%	100.0%	100.0%	0	0	0	0.0%	0.0%	0.0%	0	0	0	0.0%	0.0%	0.0%
Buffalo RE-4	0	0	0	0.0%	0.0%	0.0%	0	0	0	0.0%	0.0%	0.0%	0	0	0	0.0%	0.0%	0.0%	0	0	0	0.0%	0.0%	0.0%
Plateau RE-5	0	0	0	0.0%	0.0%	0.0%	0	0	0	0.0%	0.0%	0.0%	0	0	0	0.0%	0.0%	0.0%	0	0	0	0.0%	0.0%	0.0%

STATE OF COLORADO
 COLORADO DEPARTMENT OF EDUCATION
 FOUR-YEAR TREND FOR BLACK AMERICAN GRADUATES (2000-2003)

COUNTY/DISTRICT	CLASS OF 2000						CLASS OF 2001						CLASS OF 2002						CLASS OF 2003								
	NUMBER OF GRADUATES			GRADUATION RATE			NUMBER OF GRADUATES			GRADUATION RATE			NUMBER OF GRADUATES			GRADUATION RATE			NUMBER OF GRADUATES			GRADUATION RATE					
	MALE	FEMALE	TOTAL	MALE	FEMALE	TOTAL	MALE	FEMALE	TOTAL	MALE	FEMALE	TOTAL	MALE	FEMALE	TOTAL	MALE	FEMALE	TOTAL	MALE	FEMALE	TOTAL	MALE	FEMALE	TOTAL			
MESA COUNTY																											
De Beque 49JT	0	0	0	0.0%	0.0%	0.0%	0	0	0	0.0%	0.0%	0.0%	0	0	0	0.0%	0.0%	0.0%	0	0	0	0.0%	0.0%	0.0%	0	0	0
Plateau Valley 50	5	4	9	19.2%	15.4%	17.3%	3	3	6	15.0%	16.7%	15.8%	0	8	8	0.0%	47.1%	22.2%	2	2	4	100.0%	66.7%	80.0%	2	2	4
Mesa County Valley 51	1	8	9	33.3%	100.0%	81.8%	5	6	11	71.4%	85.7%	78.6%	3	1	4	33.3%	100.0%	40.0%	9	4	13	90.0%	80.0%	86.7%	9	4	13
MINERAL COUNTY																											
Creede Consolidated 1	0	0	0	0.0%	0.0%	0.0%	0	0	0	0.0%	0.0%	0.0%	0	0	0	0.0%	0.0%	0.0%	0	0	0	0.0%	0.0%	0.0%	0	0	0
MOFFAT COUNTY																											
Moffat County RE:NO 1	0	0	0	0.0%	0.0%	0.0%	0	0	0	0.0%	0.0%	0.0%	0	0	0	0.0%	0.0%	0.0%	1	0	1	100.0%	0.0%	100.0%	1	0	1
MONTEZUMA COUNTY																											
Montezuma-Cortez RE-1	0	0	0	0.0%	0.0%	0.0%	1	0	1	500.0%	0.0%	50.0%	1	0	1	100.0%	0.0%	100.0%	0	0	0	0.0%	0.0%	0.0%	0	0	0
Dolores RE-4A	0	1	1	0.0%	100.0%	100.0%	0	0	0	0.0%	0.0%	0.0%	0	0	0	0.0%	0.0%	0.0%	0	0	0	0.0%	0.0%	0.0%	0	0	0
Mancos RE-6	0	0	0	0.0%	0.0%	0.0%	0	0	0	0.0%	0.0%	0.0%	0	0	0	0.0%	0.0%	0.0%	0	0	0	0.0%	0.0%	0.0%	0	0	0
MONTROSE COUNTY																											
Montrose County RE-1J	1	0	1	100.0%	0.0%	100.0%	1	0	1	100.0%	0.0%	100.0%	0	0	0	0.0%	0.0%	0.0%	1	2	3	100.0%	100.0%	100.0%	1	2	3
West End RE-2	0	0	0	0.0%	0.0%	0.0%	0	0	0	0.0%	0.0%	0.0%	0	0	0	0.0%	0.0%	0.0%	0	0	0	0.0%	0.0%	0.0%	0	0	0
MORGAN COUNTY																											
Brush RE-2(J)	0	0	0	0.0%	0.0%	0.0%	1	0	1	100.0%	0.0%	100.0%	0	0	0	0.0%	0.0%	0.0%	0	0	0	0.0%	0.0%	0.0%	0	0	0
Fort Morgan RE-3	2	1	3	100.0%	100.0%	100.0%	0	0	0	0.0%	0.0%	0.0%	0	1	1	0.0%	100.0%	100.0%	0	0	0	0.0%	0.0%	0.0%	0	0	0
Weldon Valley RE-20(J)	0	0	0	0.0%	0.0%	0.0%	0	0	0	0.0%	0.0%	0.0%	0	0	0	0.0%	0.0%	0.0%	0	0	0	0.0%	0.0%	0.0%	0	0	0
Wiggins RE-50(J)	1	0	1	100.0%	0.0%	100.0%	0	0	0	0.0%	0.0%	0.0%	0	0	0	0.0%	0.0%	0.0%	0	0	0	0.0%	0.0%	0.0%	0	0	0
OTERO COUNTY																											
East Otero R-1	1	1	2	100.0%	100.0%	100.0%	1	2	3	100.0%	100.0%	100.0%	3	0	3	100.0%	0.0%	100.0%	0	2	2	0.0%	100.0%	100.0%	0	2	2
Rocky Ford R-2	0	0	0	0.0%	0.0%	0.0%	0	1	1	0.0%	100.0%	100.0%	0	0	0	0.0%	0.0%	0.0%	0	0	0	0.0%	0.0%	0.0%	0	0	0
Manzanola 3J	0	0	0	0.0%	0.0%	0.0%	0	0	0	0.0%	0.0%	0.0%	0	0	0	0.0%	0.0%	0.0%	0	0	0	0.0%	0.0%	0.0%	0	0	0
Fowler R-4J	0	0	0	0.0%	0.0%	0.0%	0	0	0	0.0%	0.0%	0.0%	0	1	1	0.0%	100.0%	100.0%	0	0	0	0.0%	0.0%	0.0%	0	0	0
Cheraw 31	0	0	0	0.0%	0.0%	0.0%	0	0	0	0.0%	0.0%	0.0%	0	0	0	0.0%	0.0%	0.0%	0	0	0	0.0%	0.0%	0.0%	0	0	0
Swink 33	1	0	1	100.0%	0.0%	100.0%	0	0	0	0.0%	0.0%	0.0%	0	0	0	0.0%	0.0%	0.0%	0	3	3	0.0%	100.0%	100.0%	0	3	3
OURAY COUNTY																											
Ouray R-1	0	0	0	0.0%	0.0%	0.0%	0	0	0	0.0%	0.0%	0.0%	0	0	0	0.0%	0.0%	0.0%	0	0	0	0.0%	0.0%	0.0%	0	0	0
Ridgway R-2	0	0	0	0.0%	0.0%	0.0%	0	0	0	0.0%	0.0%	0.0%	0	0	0	0.0%	0.0%	0.0%	0	0	0	0.0%	0.0%	0.0%	0	0	0
PARK COUNTY																											
Platte Canyon 1	1	0	1	100.0%	0.0%	100.0%	0	1	1	0.0%	100.0%	100.0%	0	0	0	0.0%	0.0%	0.0%	0	1	1	0.0%	100.0%	100.0%	0	1	1
Park County RE-2	0	0	0	0.0%	0.0%	0.0%	2	0	2	100.0%	0.0%	100.0%	0	0	0	0.0%	0.0%	0.0%	1	0	1	100.0%	0.0%	100.0%	1	0	1
PHILLIPS COUNTY																											
Holyoke RE-1J	0	0	0	0.0%	0.0%	0.0%	0	0	0	0.0%	0.0%	0.0%	0	0	0	0.0%	0.0%	0.0%	0	0	0	0.0%	0.0%	0.0%	0	0	0
Haxtun RE-2J	0	0	0	0.0%	0.0%	0.0%	0	0	0	0.0%	0.0%	0.0%	0	0	0	0.0%	0.0%	0.0%	0	0	0	0.0%	0.0%	0.0%	0	0	0
PITKIN COUNTY																											
Aspen 1	0	0	0	0.0%	0.0%	0.0%	0	0	0	0.0%	0.0%	0.0%	1	0	1	100.0%	0.0%	100.0%	0	0	0	0.0%	0.0%	0.0%	0	0	0

STATE OF COLORADO
 COLORADO DEPARTMENT OF EDUCATION
 FOUR-YEAR TREND FOR BLACK AMERICAN GRADUATES (2000-2003)



COUNTY/DISTRICT	CLASS OF 2000						CLASS OF 2001						CLASS OF 2002						CLASS OF 2003											
	NUMBER OF GRADUATES			GRADUATION RATE			NUMBER OF GRADUATES			GRADUATION RATE			NUMBER OF GRADUATES			GRADUATION RATE			NUMBER OF GRADUATES			GRADUATION RATE								
	MALE	FEMALE	TOTAL	MALE	FEMALE	TOTAL	MALE	FEMALE	TOTAL	MALE	FEMALE	TOTAL	MALE	FEMALE	TOTAL	MALE	FEMALE	TOTAL	MALE	FEMALE	TOTAL	MALE	FEMALE	TOTAL	MALE	FEMALE	TOTAL			
<u>PROWERS COUNTY</u>																														
Granada RE-1	0	0	0	0.0%	0.0%	0.0%	0	0	0	0.0%	0.0%	0.0%	0	0	0	0.0%	0.0%	0.0%	0	0	0	0.0%	0.0%	0.0%	0	0	0	0.0%	0.0%	0.0%
Lamar RE-2	0	0	0	0.0%	0.0%	0.0%	0	0	0	0.0%	0.0%	0.0%	0	0	0	0.0%	0.0%	0.0%	0	0	0	0.0%	0.0%	0.0%	0	0	0	0.0%	0.0%	0.0%
Holly RE-3	0	0	0	0.0%	0.0%	0.0%	0	0	0	0.0%	0.0%	0.0%	0	0	0	0.0%	0.0%	0.0%	0	0	0	0.0%	0.0%	0.0%	0	0	0	0.0%	0.0%	0.0%
Wiley RE-13 JT	0	0	0	0.0%	0.0%	0.0%	0	0	0	0.0%	0.0%	0.0%	0	0	0	0.0%	0.0%	0.0%	0	0	0	0.0%	0.0%	0.0%	0	0	0	0.0%	0.0%	0.0%
<u>PUEBLO COUNTY</u>																														
Pueblo City 60	16	6	22	84.2%	85.7%	84.6%	11	9	20	78.6%	90.0%	83.3%	11	13	24	68.8%	86.7%	77.4%	7	9	16	87.5%	90.0%	88.9%						
Pueblo County Rural 70	1	1	2	50.0%	33.3%	40.0%	1	0	1	20.0%	0.0%	16.7%	1	2	3	100.0%	100.0%	100.0%	0	0	0	0.0%	0.0%	0.0%						
<u>RIO BLANCO COUNTY</u>																														
Meeker RE1	0	0	0	0.0%	0.0%	0.0%	0	0	0	0.0%	0.0%	0.0%	0	0	0	0.0%	0.0%	0.0%	0	0	0	0.0%	0.0%	0.0%	0	0	0	0.0%	0.0%	0.0%
Rangely RE-4	0	0	0	0.0%	0.0%	0.0%	0	0	0	0.0%	0.0%	0.0%	0	0	0	0.0%	0.0%	0.0%	0	0	0	0.0%	0.0%	0.0%	0	0	0	0.0%	0.0%	0.0%
<u>RIO GRANDE COUNTY</u>																														
Del Norte C-7	0	0	0	0.0%	0.0%	0.0%	0	0	0	0.0%	0.0%	0.0%	0	0	0	0.0%	0.0%	0.0%	0	0	0	0.0%	0.0%	0.0%	0	0	0	0.0%	0.0%	0.0%
Monte Vista C-8	0	0	0	0.0%	0.0%	0.0%	0	0	0	0.0%	0.0%	0.0%	0	0	0	0.0%	0.0%	0.0%	0	2	2	0.0%	100.0%	100.0%						
Sargent RE-33J	0	0	0	0.0%	0.0%	0.0%	0	0	0	0.0%	0.0%	0.0%	0	0	0	0.0%	0.0%	0.0%	0	0	0	0.0%	0.0%	0.0%	0	0	0	0.0%	0.0%	0.0%
<u>ROUTT COUNTY</u>																														
Hayden RE-1	0	0	0	0.0%	0.0%	0.0%	0	0	0	0.0%	0.0%	0.0%	0	1	1	0.0%	100.0%	100.0%	0	0	0	0.0%	0.0%	0.0%						
Steamboat Springs RE-2	0	0	0	0.0%	0.0%	0.0%	0	0	0	0.0%	0.0%	0.0%	0	0	0	0.0%	0.0%	0.0%	0	0	0	0.0%	0.0%	0.0%	0	0	0	0.0%	0.0%	0.0%
South Routt RE 3	0	0	0	0.0%	0.0%	0.0%	0	0	0	0.0%	0.0%	0.0%	0	0	0	0.0%	0.0%	0.0%	0	0	0	0.0%	0.0%	0.0%	0	0	0	0.0%	0.0%	0.0%
<u>SAGUACHE COUNTY</u>																														
Mountain Valley RE 1	0	0	0	0.0%	0.0%	0.0%	0	0	0	0.0%	0.0%	0.0%	0	0	0	0.0%	0.0%	0.0%	0	0	0	0.0%	0.0%	0.0%	0	0	0	0.0%	0.0%	0.0%
Moffat 2	0	0	0	0.0%	0.0%	0.0%	0	0	0	0.0%	0.0%	0.0%	0	0	0	0.0%	0.0%	0.0%	0	0	0	0.0%	0.0%	0.0%	0	0	0	0.0%	0.0%	0.0%
Center 26 JT	0	0	0	0.0%	0.0%	0.0%	0	0	0	0.0%	0.0%	0.0%	0	1	1	0.0%	100.0%	100.0%	0	0	0	0.0%	0.0%	0.0%	0	0	0	0.0%	0.0%	0.0%
<u>SAN JUAN COUNTY</u>																														
Silverton 1	0	0	0	0.0%	0.0%	0.0%	0	0	0	0.0%	0.0%	0.0%	0	0	0	0.0%	0.0%	0.0%	0	0	0	0.0%	0.0%	0.0%	0	0	0	0.0%	0.0%	0.0%
<u>SAN MIGUEL COUNTY</u>																														
Telluride R-1	0	0	0	0.0%	0.0%	0.0%	0	1	1	0.0%	100.0%	100.0%	0	0	0	0.0%	0.0%	0.0%	0	0	0	0.0%	0.0%	0.0%	0	0	0	0.0%	0.0%	0.0%
Norwood R-2J	1	0	1	100.0%	0.0%	100.0%	0	0	0	0.0%	0.0%	0.0%	0	0	0	0.0%	0.0%	0.0%	0	0	0	0.0%	0.0%	0.0%	0	0	0	0.0%	0.0%	0.0%
<u>SEDGWICK COUNTY</u>																														
Julesburg RE-1	1	1	2	100.0%	100.0%	100.0%	0	0	0	0.0%	0.0%	0.0%	0	0	0	0.0%	0.0%	0.0%	0	0	0	0.0%	0.0%	0.0%	0	0	0	0.0%	0.0%	0.0%
Platte Valley RE-3	0	0	0	.0%	.0%	.0%	0	0	0	0.0%	0.0%	0.0%	0	0	0	0.0%	0.0%	0.0%	0	0	0	0.0%	0.0%	0.0%	0	0	0	0.0%	0.0%	0.0%
<u>SUMMIT COUNTY</u>																														
Summit RE-1	0	0	0	0.0%	0.0%	0.0%	0	0	0	0.0%	0.0%	0.0%	0	0	0	0.0%	0.0%	0.0%	0	0	0	0.0%	0.0%	0.0%	0	0	0	0.0%	0.0%	0.0%
<u>TELLER COUNTY</u>																														
Cripple Creek-Victor RE-1	0	0	0	0.0%	0.0%	0.0%	0	0	0	0.0%	0.0%	0.0%	0	0	0	0.0%	0.0%	0.0%	0	0	0	0.0%	0.0%	0.0%	0	0	0	0.0%	0.0%	0.0%
Woodland Park RE-2	0	1	1	0.0%	100.0%	100.0%	0	2	2	0.0%	100.0%	100.0%	0	3	3	0.0%	100.0%	100.0%	0	0	0	0.0%	0.0%	0.0%	0	0	0	0.0%	0.0%	0.0%



COLORADO DEPARTMENT OF EDUCATION
FOUR-YEAR TREND FOR BLACK AMERICAN GRADUATES (2000-2003)

COUNTY/DISTRICT	CLASS OF 2000						CLASS OF 2001						CLASS OF 2002						CLASS OF 2003								
	NUMBER OF GRADUATES			GRADUATION RATE			NUMBER OF GRADUATES			GRADUATION RATE			NUMBER OF GRADUATES			GRADUATION RATE			NUMBER OF GRADUATES			GRADUATION RATE					
	MALE	FEMALE	TOTAL	MALE	FEMALE	TOTAL	MALE	FEMALE	TOTAL	MALE	FEMALE	TOTAL	MALE	FEMALE	TOTAL	MALE	FEMALE	TOTAL	MALE	FEMALE	TOTAL	MALE	FEMALE	TOTAL			
WASHINGTON COUNTY																											
Akron R-1	0	0	0	0.0%	0.0%	0.0%	0	0	0	0.0%	0.0%	0.0%	0	0	0	0.0%	0.0%	0.0%	0	0	0	0.0%	0.0%	0.0%	0	0	0
Arickaree R-2	0	0	0	0.0%	0.0%	0.0%	0	0	0	0.0%	0.0%	0.0%	0	0	0	0.0%	0.0%	0.0%	0	0	0	0.0%	0.0%	0.0%	0	0	0
Otis R-3	0	0	0	0.0%	0.0%	0.0%	0	0	0	0.0%	0.0%	0.0%	0	0	0	0.0%	0.0%	0.0%	0	0	0	0.0%	0.0%	0.0%	0	0	0
Lone Star 101	0	0	0	0.0%	0.0%	0.0%	0	0	0	0.0%	0.0%	0.0%	0	0	0	0.0%	0.0%	0.0%	0	0	0	0.0%	0.0%	0.0%	0	0	0
Woodlin R-104	0	0	0	0.0%	0.0%	0.0%	0	0	0	0.0%	0.0%	0.0%	0	0	0	0.0%	0.0%	0.0%	0	0	0	0.0%	0.0%	0.0%	0	0	0
WELD COUNTY																											
Gilcrest RE-1	0	1	1	0.0%	100.0%	100.0%	0	1	1	0.0%	100.0%	100.0%	2	0	2	100.0%	0.0%	100.0%	0	0	0	0.0%	0.0%	0.0%	0	0	0
Eaton RE-2	0	0	0	0.0%	0.0%	0.0%	0	0	0	0.0%	0.0%	0.0%	1	0	1	100.0%	0.0%	100.0%	0	0	0	0.0%	0.0%	0.0%	0	0	0
Keenesburg RE-3(J)	0	0	0	0.0%	0.0%	0.0%	0	0	0	0.0%	0.0%	0.0%	0	0	0	0.0%	0.0%	0.0%	0	0	0	0.0%	0.0%	0.0%	0	0	0
Windsor RE-4	0	1	1	0.0%	100.0%	100.0%	0	0	0	2.0%	0.0%	0.0%	0	0	0	0.0%	0.0%	0.0%	0	0	0	0.0%	0.0%	0.0%	0	0	0
Johnstown-Milliken RE-5J	1	0	1	100.0%	0.0%	100.0%	0	0	0	0.0%	0.0%	0.0%	0	0	0	0.0%	0.0%	0.0%	1	0	1	100.0%	0.0%	100.0%	0	0	0
Greeley 6	2	5	7	100.0%	83.3%	87.5%	1	3	4	20.0%	100.0%	50.0%	4	2	6	100.0%	50.0%	75.0%	2	5	7	100.0%	83.3%	87.5%	0	0	0
Platte Valley RE-7	0	0	0	0.0%	0.0%	0.0%	0	0	0	0.0%	0.0%	0.0%	0	0	0	0.0%	0.0%	0.0%	0	0	0	0.0%	0.0%	0.0%	0	0	0
Weld County RE-8	1	1	2	100.0%	100.0%	100.0%	0	0	0	0.0%	0.0%	0.0%	0	0	0	0.0%	0.0%	0.0%	0	0	0	0.0%	0.0%	0.0%	0	0	0
Ault-Highland RE-9	0	0	0	0.0%	0.0%	0.0%	0	0	0	0.0%	0.0%	0.0%	0	0	0	0.0%	0.0%	0.0%	0	0	0	0.0%	0.0%	0.0%	0	0	0
Briggsdale RE-10	0	0	0	0.0%	0.0%	0.0%	0	0	0	0.0%	0.0%	0.0%	0	0	0	0.0%	0.0%	0.0%	0	0	0	0.0%	0.0%	0.0%	0	0	0
Prairie RE-11	0	0	0	0.0%	0.0%	0.0%	0	0	0	0.0%	0.0%	0.0%	0	0	0	0.0%	0.0%	0.0%	0	0	0	0.0%	0.0%	0.0%	0	0	0
Pawnee RE-12	0	0	0	0.0%	0.0%	0.0%	0	0	0	0.0%	0.0%	0.0%	0	0	0	0.0%	0.0%	0.0%	0	0	0	0.0%	0.0%	0.0%	0	0	0
YUMA COUNTY																											
West Yuma County RJ-1	0	0	0	0.0%	0.0%	0.0%	0	0	0	0.0%	0.0%	0.0%	CLOSED AT THE END OF JUNE 2001--SPLIT INTO YUMA 1 AND LIBERTY J-4 SCHOOL DISTRICTS														
East Yuma County RJ-2	0	0	0	0.0%	0.0%	0.0%	0	0	0	0.0%	0.0%	0.0%	CLOSED AT THE END OF JUNE 2001--SPLIT INTO WRAY RD-2 AND IDALIA RJ-3 SCHOOL DISTRICTS														
Yuma 1													0	0	0	0.0%	0.0%	0.0%	0	0	0	0.0%	0.0%	0.0%	0	0	0
Wray RD-2													0	0	0	0.0%	0.0%	0.0%	0	0	0	0.0%	0.0%	0.0%	0	0	0
Idalia RJ-3													0	0	0	0.0%	0.0%	0.0%	0	0	0	0.0%	0.0%	0.0%	0	0	0
Liberty J-4													0	0	0	0.0%	0.0%	0.0%	0	0	0	0.0%	0.0%	0.0%	0	0	0
COLORADO BOCES																											
Mountain BOCES	0	0	0	0.0%	0.0%	0.0%	1	0	1	100.0%	0.0%	100.0%	0	0	0	0.0%	0.0%	0.0%	0	0	0	0.0%	0.0%	0.0%	0	0	0
Centennial BOCES	0	0	0	0.0%	0.0%	0.0%	0	0	0	0.0%	0.0%	0.0%	0	0	0	0.0%	0.0%	0.0%	0	1	1	0.0%	100.0%	100.0%	0	0	0
Pikes Peak BOCES	0	0	0	0.0%	0.0%	0.0%	1	1	2	100.0%	100.0%	100.0%	0	0	0	0.0%	0.0%	0.0%	1	0	1	100.0%	0.0%	100.0%	0	0	0
Southwest BOCES													0	0	0	0.0%	0.0%	0.0%	0	0	0	0.0%	0.0%	0.0%	0	0	0
Expeditionary BOCES	0	0	0	0.0%	0.0%	0.0%	0	0	0	0.0%	0.0%	0.0%	1	1	2	50.0%	100.0%	66.7%	0	0	0	0.0%	0.0%	0.0%	0	0	0
Santa Fe Trail BOCES	0	0	0	0.0%	0.0%	0.0%	0	0	0	0.0%	0.0%	0.0%															
East Central BOCES																			0	0	0	0.0%	0.0%	0.0%	0	0	0
STATE TOTALS																											
STATE TOTALS	750	943	1,693	63.2%	74.6%	69.1%	801	880	1681	63.9%	74.8%	69.2%	828	970	1798	68.7%	78.7%	73.7%	839	1010	1849	71.6%	81.6%	76.8%			