

2022-2023 Kindergarten School Readiness File

Purpose:

To collect kindergarten school readiness data on kindergarten students in the first 60 calendar days of the school year.

Dependencies:



There are no dependencies for the Kindergarten School Readiness (KSR) collection.

Record Expectation:

Districts are expected to submit one record per school and domain reported in the first 60 calendar days of the school year.



- Indicates Primary Key

Name of Field	Field Length	Text Start Position	Text End Position	CSV Order	Excel Column	Examples	Remarks
Kindergarten School Readiness File							
NOTE: ZERO-FILL ALL NON-APPLICABLE FIELDS							
*Indicates required							
School District/BOCES Code* 	4	1	4	1	A2	0000	
School Code* 	4	5	8	2	B2	0000	
Total number of students	6	9	14	3	C2	40034	
Domain	38	15	52	4	D2	PHYS, LANG	
Total number of students in domain	6	53	58	5	E2	2346	
Total number of female students in the domain	6	59	64	6	F2	1243	
Total number of male students in the domain	6	65	70	7	G2	1103	
Total number of students not eligible for free and reduced lunch in domain	6	71	76	8	H2	16	



2022-2023 Kindergarten School Readiness File

Total number of students eligible for free and reduced lunch in domain	6	77	82	9	I2	74	
Total number of students whose eligibility is unknown for free and reduced lunch in domain	6	83	88	10	J2	109	
Total number of Hispanic or Latino students in domain	6	89	94	11	K2	784	
Total number of American Indian or Alaska Native students in domain	6	95	100	12	L2	89	
Total number of Asian students in domain	6	101	106	13	M2	74	
Total number of Black or African American students in domain	6	107	112	14	N2	109	
Total number of White students in domain	6	113	118	15	O2	1269	
Total number of Native Hawaiian or other Pacific Islander students in domain	6	119	124	16	P2	5	
Total number of students who identify as two or more races in domain	6	125	130	17	Q2	89	
Total number of students whose race/ethnicity is unknown in domain	6	131	136	18	R2	67	

Kindergarten School Readiness File

NOTE: Zero-fill non-applicable fields. No blanks are allowed.

School District/BOCES Code – A unique code assigned to a district by CDE. Refer to School District/BOCES Code table. Refer to the “District/BOCES Codes” worksheet posted at http://www.cde.state.co.us/datapipeline/org_orgcodes for a listing of district and BOCES codes.

School Code – A unique code assigned by CDE to a school building. Refer to “School Building Codes” posted at http://www.cde.state.co.us/datapipeline/org_orgcodes for a listing of school codes.

Total number of students – This is the total count of students for the district and school.

Domain – The domain(s) in which a student is meeting or exceeding expectations. The following is a list of the domains: physical and motor development, social and emotional development, language and comprehension development, cognition, mathematics, and literacy.



2022-2023 Kindergarten School Readiness File

None	Not meeting or exceeding expectations in any domains
PHYS	Student is meeting or exceeding expectations in Physical and Motor Development domain
SOC	Student is meeting or exceeding expectations in Social and Emotional Development domain
LANG	Student is meeting or exceeding expectations in Language and Comprehension Development domain
COG	Student is meeting or exceeding expectations in Cognition domain
MATH	Student is meeting or exceeding expectations in Mathematics domain
LIT	Student is meeting or exceeding expectations in Literacy domain

Total number of students in domain – This is the total count of students for the district, school, and domain.

Total number of female students in domain – This is the total count of female students for the district, school, and domain.

Total number of male students in domain – This is the total count of male students for the district, school and domain.


Total number of students not eligible for free and reduced lunch – This is the total count of students who are not eligible for free and reduced lunch in the district, school, and domain.

Total number of students eligible for free and reduced lunch – This is the total count of students who are eligible for free and reduced lunch in the district, school, and domain.

Total number of students whose eligibility is unknown for free and reduced lunch – This is the total count of students whose free and reduced lunch is unknown in the district, school, and domain.

Total number of Hispanic or Latino students in domain – This is the total count of Hispanic or Latino student for the district, school and domain.

Total number of American Indian or Alaska Native students in domain – This is the total count of American Indian or Alaska Native students for the district, school, and domain.



2022-2023 Kindergarten School Readiness File

Total number of Asian students in domain – This is the total count of Asian students for the district, school and domain.

Total number of Black or African American students in domain – This is the total count of Black or African American students for the district, school, and domain.

Total number of White students in domain – This is the total number count of White students for the district, school, and domain.

Total number of Native Hawaiian or other Pacific Islander students in domain – This is the total count of Native Hawaiian or other Pacific Islander students for the district, school, and domain.

Total number of students who identify as two or more races in domain – This is the total count of students who identify as two or more races for the district, school, and domain.

Total number of students whose race/ethnicity is unknown in domain – This is the total count of students whose race is unknown for the district, school, and domain.

