

GED Participation & Outcomes

FY 2014-15 Report



COLORADO
Department of Education

Background

The GED is the Colorado State Board of Education approved high school equivalency examination used as the qualifying instrument to award Colorado's High School Equivalency Diploma. In January 2014, an updated version of the GED is being used in Colorado, which is aligned to more rigorous standards. Attaining this diploma reflects test taker's readiness for postsecondary education and the workforce.

Due to a surge of testers taking the test in 2013 and public campaigns encouraging the public to do so, there was an expected decrease in GED testers in 2014. Additionally, because both testers and educators were unfamiliar with the 2014 GED, there were fewer testers ready to go at the beginning of 2014 to take the new test. However, throughout 2014, and into 2015, Colorado has had steady growth in both the number of testers and increasing pass rate for testers.

The GED is administered on the computer only, at approved testing centers, and is comprised of 4 content area tests: Math, Reasoning through Language Arts (RLA), Science and Social Studies.

The data reported below is for Fiscal Year 2014-15, with data covering GED testers from July 1, 2014 to June 30, 2015. Data is also disaggregated by age groups to capture data specific to youth (16-21 yrs old) and working adults (25+ yrs old).

FY 2014-15 GED Data Outcomes

Overall Participation

	Tests Taken	Testers	Completers	Passers
All ages	19,851	5,962	3,142	2,434
16-21 yrs	11,337	3,202	1,973	1,631
25+ yrs	6,135	2,030	803	560

Testers – taken at least 1 module; Completers – taken all 4 modules; Passers – taken & passed all 4 modules

Pass Rates

	Overall	Math	RLA	Science	Social Studies
All ages	77%	72%	84%	85%	80%
16-21 yrs	83%	78%	88%	90%	85%
25+ yrs	70%	62%	77%	77%	75%
National	63%	61%	77%	76%	71%

Average Scores & Scoring Levels

A passing score is a minimum of 150 in each content area. This score demonstrates skills equivalent to high school graduates. The 2014 GED also includes an honors score, which is a demonstration of skills required to be career and college-ready. An honors score is 170 and above by content area.



The data below indicates that testers in Colorado, on average, are earning passing scores, and of those that do not earn passing scores, they are within 5 to 6 points of passage. Additionally, of passers, the percentage of those earning an honors score varied by content areas. As with past versions of the GED, the math content area test score and pass rate is the lowest of the four content area tests.

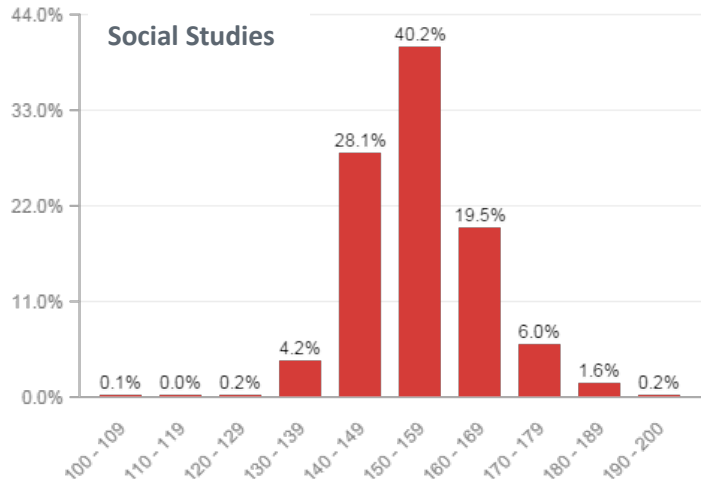
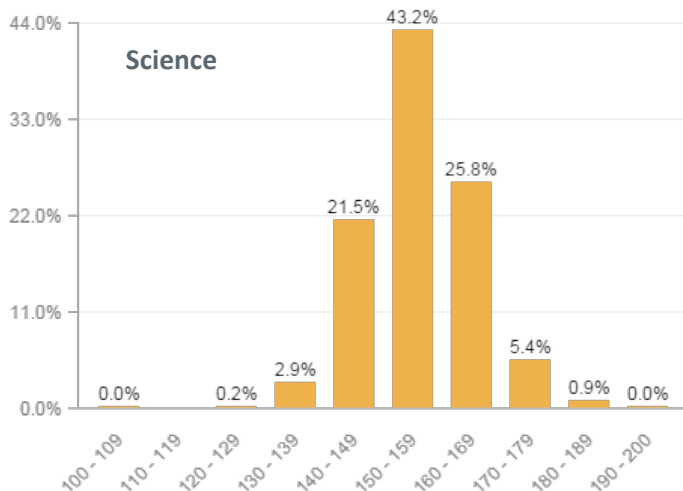
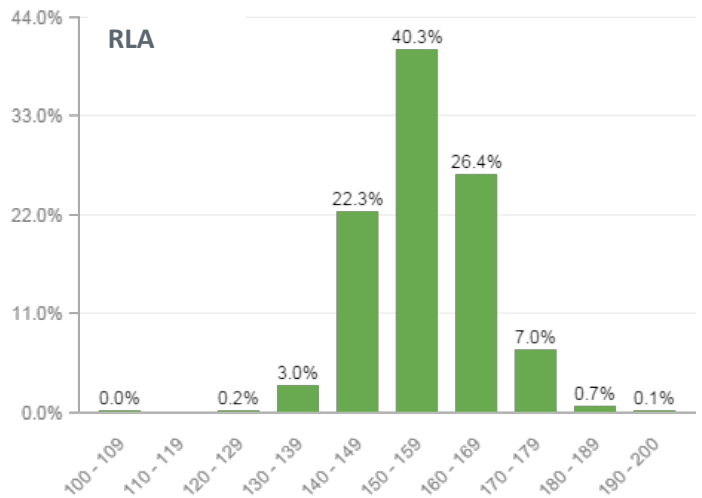
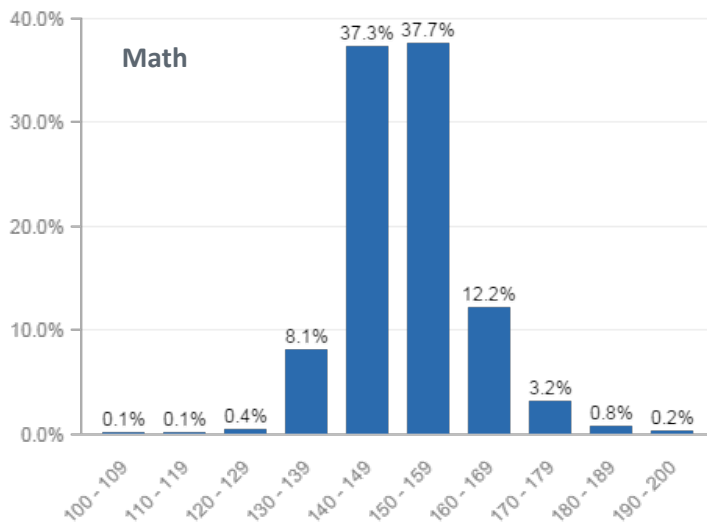
Average Scores

	Math	RLA	Science	Social Studies
All ages	153	157	157	156
16-21 yrs	155	158	158	157
25+ yrs	151	156	155	155

Average Non-passing Scores

	Math	RLA	Science	Social Studies
All ages	144	145	145	144
16-21 yrs	145	145	145	145
25+ yrs	143	145	144	144

Score Distribution (all ages)





Honors: Percent of passers earning an honors score

	Math	RLA	Science	Social Studies
All ages	6%	9%	7%	9%
16-21 yrs	8%	9%	9%	10%
25+ yrs	2%	8%	4%	7%

Average Time to Pass

The graph below outlines the average number of days between each step of the process of accessing and taking the individual GED modules. On average, a tester takes under 3 months (86 days) between the creation of an account to register to take the GED and passing all 4 GED exams.



Demographics

Overview

There is a slightly larger proportion of male than female testers, and the largest percent of testers are in the 16-19 year old age group. White testers comprised the largest percentage of testers, followed closely by Hispanic/Latino testers.

Gender

	Male	Female	Decline to answer
All ages	55%	44%	2%
16-21 yrs	58%	41%	2%
25+ yrs	51%	48%	2%

Age Distribution

16-19 yrs	20-24 yrs	25-29 yrs	30-34 yrs	35-39 yrs	40-49 yrs	50-59 yrs	60+ yrs
42%	24%	14%	8%	5%	5%	2%	0%



Race/Ethnicity

	White	Hispanic/Latino	Two or more races	Black/African American	Asian	Native American	Declined/None
All ages	40%	33%	19%	5%	1%	1%	2%
16-21 yrs	47%	27%	18%	4%	1%	1%	2%
25+ yrs	31%	41%	19%	5%	1%	1%	2%

Prior Education & Testing Motivation

Overview

The largest percentage of testers reported the 11th grade was the highest grade completed prior to testing. Personal reasons (e.g. cared for a family member, had to get a job) were the most often cited reason for not completing high school. Additionally, the most reported motivation for taking the GED was for educational gain (e.g. to enter a tech college, 2- or 4-yr degree program).

Highest Grade Completed

	Preschool – 5 th	6 th -8 th	9 th	10 th	11 th	12 th (did not graduate)	Never attended/don't remember
All ages	0%	5%	13%	26%	28%	23%	5%
16-21 yrs	0%	4%	10%	28%	30%	24%	4%
25+ yrs	0%	9%	16%	23%	25%	19%	7%

Note: self-report

Reason for Not Completing School

	Personal	Academic	Both Personal & Academic	Neither Personal/Academic	Does not apply – Home schooled	Does not apply – completed in other country
All ages	40%	15%	30%	9%	4%	2%
16-21 yrs	34%	20%	33%	6%	5%	1%
25+ yrs	45%	9%	25%	13%	2%	5%

Note: self-report, testers could select more than one option

Motivation to take the GED

	Educational Gain	Personal Gain	Work-related	Special Requirement	Entrance to Military
All ages	45%	25%	20%	8%	2%
16-21 yrs	53%	24%	16%	4%	3%
25+ yrs	33%	28%	26%	12%	1%

Note: self-report, testers could select more than one option