

August On the Menu:

Back to School



COLORADO
Department of Education



COLORADO

Department of Education

Zoom Information

Mute/
unmute

Video

Chat

Closed
Captions



Leave

Learning Objectives

Identify the key elements to ensure a smooth start to the 2023-24 school year

Describe how to properly claim meal reimbursement

Discern how to find resources to support child nutrition operations



Agenda

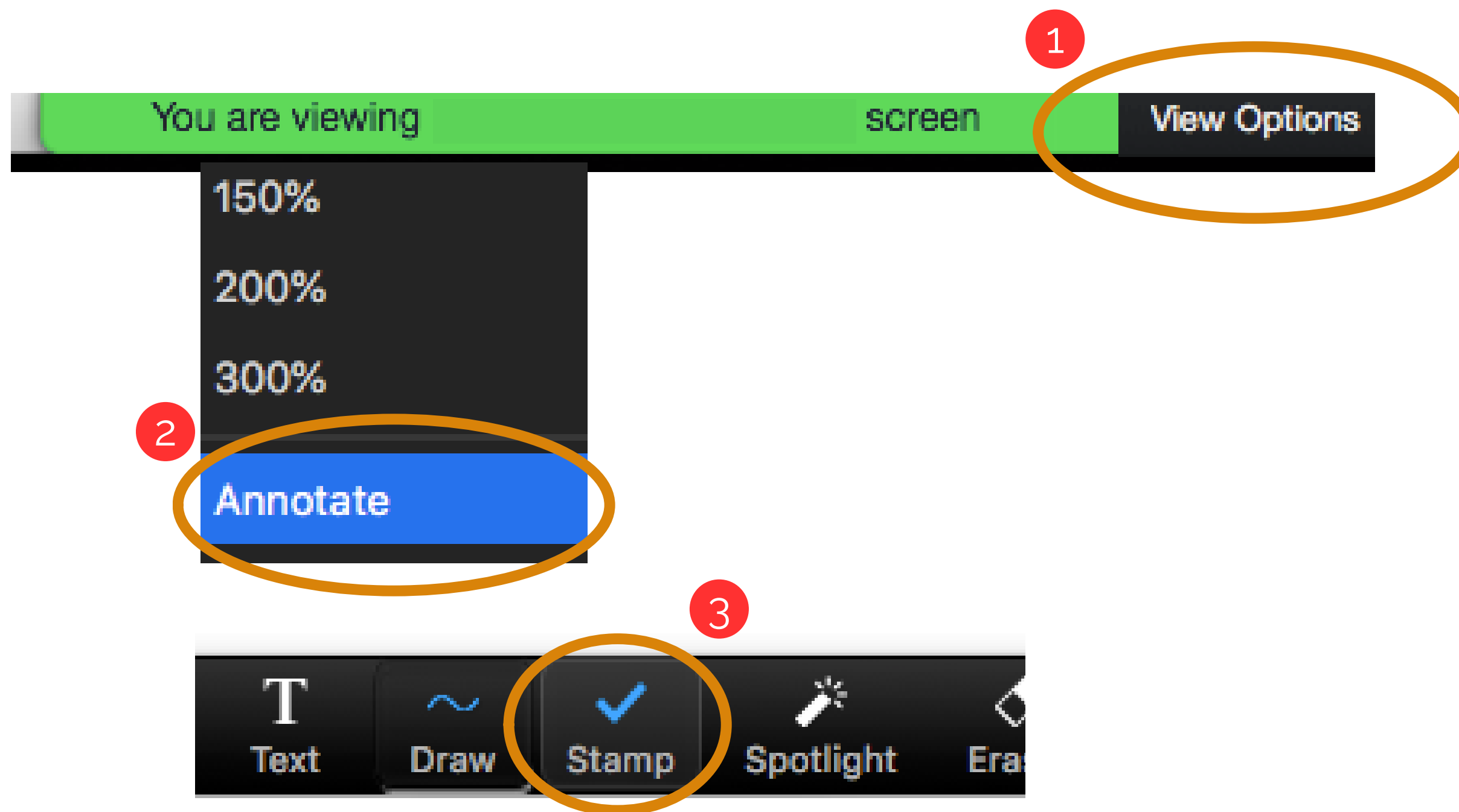
Back to School Checklist

- Spotlight: Meal

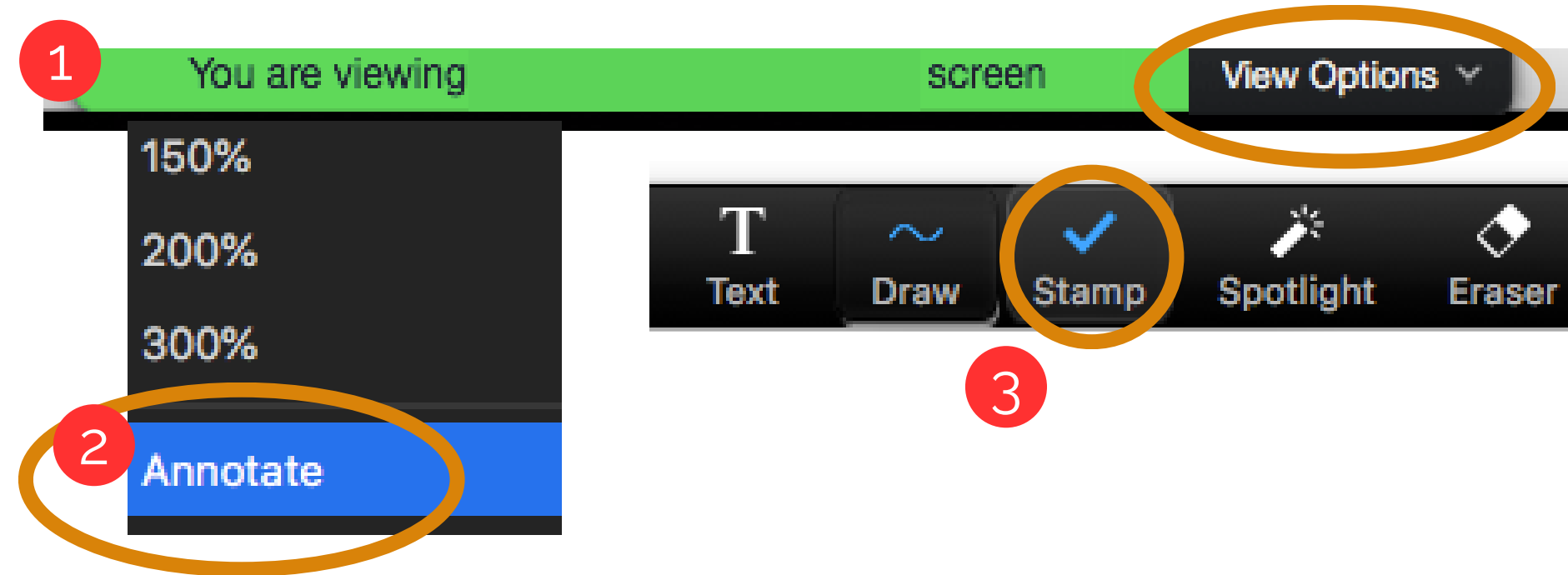
Counting & Claiming

Questions





Use the Annotate Tool to add a stamp to the photo that **BEST** finishes this sentence:



For School Year 2023-24,
I'm feeling...



Back to School Checklist

Back to School Checklist

Ensure a smooth start to the 2023-24 School Year

This checklist outlines key activities and tools to help sponsors prepare for a successful year. To start:

- Visit the [Events and Program Deadlines webpage](#) for additional deadlines.
- Subscribe to the [Dish, School Nutrition's Newsletter](#), for the latest program updates, reminders and resources.



Renewal Applications

- Submit your applications for the National School Lunch Program, School Breakfast Program, and Afterschool Snack Program in the [Child Nutrition Portal](#) no later than September 15, 2023. Find detailed application instructions on the [How to Apply webpage](#).
 - Afterschool Snack Program applications may be submitted anytime during the school year.

School Meal Eligibility and Household Income Forms

- [Distribute, collect, and process household income applications](#) to determine student eligibility:
 - Sponsors with no eligible Community Eligibility Provision sites: Use the standard free and reduced-price application.
 - Sponsors with some CEP sites: Use the combination form to streamline information collection between all sites.
 - Sponsors with district-wide CEP: Use the [FEDS form](#) for household income collection. (optional)
- Complete the first [Direct Certification](#) match in the Child Nutrition Portal prior to the first day of school.

Meal Counting & Claiming

- Ensure the Point Of Sale system is set up to claim meals by student eligibility (not required for sites operating CEP)
 - If participating in Healthy School Meals for All: ensure the POS is set up so no students will be charged for a meal. Sites not operating CEP must still count students by eligibility.
- Establish internal controls ([edit checks](#)) to ensure daily meal counts do not exceed the number of students eligible or in attendance. This will ensure an accurate claim for reimbursement is submitted. Follow unpaid meal charges protocols utilizing the [Unpaid Meal Charges Flyer](#) and [Debt and Donation Guidance](#) resources.
- Review the [updated meal claiming instructions](#) to ensure you will be prepared to enter claims prior to the deadline.

Serving Preschool Students

- Confirm program eligibility for any preschool students you plan to serve.

Civil Rights

- Utilize the [Civil Rights Requirements Self-Check](#) to review and document compliance.

Professional Standards

- Track all completed trainings on a training tracker with key area and learning objective codes.

Food Safety

- Contact your local public health agency to [request two food safety inspections](#) for the school year.

Resource Management

- Complete the [Paid Lunch Equity Tool](#) to ensure the paid meals price meets federal requirements.
 - Waived for sponsors participating in Healthy School Meals for All and/or CEP
- Complete the [Non-program Revenue Tool](#) to ensure pricing for non-program foods meets federal requirements.

Administrative Reviews and Technical Assistance Visits

- Check the [AR and TA cycle](#) to see if you will receive a review or a TA visit this year.

Healthy School Meals for All (HSMA)

- Sponsors participating in HSMA can use the [outreach toolkit](#) to share more information with your school community. This toolkit includes talking points on the importance of families providing household income information.
- Sponsors will opt in or out of the program via the renewal application. Applications must be submitted by September 15.
 - For more information on HSMA, visit the [webpage](#) and [frequently asked questions document](#).

CDE School Nutrition Contacts

- Review the [Point of Contact list](#) to determine who your CDE point person is for the upcoming school year. Your point person is your go-to person for answers to program questions and support with applications, reviews and technical assistance needs.

Spotlight: On the Menu

On The Menu Calls are held the fourth Thursday of each month from 2-3 p.m. unless otherwise noted. Topics reflect current happenings and required annual training and provide opportunities for networking with peers.

Upcoming On the Menu trainings (click on the link to register):

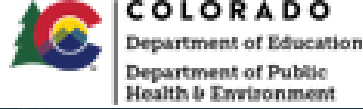
- [Aug 24: Back to School Checklist](#)
 - Cover all your bases for School Year 2023-24 operations, including an emphasis on claiming federal and state reimbursements
- [Sept 28: Verification](#)
- [Oct 26: Strategies to Address Hiring Challenges: Sponsor Panel](#)
 - Learn what's worked from other Colorado sponsors!
- [Nov 16: Healthy School Meals for All: Lessons Learned](#)



Renewal Applications

- Due September 15
 - HSMA opt-in
- Renewal Application Instructions

School Nutrition Programs




Applications | Claims | Compliance | Reports | Security | Search

Programs | Year | Help | Log Out

Applications > Application Packet >




School Year: 2023 - 2024

2023 - 2024 Application Packet

 NOT ON NDL
0040 Status: Active
School District
18551 E 160TH AVE
BRIGHTON, CO 80601-8519
Type of Agency: Educational Institution
Type of SNP Organization: Public

Packet Submitted Date: 07/13/2023
Packet Approved Date: 07/13/2023
Packet Original Approval Date: 06/29/2023
Packet Status: Approved

Packet Assigned To: Erin Opgenorth

Action	Form Name	Latest Version	Status
View Revise	 Sponsor Application	Rev. 2	Approved
Details	 Meal Pattern Compliance Dashboard		Approved
Details	 Checklist Summary (1)		
Details	NDL Application Packet Dashboard (61)		Complete

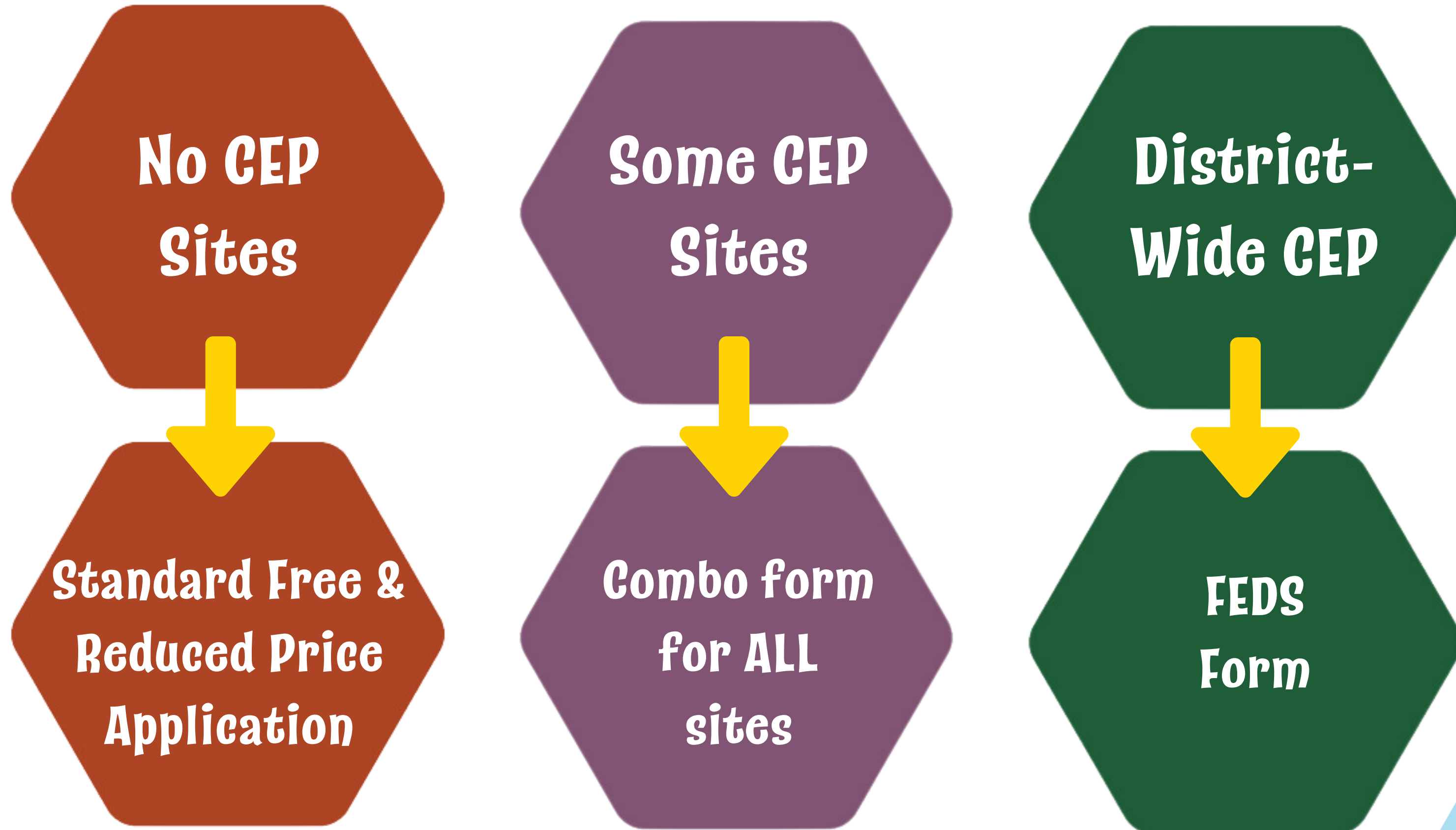
Site Applications	Approved	Pending	Return for Correction	Denied	Withdrawn/ Closed	Error	Total Applications
School Nutrition Program	27	0	0	0	0	0	27
Seamless Summer Option	0	0	0	0	0	0	0

[< Back](#) [Submit for Approval](#) [Approve](#) [Return](#) [Deny](#)

[Show Packet History](#)



School Meal Eligibility: Household Applications

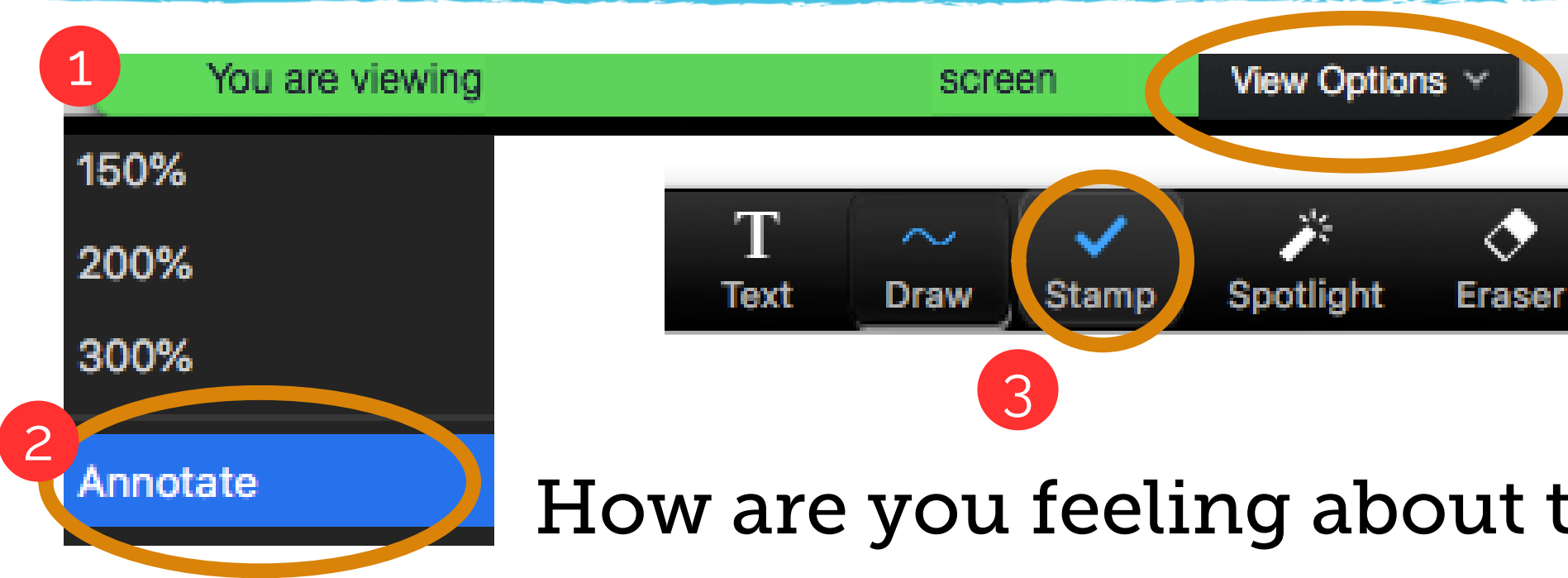


Program Eligibility Activities

	NSLP/SBP without HSMA	NSLP/SBP with HSMA (no CEP schools)	NSLP/SBP with HSMA (some CEP schools)	NSLP/SBP with HSMA (all CEP schools)
Must collect and process applications as part of normal operations	X	X	X (only for non-CEP schools)	
Must follow disclosure requirements	X	X	X	X
Must complete direct certification	X	X	X	X
Must complete verification	X	X	X (only for non-CEP schools)	
May collect a combo form at all sites			X	X
May use a student's eligibility status from prior year for 1st 30 days of new school year (carryover)	X	X	X	



Check-in



How are you feeling about the household income form to use and the related program eligibility activities?



Meal Counting & Claiming

Application

Section A - National School Lunch Program (NSLP)

A1. Months of Operation: (Check all that apply)

All: ☐ Jul: ☐ Aug: ☒ Sep: ☒ Oct: ☒ Nov: ☒ Dec: ☒
Jan: ☒ Feb: ☒ Mar: ☒ Apr: ☒ May: ☒ Jun: ☐

Days of the week meals are served and claimed for reimbursement: (Check all that apply)

Mon-Fri: ☐ Mon: ☒ Tue: ☒ Wed: ☒ Thu: ☒ Fri: ☐ Sat: ☐ Sun: ☐

A2. Meal Service Times

Begin Time: 10:00 AM

End Time: 1:00 PM

A3. Provisional Option request:

Not Participating

Section B - School Breakfast Program (SBP)

B1. Months of Operation: (Check all that apply)

All: ☐ Jul: ☐ Aug: ☒ Sep: ☒ Oct: ☒ Nov: ☒ Dec: ☒
Jan: ☒ Feb: ☒ Mar: ☒ Apr: ☒ May: ☒ Jun: ☐

Days of the week meals are served and claimed for reimbursement: (Check all that apply)

Mon-Fri: ☐ Mon: ☒ Tue: ☒ Wed: ☒ Thu: ☒ Fri: ☐ Sat: ☐ Sun: ☐



Meal Counting & Claiming

Application

Section A - National School Lunch Program (NSLP)

A1. Months of Operation: (Check all that apply)

All: ☐ Jul: ☐ Aug: ☒ Sep: ☒ Oct: ☒ Nov: ☒ Dec: ☒
Jan: ☒ Feb: ☒ Mar: ☒ Apr: ☒ May: ☒ Jun: ☐

Days of the week meals are served and claimed for reimbursement: (Check all that apply)

Mon-Fri: ☐ Mon: ☒ Tue: ☒ Wed: ☒ Thu: ☒ Fri: ☐ Sat: ☐ Sun: ☐

A2. Meal Service Times

Begin Time: 10:00 AM

End Time: 1:00 PM

A3. Provisional Option request:

Not Participating

Section B - School Breakfast Program (SBP)

B1. Months of Operation: (Check all that apply)

All: ☐ Jul: ☐ Aug: ☒ Sep: ☒ Oct: ☒ Nov: ☒ Dec: ☒
Jan: ☒ Feb: ☒ Mar: ☒ Apr: ☒ May: ☒ Jun: ☐

Days of the week meals are served and claimed for reimbursement: (Check all that apply)

Mon-Fri: ☐ Mon: ☒ Tue: ☒ Wed: ☒ Thu: ☒ Fri: ☐ Sat: ☐ Sun: ☐



Meal Consolidation

DAILY EDIT CHECK					DISTRICT _____				SCHOOL _____			
					MONTH _____		20 ____		PREPARED BY _____			
Eligible Students					Number of Student Breakfasts				Number of Student Lunches			
Date	Free	Reduced	Paid	Enrolled	Free	Reduced	Paid	Total	Free	Reduced	Paid	Total
10/2/2023	10	5	16	31	11	5	16	32	9	4	15	28
10/3/2023	10	5	16	31	9	4	15	28	10	6	14	30
10/4/2023	9	4	17	30	8	3	17	28	9	4	18	31
10/5/2023	10	5	16	31	9	4	15	28	9	4	15	28
10/6/2023	10	5	16	31	9	4	15	28	9	4	15	28
			0					0				0
			0					0				0
			0					0				0
			0					0				0
			0					0				0
			0					0				0
			0					0				0

Edit Check Tool



Accurate Claim Submission

- Paperwork/Reports
 - Point of Sale Meal Counts
 - Tally Sheets (Provisional Programs only)
- Rosters (if applicable)
- Pupil Count
- Best practice to compare current claims with previous ones to look for repetition or variations
- More than one person to enter and double check

Claim Import File
Layout Requirements



Meal Counts Explained


When do I count by student eligibility:

- Not operating HSMA
- Operating HSMA with non-CEP
- Base year Provision 2

When am I NOT required to count by student eligibility:

- Not operating HSMA but have CEP or non-base year Provision 2
- Operating HSMA and have CEP schools
- Operating HSMA and have non-base year Provision 2

Resource: [HSMA Comparison Chart](#)



Meal Counts Non-CEP Example

School Nutrition Program General Information

G1. Number of Children Approved for Free Meals:	53
G2. Number of Children Approved for Reduced Price Meals:	10
G3. Number of Enrolled Children:	111

National School Lunch Program

L1. Number Operating Days:	8
L2. Reimbursable Lunches Served	
a. Free Lunches Served:	256
b. Reduced Price Lunches Served:	44
c. Paid Lunches Served:	230
d. Total Lunches Served (a + b + c):	530

Meal Counts CEP Example

School Nutrition Program General Information

G1. Number of Children Approved for Free Meals:	426	75.660000 %
G2. Number of Children Approved for Reduced Price Meals:	0	0.000000 %
G3. Number of Enrolled Children:	563	

National School Lunch Program

L1. Number Operating Days:	8	
L2. Reimbursable Lunches Served		CEP %
a. Free Lunches Served:	2,643	75.660000 %
b. Reduced Price Lunches Served:	0	0.000000 %
c. Paid Lunches Served:	850	24.340000 %
d. Total Lunches Served (a + b + c):	3,493	100.000000 %



Submitting a Claim

Claim Month	Adj Number	Claim Status	Date Received
Apr 2023	0	Accepted	05/09/2023

Resources: Meal Counting and Claiming Training on Moodle
and Claiming Instructions



Remember:



- Adult Meals Cannot be Claimed in the Portal
- Application Accuracy is Important (i.e. Programs, Days and Months of Operation, etc.)
- Having One Person Enter Claim and Another to Review can Prevent Common Errors

Deadlines

Reimbursement Claim Due Dates



Claim submission deadlines for School Year 2023-24

The Child Nutrition reimbursement claim is subject to submission deadlines established by federal regulations. Specifically, a final claim for reimbursement, including revisions, shall be submitted to the state agency no later than 60 calendar days following the last day of the full month covered by the claim. Claims not submitted within 60 calendar days shall not be paid. [{7 CFR Part 210.8\(b\)\(1\)}](#).

Claims must be filed on a timely basis to avoid the possibility that a claim would not be payable. It is the sponsor’s responsibility to demonstrate timely submission of claims.

Reminder, a claim must show as an “Accepted” status in the CO Child Nutrition Portal (Online Claim System) to ensure timely submission. Claims left in a “Pending”, “Incomplete”, or “Error” status are not considered complete and will not be paid.

[Visit the How to Claim Webpage for more information and training resources.](#)

Claim Month	Claim Submission Due Date
July 2023	Friday, September 29, 2023
August 2023	Monday, October 30, 2023





Reimbursement Rates

For the School Breakfast, National School Lunch, Afterschool Snack, Special Milk and State Programs.

School Breakfast Program	
	<u>Regular</u>
Paid	\$0.38
Reduced-Price	\$1.98
Free	\$2.28
	<u>Severe Need*</u>
Paid	\$0.38
Reduced-Price	\$2.43
Free	\$2.73
<i>*Severe need breakfast rates are available only to those schools that served 40 percent or more free and reduced-price lunches during the 2022-2023 school year (July - last completed claim month). SP 02-2023</i>	
Afterschool Snack Program	
Paid	\$0.10
Reduced-Price	\$0.58
Free	\$1.17
State Programs - Breakfast	
Start Smart	
Reduced-Price	\$0.30
Healthy School Meals for All (HSMA)*	
Paid	\$1.90
<i>*Will only apply to qualifying sponsors that opt-in to HSMA.</i>	

National School Lunch Program	
	<u>Regular</u>
Paid	\$0.48
Reduced-Price	\$3.93
Free	\$4.33
	<u>Severe Need*</u>
Paid	\$0.50
Reduced-Price	\$3.95
Free	\$4.35
<i>*Severe need lunch rates are only for those school food authorities that served, on a district-wide basis, 60 percent or more free and reduced-price lunches during the 2022-2023 school year (July - last completed claim month). SP 02-2023</i>	
Special Milk Program	
Paid	\$0.2625
Free Milk	Average cost per ½ pint
State Programs - Lunch	
Lunch Protection	
Reduced-Price	\$0.40
Healthy School Meals for All (HSMA)*	
Paid	\$3.85
<i>*Will only apply to qualifying sponsors that opt-in to HSMA.</i>	

Notes

The lunch reimbursement rates include the additional performance-based **\$0.08** reimbursement (7 CFR parts 210 and 220). All Sponsors in Colorado receive the additional \$0.08, except for any new Sponsors not yet certified for the new meal patterns.

Where to Learn More

- [How to Claim webpage](#)
- [USDA Rates of Reimbursement website](#)
- [State Programs Reimbursement fact sheet](#)



Additional Federal Rates: SY 2023-24

Severe Need Breakfast	Schools that served 40 percent or more free and reduced-price lunches during the second preceding school year.	Site level determination	Reduced-price and Free receive an extra \$0.45
Two-Cent Differential Lunch	School food authorities/ sponsors that served, on a district-wide basis, 60 percent or more free and reduced-price lunches during the second preceding school year.	Sponsor level determination	Lunch is easier, it's \$0.02 extra for Paid, Reduced-price and Free
Performance Rate	All Sponsors in Colorado receive except for any new Sponsors not yet certified for the new meal patterns.	Certified Meal Pattern	Additional \$0.08 at Lunch



Additional State Rates

Resource: [State Funding for Reduced-Price and Paid Meals](#)

Start Smart	Reduced-Price Breakfast for Grades PK-12	\$0.30
Lunch Protection	Reduced-Price Lunch for PK-12	\$0.40
Healthy School Meals for All	*New* this School Year for Public Schools under CDE	Paid Meals Breakfast \$1.90 and Paid Meals Lunch \$3.85 equivalent to Federal Free Rate



Activity #1

Question 1:

Any concerns with meal counts?

Question 2:

How many reimbursable meals on Oct. 13 in each category:

- Free
- Reduced-Price
- Paid

Date Range: 10/2/2023 - 10/31/2023

Site code: 3421

Site Name:

Service:	Lunch	Operating Days:	22
Severe Need and/or High Need:	Y	Site Enrollment:	210
Attendance Factor:	96%	Free	70
Highest Number of Students:	215	Reduced-Price	20
Average Daily Attendance (ADA):	206	Paid	120

Date	Reimbursable Meals			
	Free	Reduced - Price	Paid	Total
10/2/2023	63	19	121	203
10/3/2023	65	20	115	200
10/4/2023	62	18	121	201
10/5/2023	64	17	123	204
10/6/2023	63	18	120	201
10/9/2023	63	18	120	201
10/10/2023	64	19	120	203
10/11/2023	64	17	122	203
10/12/2023	65	18	120	203
10/13/2023	62	18	124	204
10/16/2023	65	19	117	201
10/17/2023	63	20	118	201
10/18/2023	64	16	121	201
10/19/2023	61	18	126	205
10/20/2023	61	18	126	205
10/23/2023	62	19	124	205
10/24/2023	88	27	140	255
10/25/2023	65	16	124	205
10/26/2023	63	19	123	205
10/27/2023	62	15	128	205
10/30/2023	62	15	127	204



Activity #1 - Concerns?

Question 1:

Any concerns with meal counts?

Date Range: 10/2/2023 - 10/31/2023				
Site code: 3421			Site Name:	
Service:		Lunch	Operating Days:	22
Severe Need and/or High Need:		Y	Site Enrollment:	210
Attendance Factor:		96%	Free	70
Highest Number of Students:		215	Reduced-Price	20
Average Daily Attendance (ADA):		206	Paid	120
Date	Reimbursable Meals			
	Free	Reduced - Price	Paid	Total
10/2/2023	63	19	121	203
10/3/2023	65	20	115	200
10/4/2023	62	18	121	201
10/5/2023	64	17	123	204
10/6/2023	63	18	120	201
10/9/2023	63	18	120	201
10/10/2023	64	19	120	203
10/11/2023	64	17	122	203
10/12/2023	65	18	120	203
10/13/2023	62	18	124	204
10/16/2023	65	19	117	201
10/17/2023	63	20	118	201
10/18/2023	64	16	121	201
10/19/2023	61	18	126	205
10/20/2023	61	18	126	205
10/23/2023	62	19	124	205
10/24/2023	88	27	140	255
10/25/2023	65	16	124	205
10/26/2023	63	19	123	205
10/27/2023	62	15	128	205
10/30/2023	62	15	127	204



Activity #1 - Meal Counts

Question 2:

How many reimbursable meals on Oct. 13 in each category:

- Free
- Reduced-Price
- Paid

Date Range: 10/2/2023 - 10/31/2023			
Site code: 3421		Site Name:	
Service:	Lunch	Operating Days:	22
Severe Need and/or High Need:	Y	Site Enrollment:	210
Attendance Factor:	96%	Free	70
Highest Number of Students:	215	Reduced-Price	20
Average Daily Attendance (ADA):	206	Paid	120

Date	Reimbursable Meals			
	Free	Reduced - Price	Paid	Total
10/2/2023	63	19	121	203
10/3/2023	65	20	115	200
10/4/2023	62	18	121	201
10/5/2023	64	17	123	204
10/6/2023	63	18	120	201
10/9/2023	63	18	120	201
10/10/2023	64	19	120	203
10/11/2023	64	17	122	203
10/12/2023	65	18	120	203
10/13/2023	62	18	124	204
10/16/2023	65	19	117	201
10/17/2023	63	20	118	201
10/18/2023	64	16	121	201
10/19/2023	61	18	126	205
10/20/2023	61	18	126	205
10/23/2023	62	19	124	205
10/24/2023	88	27	140	255
10/25/2023	65	16	124	205
10/26/2023	63	19	123	205
10/27/2023	62	15	128	205
10/30/2023	62	15	127	204



Activity #2 - CEP Meal Counts

Question 1:

On Oct. 5, How many reimbursable meals

- Free
- Reduced-Price
- Paid

Question 2:

On Oct. 13, how many reimbursable meals

- Free
- Reduced-Price
- Paid

Date Range: 10/2/2023-10/31/2023		HSMA (Y or N)		Y			
Site code: 1234		Site Name:		Radish Elementary			
Service: Lunch		Operating Days: 22		Provisional Program: CEP			
Severe Need and/or High Need: No		Site Enrollment: 210		ISP % 52%			
Attendance Factor: 96%		Free 115		Free Claim% 0.832			
Highest Number of Students: 215		Reduced-Price 25		Paid Claim % 0.168			
Average Daily Attendance (ADA): 206		Paid 70					
Date	Reimbursable Meals				Federal Reimb	State Reimb	Total Reimb
	Free	Reduced - Price	Paid	Total			
10/2/2023	169		34	203			
10/3/2023	167		34	201			
10/4/2023	167		34	201			
10/5/2023	166		33	199			
10/6/2023	167		34	201			
10/9/2023	168		34	202			
10/10/2023	169		34	203			
10/11/2023	169		34	203			
10/12/2023	169		34	203			
10/13/2023				204			
10/16/2023	167		34	201			
10/17/2023	167		34	201			



Activity #2 - Calculating Meal Counts

Question 1:

On Oct. 5, How many reimbursable meals

- Free
- Reduced-Price
- Paid

Free: $199 \times 0.832 = 166$

Paid: $199 \times 0.168 = 33$

Reduced: N/A (CEP)

Date Range: 10/2/2023-10/31/2023				HSMA (Y or N)		Y	
Site code: 1234				Site Name:		Radish Elementary	
Service:		Lunch		Operating Days:		22	
Severe Need and/or High Need:		No		Provisional Program:		CEP	
Attendance Factor:		96%		Site Enrollment:		210	
Highest Number of Students:		215		ISP %		52%	
Average Daily Attendance (ADA):		206		Free Claim%		0.832	
				Paid Claim %		0.168	
	Reimbursable Meals						
Date	Free	Reduced - Price	Paid	Total	Federal Reimb	State Reimb	Total Reimb
10/2/2023	169		34	203			
10/3/2023	167		34	201			
10/4/2023	167		34	201			
10/5/2023	166		33	199			
10/6/2023	167		34	201			
10/9/2023	168		34	202			
10/10/2023	169		34	203			
10/11/2023	169		34	203			
10/12/2023	169		34	203			
10/13/2023				204			
10/16/2023	167		34	201			
10/17/2023	167		34	201			



Activity #2 - More Calculations

Question 2:

On Oct. 13, how many reimbursable meals

- Free
- Reduced-Price
- Paid

Free: $204 \times 0.832 = 170$

Paid: $204 \times 0.168 = 34$

Reduced: N/A (CEP)

Date Range:		10/2/2023-10/31/2023		HSMA (Y or N)		Y	
Site code:		1234		Site Name:		Radish Elementary	
Service:		Lunch		Operating Days:		22	
Severe Need and/or High Need:		No		Site Enrollment:		210	
Attendance Factor:		96%		Free		115	
Highest Number of Students:		215		Reduced-Price		25	
Average Daily Attendance (ADA):		206		Paid		70	
				Provisional Program:		CEP	
				ISP %		52%	
				Free Claim%		0.832	
				Paid Claim %		0.168	

Date	Reimbursable Meals				Federal Reimb	State Reimb	Total Reimb
	Free	Reduced - Price	Paid	Total			
10/2/2023	169		34	203			
10/3/2023	167		34	201			
10/4/2023	167		34	201			
10/5/2023	166		33	199			
10/6/2023	167		34	201			
10/9/2023	168		34	202			
10/10/2023	169		34	203			
10/11/2023	169		34	203			
10/12/2023	169		34	203			
10/13/2023				204			
10/16/2023	167		34	201			
10/17/2023	167		34	201			



Activity #3

Date Range: 10/2/2023-10/31/2023					HSMA (Y or N)		Y		
Site code: 1234					Site Name: Radish Elementary				
Service: Lunch		Operating Days: 22			Provisional Program:		CEP		
Severe Need and/or High Need: No		Site Enrollment: 210			ISP %		52%		
Attendance Factor: 96%		Free 115			Free Claim%		0.832		
Highest Number of Students: 215		Reduced-Price 25			Paid Claim %		0.168		
Average Daily Attendance (ADA): 206		Paid 70							
Date	Reimbursable Meals				Federal Reimb	State Reimb	Total Reimb		
	Free	Reduced - Price	Paid	Total					
10/5/2023	166		33	199					

National School Lunch Program	
	Regular
Paid	\$0.48
Reduced-Price	\$3.93
Free	\$4.33
Severe Need*	
Paid	\$0.50
Reduced-Price	\$3.95
Free	\$4.35
State Programs - Lunch	
Lunch Protection	
Reduced-Price	\$0.40
Healthy School Meals for All (HSMA)*	
Paid	\$3.85
*Will only apply to qualifying sponsors that opt-in to HSMA.	

Notes
The lunch reimbursement rates include the additional performance-based \$0.08 reimbursement (7 CFR parts 210 and 220). All Sponsors in Colorado receive the additional \$0.08, except for any new Sponsors not yet certified for the new meal patterns.

- Question 1: Determine Federal Reimbursement Rate
- Question 2: Determine State Reimbursement Rate
- Question 3: What is the Total Reimbursement



Activity #3 - Federal Reimbursement Rate

Date Range: 10/2/2023-10/31/2023					HSMA (Y or N)		Y	
Site code: 1234					Site Name: Radish Elementary			
Service: Lunch		Operating Days: 22		Provisional Program: CEP				
Severe Need and/or High Need: No		Site Enrollment: 210		ISP %		52%		
Attendance Factor: 96%		Free 115		Free Claim%		0.832		
Highest Number of Students: 215		Reduced-Price 25		Paid Claim %		0.168		
Average Daily Attendance (ADA): 206		Paid 70						
Date	Reimbursable Meals				Federal Reimb	State Reimb	Total Reimb	
	Free	Reduced - Price	Paid	Total				
10/5/2023	166		33	199	\$734.62			

National School Lunch Program	
Regular	
Paid	\$0.48
Reduced-Price	\$3.93
Free	\$4.33
Severe Need*	
Paid	\$0.50
Reduced-Price	\$3.95
Free	\$4.35
State Programs - Lunch	
Lunch Protection	
Reduced-Price	\$0.40
Healthy School Meals for All (HSMA)*	
Paid	\$3.85
*Will only apply to qualifying sponsors that opt-in to HSMA.	

Notes
The lunch reimbursement rates include the additional performance-based \$0.08 reimbursement (7 CFR parts 210 and 220). All Sponsors in Colorado receive the additional \$0.08, except for any new Sponsors not yet certified for the new meal patterns.

166 Free Meals X \$4.33 = \$718.78

33 Paid Meals X \$0.48 = \$15.84

➔ \$718.78 + \$15.84 = \$734.62



Activity #3 - State Reimbursement Rate

Date Range: 10/2/2023-10/31/2023					HSMA (Y or N)		Y	
Site code: 1234					Site Name: Radish Elementary			
Service: Lunch		Operating Days: 22		Provisional Program: CEP				
Severe Need and/or High Need: No		Site Enrollment: 210		ISP %		52%		
Attendance Factor: 96%		Free 115		Free Claim%		0.832		
Highest Number of Students: 215		Reduced-Price 25		Paid Claim %		0.168		
Average Daily Attendance (ADA): 206		Paid 70						
Date	Reimbursable Meals				Federal Reimb	State Reimb	Total Reimb	
	Free	Reduced - Price	Paid	Total				
10/5/2023	166		33	199	\$734.62	\$127.05		

National School Lunch Program	
	Regular
Paid	\$0.48
Reduced-Price	\$3.93
Free	\$4.33
Severe Need*	
Paid	\$0.50
Reduced-Price	\$3.95
Free	\$4.35
State Programs - Lunch	
Lunch Protection	
Reduced-Price	\$0.40
Healthy School Meals for All (HSMA)*	
Paid	\$3.85
*Will only apply to qualifying sponsors that opt-in to HSMA.	

Notes
The lunch reimbursement rates include the additional performance-based \$0.08 reimbursement (7 CFR parts 210 and 220). All Sponsors in Colorado receive the additional \$0.08, except for any new Sponsors not yet certified for the new meal patterns.

33 Paid Meals X \$3.85 = \$127.05

HSMA Paid Rate:
\$4.33 - \$0.48 = \$3.85



Activity #3 - Total Reimbursement

Date Range: 10/2/2023-10/31/2023					HSMA (Y or N)		Y		
Site code: 1234					Site Name: Radish Elementary				
Service: Lunch		Operating Days: 22			Provisional Program: CEP				
Severe Need and/or High Need: No		Site Enrollment: 210			ISP %		52%		
Attendance Factor: 96%		Free 115			Free Claim%		0.832		
Highest Number of Students: 215		Reduced-Price 25			Paid Claim %		0.168		
Average Daily Attendance (ADA): 206		Paid 70							
Date	Reimbursable Meals				Federal Reimb	State Reimb	Total Reimb		
	Free	Reduced - Price	Paid	Total					
10/5/2023	166		33	199	\$734.62	\$127.05	\$861.67		

National School Lunch Program	
	Regular
Paid	\$0.48
Reduced-Price	\$3.93
Free	\$4.33
Severe Need*	
Paid	\$0.50
Reduced-Price	\$3.95
Free	\$4.35
State Programs - Lunch	
Lunch Protection	
Reduced-Price	\$0.40
Healthy School Meals for All (HSMA)*	
Paid	\$3.85
*Will only apply to qualifying sponsors that opt-in to HSMA.	

Notes
The lunch reimbursement rates include the additional performance-based \$0.08 reimbursement (7 CFR parts 210 and 220). All Sponsors in Colorado receive the additional \$0.08, except for any new Sponsors not yet certified for the new meal patterns.

$\$734.62 + \$127.05 = \$861.67$



Remember:



- Meet Claiming Deadlines
- Enter Accurate Data
- Understand your Claiming Programs
- Check the Claim Summary Page in the Portal
- Make Sure the Reimbursement Looks Correct

Back to School Checklist (cont.)

- Serving Pre-school students
 - Confirm program eligibility
- Civil Rights
 - Utilize Self-Check
- Professional Standards
 - Track completed trainings
- Food Safety
 - Request food safety inspections



Resource Management

- Paid Lunch Equity Tool
 - Waived for sponsors participating in HSMA
- Non-program Revenue Tool



Healthy School Meals for All

- Outreach toolkit
- Other program resources
 - FAQ
 - Comparison Chart



Checklist (cont.)



- Administrative Reviews and Technical Assistance Visits
- CDE School Nutrition Point of Contact

Other Reminders

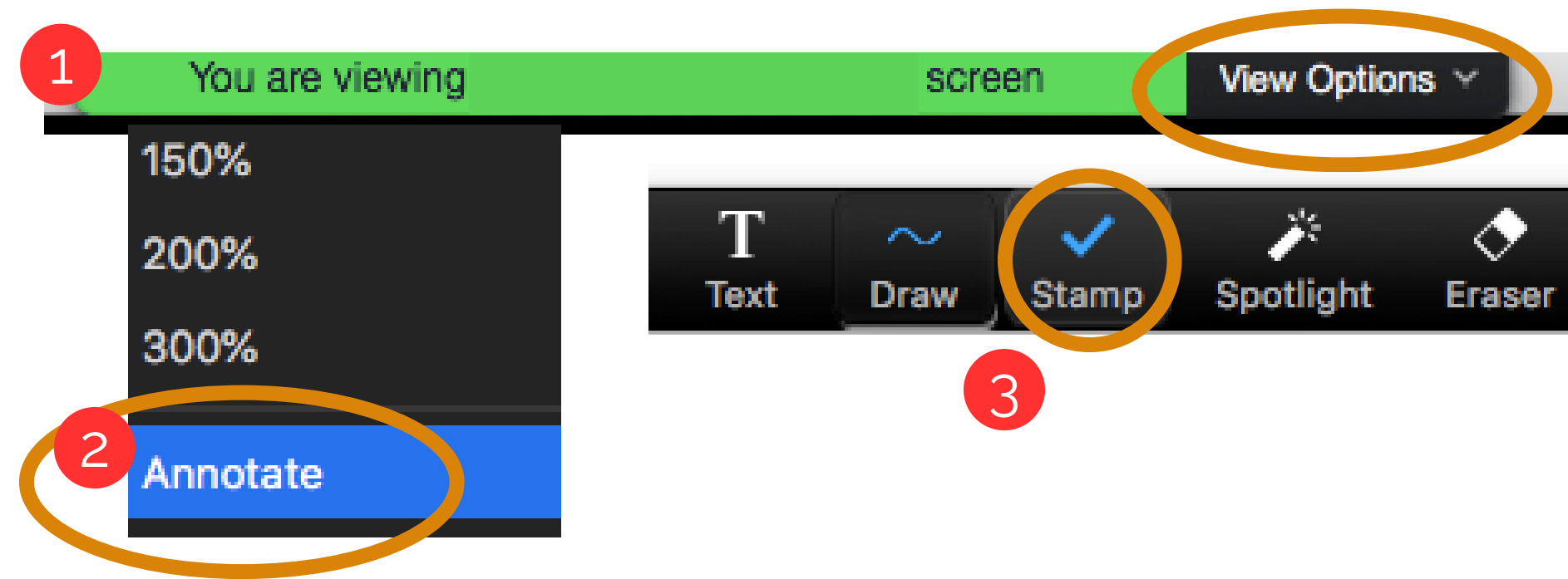
- Events & Program Deadlines webpage
- The Dish
- Future training opportunities



Questions?



Check-in



Now, how are you feeling about the school year?



Evaluation & Professional Standards

Training Evaluation: Please tell us how we did!

Professional Standards:
3100, 3200, 3400 (1 hour)

Use the CDE Professional Standards
Training Tracker to document Annual
Training Requirements.



Non-Discrimination Statement

In accordance with federal civil rights law and U.S. Department of Agriculture (USDA) civil rights regulations and policies, this institution is prohibited from discriminating on the basis of race, color, national origin, sex (including gender identity and sexual orientation), disability, age, or reprisal or retaliation for prior civil rights activity.

Program information may be made available in languages other than English. Persons with disabilities who require alternative means of communication to obtain program information (e.g., Braille, large print, audiotape, American Sign Language), should contact the responsible state or local agency that administers the program or USDA's TARGET Center at (202) 720-2600 (voice and TTY) or contact USDA through the Federal Relay Service at (800) 877-8339.

To file a program discrimination complaint, a Complainant should complete a Form AD-3027, USDA Program Discrimination Complaint Form which can be obtained online at: <https://www.usda.gov/sites/default/files/documents/USDA-OASCR%20P-Complaint-Form-0508-0002-508-11-28-17Fax2Mail.pdf>, from any USDA office, by calling (866) 632-9992, or by writing a letter addressed to USDA. The letter must contain the complainant's name, address, telephone number, and a written description of the alleged discriminatory action in sufficient detail to inform the Assistant Secretary for Civil Rights (ASCR) about the nature and date of an alleged civil rights violation. The completed AD-3027 form or letter must be submitted to USDA by:

1. mail:

U.S. Department of Agriculture
Office of the Assistant Secretary for Civil Rights
1400 Independence Avenue, SW
Washington, D.C. 20250-9410; or

2. fax:

(833) 256-1655 or (202) 690-7442; or

3. email:

program.intake@usda.gov.

This institution is an equal opportunity provider.




**Thank
you!**



Jenny Herman

herman_j@cde.state.co.us


720-812-3119



Amanda Gersabeck

gersabeck_a@cde.state.co.us

720-814-6943



**Visit School Nutrition
Website**

