



## NINTH GRADE SUCCESS GRANT FACT SHEET

### History, Legislative Intent and Goals

The grant was created in 2019 (House Bill 19-1276) and provides funding for schools to assist ninth-grade students in developing the skills they need to stay on-track in 9<sup>th</sup> grade, graduate from high school and be successful in education and professional careers. Grantees commit to implementing four main components of the Ninth Grade Success model:

- **Ninth Grade Success Team:** Create a cross-disciplinary team of staff to include ninth grade teachers and support staff that meet regularly to identify and implement strategies.
- **Data System:** Implement a system that provides real-time access to data (e.g., behavior, attendance, and grades) that can be disaggregated.
- **Instructional Support:** Provide instructional support for ninth grade students to increase engagement and rigor in learning.
- **Transition Programs:** Implement transition programs prior to and during the 9<sup>th</sup> grade year.

*House Bill 23-1231:* Concerning Mathematics in Pre-Kindergarten through Twelfth Grade, passed in 2023, added prioritization based on mathematics performance, extended the grant program until 2028 and increased the funding available.

### Cohort 1 (2019 – 2024)

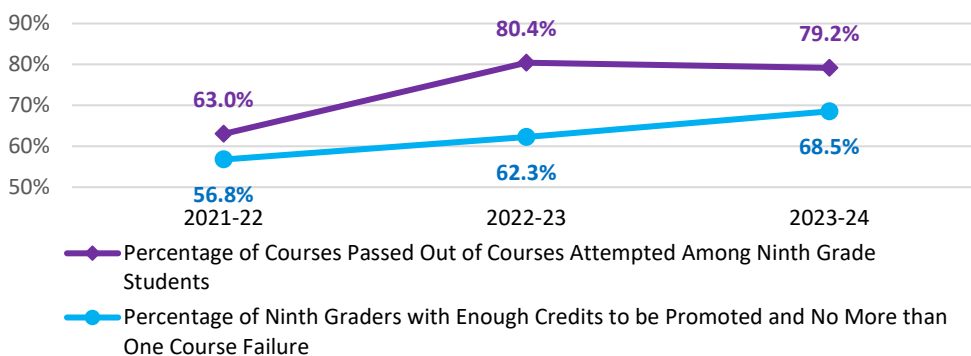
Nine grantees received awards in January 2020 with eight grantees continuing to 2024. No funding was allocated to the program for the 2020-2021 year.

- Grantees served **more than 8,000 students** over the life of the grant.
- All grantees reported that they were fully or partially implementing all components of the grant by the final year.

### Student Outcomes

Each year starting in 2021-22 grantees reported ninth grade on-track metrics. As a cohort, these metrics increased over time (Chart 1) with about 80% of courses passed and just under 70% of ninth grade students on-track.

Chart 1: Ninth Grade Success Grant Cohort 1 Grantee-Reported On Track Rates from 2021-22 to 2023-24



Source: Office of Dropout Prevention and Student Re-engagement

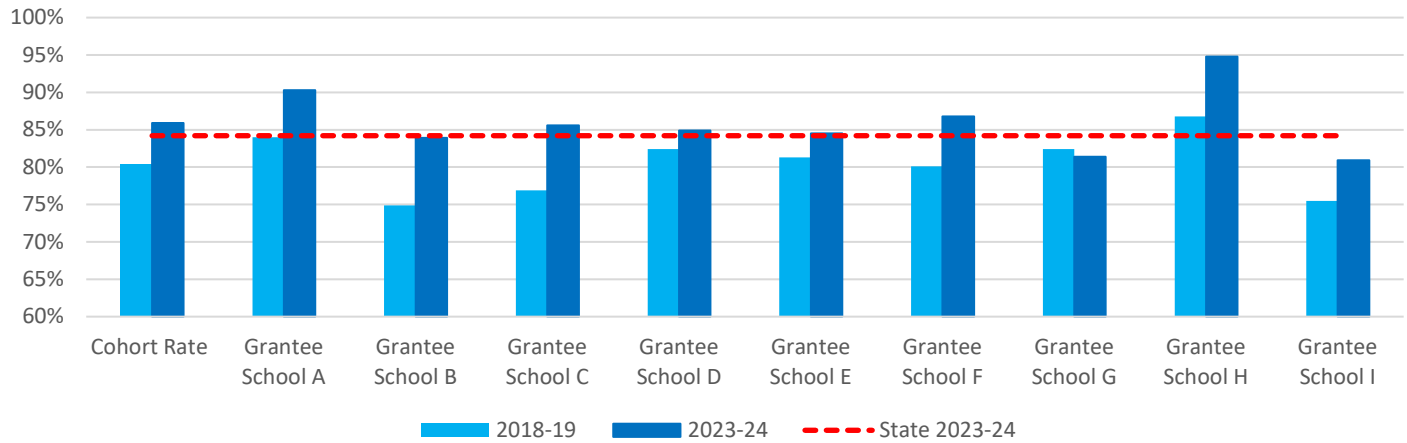
### KEY METRICS from 2024-25

- **Total appropriation:** \$2,000,000
- **Evaluation funding:** N/A
- **CDE staff funded by the grant:** 1.0 FTE
- **Staff funded by the grant in the field:** 13.5 FTE total
- **Number of grantees:** Cohort 2 (2024-2027): 26 grantees
- **Number of students served:** 5,267
- **Average cost per student served:** \$349
- The program is at **Step 3 Assess Outcomes** on the [Colorado Evidence Continuum](#)

Ultimately, the goal of the grants is to improve the 4-year graduation and dropout rates. An examination of Cohort 1 grantee and state rates from the year before the grant began to the final year of implementation reveals:

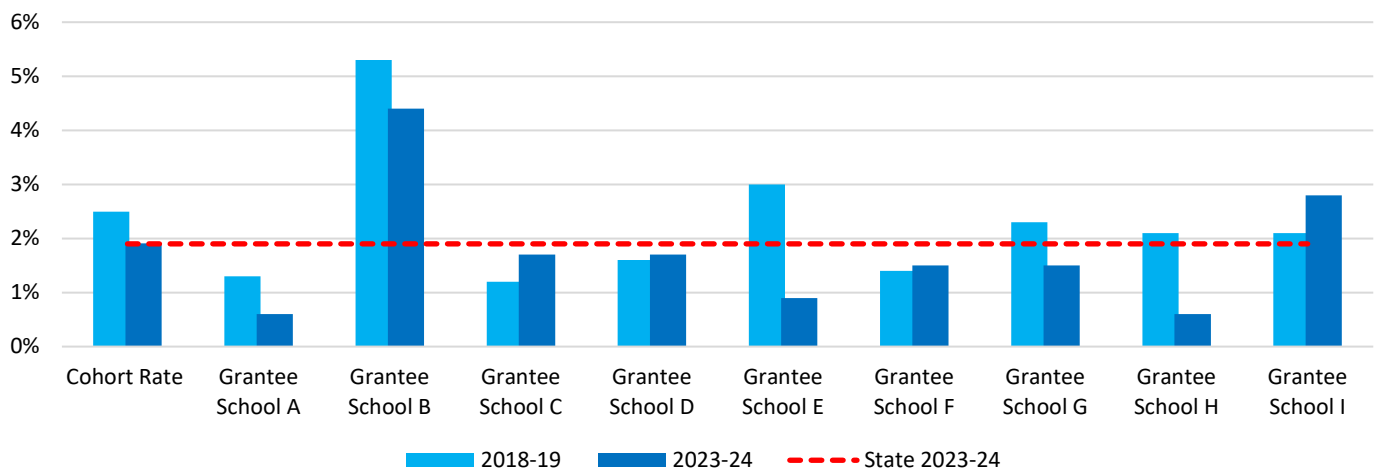
- All grantees except one increased graduation rates over time
- Two thirds of grantees ending the program with a graduation rate at or above the state rate (**Chart 2**).
- More than half of Cohort 1 grantees decreased their dropout rates over time
- All but two grantees ending the program with a dropout rate below the state rate (**Chart 3**).

**Chart 2: Cohort, School, and State Four-Year Graduation Rates of Cohort 1 Grantees in 2018-19 and 2023-24**



Source: CDE Office of Data Services and Office of Dropout Prevention and Student Re-engagement

**Chart 3: Cohort, State, and School-Level Dropout Rates of Cohort 1 Grantees in 2018-19 and 2023-24**



Source: CDE Office of Data Services and Office of Dropout Prevention and Student Re-engagement

Ninth Grade Success Grant

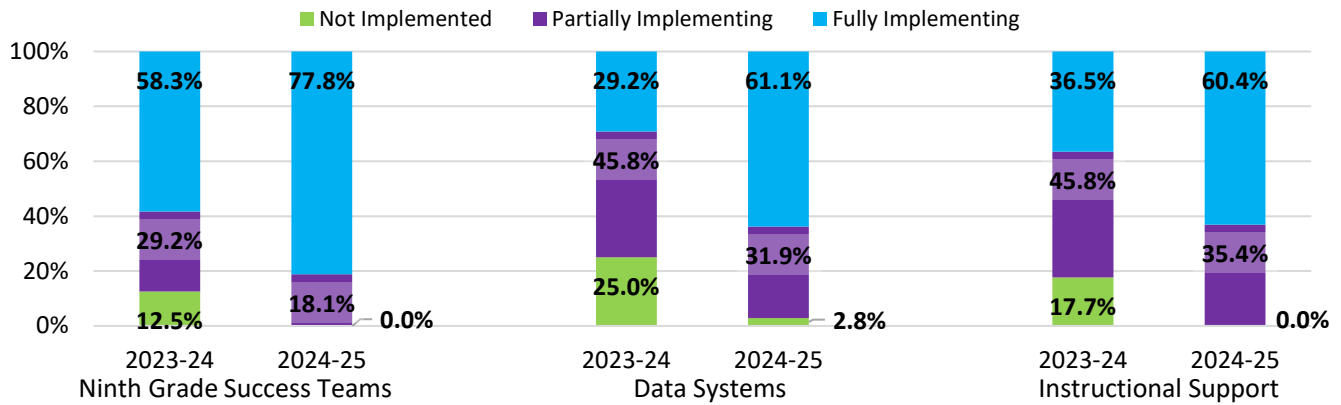
**Cohort 2 (2024-2027)**

With additional allocated funding, CDE awarded 26 schools starting in January 2024 for 2.5 years of funding. In the first full year of funding (school year 2024-25), grantees served **5,267 students**.

**Implementation Outcomes**

After just one year of funding, Cohort 2 grantees are fully or partially implementing nearly all grant components, a marked improvement over the year prior in which all grantees implemented a 6-month planning period (**Chart 4**).

**Chart 4: Cohort 2 Grantee Reported Implementation Levels of Grant Components**

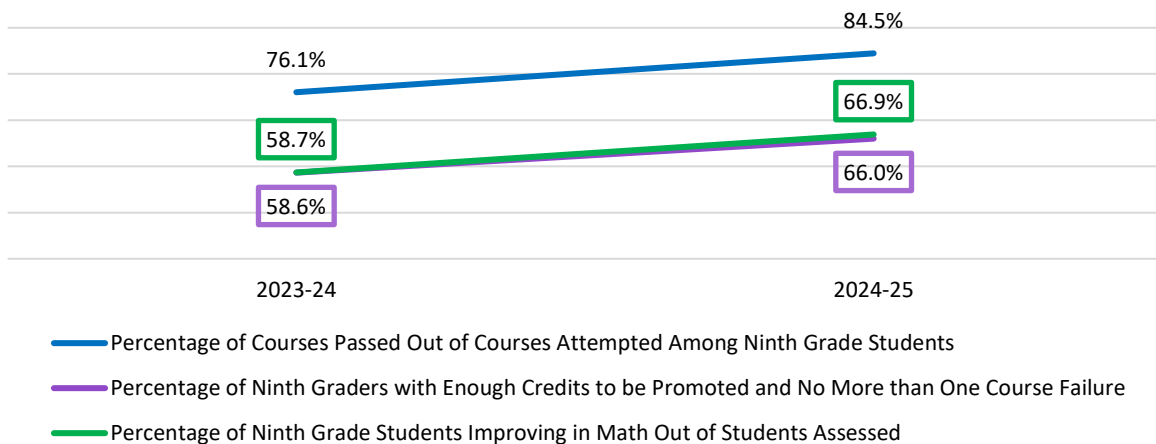


Source: Office of Dropout Prevention and Student Re-engagement

**Student Outcomes**

Cohort 2 grantees also reported progress in affecting ninth grade on-track indicators from their planning year to their first year of implementation. A third on track indicator, achievement in mathematics, was added to reflect changes in legislation adding a focus on mathematics performance and support (**Chart 5**).

**Chart 5: Cohort 2 Ninth Grade On-Track Indicators from 2023-24 to 2024-25**



Source: Office of Dropout Prevention and Student Re-enaagement

**WHERE CAN I LEARN MORE?**

- [Ninth Grade Success Grant website](#)
- [Dropout Prevention Office legislative report](#)