


Since 1964, NAEP has been the only ongoing nationally representative indicator of what American students know and are able to do in key subject areas.

Also known as **The Nation's Report Card®**, NAEP strives to be inclusive of all students.

The first national assessments were conducted in 1969. Voluntary assessments for states began in 1990. In 2003, NCLB mandated NAEP grades 4 and 8 Reading and Mathematics Assessments.

2013 NAEP Math and Reading state and national results are expected to be released in the fall of 2013.

Learn more about NAEP:



ONLINE

National Center for Education Statistics (NCES):

<http://nces.ed.gov/nationsreportcard>

National Assessment Governing Board:

www.nagb.org

NAEP data:

<http://nces.ed.gov/nationsreportcard/naepdata/>



NAEP 2014 is coming!

Who will take NAEP? NAEP 2014 will be administered to a small sample of students in grades 4, 8 and 12. These tests are either for national results or a pilot for future tests. **The selected district superintendents were notified by Commissioner Hammond in May and the DACs were notified in June of their selection for 2014 NAEP by Pam A. Sandoval, the Colorado NAEP State Coordinator, at the Colorado Department of Education.**

What will NAEP assess? In 2014, NAEP will give paper-pencil tests in national civics, geography, and U. S. history at grade 8. Computer-based technology and engineering literacy (TEL) tests will be given at grade 8. The national data collected from these tests will be reported in the Nation's Report Card®. Pilot tests will be given in science in grades 4, 8 and 12, as well. NAEP provides a national perspective of how students are performing in core subjects. Each selected student is tested only in one subject.

When will NAEP be administered?

Assessment window: January 27 – March 7, 2014	
Grade	Assessment Subjects/Types*
Grade 4	Science, paper and pencil
Grade 8	Technology and Engineering Literacy (TEL) U.S. History, Geography, paper and pencil Civics, Science, paper and pencil
Grade 12	Science, paper and pencil
* Each student is tested in only one subject area.	

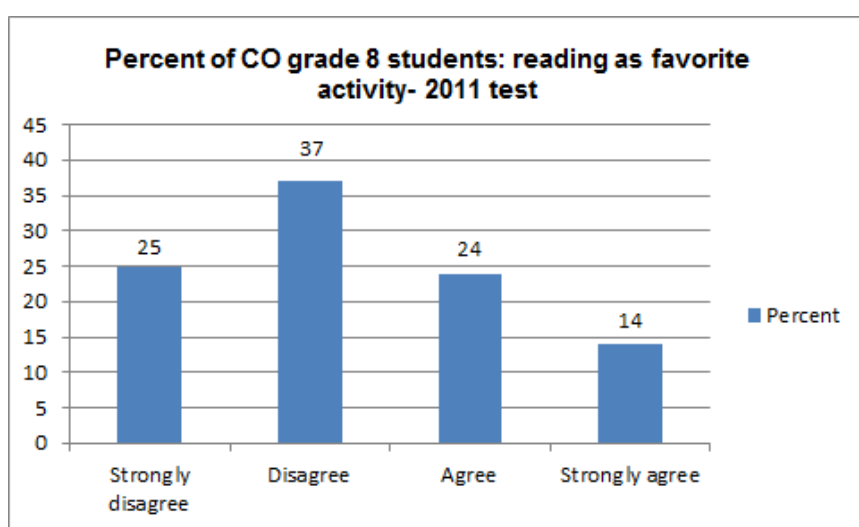
NAEP Data

In addition to achievement and performance data, NAEP data is collected from teachers and students who complete questions in an optional survey on academic and educational experience factors.

There are some general questions which ask about students' demographic characteristics (e.g., gender, race) and general education-related experiences in a 5-minute section that follows the subject-area questions. Subject-specific questions collect data related to subject-area classroom experiences, in the last 5-minute section. Below is some of the data collected for Colorado grades 4 and 8 in the 2011 reading and mathematics assessments.

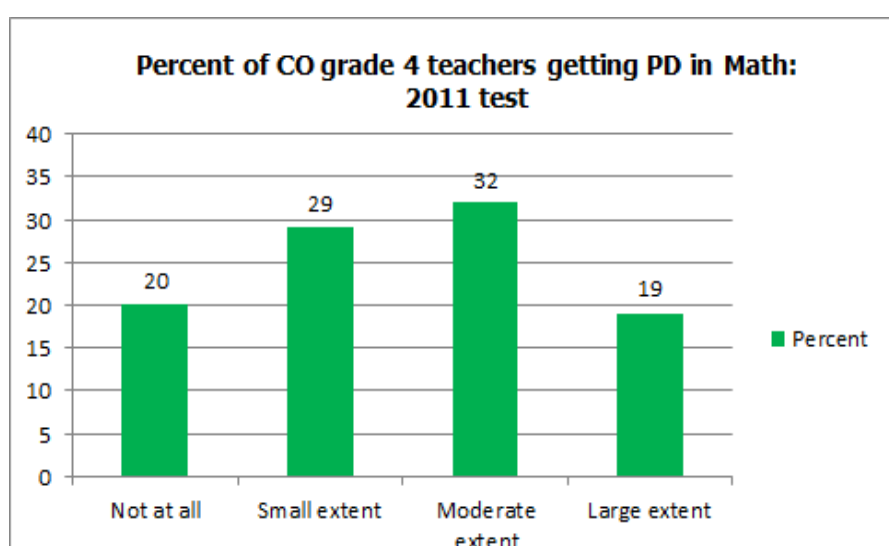
Grade 8 students taking the reading test were asked:

How much do you agree or disagree that reading is one of your favorite activities?



Grade 4 teachers who taught math were asked:

Considering all of the professional development activities you participated in the last two years to what extent did you learn about instructional methods for teaching mathematics?



Sample 2011 Grade 4 Reading Question:

The following question assessed fourth grade students' comprehension of literary text from a first-person narrative story entitled, "Tough as Daisy," which describes the female writer's experience in her first wrestling match.

Students were asked to explain, "How is the first boy Daisy wrestles different from the last boy she wrestles?" The question asks the students to support the answer with information from the story.

The question type is a short constructed response where the student needs to integrate/interpret and contrast two story characters.

Below is an actual student's response that indicates full comprehension:

The first boy was pinned right after the whistle blew. The first boy also did not shake her hand. The last boy really fought and did shake her hand at the end of the match.

This response explains how the first boy Daisy wrestles is different from the last boy and gives details from the story as support. The response also discusses the different pace of the matches and the boys' sportsmanship. Below are the National Public and Colorado results for students on this item.

2011 Performance Results on this item

- These results are for public school students.
- Percentages may not add to 100 due to rounding and students who omitted the question.

Score	Little or no comprehension	Partial Comprehension	Full Comprehension
National Public	20%	52%	25%
Colorado	19%	53%	26%

Explore NAEP items in the NAEP Questions Tool:

<http://nces.ed.gov/nationsreportcard/about/naeptools.asp>

Colorado NAEP CONTACT: Pam A. Sandoval, Colorado NAEP State Coordinator

E-mail: sandoval_p@cde.state.co.us

Phone: 303 866-6643



Get NAEP on the go with the *NAEP Results* mobile app!

For more information about NAEP, visit:
<http://nces.ed.gov/nationsreportcard>