







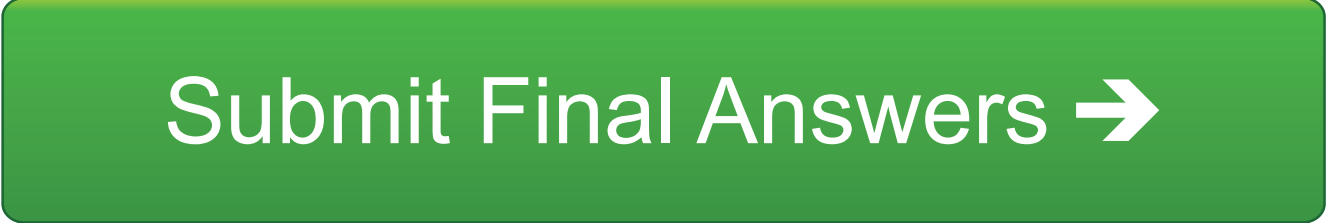


## To Exit Test Section 1 or 2:

- 1 Select  on the top of your screen.
- 2 Scroll down to the last item, “Exit Instructions,” and select  .
- 3 Select  on the upper left corner of the screen.
- 4 Select  .
- 5 Select  .
- 6 On the New Section page, select  in the top right hand corner of your screen. Select “Logout of TestNav.”
- 7 Select “I want to exit this test and finish later.”
- 8 Select  .
- 9 You will see a message on the screen that says, “Logout complete. Thank you for using TestNav.” You have logged out successfully from TestNav.

## To Exit Test Section 3:

- 1 Select  in the top right hand corner of your screen. Select “Logout of TestNav.”
- 2 Select “I am finished with this test and I want to submit my final answers.”
- 3 Select  .
- 4 You will see a message on the screen that says, “Logout complete. Thank you for using TestNav.” You have logged out successfully from TestNav.