

# Student Test Update

## Field Definitions and File Layout



**Version 2.0**

**Spring 2026 Administration**

**CMAS Mathematics, English Language Arts  
(including CSLA), Science, and Social Studies**

**CoAlt Science and Social Studies**



# Contents

- Document Revisions..... 2
- Using the Student Test Update File ..... 3
  - Student Matching Rules ..... 5
  - Exporting/Importing the Student Test Update File..... 7
- STU Field Definitions and File Layout..... 12
  - Student Data ..... 12
  - Test Data ..... 16
  - Reporting Data ..... 21

# Document Revisions

Revision Date	Version	Description
11/4/2025	1.0	Initial Version
1/29/2026	2.0	Updated to include CoAlt field information

If assistance is needed, call 1-888-687-4759 or visit <https://co.pearsonaccessnext.com/>, sign into your account, and select **Contact COLORADO Support**.



## Using the Student Test Update File

The purpose of this document is to provide the information needed to populate values in the Student Test Update (STU) data file and instructions for using the file with PearsonAccess<sup>next</sup> (PA<sup>next</sup>). The first section of this document includes a checklist of tasks to complete before exporting and importing the file, *Matching Criteria* used to match STU records to existing PA<sup>next</sup> student records, step-by-step instructions for importing the file into PA<sup>next</sup>, and *Helpful Hints*. The second section of this document contains a table with the list of fields in the data file. This table indicates if the field is required, field length requirements, field definitions, notes/validations, and expected values or criteria for entering valid values. It also contains CMAS content area-specific information for particular fields.

The STU file is used to update student test information, including not tested and void test score coding, **after** testing; however, **data are to reflect demographic information at the time of testing**. Users should export the STU file, make updates, and then re-import. Populating the STU file from scratch is not recommended. Data updated and finalized through this export/import process are used for reporting.

Checklist Prior to File Import		
1	Receive a PA <sup>next</sup> User Account. The Student Test Update Add-on Role is needed in order to export and import the STU file.	<input type="checkbox"/>
2	After making any updates, verify student demographic fields used for matching criteria are the same between the exported and updated STU data file and what is currently populated in PA <sup>next</sup> .	<input type="checkbox"/>
3	Verify that all required fields are populated.	<input type="checkbox"/>
4	All expected values match the values found in this document. Bold text in the <b>Expected Values</b> column must be entered exactly as it appears.	<input type="checkbox"/>
5	Do not delete the header row.	<input type="checkbox"/>
6	Import the file as a Comma Delimited File (.csv file extension) or Fixed File (.txt file extension).	<input type="checkbox"/>

**Key:**

- Blue rows identify required fields. This is also flagged as Y in the Required Y/N column.
- Green cells identify fields that only users with the Student Test Update role can update. This is also flagged as Y in the Updateable column.



## Important

**Read the file layout Field Definitions and Notes carefully to prevent records from encountering cross validation errors.**

The *Updateable* column indicates if the field can be updated via the STU file import. Some fields are not updateable in the STU file because these fields are validated against the form the student was assigned for testing. These fields cannot be changed post-testing.

Make sure to export the STU file, apply updates, and then re-import the file. If data is present in PA<sup>next</sup> and the data field is updateable on the STU file, any value changes (including blank values in a record) on the import file, will overwrite the data in PA<sup>next</sup>.

If the field is listed as not updateable, any changes to the field values will be ignored during a file import.

### Helpful Hints:

- If using Microsoft Excel and a .csv file, it is recommended that the source file is saved as an Excel spreadsheet to keep formatting. Prior to each import attempt, save the data file as an Excel spreadsheet. Then save again as a .csv file. If an error is encountered, make the updates in the source Excel spreadsheet and save, and then save again as a .csv file. Repeat as necessary.
- A file may contain records with or without errors. The records without errors will be imported into PA<sup>next</sup>. Records with errors will need to be corrected and re-imported into PA<sup>next</sup>. If errors are discovered, the initial import file may be reused by leaving the records without errors in the file and correcting only the records with errors. When re-importing this file, PA<sup>next</sup> will treat the records without errors as updates, even if no values changed. This will not cause any issues.



### Student Matching Rules

When student data is imported into PA<sup>next</sup>, demographic fields are used to identify unique students. When data is updated in PA<sup>next</sup>, matching rules are applied to these fields to identify if records currently exist within the system. The table below provides information on the fields used for matching and if they can be updated through the STU Import.

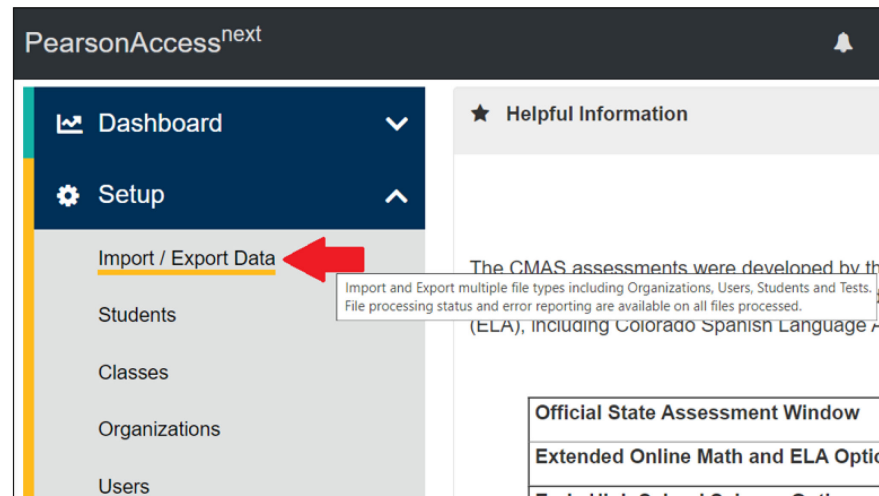
Core Demographic Fields	Match Hierarchy Level	How Matching Works	Can this field be updated via Student Registration File Import?	Definitions and Notes
Pearson ID	1	Record will match if Pearson ID and at least two of the following Core Demographic Fields Match: <ul style="list-style-type: none"> <li>• State Student Identifier</li> <li>• Local Student Identifier</li> <li>• Last or Surname</li> <li>• First Name</li> <li>• Gender</li> <li>• Birthdate</li> </ul>	No. The Pearson ID is generated by PA <sup>next</sup> and cannot be modified by end users.	Unique Pearson ID that will move intra state if a student moves district to district or school to school. Assigned within PA <sup>next</sup> .
State Student Identifier	2	If Pearson ID is blank; Record will match if State Student Identifier and at least two of the following Core Demographic Fields Match: <ul style="list-style-type: none"> <li>• Local Student Identifier</li> <li>• Last or Surname</li> <li>• First Name</li> <li>• Gender</li> <li>• Birthdate</li> </ul>	No. The State Student Identifier cannot be updated by importing a Student Test Update. However, it can be updated through the PA <sup>next</sup> user interface.	A unique number or alphanumeric code assigned to a student by a state or any other entity.
Local Student Identifier		This is a Core Demographic field used for matching in Hierarchy 1 and 2 Levels.  *Note this is not a required field	Yes. The Local Student Identifier value can be updated if the Pearson ID and/or State Student Identifier and at least two of the following Core Demographic Fields match: <ul style="list-style-type: none"> <li>• Last or Surname</li> <li>• First Name</li> <li>• Gender</li> <li>• Birthdate</li> </ul>	A unique number or alphanumeric code assigned to a student by a school system or any other entity.
Last or Surname		This is a Core Demographic field used for matching in Hierarchy 1 and 2 Levels.  (Note, only the first 10 characters are used to match on the Last or Surname Field)	Yes. The Last or Surname value can be updated if the Pearson ID and/or State Student Identifier and at least two of the following Core Demographic Fields match: <ul style="list-style-type: none"> <li>• Local Student Identifier</li> <li>• First Name</li> <li>• Gender</li> <li>• Birthdate</li> </ul>	The full legal last name borne in common by members of a family.



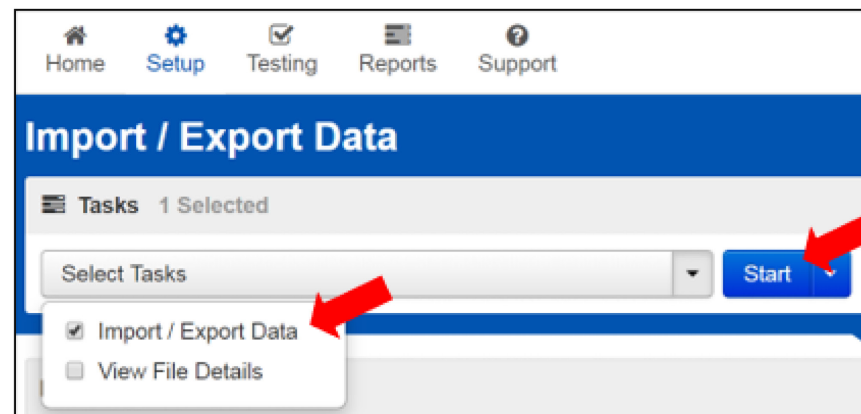
Core Demographic Fields	Match Hierarchy Level	How Matching Works	Can this field be updated via Student Registration File Import?	Definitions and Notes
First Name		<p>This is a Core Demographic field used for matching in Hierarchy 1 and 2 Levels.</p> <p>(Note, only the first 8 characters are used to match on the First Name Field)</p>	<p>Yes. The First Name value can be updated if the Pearson ID and/or State Student Identifier and at least two of the following Core Demographic Fields match:</p> <ul style="list-style-type: none"> <li>• Local Student Identifier</li> <li>• Last or Surname</li> <li>• Gender</li> <li>• Birthdate</li> </ul>	<p>The full legal first name given to a person at birth, baptism, or through legal change.</p>
Gender		<p>This is a Core Demographic field used for matching in Hierarchy 1 and 2 Levels.</p>	<p>Yes. The Gender value can be updated if the Pearson ID and/or State Student Identifier and at least two of the following Core Demographic Fields match:</p> <ul style="list-style-type: none"> <li>• Local Student Identifier</li> <li>• Last or Surname</li> <li>• First Name</li> <li>• Birthdate</li> </ul>	<p>An individual's sex.</p>
Birthdate		<p>This is a Core Demographic field used for matching in Hierarchy 1 and 2 Levels.</p>	<p>Yes. The Birthdate value can be updated if the Pearson ID and/or State Student Identifier and at least two of the following Core Demographic Fields match:</p> <ul style="list-style-type: none"> <li>• Local Student Identifier</li> <li>• Last or Surname</li> <li>• First Name</li> <li>• Gender</li> </ul>	<p>The year, month, and day on which a person was born.</p>

## Exporting/Importing the Student Test Update File

1. Log into PearsonAccess<sup>next</sup>. Verify the current year's administration is selected in the top bar of the screen: **Colorado > 2025 – 2026 > CMAS Spring 2026** or **CoAlt Science and Social Studies Spring 2026**
2. Select **Import / Export Data** under **Setup** drop down menu.



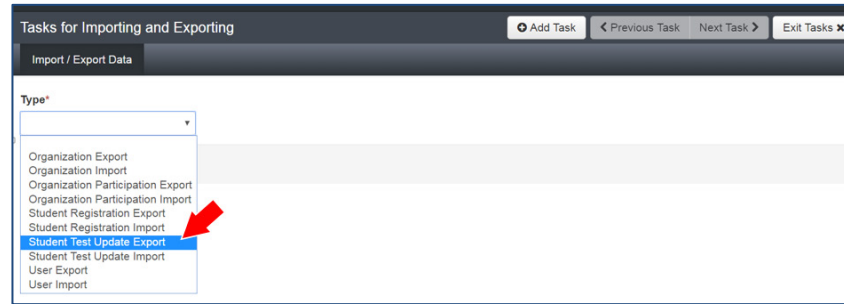
3. Select **Import / Export Data** under **Select Tasks** drop down menu, then **Start**.




### Exporting the Student Test Update Export File

Follow Steps 1 through 3 for Exporting/Importing the Student Test Update File, then:

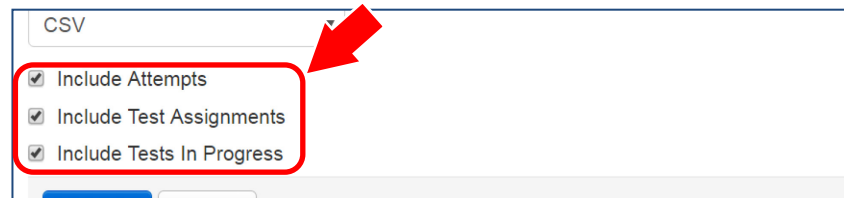
4. Select **Student Test Update Export** from the **Type** drop down menu.



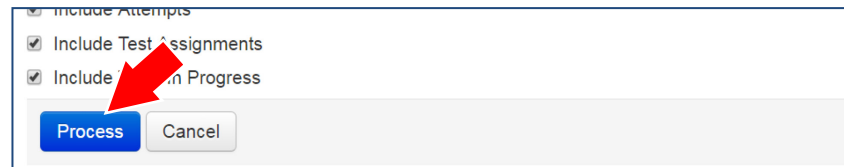
5. In the **File Layout Type** dropdown menu, select the type of file to be exported (.csv or Fixed).




6. Select all the filter values.

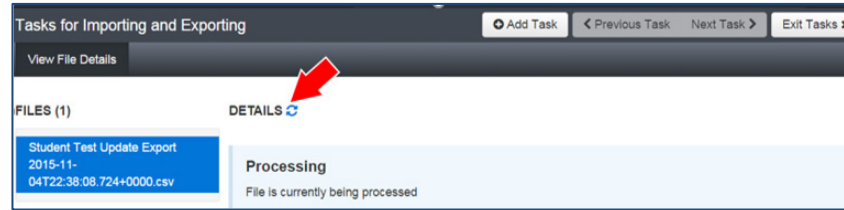


7. Click **Process** to submit the selected file.

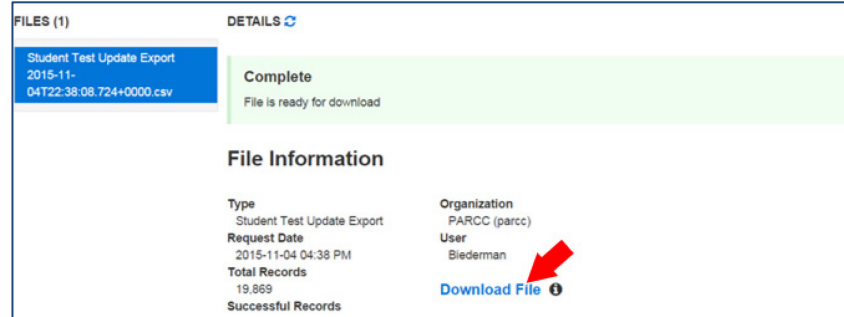


### Checking the Status of an Exported File

8. The **View File Details** screen appears after selecting **Process**. This screen displays the processing status. Select the  icon to refresh the screen.



9. After the file processes, the **View File Details** screen displays a **Complete** message. Select **Download File** to download the file.



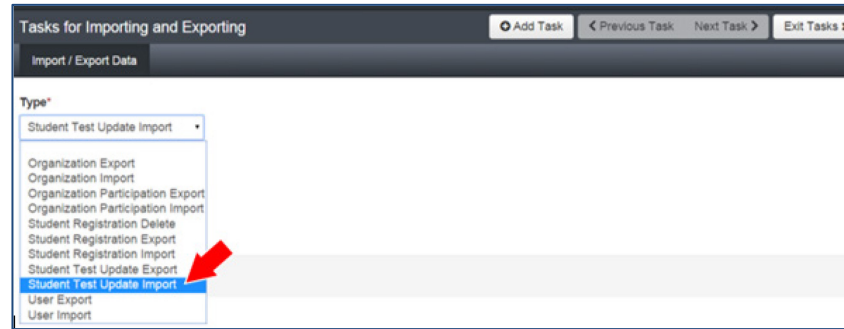
10. Update the file as needed, then save the file locally.



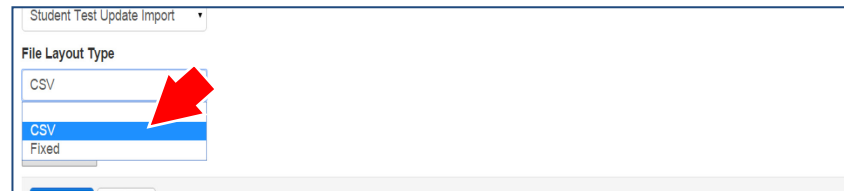
### Importing the Student Test Update Import File

Follow Steps 1 through 3 for Exporting/Importing the Student Test Update File, then:

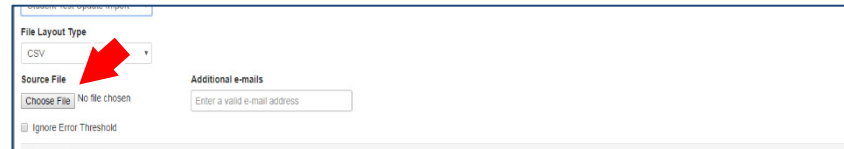
- 4. Select **Student Test Update Export** from the **Type** drop down menu.



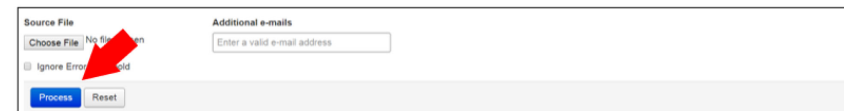
- 5. In the **File Layout Type** dropdown menu, select the type of file to be exported (.csv or Fixed).




- 6. **Choose File** to select the file to import.

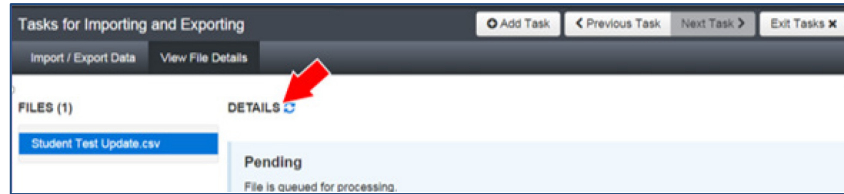


- 5. Once the correct .csv file is selected, click **Process** to submit the selected file.

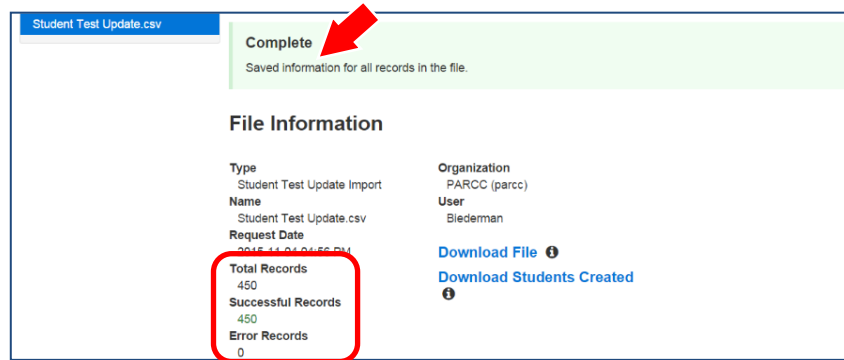


### Checking the Status of an Imported File

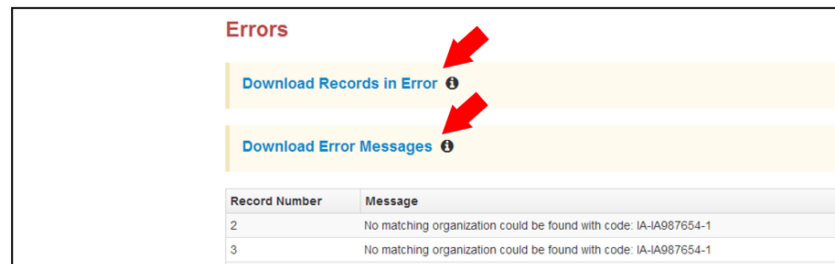
6. The **View File Details** screen appears after selecting **Process**. This screen shows the processing status. Select the  icon to refresh the screen.



7. After the file processes, the **View File Details** screen shows a **Complete** message, and the number of **Successful Records** processed is indicated. The number of **Error Records** is also indicated.



8. If there are errors, they are displayed at the bottom of the screen. There is an option to download a file with just the records that contained an error in order to resolve these records and import them. There is also an option to view a list of error messages (without the records).



**Helpful Hint:** A file may contain records with or without errors. The records without errors are imported into PA<sup>next</sup>. Correct and re-import records with errors into PA<sup>next</sup>. You may re-use the initial import file by leaving the records without errors in the file and correcting only the records with errors. When re-importing this file, PA<sup>next</sup> treats the records without errors as updates, even if no values changed. This does not cause any issues.



## STU Field Definitions and File Layout

### Student Data

**Note:** Some CMAS Field Notes, Validations, and Expected Values are broken out to identify appropriate information for each content area. Fields with a ‘CMAS Only’ note are ‘filler’ for CoAlt. Fields A through BK match the fields included in the Student Registration/Personal Needs Profile (SR/PNP) data file.

Column Letter	Field Name	Required Y/N	Field Length	Field Definitions	Field Notes & Validations	Expected Values	Updateable
<b>Core Student Data</b>							
A	State Abbreviation	Y	2	State's 2-character abbreviation		CO = Colorado	N
B	Testing District Code	Y	4	The Testing District responsible for administering the test for a student.	Error and reject record if organization does not exist and set to participate in administration within PA <sup>next</sup> .	A-Z 0-9  Identifier Length = 4	N
C	Testing School Code	Y	4	The Testing School responsible for administering the test for a student.	Error and reject record if organization does not exist and set to participate in administration within PA <sup>next</sup> .	A-Z 0-9  Identifier Length = 4	N
D	Responsible District Code	N	4	The district responsible for specific educational services and/or instruction of the student.	District reporting directly to the State  Error and reject record if organization does not exist and set to participate in administration within PA <sup>next</sup> .	A-Z 0-9 Blank  Identifier Length = 4	Y
E	Responsible School Code	N	4	The school responsible for specific educational services and/or instruction of the student.	School/Institution reporting to a District  Error and reject record if organization does not exist and set to participate in administration within PA <sup>next</sup> .	A-Z 0-9 Blank  Identifier Length = 4	Y
F	State Student Identifier (SASID)	Y	10	A unique number or alphanumeric code assigned to a student by CDE. (SASID)	Error and reject record if blank and if SASID do not meet the 10-digit character length.	A-Z 0-9	N
G	Local Student Identifier	N	30	A unique number or alphanumeric code assigned to a student by a school system or any other entity.		A-Z 0-9 Blank	Y
H	Pearson ID	N	36	Unique student code assigned by the system.	Assigned within PA <sup>next</sup> .	N/A	N
I	Last or Surname	Y	35	The full legal last name borne in common by members of a family.	Error and reject record if blank.	A-Z 0-9 . - ' (Standard Apostrophe) Embedded Spaces	Y
J	First Name	Y	35	The full legal first name given to a person at birth, baptism, or through legal change.	Error and reject record if blank.	A-Z 0-9 . - ' (Standard Apostrophe) Embedded Spaces	Y



Column Letter	Field Name	Required Y/N	Field Length	Field Definitions	Field Notes & Validations	Expected Values	Updateable
K	Middle Name	N	35	A full legal middle name given to a person at birth, baptism, or through legal change.		A-Z 0-9 . - ' (Standard Apostrophe) Embedded Spaces Blank	Y
L	Birthdate	Y	10	The year, month and day on which a person was born.	Error and reject record if blank.	YYYY-MM-DD MM/DD/YYYY	Y
M	Gender	Y	1	An individual's sex.	Error and reject record if blank.	F = Female M = Male N = Nonbinary	Y
N	Date First Enrolled in US School	N	20	The first date on which the student enrolled in a US public school.	Will accept MM/DD/YYYY. Must be a valid year. Date cannot be in the future and must be after the student's birthdate.	YYYY-MM-DD Blank	Y
<b>Student Registration</b>							
O	Grade Level When Assessed	Y	2	The grade of a student when assessed.	The student's Grade Level must match the grade indicated as part of the Test Code or record will error.	03 = Third grade 04 = Fourth grade 05 = Fifth grade 06 = Sixth grade 07 = Seventh grade 08 = Eighth grade 11 = Eleventh grade	Y
P	Hispanic or Latino Ethnicity	N	1	An indication that the person traces his or her origin or descent to Mexico, Puerto Rico, Cuba, Central and South America, and other Spanish cultures, regardless of race.	While not required during import of student data, this field will create a Critical Warning in PA <sup>next</sup> if left blank. (Note: Field only visible in UI to users with the Sensitive Data role.)	Y = Yes N = No Blank	Y
Q	American Indian or Alaska Native	N	1	A person having origins in any of the original peoples of North and South America (including Central America), and who maintains cultural identification through tribal affiliation or community attachment.	While not required during import of student data, these fields create a Critical Warning in PA <sup>next</sup> if all race fields (Columns Q-U) are blank. (Note: Field only visible in UI to users with the Sensitive Data role.)	Y = Yes N = No Blank	Y
R	Asian	N	1	A person having origins in any of the original peoples of the Far East, Southeast Asia, or the Indian Subcontinent. This area includes, for example, Cambodia, China, India, Japan, Korea, Malaysia, Pakistan, the Philippine Islands, Thailand, and Vietnam.	While not required during import of student data, these fields create a Critical Warning in PA <sup>next</sup> if all race fields (Columns Q-U) are blank. (Note: Field only visible in UI to users with the Sensitive Data role.)	Y = Yes N = No Blank	Y
S	Black or African American	N	1	A person having origins in any of the black racial groups of Africa.	While not required during import of student data, these fields create a Critical Warning in PA <sup>next</sup> if all race fields (Columns Q-U) are blank. (Note: Field only visible in UI to users with the Sensitive Data role.)	Y = Yes N = No Blank	Y
T	Native Hawaiian or Other Pacific Islander	N	1	A person having origins in any of the original peoples of Hawaii, Guam, Samoa, or other Pacific Islands.	While not required during import of student data, these fields create a Critical Warning in PA <sup>next</sup> if all race fields (Columns Q-U) are blank. (Note: Field only visible in UI to users with the Sensitive Data role.)	Y = Yes N = No Blank	Y
U	White	N	1	A person having origins in any of the original peoples of Europe, Middle East, or North Africa.	While not required during import of student data, these fields create a Critical Warning in PA <sup>next</sup> if all race fields (Columns Q-U) are blank. (Note: Field only visible in UI to users with the Sensitive Data role.)	Y = Yes N = No Blank	Y
V	Filler Field	N	1	N/A	This field is a placeholder for possible future data.	N/A	N



Column Letter	Field Name	Required Y/N	Field Length	Field Definitions	Field Notes & Validations	Expected Values	Updateable
W	Gifted and Talented	N	1	An indication that the student is participating in and served by a Gifted/Talented program.	While not required during import of student data, this field will create a Critical Warning in PA <sup>next</sup> if left blank. (Note: Field only visible in UI to users with the Sensitive Data role.)	Y = Yes N = No Blank	Y
X	Migrant Status	N	1	Persons who are, or whose parents or spouses are, migratory agricultural workers, including migratory dairy workers, or migratory fishers, and who, in the preceding 36 months, in order to obtain, or accompany such parents or spouses, in order to obtain, temporary or seasonal employment in agricultural or fishing work (A) have moved from one LEA to another; (B) in a state that comprises a single LEA, have moved from one administrative area to another within such LEA; or (C) reside in an LEA of more than 15,000 square miles, and migrate a distance of 20 miles or more to a temporary residence to engage in a fishing activity.	While not required during import of student data, this field will create a Critical Warning in PA <sup>next</sup> if left blank. (Note: Field only visible in UI to users with the Sensitive Data role.)	Y = Yes N = No Blank	Y
Y	Economic Disadvantage Status	N	1	An indication that the student met the State criteria for classification as having an economic disadvantage.	While not required during import of student data, this field will create a Critical Warning in PA <sup>next</sup> if left blank. (Note: Field only visible in UI to users with the Sensitive Data role.)	Y = Yes N = No Blank	Y
Z	Student with Disabilities	N	3	A student with disability may only receive allowable accommodations if the student has an IEP or 504 plan.	This field is used to validate assignment of certain accommodations for students with disabilities (must be non-blank). (Note: Field only visible in UI to users with the Sensitive Data role.)  *Note: This field may be updated if validation is not broken on a dependent test record.	IEP = Student has IEP 504 = Student has 504 Plan Blank	Y*
AA	Primary Disability Type	N*	3	The major or overriding disability condition that best describes a person's impairment.	*This field is ONLY required if Student with Disabilities field equals 'IEP'. This field creates a Critical Warning in PA <sup>next</sup> if blank. (Note: Field only visible in UI to users with the Sensitive Data role.)	AUT = Autism DB = Deaf-blindness DD = Developmental delay EMN = Emotional disturbance HI = Hearing impairment ID = Intellectual disability MD = Multiple disabilities OI = Orthopedic impairment OHI = Other health impairment SLD = Specific learning disability SLI = Speech or language impairment TBI = Traumatic brain injury VI = Visual impairment Blank	Y
AB	Homeless	N	3	Student meets the criteria of a homeless individual according to the 2001 McKinney-Vento reauthorization Act.	While not required during import of student data, this field will create a Critical Warning in PA <sup>next</sup> if left blank. (Note: Field only visible in UI to users with the Sensitive Data role.)	0 = No 3 = Yes and is in the physical custody of a parent or guardian 4 = Yes and is not in the physical custody of a parent or guardian (unaccompanied youth) Blank	Y



Column Letter	Field Name	Required Y/N	Field Length	Field Definitions	Field Notes & Validations	Expected Values	Updateable
AC	Language Background	N	3	Visit the following CDE link for a complete list of language background codes: <a href="https://www.cde.state.co.us/datapipeline/active/languagecodes">https://www.cde.state.co.us/datapipeline/active/languagecodes</a>	Three-digit language code. For a student using the Spanish Transadaptation of the Assessment accommodation (including CSLA) or Spanish Text-to-Speech, this field must equal SPA. (Note: Field only visible in UI to users with the Sensitive Data role.)  *Note: This field may be updated if validation is not broken on a dependent test record. For a student using the Spanish Transadaptation of the Assessment accommodation (including CSLA) or Spanish Text-to-Speech, this field must equal SPA.	A-Z 000 = N/A Blank	Y*
AD	Language Proficiency	N	3	A student's English language proficiency is described by his or her ability to speak, listen, read, and write in English.	This field is used to validate assignment of certain accommodations for students learning English (must be 1 = NEP OR 2 = LEP).  If Language Proficiency is not blank, then Language Instruction Program field and Language Background field cannot be blank.  While not required during import of student data, this field will create a Critical Warning in PA <sup>next</sup> if left blank. (Note: Field only visible in UI to users with the Sensitive Data role.)  *Note: This field may be updated if validation is not broken on a dependent test record.	0 = Not Applicable 1 = NEP - Non-English Proficient 2 = LEP - Limited English Proficient 4 = PHLOTE - English Proficient 5 = FELL - Former ELL 6 = FEP - Monitor Year 1 7 = FEP - Monitor Year 2 8 = FEP - Exited Year 1 9 = FEP - Exited Year 2 Blank	Y*
AE	Language Instruction Program	N*	3	Student is currently enrolled in language instruction program. Indicates the type of English language instructional program used to educate a student who is a Multilingual Learner.  *See Field Notes and Validations	*ONLY required if Language Proficiency field is not blank. If Language Proficiency is not blank, this field creates a Critical Warning if blank. <ul style="list-style-type: none"><li>Students with a language background of English should be coded as 00 (No or Not Applicable).</li><li>Students with a Language Proficiency code of NEP (1), LEP (2), FEP (6 or 7) should have a valid non-zero (00) code for this field.</li><li>Students who have a Language Proficiency code of FELL (5) should be coded as 00 (No or Not Applicable).</li><li>Field cannot be blank for students who have a Language Proficiency code of FEP (8-9).</li><li>Students may not be coded in more than one Language Instruction Program. If multiple programs are used, use the one that is predominantly used to educate the student.</li></ul> (Note: Field only visible in UI to users with the Sensitive Data role.)	00 = No or Not Applicable 01 = English as a Second Language (ESL) or English Language Development (ELD) 02 = Dual Language or Two-way Immersion 03 = Transitional Bilingual Education or Early-Exit Bilingual Education 04 = Content Classes with integrated ESL Support 05 = Newcomer programs 97 = Other 98 = Not in a Language Instruction Program, Parent Choice Blank	Y
AF	Title 1	N	3	Student receives Title 1 funding.	While not required during import of student data, this field will create a Critical Warning in PA <sup>next</sup> if left blank. (Note: Field only visible in UI to users with the Sensitive Data role.)	0 = No 1 = Yes Blank	Y
AG	Continuous in District	N	3	Student enrolled in the district continuously since the October Count date for 2025-26 school year.	While not required during import of student data, this field will create a Critical Warning in PA <sup>next</sup> if left blank. (Note: Field only visible in UI to users with the Sensitive Data role.)	0 = No 1 = Yes Blank	Y
AH	Continuous in School	N	3	Student enrolled in the school continuously since the October Count date for 2025-26 school year.	While not required during import of student data, this field will create a Critical Warning in PA <sup>next</sup> if left blank. (Note: Field only visible in UI to users with the Sensitive Data role.)	0 = No 1 = Yes Blank	Y
AI	Expelled	N	3	Student is expelled from school or district.	While not required during import of student data, this field will create a Critical Warning in PA <sup>next</sup> if left blank. (Note: Field only visible in UI to users with the Sensitive Data role.)	0 = No 1 = Yes Blank	Y



Column Letter	Field Name	Required Y/N	Field Length	Field Definitions	Field Notes & Validations	Expected Values	Updateable
AJ	Accommodation Type	N	6	Student has an IEP/504, ML plan, or both.	<p>This field is used to validate assignment of certain accommodations for students with disabilities and/or students learning English.</p> <ul style="list-style-type: none"> <li>If value = 'IEP504', then 'Students with Disabilities' must = 'IEP' or '504'.</li> <li>If value = 'ML', then 'Language Proficiency' must = '1' or '2'.</li> <li>If value = 'Both', then 'Students with Disabilities' must = 'IEP' or '504' <b>and</b> 'Language Proficiency' must = '1' or '2'.</li> </ul> <p>*Note: This field may be updated if validation is not broken on a dependent test record.</p>	<p><b>IEP504</b> = Student has IEP or 504 plan  <b>ML</b> = Student has Multilingual Learner plan  <b>Both</b> = Student has IEP or 504 plan and Multilingual Learner plan            Blank</p>	Y*
AK	Preferred First Name	N	35	The first name used by a student other than their legal first name.		A-Z 0-9 . - ' (Standard Apostrophe) Embedded Spaces Blank	Y

**Test Data**

**Note:** Some CMAS Field Notes, Validations, and Expected Values are broken out to identify appropriate information for each content area. Fields A through BK match the fields included in the Student Registration/Personal Needs Profile (SR/PNP) data file.

Column Letter	Field Name	Required Y/N	Field Length	Field Definitions	Field Notes & Validations	Expected Values	Updateable
AL	Form Group Type	N	2	<p><b>CMAS Only</b></p> <p>Determines the type of form assigned to students in the session.</p> <p>The Main Form Group Type is used in most situations. For students who require certain forms, the Form Group Type must be set as follows:</p> <ul style="list-style-type: none"> <li>Students testing <b>online</b> who require use of an <b>auditory/signed presentation script</b> must have their <b>Form Group Type set to ASP Script</b>.</li> <li>Students using a <b>paper accommodated form</b> must have their <b>Form Group Type set to Paper Transcription</b>.</li> <li>Students attending fully online schools who <b>are testing remotely</b> in a virtual setting must have their <b>Form Group Type set to Virtual</b>.</li> </ul>	<p>If value equals 'AS', then 'Auditory/Signed Presentation Script' must equal 'Y' and 'Paper Transcription' and 'Virtual Tester' must be blank.</p> <p>If value equals 'P', then 'Paper Transcription' must equal 'Y'.</p> <p>If value equals 'Virtual', then 'Virtual Tester' must equal 'Y'.</p>	<p><b>M</b> = Main  <b>AS</b> = ASP Script  <b>P</b> = Paper Transcription  <b>V</b> = Virtual            Blank</p>	N



Column Letter	Field Name	Required Y/N	Field Length	Field Definitions	Field Notes & Validations	Expected Values	Updateable
AM	Session Name	N	50	The description of the place where an assessment is administered. <b>Do not use commas in Session Names.</b>		A-Z 0-9 - . ) ( & / + ' (Standard Apostrophe) embedded spaces Blank	N
AN	Class Name	N	45	<b>CMAS Only</b>  The name of a group of students.		A-Z 0-9 - . ) ( & / + ' (Standard Apostrophe) embedded spaces Blank	N
AO	Test Code	Y	5	Identifier assigned to the test name.	The student's Grade Level must match the grade indicated as part of the Test Code or record will error.	<b>MAT03</b> = Grade 3 Math <b>MAT04</b> = Grade 4 Math <b>MAT05</b> = Grade 5 Math <b>MAT06</b> = Grade 6 Math <b>MAT07</b> = Grade 7 Math <b>MAT08</b> = Grade 8 Math <b>ELA03</b> = Grade 3 ELA <b>ELA04</b> = Grade 4 ELA <b>ELA05</b> = Grade 5 ELA <b>ELA06</b> = Grade 6 ELA <b>ELA07</b> = Grade 7 ELA <b>ELA08</b> = Grade 8 ELA <b>SLA03</b> = Grade 3 CSLA <b>SLA04</b> = Grade 4 CSLA <b>SC05S</b> = Grade 5 Science <b>SC08S</b> = Grade 8 Science <b>SC11S</b> = Grade 11 Science <b>SS04S</b> = Grade 4 Social Studies <b>SS07S</b> = Grade 7 Social Studies	N
AP	Paper Transcription	N	1	<b>CMAS Only</b>  Student responds in a paper test book and responses are locally transcribed into online form.	If value = Y, the 'Accommodation Type' must = 'IEP504' or 'Both'  'Form Group Type' must = 'P'	Y = Yes blank	N



Column Letter	Field Name	Required Y/N	Field Length	Field Definitions	Field Notes & Validations	Expected Values	Updateable
AQ	Virtual Tester	N	1	<p><b>CMAS Only</b></p> <p>Only available to students attending qualifying online schools. To qualify, schools must provide 100% of instruction online with no required in-person attendance and no physical education space.</p>	<p>If value = 'Y' then the following criteria must be met, or record will error:</p> <ul style="list-style-type: none"> <li>'Assistive Technology' must be blank</li> <li>'Paper Transcription' must = 'Y'</li> </ul> <p>'Form Group Type' must = 'V'</p>	<p>Y = Yes blank</p>	N
AR	Color Contrast	N	2	<p><b>CMAS Only</b></p> <p>Defines as part of an Assessment Personal Needs Profile the access for preference to invert the foreground and background colors.</p>	<p><b>Computer-based Testing</b></p> <p>If value = '01' - '06' then Test Format must = 'O' or record will error.</p> <p><b>Accommodated Paper-based Testing</b></p> <p>Color overlays for background color. Font color cannot be changed.</p>	<p>01 = black font on cream background 02 = black font on light blue background 03 = black font on light magenta background 04 = white font on black background 05 = yellow font on blue background 06 = low contrast color, dark gray font on pale green background 07 = locally provided color overlay Blank</p>	N
AS	Enlarged Pointer	N	2	<p><b>CMAS Only</b></p> <p>Defines as part of an Assessment Personal Needs Profile the access for preference for an enlarged pointer.</p>	<p>If value is non-blank, then 'Paper Transcription' must be blank or record will error.</p> <p>Import will add leading zero if single value present example: 1 or 01 will be accepted as valid.</p>	<p>01 = medium 02 = large 03 = extra-large 04 = extra-large-black 05 = extra-large-green 06 = extra-large-yellow Blank</p>	N
AT	Zoom Percentage	N	3	<p><b>CMAS Only</b></p> <p>Defines as part of an Assessment Personal Needs Profile the access for preference for a magnified page view.</p>	<p>If value is non-blank, then Paper Transcription must be blank or record will error.</p>	<p>110 = 110% 120 = 120% 150 = 150% 175 = 175% 200 = 200% Blank</p>	N
AU	Assistive Technology	N	1	<p><b>CMAS Only</b></p> <p>This form allows use of Assistive Technology Applications for CBT assessments (e.g., screen reader). <b>Note:</b> Do not use this field to indicate the use of Speech-to-Text (recorded in Response Accommodation fields).</p>	<p>If value = 'Y' then the following criteria must be met, or record will error:</p> <ul style="list-style-type: none"> <li>'Paper Transcription' must be blank,</li> <li>'Student with Disabilities' = '504' OR 'IEP' OR 'Both',</li> <li>'Spanish Transadaptation of the Assessment' must be blank,</li> <li>'Auditory Presentation: Text-to-Speech' must be blank,</li> <li>AND 'Auditory Signed Presentation: Script' must be blank.</li> </ul>	<p>Y = Yes Blank</p>	N



Column Letter	Field Name	Required Y/N	Field Length	Field Definitions	Field Notes & Validations	Expected Values	Updateable
AV	Visual Accommodations	N	2	<p><b>CMAS Only</b></p> <p>Accommodated materials for students with visual impairments.</p> <p>UEB w/Nemeth or UEB Math/Science (Braille) - A hard copy Braille test booklet is provided with embedded tactile graphics. The student responds and the TVI transcribes responses into the regular print test book provided in the braille kit.</p> <p>Visual Descriptors – Provides a document containing descriptions of select images to provide access to certain images on the assessment.</p> <p>Tactile Graphics (UEB w/Nemeth or UEB Math/Science) - Provides embossed graphics the student uses to access images on online assessments.</p>	<p>If value = non-blank then Accommodation Type must = 'IEP504' or 'Both', or record will error.</p> <p>If value = '01', '02' or '06' then Paper Transcription must = 'Y'</p> <p>If value = '02' or '05' then Subject must = Math or Science</p> <p>If value = '01', '02', '04' or '05' then:</p> <ul style="list-style-type: none"> <li>Spanish Transadaptation must = blank</li> <li>AND Auditory Presentation: Text-to-Speech (Eng. and Spa.) must = blank</li> </ul> <p>If value = '03' and Spanish Transadaptation = 'SPA' then Subject must not = ELA</p> <p>If value = '04' then Subject cannot = ELA</p> <p>If value = '04' or '05' then Assistive Technology must = 'Y'</p> <p>If value = '06' and Spanish Transadaptation of the Assessment = 'SPA' then Subject must = Math or CSLA</p>	<p>01 = UEB</p> <p>02 = UEB Math/Science</p> <p>03 = Visual Descriptors</p> <p>04 = Tactile Graphics (UEB w/Nemeth)</p> <p>05 = Tactile Graphics (UEB Math/Science)</p> <p>06 = Large Print</p> <p>Blank</p>	N
AW	Calculation Device and/or Math Charts and/or Counters  Math: UAR required	N	1	<p><b>CMAS Only</b></p> <p>The student is allowed to use a calculator, an arithmetic table (including addition/ subtraction and/or multiplication/division charts), and/or manipulatives, including for items in test sections designated as non-calculator.</p> <p>If this field is populated, an Accommodation is displayed in PANext. Reminders cannot be cleared.</p>	<p><b>Mathematics</b></p> <p>If value = 'C', 'T', OR 'B' then the following criteria must be met, or record will error:</p> <ul style="list-style-type: none"> <li>Test Code = Mathematics Subject</li> <li>AND Accommodation Type must = 'IEP504' or "Both".</li> </ul> <p>If value = 'C' or 'B' the Unique Accommodation/Modification must = 'Y'.</p>	<p>C = Uses calculator on non-calculator section</p> <p>T = Uses math charts and/or counters on non-calculator section</p> <p>B = Uses both calculator and math charts and/or counters on non-calculator section</p> <p>Blank</p>	N
AX	Response Accommodation for ELA/CSLA Constructed Response  ELA and CSLA Scribe: UAR required	N	2	<p><b>CMAS Only</b></p> <p>The student's response is captured by an external Speech to Text device, external AT device, Scribe or Signer for Constructed Response item types.</p> <p>If Scribe for ELA/CSLA Constructed Response is populated, an Accommodation Reminder is displayed in PANext. Reminders cannot be cleared.</p>	<p><b>ELA and CSLA</b></p> <p>If value = non-blank then the following criteria must be met, or record will error:</p> <ul style="list-style-type: none"> <li>Accommodation Type = non-blank</li> <li>AND Test Code = ELA or CSLA Subject.</li> </ul> <p>If value = '02' or '03' then Unique Accommodation/Modification must = 'Y'.</p>	<p>01 = Speech-to-Text</p> <p>02 = Scribe</p> <p>03 = Signer</p> <p>04 = External AT Device</p> <p>Blank</p>	N
AY	Response Accommodation for ELA/CSLA Selected Response	N	2	<p><b>CMAS Only</b></p> <p>The student's response is captured by an external Speech to Text device, external AT device, Scribe or Signer for Selected Response or Technology Enhanced item types.</p>	<p><b>ELA and CSLA</b></p> <p>If value = non-blank then the following criteria must be met, or record will error:</p> <ul style="list-style-type: none"> <li>Accommodation Type = non-blank</li> <li>AND Test Code = ELA or CSLA Subject.</li> </ul>	<p>01 = Speech-to-Text</p> <p>02 = Scribe</p> <p>03 = Signer</p> <p>04 = External AT Device</p> <p>Blank</p>	Y
AZ	Response Accommodation for Math, Science, and Social Studies	N	2	<p><b>CMAS Only</b></p> <p>The student's response is captured by an external Speech to Text device, external AT device, Scribe or Signer.</p>	<p><b>Mathematics, Science, and Social Studies</b></p> <p>If value = non-blank then the following criteria must be met, or record will error:</p> <ul style="list-style-type: none"> <li>Test Code = Math, Science, or Social Studies Subject</li> <li>AND Accommodation Type = non-blank.</li> </ul>	<p>01 = Speech-to-Text</p> <p>02 = Scribe</p> <p>03 = Signer</p> <p>04 = External AT Device</p> <p>Blank</p>	Y



Column Letter	Field Name	Required Y/N	Field Length	Field Definitions	Field Notes & Validations	Expected Values	Updateable
BA	Word Prediction	N	1	<p><b>CMAS Only</b></p> <p>The student uses a word prediction external device that provides a bank of frequently- or recently used words when the student enters the first few letters of a word.</p>	If value = 'Y' then Accommodation Type must be non-blank, or record will error.	Y = Yes Blank	Y
BB	Administration Directions Read Aloud/Clarified in Student's Native Language	N	3	<p><b>CMAS Only</b></p> <p>The test administrator reads aloud, and repeats as needed, test directions in the student's native language.</p>	If value = non-blank then Accommodation Type must = 'ML' or 'Both', or record will error.	SPA = Spanish HT = Translator Blank	Y
BC	Non-English Response (Math, Science, Social Studies and CSLA)	N	2	<p><b>CMAS Only</b></p> <p>The student responds in their native language.</p> <ul style="list-style-type: none"> <li>Spanish written responses do not require transcription</li> </ul> <p>Proctor/School Provided Accommodation:</p> <ul style="list-style-type: none"> <li>Spanish oral responses require a scribe</li> <li>Written responses in languages other than English or Spanish require transcription</li> <li>Oral responses in languages other than English or Spanish require a scribe and transcription</li> </ul>	<p>If value is non-blank then the following criteria must be met, or record will error:</p> <ul style="list-style-type: none"> <li>'Accommodation Type' must = 'ML' or 'Both',</li> <li>Test Subject must not = ELA</li> <li>AND additional criteria must be met as follows:</li> </ul> <p>If value = '03' or '04' then Spanish Transadaptation of the Assessment' must not = 'SPA'.</p> <p><b>Mathematics, Science, and Social Studies</b></p> <p>If value = '02' and Spanish Transadaptation = 'SPA' then 'Accommodation Type' must = 'both'.</p> <p><b>CSLA</b></p> <p>If value = '01' or '02' the following criteria must be met:</p> <ul style="list-style-type: none"> <li>Language Background = 'SPA' OR Blank,</li> <li>AND Test Code = 'SLA03' OR 'SLA04'.</li> </ul> <p>If value = '02' then 'Accommodation Type' must = 'both' or record will error.</p>	<p><b>01</b> = Spanish – Written  <b>02</b> = Spanish – Oral (Scribe Only)  <b>03</b> = Lang other than Eng/Spa – Written (Transcription)  <b>04</b> = Lang other than Eng/Spa – Oral (Scribe and Transcription)            Blank</p>	Y
BD	Spanish Transadaptation Form	N	3	<p><b>CMAS Only</b></p> <p>Used to assign/order a Spanish form of the assessment.</p> <p>Auditory Presentation only:</p> <ul style="list-style-type: none"> <li>For computer-based testing: If Spanish Transadaptation = blank and Text-to-Speech = '03' then the Spanish Text-to-Speech form will be assigned to the student.</li> </ul>	<p>If value = 'SPA' then the following criteria must be met, or record will error:</p> <ul style="list-style-type: none"> <li>Language Background = 'SPA'</li> <li>Accommodation Type = 'ML' or 'Both',</li> <li>Assistive Technology must be blank,</li> <li>Visual Accommodations must not = '01' – '05'</li> <li>AND additional criteria must be met as follows:</li> </ul> <p><b>Mathematics, Science, and Social Studies</b></p> <p>Test Code must = Math, Science, or Social Studies or the record will error.</p> <p><b>CSLA</b></p> <ul style="list-style-type: none"> <li>Test Code must = 'SLA03' OR 'SLA04'</li> <li>AND Non-English Response must = '01' or '02'</li> </ul>	SPA = Spanish Blank	N
BE	Word-to-Word Dictionary (English/ Native Language)	N	1	<p><b>CMAS Only</b></p> <p>The student uses a published word-to-word hand-held dictionary.</p>	<p>If value = 'Y' then 'Accommodation Type' must = 'ML' or 'Both' and</p> <ul style="list-style-type: none"> <li>'Spanish Transadaptation' cannot equal SPA or record will error.</li> <li>'Auditory Presentation: Text-to-Speech' cannot equal 03 or record will error.</li> </ul>	Y = Yes Blank	Y



Column Letter	Field Name	Required Y/N	Field Length	Field Definitions	Field Notes & Validations	Expected Values	Updateable
BF	Auditory Presentation: Text-to-Speech	N	2	<p><b>CMAS Only</b></p> <p>Used to assign the online form of the assessment with embedded auditory presentation. Through text-to-speech (TTS), on-screen text is read aloud to the student by means of embedded audio software.</p> <p><b>Notes:</b></p> <ul style="list-style-type: none"> <li>This form is only to be used by students who receive auditory presentation of text during instruction and classroom-based assessment.</li> <li>TTS is not intended to support students who are blind.</li> </ul>	<p>If value = non-blank then the following criteria must be met, or record will error:</p> <ul style="list-style-type: none"> <li>Paper Transcription must be blank</li> <li>Assistive Technology must be blank,</li> <li>Auditory Presentation: Script must be blank,</li> <li>Spanish Transadaptation must be blank,</li> <li>AND additional criteria must be met as follows:</li> </ul> <p><b>Mathematics, Science, and Social Studies</b></p> <p>If value = '02' or '03' then Test Code must = a Math, Science, or Social Studies Subject, or the record will error.</p> <p>If value = '03' then Language Background must = 'SPA' and Accommodation Type must = 'ML' or 'Both' or record will error.</p>	<p>02 = English Text-to-Speech</p> <p>03 = Spanish Text-to-Speech</p>	N
BG	Auditory/Signed Presentation: Script	N	2	<p><b>CMAS Only</b></p> <p>The test is read aloud or signed to the student by the test administrator.</p> <p><b>Notes:</b></p> <ul style="list-style-type: none"> <li>Under certain circumstances scripts are available for online tests. <ul style="list-style-type: none"> <li>Set the <b>Form Group Type</b> to 'AS' through the 'Form Group Type' field.</li> </ul> </li> </ul>	<p>If value = '01' OR '02' then the following criteria must be met, or record will error:</p> <ul style="list-style-type: none"> <li>Test Code = Math, Science, or Social Studies subject</li> <li>Text-to-Speech must be blank,</li> <li>AND additional criteria must be met as follows:</li> </ul> <p><b>Mathematics, Science, and Social Studies</b></p> <p>If value = '01' then the following criteria must be met:</p> <ul style="list-style-type: none"> <li>Accommodation Type must = non-blank</li> <li>AND Virtual Tester must = blank</li> </ul>	<p>01 = Signer/Lang Other than Eng/Spa</p> <p>02 = Auditory Presentation Blank</p>	Y
BH	Unique Accommodation/Modification	N	1	<p><b>CMAS Only</b></p> <p>Populated if the student was approved for use of a unique accommodation through the CDE-UAR process.</p>	Not valid when Subject = Science or Social Studies	Y = Yes Blank	N
BI	Emergency Accommodation	N	2	<p><b>CMAS Only</b></p> <p>An emergency accommodation for a student who incurs a temporary disabling condition that interferes with test performance shortly before or during testing.</p>		01 = Scribe 99 = Other Blank	Y
BJ	Extended Time	N	6	<p><b>CMAS Only</b></p> <p>Extended Time is provided to the student.</p>	<ul style="list-style-type: none"> <li>If value equals '1.5' then 'Accommodation Type' must be non-blank.</li> <li>If value equals '1.5' and 'Accommodation Type' = 'ML', then 'Spanish Transadaptation' must be blank.</li> <li>If value equals '1.5' and 'Accommodation Type' = 'ML', then 'Audtory Presentation: Text-to-Speech' must not = '03'.</li> <li>If value equals '2' then 'Accommodation Type' must = 'EP504' or 'Both'.</li> </ul>	<p>1.5 = Time-and-a-half</p> <p>2 = Double time Blank</p>	N
BK	Stop the Clock	N	1	<p><b>CMAS Only</b></p> <p>Unlimited pause time.</p>	If value = 'Y', then 'Accommodation Type' must be non-blank	Y = Yes Blank	N

**Reporting Data**

**Note:** Fields BL through CK are specific to the Student Test Update file.

Column Letter	Field Name	Required Y/N	Field Length	Field Definitions	Field Notes & Validations	Expected Values	Updateable
BL	Student Test UUID	Y	36	System generated unique identifier assigned to the student test	The Student Test UUID is used to match to the student test.  No updates will be made to PearsonAccess <sup>next</sup> from file import.		N
BM	Filler Field	N	50		Fields used in State SDF only	N/A	N



Column Letter	Field Name	Required Y/N	Field Length	Field Definitions	Field Notes & Validations	Expected Values	Updateable
BN	Test Status	Y	7	<p><b>Assign</b> = Student test has been assigned and all units are in an assign status.</p> <p><b>Testing</b> = Student Test has been assigned and units are in a combination of Assign, Testing and Attempt.</p> <p><b>Attempt</b> = Student Test has been assigned and all units are in a complete status.</p>	No updates will be made to PearsonAccess <sup>next</sup> from file import.	Assign Testing Attempt	N
BO	Total Test Items	N	3	Total number of questions on an administered test. (Only displayed if Test Attemptedness Flag is not blank.)	No updates will be made to PearsonAccess <sup>next</sup> from file import.	0-9 blank	N
BP	Test Attemptedness Flag	N	1	<p>Flag indicating the test attempt has met the Colorado test attempt criteria.</p> <p>Y = Test attempt processed and met the Colorado test attempt criteria</p> <p>N = Test attempt processed and did NOT meet the Colorado test attempt criteria</p> <p>Blank = Test attempt has not yet been processed to determine if attempted.</p>	No updates will be made to PearsonAccess <sup>next</sup> from file import.	Y N Blank	N
BQ	Total Test Items Attempted	N	3	Total number of items attempted on the test. (Only displayed if Test Attemptedness Flag is not blank.)	No updates will be made to PearsonAccess <sup>next</sup> from file import.	0-9 blank	N
BR	Filler Field	N	36		Fields used in State SDF only	N/A	N
BS	Filler Field	N	20		Fields used in State SDF only	N/A	N
BT	Filler Field	N	2		Fields used in State SDF only	N/A	N
BU	Filler Field	N	2		Fields used in State SDF only	N/A	N
BV	Filler Field	N	36		Fields used in State SDF only	N/A	N
BW	Filler Field	N	20		Fields used in State SDF only	N/A	N
BX	Filler Field	N	2		Fields used in State SDF only	N/A	N
BY	Filler Field	N	2		Fields used in State SDF only	N/A	N
BZ	Filler Field	N	36		Fields used in State SDF only	N/A	N
CA	Filler Field	N	20		Fields used in State SDF only	N/A	N
CB	Filler Field	N	2		Fields used in State SDF only	N/A	N
CC	Filler Field	N	2		Fields used in State SDF only	N/A	N
CD	Not Tested Code	N	1	Flag for Not Tested Reason		Y Blank	Y



Column Letter	Field Name	Required Y/N	Field Length	Field Definitions	Field Notes & Validations	Expected Values	Updateable
CE	Not Tested Reason	N*  *See Field Notes and Validations	2	Reason for Not Tested.	*This field is ONLY required if Not Tested Code field equals "Y".	00 = Absent 01 = Took Other Assessment OR Duplicate Registration/Attempt 02 = First Year in U.S. English Learner 03 = Withdrew Before/During Testing 04 = Student Test Refusal 05 = State Use Only 05 06 = Misadministration 07 = Medical Exemption 08 = Part Time Public and Part Time Home School Student 09 = Parent Excuse 11 = State Use Only 11 Blank	Y
CF	Void Test Score Code	N	1	Flag for voiding the test attempt score.		Y Blank	Y
CG	Void Test Score Reason	N*  *See Field Notes and Validations	2	Reason to Void Test Score.	*This field is ONLY required if Void Test Score Code field equals "Y".	01 = Took Other Assessment OR Duplicate Registration/Attempt 02 = Interrupted and Not Completed 03 = Withdrew Before/During Testing 04 = Student Test Refusal 05 = Non-approved Accommodation 06 = Misadministration 07 = Medical Exemption 08 = Part Time Public and Part Time Home School Student 09 = Parent Excuse 10 = State Use Only 10 11 = State Use Only 11 Blank	Y
CH	Calculated Invalidation	N	30	Final invalidation code calculated from the Not Tested, Void Score, and Report Suppression fields	This field will update based on changes made to the other invalidation fields (CD-CG).	Absent Took Other Assessment OR Duplicate Registration/Attempt First Year in U.S. English Interrupted and Not Completed Withdrew Before/During Testing Student Test Refusal Non-approved Accommodation Misadministration Medical Exemption Part Time/Part Time Home School Parent Excuse State Use Only 05 State Use Only 10 State Use Only 11 Not Attempted Valid Score Blank	N



Column Letter	Field Name	Required Y/N	Field Length	Field Definitions	Field Notes & Validations	Expected Values	Updateable
CI	Report Suppression Code	N	2	<p><b>01</b> = Home School Student</p> <p><b>03</b> = Off Grade Tester/State Use</p> <p><b>06</b> = Misadministration</p>	<p>No updates will be made to PearsonAccess<sup>next</sup> from STU file import.</p> <p><b>Note:</b> CDE indicates suppression coding based on:</p> <ul style="list-style-type: none"> <li>Responsible School Code = HHHH</li> <li>Requests from DACs submitted through <i>Testing Irregularity Report</i> documentation</li> </ul> <p>Post-testing changes made to data used for cross-validations, such as IEP/504 or IML status when the student had accommodations, which results in invalidation of student scores.</p>	<p><b>01</b></p> <p><b>03</b></p> <p><b>06</b></p> <p>Blank</p>	N
CJ	Report Suppression Action	N	2	<p><b>02</b> = Individual Student Performance Report (SPR) created and record included on the Roster Report. Excluded from all Aggregated Reports.</p> <p><b>05</b> = Individual SPR created. Excluded from the Roster Report and all Aggregated Reports.</p>	<p>No updates will be made to PearsonAccess<sup>next</sup> from STU file import.</p>	<p><b>02</b></p> <p><b>05</b></p> <p>Blank</p>	N
CK	End-of-Record	Y	1			Y	N