

Comparability

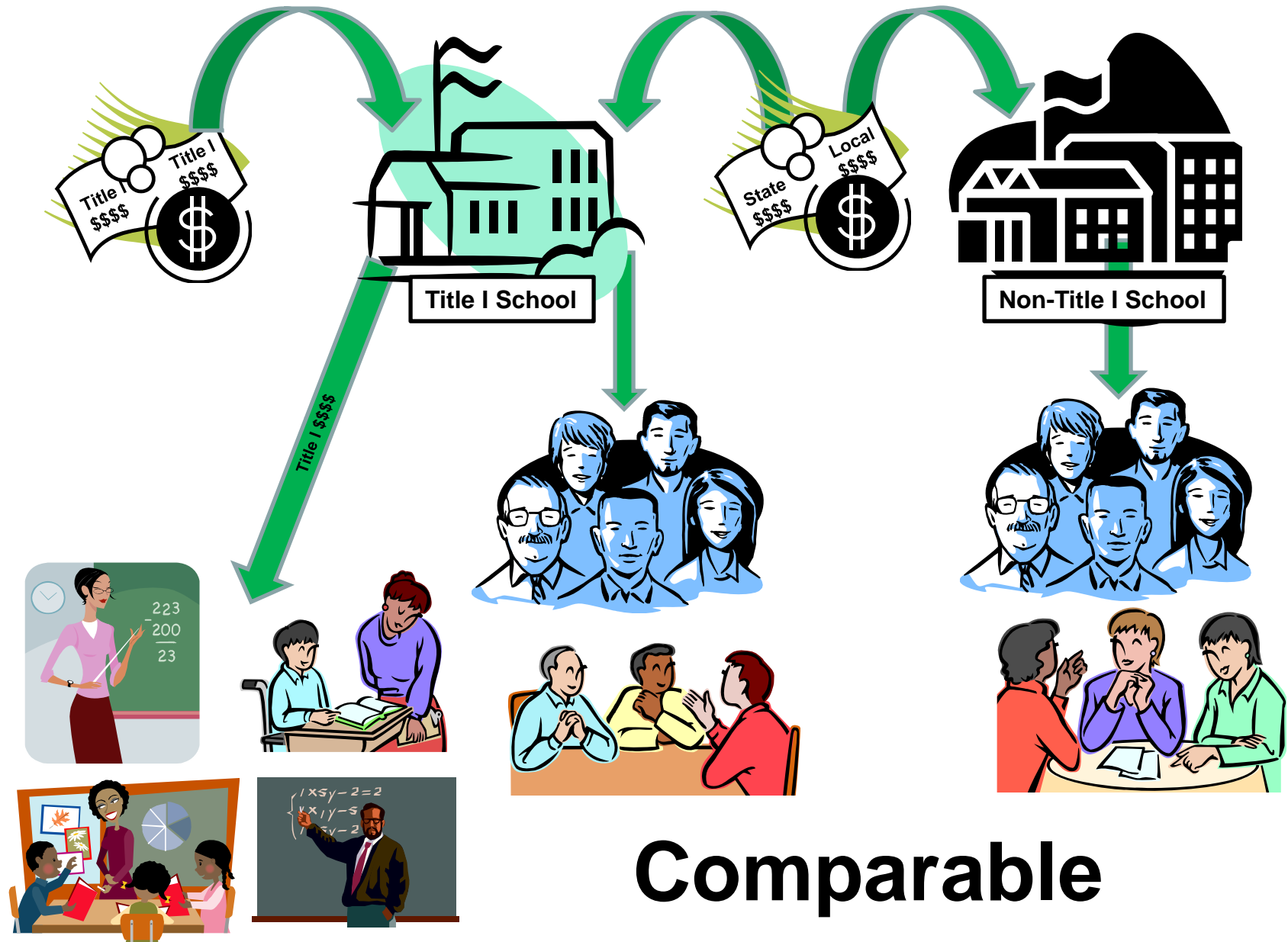
Regulations and Reporting
through CDE's
Online Data System

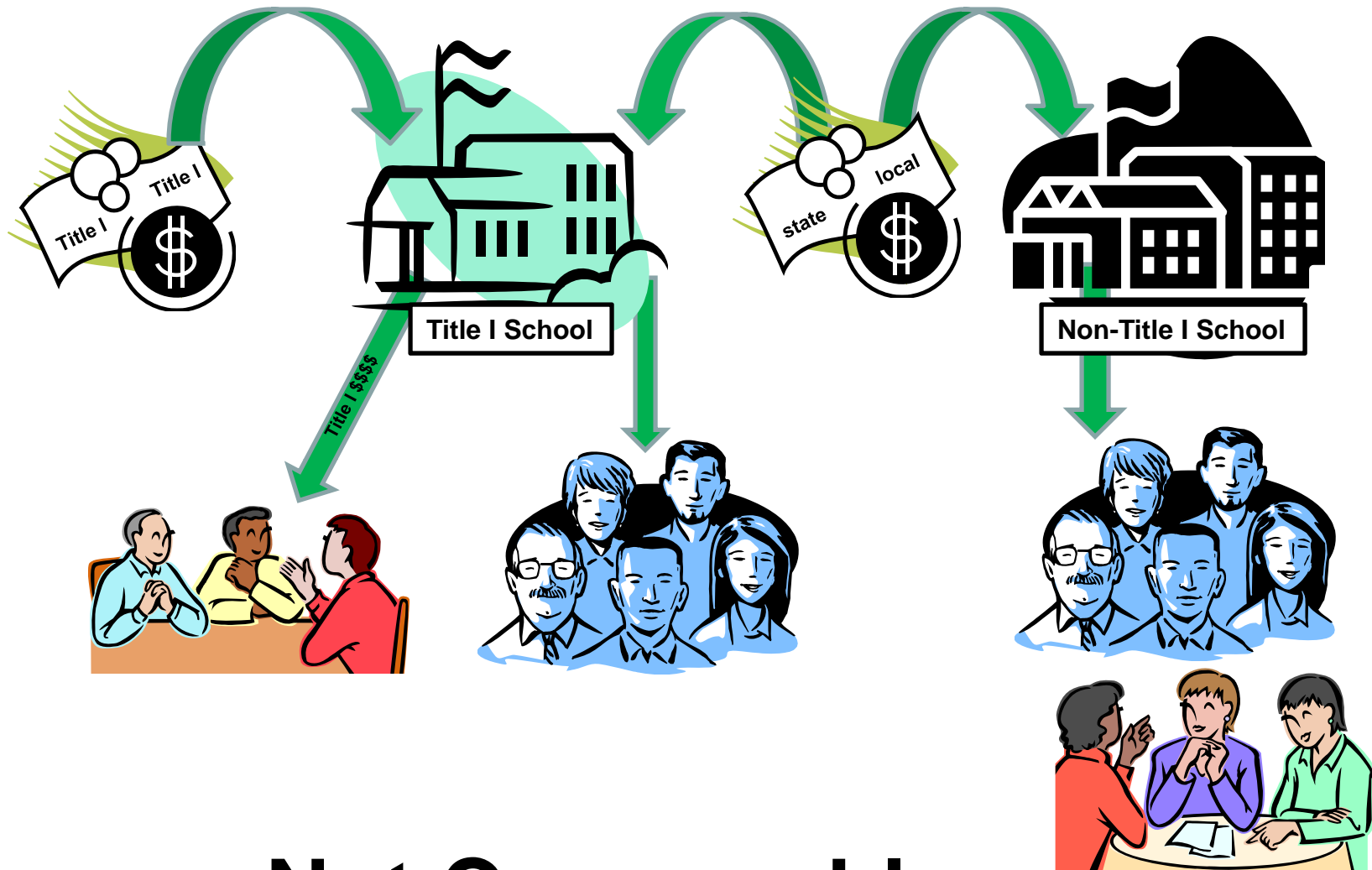
2012-13

Section 1120A(c) of No Child Left Behind:

District may receive federal Title I-A funds only if services in Title I schools, taken as a whole, are comparable to services provided by state and local funds to non-Title I schools in the same grade span (e.g., elementary, middle, high).

State- and locally-funded services
in Title I schools must be “comparable”
to non-Title I schools
before Title I-A dollars are applied.





Not Comparable

Remember

Title I funds intended to provide ***extra*** resources to poorly performing students from low-income neighborhoods—above and beyond that provided through state and local funding.

If Title I funds are spent on the basics, students won't receive the ***extra*** resources the law intended them to have.

Districts do not demonstrate Comparability if they:

- 1. Do not receive Title I-A funds; OR**
- 2. Receive Title I-A funds but:**
 - a. have only one school per grade span (E, M, H); OR**
 - b. have more than 1 school per grade span (E, M, H) but all Title I schools have 100 students or less.**

Districts must demonstrate Comparability if they:

Allocate Title I-A funds to at least one school with more than 100 students, in a grade span (E, M, H) that has at least two schools.

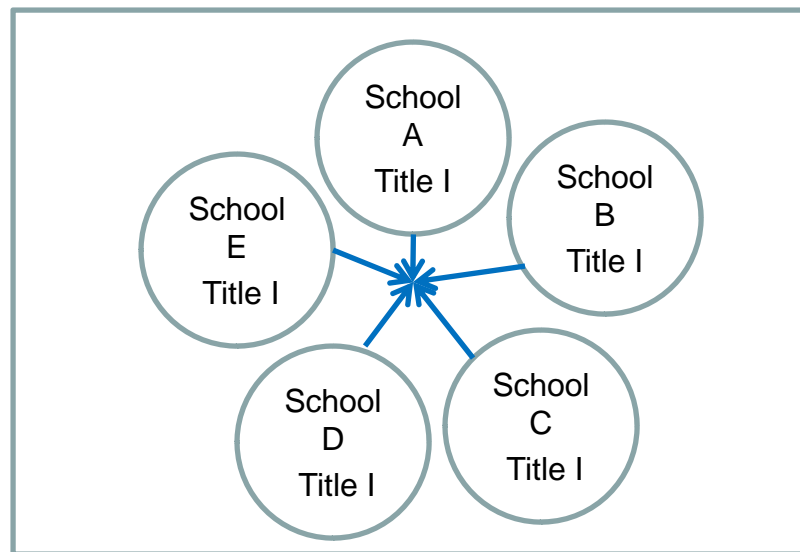
Districts may need to demonstrate
Comparability in more than one grade span.

Districts that must demonstrate comparability fall into 2 groups:

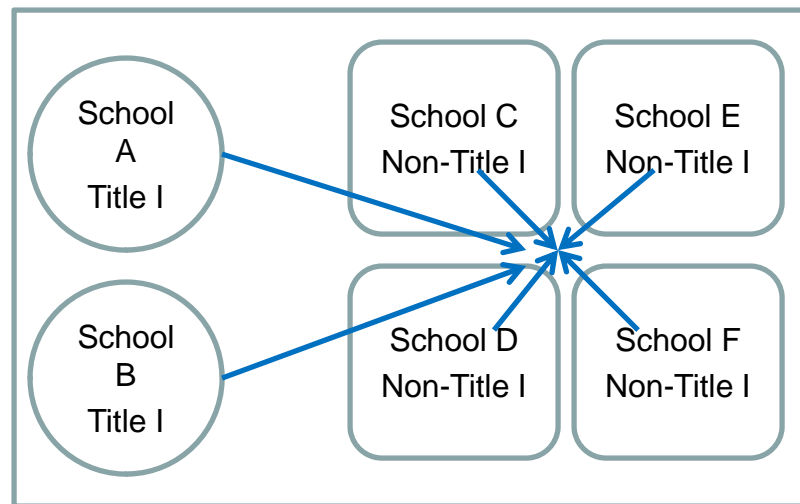
1. All schools in grade span (E, M, H) receive Title I funds.
2. Some schools in grade span get Title I funds and some do not.

Section 1120A(c) of NCLB:

If all schools in a grade span receive Title I-A funds, the district must demonstrate that each school is comparable to the average of all the schools, before Title I funds are applied.



If there are both Title I and non-Title I schools in the grade span (EMH), each Title I school must be comparable to the average of the non-Title I schools before Title I funds are applied.



Online System Uses Teacher FTE Method

- “Recommended” by U.S. Department of Education
- Districts must go through this system before attempting any alternative methods

What FTE is Included?

- Classroom teacher FTE paid from state and local funds (in full or part):
 - Includes FTE for Reading, Math, Science, as well as PE, Art, etc.
 - Special Education and ELL FTE paid with state and local funds—not federal funds
- Classroom teacher FTE paid with Title I funds

What FTE is Excluded?

- FTE for staff members that are not classroom teachers—paraprofessionals, administrators, librarians, team coaches, etc.
- Other federally funded FTE not paid with Title I funds.

If ALL schools in grade span are Title I

The online system calculates:

1. The student-teacher ratio for each school in the grade span, based on state and locally funded FTE only.
2. The average student-teacher ratio for the whole grade span (weighted so that the ratio for a 200-student school does not “weigh” as heavily as a 1,000-student school).

For each Title I school, the system reports whether the number of students per state/locally-funded teacher is:

more than 10% above the weighted average (Not Comparable)

School appears under-served compared to others in grade span

within 10% of the weighted average (Comparable)

more than 10% below the weighted average (Not Comparable)

School appears over-served compared to others in grade span

Title I schools with 100 or fewer students are not required to be comparable (NA). However, they are included when calculating the weighted average.

$$110\% \times 18 = 19.8$$

$$90\% \times 18 = 16.2$$

-24
-23
-22
-21
-20
-19
-18
-17
-16
-15
-14
-13
-12
-11
-10
- 9
- 8
- 7
- 6
- 5
- 4
- 3
- 2
- 1

Average = 18

If SOME schools in grade span are Title I and some are not

The online system calculates:

1. The student-teacher ratio for each non-Title I school in the grade span, based on state and locally funded FTE only.
2. The average student-teacher ratio for non-Title I schools across the grade span (weighted--ratio for a 200-student school does not “weigh” as heavily as a 1,000-student school).

For each Title I school, the system reports whether the number of students per state/locally funded teacher is:

more than 10% above the weighted average (Not Comparable)

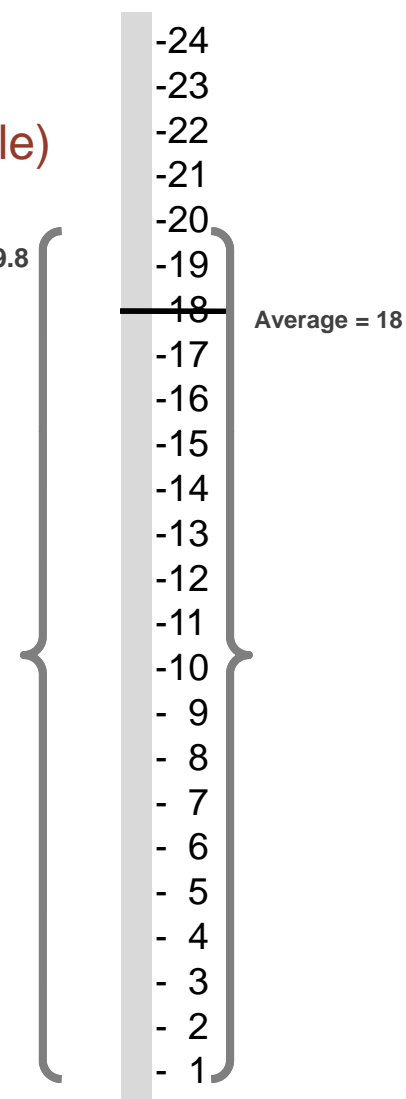
School appears to be under-served compared to non-Title I schools

10% or less above the of the weighted average—not $110\% \times 18 = 19.8$

more than 110% of weighted average (Comparable) Title

I School appears to be equally or better served than non-Title I schools

Non-Title I schools with 100 or fewer students are included when calculating the weighted average.





To access Online System go to:

Login Page



Colorado Department of Education

Comparability

Section 1120A(c) of No Child Left Behind states that a LEA may receive Title I, Part A funds only if it uses State and local funds to provide services in Title I schools that, taken as a whole, are at least comparable to the services provided in schools that are not receiving Title I funds. If the LEA serves all of its schools with Title I funds, the LEA must use State and local funds to provide services that, taken as a whole, are substantially comparable in each Title I school.

Accordingly, LEAs that receive Title I funds and have more than one school per grade are required to demonstrate comparability for those Title I schools with student enrollment of over 100.

4-digit District number

District Code:

User Name:

Password:

User Name and Password assigned to Respondent authorized by Superintendent

Login:

The district does not need to conduct comparability calculations because:

- ☐ district does not have Title I funds
- ☒ district does not have at least one school per grade span with the requisite student enrollment

Address Line 1:


Address Line 2:

Phone Number:

Fax Number:

Email Address:

Title 1 Authorized Representative:

Date: 

The authorized representative's name constitutes an electronic signature.

Please click here to acknowledge that BUENA VISTA R-31 is not required to demonstrate comparability for

click



Submit

Logout

cde

Colorado Department of Education

This district takes Title I money at only one grade span

Your district must conduct comparability calculations because:

- ☒ district has at least one Title I school
- ☒ district has at least one school in a grade span with the requisite student enrollment

Must conduct comparability at the following grade span(s):

☐ Elementary

☒ Middle

Edit Middle School Data

Finalize Middle School Comparability Data

☐ High

*When all eligible grade level data has been finalized, press the Submit Final Comparability Report button below

Submit Final Comparability Report

Logout

This district takes Title I money at two grade spans

Your district must conduct comparability calculations because:

- ☒ district has at least one Title I school
- ☒ district has at least one school in a grade span with the requisite student enrollment

Must conduct comparability at the following grade span(s):

- | | | |
|--|-----------------------------|---|
| <input checked="" type="checkbox"/> Elementary | Edit Elementary School Data | Finalize Elementary Comparability Data |
| <input checked="" type="checkbox"/> Middle | Edit Middle School Data | Finalize Middle School Comparability Data |
| <input type="checkbox"/> High | | |

*When all eligible grade level data has been finalized, press the Submit Final Comparability Report button below

Submit Final Comparability Report

Logout

Your district must conduct comparability calculations because:

- ☒ district has at least one Title I school
- ☒ district has at least one school in a grade span with the requisite student enrollment

Must conduct comparability at the following grade span(s):

<input checked="" type="checkbox"/> Elementary	Edit Elementary School Data	Finalize Elementary Comparability Data
<input checked="" type="checkbox"/> Middle	Edit Middle School Data	Finalize Middle School Comparability Data
<input type="checkbox"/> High		

*When all eligible grade level data has been finalized, press the Submit Final Comparability Report button below

click

Submit Final Comparability Report	Logout
---	------------------------

Classroom Teacher and Student Data by School

Edit This School's FTE or Enrollment Data				Return to Main Menu		Logout	
Select	School Code	School Name	Grade Span	School Status	All Teachers	State and Locally-funded Teachers	Enrollment
<input checked="" type="radio"/>			E	Non-Title I	15.9986	15.9986	240
<input type="radio"/>			E	Title I	30.8689	30.8689	478
<input type="radio"/>			E	Title I	30.3996	30.3996	247
<input type="radio"/>			E	Title I	39.5673	39.5673	441
<input type="radio"/>			E	Non-Title I	23.9006	23.9006	404
<input type="radio"/>			E	Non-Title I	22.8988	22.8988	343
<input type="radio"/>			E	Non-Title I	19.0001	19.0001	278
<input type="radio"/>			E	Non-Title I	16.1080	16.1080	309
<input type="radio"/>			E	Non-Title I	24.6125	24.6125	361
<input type="radio"/>			E	Non-Title I	30.5432	30.5432	618
<input type="radio"/>			E	Non-Title I	21.3462	21.3462	301
<input type="radio"/>			E	Non-Title I	22.0016	22.0016	338
<input type="radio"/>			E	Non-Title I	22.3996	22.3996	387
<input type="radio"/>			E	Non-Title I	23.9987	23.9987	461
<input type="radio"/>			E	Non-Title I	20.8991	20.8991	350
<input type="radio"/>			E	Non-Title I	18.4993	18.4993	261
<input type="radio"/>			E	Non-Title I	31.1180	31.1180	619

Choose a school
and click

Edit School Data

Save Changes

Return to Grade Span View

Logout

Please use these navigation buttons to move between screens. Do not use the back button on your browser.

School		Grade Span	Status
EAST ELEMENTARY SCHOOL		Elementary	Title I
A: Title I Teachers FTE	B: State and Locally-funded Teachers FTE	C: Calculated Sum of FTE (A + B)	Enrollment
<input type="text" value=".0000"/>	<input type="text" value="30.3996"/>	30.3996	<input type="text" value="247"/>

Update Title I FTE, State and Locally-funded FTE and Student Enrollment fields and "Save Changes"

Edit School Data

Save Changes

Return to Grade Span View

Logout

Please use these navigation buttons to move between screens. Do not use the back button on your browser.

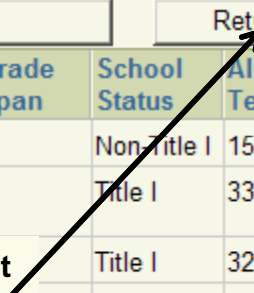
School		Grade Span	Status
EAST ELEMENTARY SCHOOL		Elementary	Title I
A: Title I Teachers FTE	B: State and Locally-funded Teachers FTE	C: Calculated Sum of FTE (A + B)	Enrollment
<input type="text" value="2.175"/>	<input type="text" value="30.3996"/>	30.3996	<input type="text" value="247"/>

Make updates and click Save Changes

click

Edit This School's FTE or Enrollment Data				Return to Main Menu		Logout	
Select	School Code	School Name	Grade Span	School Status	All Teachers	State and Locally-funded Teachers	Enrollment
<input checked="" type="radio"/>			E	Non-Title I	15.9986	15.9986	240
<input type="radio"/>			E	Title I	33.8689	30.8689	478
<input type="radio"/>				Title I	32.5746	30.3996	247
<input type="radio"/>				Title I	39.5673	39.5673	441
<input type="radio"/>			E	Non-Title I	23.9006	23.9006	404
<input type="radio"/>			E	Non-Title I	22.8988	22.8988	343
<input type="radio"/>			E	Non-Title I	19.0001	19.0001	278
<input type="radio"/>			E	Non-Title I	16.1080	16.1080	309
<input type="radio"/>			E	Non-Title I	24.6125	24.6125	361
<input type="radio"/>			E	Non-Title I	30.5432	30.5432	618
<input type="radio"/>			E	Non-Title I	21.3462	21.3462	301
<input type="radio"/>			E	Non-Title I	22.0016	22.0016	338
<input type="radio"/>			E	Non-Title I	22.3996	22.3996	387
<input type="radio"/>			E	Non-Title I	23.9987	23.9987	461
<input type="radio"/>			E	Non-Title I	20.8991	20.8991	350
<input type="radio"/>			E	Non-Title I	18.4993	18.4993	261
<input type="radio"/>			E	Non-Title I	31.1180	31.1180	619

Once all school FTE and enrollment numbers have been updated, click



Once all school FTE and enrollment numbers have been updated, click

Your district must conduct comparability calculations because:

- ☒ district has at least one Title I school
- ☒ district has at least one school in a grade span with the requisite student enrollment

Must conduct comparability at the following grade span(s):

<input checked="" type="checkbox"/> Elementary	Edit Elementary School Data	Finalize Elementary Comparability Data
<input checked="" type="checkbox"/> Middle	Edit Middle School Data	Finalize Middle School Comparability Data
<input type="checkbox"/> High		

*When all eligible grade level data has been finalized, press the Submit Final Comparability Report button below

Submit Final Comparability Report	Logout
---	------------------------

click

Title I and State and Locally-funded Schools - Elementary

				Return to Main Menu	Logout			
School Code	School Name	School Status	All Teacher FTE	State and Locally-funded Teacher FTE	Student Enrollment	All Student per Teacher Ratio	State and Locally-funded Student per Teacher Ratio	Comparable
		Title I	33.8689	30.8689	478	14.1132	15.4848	YES
		Title I	32.5746	30.3996	247	7.5826	8.1251	YES
		Title I	45.3173	39.5673	441	9.7314	11.1456	YES
Totals for Title I Schools			111.7608	100.8358	1166	10.4330	11.5634	
School Code	School Name	School Status	All Teacher FTE	State and Locally-funded Teacher FTE	Student Enrollment	All Student per Teacher Ratio	State and Locally-funded Student per Teacher Ratio	Comparable
		Non-Title I	15.9986		240	15.0013		N/A
		Non-Title I	23.9006		404	16.9033		N/A
		Non-Title I	22.8988		343	14.9790		N/A
		Non-Title I	19.0001		278	14.6315		N/A
		Non-Title I	16.1080		309	19.1830		N/A
		Non-Title I	24.6125		361	14.6673		N/A
		Non-Title I	30.5432		618	20.2336		N/A
		Non-Title I	21.3462		301	14.1009		N/A
		Non-Title I	22.0016		338	15.3625		N/A
		Non-Title I	22.3896		387	17.2771		N/A
		Non-Title I	23.9987		461	19.2094		N/A
		Non-Title I	20.8991		350	16.7471		N/A
		Non-Title I	18.4993		261	14.1086		N/A
		Non-Title I	31.1180		619	19.8920		N/A
Totals for State and Locally-funded Schools			313.3243		5270	16.8196		
* Elementary School Base for Comparability Check (1.1 * 16.8196) = 18.5016								

10% above average State- and locally-funded student/teacher ratio for non-Title I schools

Average State- and locally-funded student/teacher ratio for non-Title I schools in grade span

cde

Colorado Department of Education

Your district must conduct comparability calculations because:

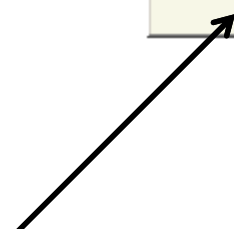
- ☒ district has at least one Title I school
- ☒ district has at least one school in a grade span with the requisite student enrollment

Must conduct comparability at the following grade span(s):

<input checked="" type="checkbox"/> Elementary	Edit Elementary School Data	Finalize Elementary Comparability Data
<input checked="" type="checkbox"/> Middle	Edit Middle School Data	Finalize Middle School Comparability Data
<input type="checkbox"/> High		

*When all eligible grade level data has been finalized, press the Submit Final Comparability Report button below

Submit Final Comparability Report	Logout
---	------------------------



Title I Comparability Status and Final Submission

Title I Elementary Schools

School Code	School Name	Enrollment	Comparable	Comparable via Alternate Calculation	Notes
1382		478	YES		
2382		247	YES		
2926		441	YES		

Submission Form

School District:

Contact Person for this Submission:

Telephone Number:

Email Address:

Address:

City:

State:

Zip:

To be in compliance with NCLB, LEA's receiving Title I Part A funds must develop procedures to ensure that the services provided with provided in non-Title 1 schools. State and local funds must be used in participating schools to provide services that, taken as a whole, are the Title 1 program. Moreover, if an LEA serves all of the schools in its district with Title 1 funds, the LEA must use state and local funds in each participating schools.

An LEA shall be considered to have met the requirements if they have filed with the Colorado Department of Education a written assurance

District-wide salary schedule;

Policy/documentation to ensure equivalence among schools in teachers, administrators and other staff;



Colorado Department of Education

To be in compliance with NCLB, LEA's receiving Title I Part A funds must develop procedures to ensure that provided in non-Title 1 schools. State and local funds must be used in participating schools to provide service the Title 1 program. Moreover, if an LEA serves all of the schools in its district with Title 1 funds, the LEA must in each participating schools.

An LEA shall be considered to have met the requirements if they have filed with the Colorado Department of

District-wide salary schedule;


Policy/documentation to ensure equivalence among schools in teachers, administrators and other staff;

and

Policy/documentation to ensure equivalence among schools in the provision of curriculum materials and

The district has established the above mentioned requirements and the above completed data tables at any time, any documentation and data that support these assurances.

* Authorized Representative:

* Date: 

The authorized representative's name constitutes an electronic signature.

Submit

Logout

cde

Colorado Department of Education

Title I Comparability Status and Final Submission

Title I Elementary Schools

School Code	School Name	Enrollment	Comparable	Comparable via Alternate Calculation	Notes
1382		478	YES		
2382		247	YES		
2926		441	YES		

Submission Form

School District:

Contact Person for this Submission:

Telephone Number:

Email Address:

Address:

City:

State:

Zip:

To be in compliance with NCLB, LEA's receiving Title I Part A funds must develop procedures to ensure that the services provided with provided in non-Title 1 schools. State and local funds must be used in participating schools to provide services that, taken as a whole, are the Title 1 program. Moreover, if an LEA serves all of the schools in its district with Title 1 funds, the LEA must use state and local funds in each participating schools.

An LEA shall be considered to have met the requirements if they have filed with the Colorado Department of Education a written assurance

District-wide salary schedule;

Policy/documentation to ensure equivalence among schools in teachers, administrators and other staff;

USDE offers 3 alternative methods to determine Comparability—after FTE method attempted but does not “work.”

Use alternative calculators found on CDE website at:

http://www.cde.state.co.us/FedPrograms/ti/a_comp.asp

Alternative 1: Schools compared separately based on large or small enrollment numbers

In addition to comparing FTE ratios within a grade span, the district further categorizes schools as large or small (for example, 450+ students vs. less than 450 students) and conducts comparability analyses on the two groups separately.

Alternative 2: Schools compared separately based on high or low poverty level

In addition to comparing FTE ratios within a grade span, the district further categorizes schools as high or low poverty (for example, 60% and higher vs. less than 60%) and conducts comparability analyses on the two groups separately.

Federal Programs Home

- NCLB Final Regulations
- NCLB Guidance
- Other NCLB Programs
- Federal Complaint Procedure
- Perkins Loan
- Contacts

Awards

Buzz

AYP

Parents & NCLB

Support Systems

Consolidated Application

Reports

Monitoring

Grants Fiscal

NCLB Calendar

Title I Comparability

Districts demonstrate comparability, a key requirement for accepting Title IA funds, by validating that Title IA schools are funded at the same level as non-Title IA schools – prior to any Title IA allocations [Section 1120A(c)]. This process ensures that Title IA funding through NCLB is “supplemental,” in accordance with Federal law.

Only districts that have more than one school with 100 or more students, in a grade span (elementary, middle, high) that receives Title IA funds, need to conduct comparability. If a district accepts Title IA funds but does not meet these criteria, the district does not need to demonstrate comparability.

[List of districts that need to demonstrate comparability](#) - pdf

For the 2009-2010 school year, all districts will use a new on-line comparability system to demonstrate and report comparability. The reporting window for the on-line comparability system will be October 2009 - December 2010.

To access the on-line system, each participating district will need to complete and submit a respondent form to CDE. Please note that even districts that do not need to demonstrate comparability will have to log-in to the on-line comparability system and confirm their status.

[Respondent Information Form](#) - pdf

System Access

<https://cdeapps.cde.state.co.us/Comp/faces/CompLogin.jspx>

Resources:

[2010-2011 Alternative Comparability Calculator](#) - excel

[Comparability Letter to Superintendents](#) - pdf

[Comparability Training Power Point](#) - pdf

Go to http://www.cde.state.co.us/FedPrograms/ti/a_comp.asp

cde

Colorado Department of Education

Enter District name and number

High/Low Band Comparability Calculation: All Schools Title I

Use pull-down menu to choose grade span and basis for high/low band

3	Name:	District	Number:	Grade Span:	Elementary	
4	High/Low Bands based on (choose one):		Student Enrollment			
5	Low Band--All Schools Title I			Enrollment/Poverty Rate <=		
6	School Number	School Name	Student Enrollment	State/locally-funded Teacher FTE	students per State/locally-funded teacher	Comparable
7						NA
8						NA
9						NA
10						NA
11						NA
12						NA
13						NA
14						NA
15						NA
16						NA
17						NA
18						NA
19						NA
20						NA
21						NA
22						NA
23						NA
24						NA
25						NA
26						NA
27						NA
28						NA
29						NA
30						
31						
32	Lower base for Low Band Comparability check (90% of average number of students per State/locally-funded teacher)					
33	Upper base for Low Band Comparability check (110% of average number of students per State/locally-funded teacher)					

Enter high/low cut point

Enter school numbers, names, enrollment and FTE information

Student/teacher ratios for schools and grade span will calculate automatically, as well as lower and upper bases

36	High Band--All Schools Title I				Enrollment/Poverty Rate >	
37	School Number	School Name	Student Enrollment	State/locally-funded Teacher FTE	students per State/locally-funded teacher	Comparable
38						NA
39						NA
40						NA
41						NA
42						NA
43						NA
44						NA
45						NA
46						NA
47						NA
48						NA
49						NA
50						NA
51						NA
52						NA
53						NA
54						NA
55						NA
56						NA
57						NA
58						NA
59						NA
60						NA
61						
62						
63	Lower base for High Band Comparability check (90% of average number of students per State/locally-funded teacher)					
64	Upper base for High Band Comparability check (110% of average number of students per State/locally-funded teacher)					

1	High/Low Band Comparability Calculation: Not All Schools Title I					
2						
3	District Name:		District Number:		Grade Span	
4	High/Low Bands based on (choose one):		poverty rate			
5	Low Band--Title I Schools			Enrollment/Poverty Rate <=		
6	School Number	School Name	Student Enrollment	State/locally-funded Teacher FTE	students per State/locally-funded teacher	Comparable
7						NA
8						NA
9						NA
10						NA
11						NA
12						NA
13						NA
14						NA
15						NA
16						NA
17						NA
18						NA
19						NA
20						NA
21						NA
22						
23						
24	Base for <i>Low Band</i> Comparability check (110% of average number of students per State/locally-funded teacher)					
25						
26	Low Band--Non-Title I Schools					
27	School Number	School Name	Student Enrollment	State/locally-funded Teacher FTE	students per State/locally-funded teacher	
28						
29						
30						
31						

Alternative 3: Based on state and local funds per-pupil for educational materials and resources

If all schools Title I, worksheet calculates weighted average for grade span and determines whether per-pupil amount for each school falls within 10% of average (i.e. 90% - 110%).

If not all schools Title I, worksheet calculates weighted average for non-Title I schools and determines whether per-pupil amount for each Title I school falls at or above 90% of non-Title I average.

What is included in Per-Pupil Allocation?

All educational and instructional resources purchased with state and local funds:

- Salaries and benefits for teachers, librarian, instructional coaches, paraprofessionals and aides, principal, etc.
- Curriculum materials, educational software, manuals—some hardware in certain circumstances.
- Field trip costs.

Not included in Per-Pupil Allocation

- Transportation and cafeteria costs.
- Resources/materials purchased with funds from sources other than state and local.
- Office staff not directly involved in educational activities, such as secretaries, counselors, nurses, etc.
- After-school or extracurricular activities such as sports, clubs, newspaper, etc.
- Operating costs such as HVAC, electricity, building lease, etc.

1	Per-Pupil Allocation Comparability Calculation: All Schools Title I					
2						
3	District Name:		District Number:		Grade Span	
4	All Title I Schools					
5	School Number	School Name	Student Enrollment	State/locally-funded Instructional Resources Allocation	State/locally-funded Per-Pupil Allocation	Comparable
6						NA
7						NA
8						NA
9						NA
10						NA
11						NA
12						NA
13						NA
14						NA
15						NA
16						NA
17						NA
18						NA
19						NA
20						NA
21						NA
22						NA
23						NA
24						NA
25						NA
26						NA
27						NA
28						NA
29						NA
30						
31						
32	Lower base for Comparability check (90% of average State/locally-funded per-pupil allocation)					
33	Upper base for Comparability check (110% of average State/locally-funded per-pupil allocation)					

1	Per-Pupil Allocation Comparability Calculation: Not All Schools Title I					
2						
3	District Name:		District Number:		Grade Span	
4						
5	Title I Schools					
6	School Number	School Name	Student Enrollment	State/locally-funded Instructional Resources Allocation	State/locally-funded Per-Pupil Allocation	Comparable
7						NA
8						NA
9						NA
10						NA
11						NA
12						NA
13						NA
14						NA
15						NA
16						NA
17						NA
18						NA
19						NA
20						NA
21						NA
22						NA
23						NA
24						NA
25						NA
26						NA
27						NA
28						NA
29						NA
30						
31						
32	Base for Comparability check (90% of average State/locally-funded per-pupil allocation)					
33						
34						
35	Non-Title I Schools					
36	School Number	School Name	Student Enrollment	State/locally-funded Instructional Resources Allocation	State/locally-funded Per-Pupil Allocation	
37						
38						
39						
40						
41						
42						
43						
44						
45						
46						
47						

If you are a new Respondent and have not submitted the form to get a User Name and Password:

- ✓ Print and complete the Respondent Form:
http://www.cde.state.co.us/FedPrograms/ti/a_comp.asp
- ✓ Get Superintendent's signature
- ✓ Fax, email or send to Donna Morganstern
(303-866-6637)

Data needed from HR

FTE numbers for Teacher Job Class Codes:

- 201 (Regular Education)
- 202 (Special Education)
- 206 (Title I)

Grant Funding Codes:

- 4010 (Title I)
- NOT 4027, 5027, 6027, 8027 (IDEA, Part B)

Title I Teachers are identified by Job Class Code 206
or Grant Funding Code 4010

Frequently Asked Questions

When does the online system open and close?

We will be opening very soon—a couple of technological glitches being worked out. The system will close December 16th.

Frequently Asked Questions

Which students count for enrollment?

All students in kindergarten and higher—but no pre-K or younger.

What if kindergarten students are only half-time? Do they count as $\frac{1}{2}$ student?

Enrollment is a head count. Half-time K students count as full students.

How do we decide which method to use?

Districts must use FTE online system first. If any school is not comparable via this method, the district may use approved alternative method. Per-pupil allocation method considered last option and requires the most additional work.

What if a school *comparable* via the FTE method comes out *not comparable* with an alternative method?

A school deemed “comparable” via the FTE method will not lose this status if the district must use an alternative method.

Must the district submit documentation that the data entered are correct?

Updated FTE and enrollment numbers will be compared to October Count and HR data submitted to CDE through other data collections. Districts using per-pupil allocation method required to submit copies of budgets and expenditures.

Remember!

Federal law prohibits using Title I-A funds to supplant state and locally funded school programs and resources

Questions?

Donna Morganstern (303-866-6209)

morganstern_d@cde.state.co.us

cde

Colorado Department of Education