


COLORADO DEPARTMENT OF EDUCATION
FALL 2006 PUPIL MEMBERSHIP BY COUNTY, DISTRICT, GRADE, RACE/ETHNICITY, AND GENDER

County Code	COUNTY	DISTRICT CODE	DISTRICT	GRADE	AMERICAN INDIAN OR ALASKAN NATIVE		AMERICAN INDIAN OR ALASKAN NATIVE		ASIAN OR PACIFIC ISLANDER		ASIAN OR PACIFIC ISLANDER		BLACK (NOT HISPANIC)		BLACK (NOT HISPANIC)		WHITE (NOT HISPANIC)		WHITE (NOT HISPANIC)		Total
					FEMALE	MALE	FEMALE	MALE	FEMALE	MALE	FEMALE	MALE	FEMALE	MALE	FEMALE	MALE	FEMALE	MALE			
01	ADAMS	0010	MAPLETON 1 PK		3	2	4	5	3	2	100	124	34	44	321						
01	ADAMS	0010	MAPLETON 1 K (Half-Day)		3	1	7	6	1	122	167	59	70	441							
01	ADAMS	0010	MAPLETON 1 K (Full-Day)		0	0	0	0	1	12	13	2	2	30							
01	ADAMS	0010	MAPLETON 1 1st		3	4	6	4	7	141	177	56	68	472							
01	ADAMS	0010	MAPLETON 1 3rd		3	3	3	12	7	159	175	51	62	483							
01	ADAMS	0010	MAPLETON 1 3rd		4	3	6	5	6	162	154	63	74	480							
01	ADAMS	0010	MAPLETON 1 4th		5	2	5	6	8	149	140	68	54	444							
01	ADAMS	0010	MAPLETON 1 5th		5	4	4	9	3	129	144	73	63	439							
01	ADAMS	0010	MAPLETON 1 6th		6	4	5	5	7	134	139	61	63	426							
01	ADAMS	0010	MAPLETON 1 7th		3	4	5	6	5	109	123	54	61	372							
01	ADAMS	0010	MAPLETON 1 8th		5	3	8	3	1	118	129	61	70	404							
01	ADAMS	0010	MAPLETON 1 9th		4	4	5	6	2	132	136	50	59	405							
01	ADAMS	0010	MAPLETON 1 10th		0	4	2	6	4	96	111	55	72	358							
01	ADAMS	0010	MAPLETON 1 11th		2	4	7	9	5	82	92	65	51	320							
01	ADAMS	0010	MAPLETON 1 12th		0	1	7	4	5	52	42	41	46	200							
01	ADAMS	0010	MAPLETON 1 DISTRICT TOTAL		46	43	74	86	69	1,697	1,866	793	859	5,595							
01	ADAMS	0020	ADAMS 12 FIV PK		0	2	29	31	8	12	135	162	113	196	688						
01	ADAMS	0020	ADAMS 12 FIV K (Half-Day)		7	6	55	62	16	23	212	212	671	669	1,933						
01	ADAMS	0020	ADAMS 12 FIV K (Full-Day)		6	7	20	23	10	7	236	269	269	238	1,085						
01	ADAMS	0020	ADAMS 12 FIV 1st		10	17	72	92	42	39	458	463	931	1,006	3,130						
01	ADAMS	0020	ADAMS 12 FIV 3rd		13	18	77	76	36	36	513	469	928	959	3,125						
01	ADAMS	0020	ADAMS 12 FIV 3rd		6	13	90	67	40	43	416	465	894	965	2,999						
01	ADAMS	0020	ADAMS 12 FIV 4th		13	9	83	70	37	40	419	430	886	883	2,870						
01	ADAMS	0020	ADAMS 12 FIV 5th		14	20	62	59	28	37	421	419	870	915	2,845						
01	ADAMS	0020	ADAMS 12 FIV 6th		12	13	79	71	41	41	379	413	816	889	2,754						
01	ADAMS	0020	ADAMS 12 FIV 7th		14	19	58	64	36	54	374	401	816	876	2,712						
01	ADAMS	0020	ADAMS 12 FIV 8th		22	14	57	76	37	41	395	421	889	852	2,804						
01	ADAMS	0020	ADAMS 12 FIV 9th		12	17	63	63	57	38	460	491	971	956	3,128						
01	ADAMS	0020	ADAMS 12 FIV 10th		12	17	71	77	35	36	363	403	823	832	2,664						
01	ADAMS	0020	ADAMS 12 FIV 11th		7	17	54	57	30	37	334	343	756	730	2,365						
01	ADAMS	0020	ADAMS 12 FIV 12th		8	17	66	76	31	25	300	287	709	730	2,239						
01	ADAMS	0020	ADAMS 12 FIV DISTRICT TOTAL		156	191	936	964	494	509	5,415	5,648	11,342	11,696	37,341						
01	ADAMS	0030	ADAMS COUN PK		0	0	0	1	2	2	137	162	15	20	339						
01	ADAMS	0030	ADAMS COUN K (Half-Day)		1	1	0	1	8	4	153	180	36	33	417						
01	ADAMS	0030	ADAMS COUN K (Full-Day)		2	0	0	3	1	1	71	74	10	12	171						
01	ADAMS	0030	ADAMS COUN 1st		1	2	1	1	7	6	228	250	39	40	577						
01	ADAMS	0030	ADAMS COUN 3rd		5	1	1	0	8	7	197	227	45	43	534						
01	ADAMS	0030	ADAMS COUN 3rd		4	0	2	10	13	202	213	33	41	520							
01	ADAMS	0030	ADAMS COUN 4th		1	5	4	1	6	6	206	182	34	52	494						
01	ADAMS	0030	ADAMS COUN 5th		2	1	3	0	6	10	199	178	38	50	487						
01	ADAMS	0030	ADAMS COUN 6th		3	4	0	1	3	7	201	186	33	31	469						
01	ADAMS	0030	ADAMS COUN 7th		1	4	0	2	9	5	172	194	37	40	464						
01	ADAMS	0030	ADAMS COUN 8th		3	3	0	1	5	5	168	156	39	39	419						
01	ADAMS	0030	ADAMS COUN 9th		2	4	1	1	9	18	227	259	53	49	623						
01	ADAMS	0030	ADAMS COUN 10th		5	5	0	3	7	14	208	160	55	52	509						
01	ADAMS	0030	ADAMS COUN 11th		3	1	1	3	6	4	131	158	31	41	379						
01	ADAMS	0030	ADAMS COUN 12th		2	5	0	1	3	2	162	160	43	58	436						
01	ADAMS	0030	ADAMS COUN DISTRICT TOTAL		35	36	10	21	89	104	2,662	2,739	541	601	6,838						
01	ADAMS	0040	BRIGHTON 27, PK		2	4	3	7	2	5	68	97	74	111	373						
01	ADAMS	0040	BRIGHTON 27, K (Half-Day)		4	4	13	21	13	10	190	183	255	239	932						
01	ADAMS	0040	BRIGHTON 27, K (Full-Day)		1	0	1	0	0	17	29	26	0	1	59						
01	ADAMS	0040	BRIGHTON 27, 1st		7	9	17	16	12	17	223	224	271	269	1,065						
01	ADAMS	0040	BRIGHTON 27, 3rd		3	1	20	12	9	11	200	253	253	260	1,022						
01	ADAMS	0040	BRIGHTON 27, 3rd		4	5	14	19	12	13	201	209	234	264	975						
01	ADAMS	0040	BRIGHTON 27, 4th		4	2	13	19	8	9	205	199	217	240	916						
01	ADAMS	0040	BRIGHTON 27, 5th		3	5	14	13	15	9	200	195	253	247	954						
01	ADAMS	0040	BRIGHTON 27, 6th		0	6	12	30	11	14	184	175	215	226	873						
01	ADAMS	0040	BRIGHTON 27, 7th		4	5	11	13	10	13	203	190	185	198	832						
01	ADAMS	0040	BRIGHTON 27, 8th		4	6	23	15	7	11	209	166	213	227	881						
01	ADAMS	0040	BRIGHTON 27, 9th		7	4	9	14	13	25	199	252	232	221	976						
01	ADAMS	0040	BRIGHTON 27, 10th		1	7	14	12	10	13	149	150	185	199	740						
01	ADAMS	0040	BRIGHTON 27, 11th		0	3	5	12	7	3	92	86	132	131	471						
01	ADAMS	0040	BRIGHTON 27, 12th		2	0	6	3	6	6	93	85	145	154	500						
01	ADAMS	0040	BRIGHTON 27, DISTRICT TOTAL		46	61	175	206	135	160	2,445	2,490	2,864	2,987	11,569						
01	ADAMS	0050	BENNETT 29J PK		0	0	0	0	0	0	0	2	17	37	56						
01	ADAMS	0050	BENNETT 29J K (Half-Day)		1	1	0	0	0	5	8	38	37	90							
01	ADAMS	0050	BENNETT 29J 1st		0	1	2	0	1	6	10	38	44	103							



COLORADO DEPARTMENT OF EDUCATION
FALL 2006 PUPIL MEMBERSHIP BY COUNTY, DISTRICT, GRADE, RACE/ETHNICITY, AND GENDER

County Code	COUNTY	DISTRICT CODE	DISTRICT	GRADE	AMERICAN INDIAN OR ALASKAN NATIVE		ASIAN OR PACIFIC ISLANDER		BLACK (NOT HISPANIC)		HISPANIC		WHITE (NOT HISPANIC)		Total
					FEMALE	MALE	FEMALE	MALE	FEMALE	MALE	FEMALE	MALE	FEMALE	MALE	
01	ADAMS	0050	BENNETT 29J 3rd		0	0	0	0	1	1	1	4	24	46	77
01	ADAMS	0050	BENNETT 29J 3rd		0	4	0	1	0	0	7	8	27	35	82
01	ADAMS	0050	BENNETT 29J 4th		1	0	0	0	0	0	4	4	30	35	74
01	ADAMS	0050	BENNETT 29J 5th		0	1	0	1	0	0	5	4	27	26	64
01	ADAMS	0050	BENNETT 29J 6th		1	0	0	0	0	1	10	7	37	36	92
01	ADAMS	0050	BENNETT 29J 7th		0	1	0	1	1	1	6	4	39	37	90
01	ADAMS	0050	BENNETT 29J 8th		0	0	0	0	3	1	6	7	40	45	102
01	ADAMS	0050	BENNETT 29J 9th		0	0	1	0	0	0	4	5	31	50	91
01	ADAMS	0050	BENNETT 29J 10th		0	0	0	0	1	0	1	7	37	52	98
01	ADAMS	0050	BENNETT 29J 11th		0	1	0	0	0	3	3	4	31	48	90
01	ADAMS	0050	BENNETT 29J 12th		0	0	0	1	0	0	4	5	28	26	64
01	ADAMS	0050	BENNETT 29J DISTRICT TOTAL		3	9	3	4	7	8	62	79	444	554	1,173
01	ADAMS	0060	STRASBURG 3PK		0	0	0	0	1	1	3	6	20	44	75
01	ADAMS	0060	STRASBURG 3K (Half-Day)		0	0	0	0	0	0	1	2	27	16	46
01	ADAMS	0060	STRASBURG 31st		0	0	1	0	0	0	4	3	24	19	51
01	ADAMS	0060	STRASBURG 33rd		0	0	1	0	0	0	2	2	32	30	67
01	ADAMS	0060	STRASBURG 33rd		0	0	0	2	0	0	7	2	27	39	77
01	ADAMS	0060	STRASBURG 34th		0	0	0	1	0	0	4	7	19	32	63
01	ADAMS	0060	STRASBURG 35th		1	0	0	0	2	0	0	5	32	33	74
01	ADAMS	0060	STRASBURG 36th		0	0	0	1	0	0	0	5	27	20	54
01	ADAMS	0060	STRASBURG 37th		1	0	0	2	0	1	3	4	37	42	92
01	ADAMS	0060	STRASBURG 38th		0	0	2	1	0	0	3	1	24	38	70
01	ADAMS	0060	STRASBURG 39th		0	0	1	0	0	0	3	2	29	36	71
01	ADAMS	0060	STRASBURG 310th		0	0	1	0	0	0	3	1	38	35	78
01	ADAMS	0060	STRASBURG 311th		1	0	0	0	0	0	1	4	29	30	66
01	ADAMS	0060	STRASBURG 312th		0	0	0	0	0	0	2	2	33	36	74
01	ADAMS	0060	STRASBURG 3DISTRICT TOTAL		3	10	5	5	2	2	36	46	398	450	958
01	ADAMS	0070	WESTMINSTE1PK		3	3	18	1	1	1	154	200	54	56	493
01	ADAMS	0070	WESTMINSTE1K (Half-Day)		8	2	25	18	4	7	309	348	74	103	901
01	ADAMS	0070	WESTMINSTE11st		6	2	20	23	5	6	309	329	103	98	901
01	ADAMS	0070	WESTMINSTE13rd		4	4	24	18	8	6	281	308	84	106	845
01	ADAMS	0070	WESTMINSTE13rd		6	5	23	21	10	8	278	286	79	99	815
01	ADAMS	0070	WESTMINSTE14th		2	4	15	24	3	4	262	278	83	97	772
01	ADAMS	0070	WESTMINSTE15th		7	1	21	27	8	9	256	222	83	128	762
01	ADAMS	0070	WESTMINSTE16th		5	5	24	25	5	11	265	275	99	109	823
01	ADAMS	0070	WESTMINSTE17th		5	6	30	30	4	9	237	249	105	111	786
01	ADAMS	0070	WESTMINSTE18th		5	4	30	25	10	8	242	278	117	121	840
01	ADAMS	0070	WESTMINSTE19th		4	3	30	34	15	10	297	287	125	125	930
01	ADAMS	0070	WESTMINSTE110th		1	2	27	61	7	10	195	204	100	99	676
01	ADAMS	0070	WESTMINSTE111th		1	2	19	25	2	10	166	158	106	108	597
01	ADAMS	0070	WESTMINSTE112th		1	1	27	23	8	7	160	116	94	105	542
01	ADAMS	0070	WESTMINSTE1DISTRICT TOTAL		58	41	321	345	90	108	3,411	3,538	1,306	1,465	10,683
01	COUNTY TOTAL				347	384	1,529	1,631	879	953	15,728	16,406	17,688	18,612	74,157
02	ALAMOSA	0100	ALAMOSA RE- K (Half-Day)		0	0	1	0	0	1	49	56	25	34	166
02	ALAMOSA	0100	ALAMOSA RE- K (Full-Day)		0	0	0	0	0	1	7	6	0	1	15
02	ALAMOSA	0100	ALAMOSA RE- 1st		0	1	1	0	1	1	51	42	27	26	150
02	ALAMOSA	0100	ALAMOSA RE- 3rd		2	2	1	0	0	0	43	44	37	27	156
02	ALAMOSA	0100	ALAMOSA RE- 3rd		1	0	0	0	0	1	63	52	40	30	187
02	ALAMOSA	0100	ALAMOSA RE- 4th		0	0	1	0	0	0	40	54	20	31	146
02	ALAMOSA	0100	ALAMOSA RE- 5th		1	1	0	1	0	2	39	59	25	37	165
02	ALAMOSA	0100	ALAMOSA RE- 6th		0	2	1	0	0	0	35	42	32	39	152
02	ALAMOSA	0100	ALAMOSA RE- 7th		1	0	1	1	0	0	45	54	19	31	152
02	ALAMOSA	0100	ALAMOSA RE- 8th		1	0	2	1	0	0	44	50	26	33	157
02	ALAMOSA	0100	ALAMOSA RE- 9th		1	3	1	0	0	0	57	62	44	42	210
02	ALAMOSA	0100	ALAMOSA RE- 10th		1	0	3	4	1	0	60	49	41	33	192
02	ALAMOSA	0100	ALAMOSA RE- 11th		1	0	0	2	0	1	42	45	31	34	156
02	ALAMOSA	0100	ALAMOSA RE- 12th		1	0	2	2	1	0	33	46	28	31	144
02	ALAMOSA	0100	ALAMOSA RE- DISTRICT TOTAL		10	9	14	12	3	7	608	661	395	429	2,148
02	ALAMOSA	0110	SANGRE DE C PK		0	0	0	0	0	0	2	2	8	4	16
02	ALAMOSA	0110	SANGRE DE C K (Full-Day)		0	0	0	0	0	0	3	2	7	10	22
02	ALAMOSA	0110	SANGRE DE C 1st		0	0	0	0	0	0	4	3	5	10	22
02	ALAMOSA	0110	SANGRE DE C 3rd		1	0	0	0	0	0	3	2	6	9	21
02	ALAMOSA	0110	SANGRE DE C 3rd		0	0	0	0	0	0	5	2	11	9	27
02	ALAMOSA	0110	SANGRE DE C 4th		0	0	1	0	0	0	3	3	8	7	22
02	ALAMOSA	0110	SANGRE DE C 5th		0	0	0	0	0	0	2	2	8	15	27
02	ALAMOSA	0110	SANGRE DE C 6th		0	0	0	2	0	0	2	4	7	6	21
02	ALAMOSA	0110	SANGRE DE C 7th		0	0	0	0	0	0	7	0	8	17	32



COLORADO DEPARTMENT OF EDUCATION
FALL 2006 PUPIL MEMBERSHIP BY COUNTY, DISTRICT, GRADE, RACE/ETHNICITY, AND GENDER

County Code	COUNTY	DISTRICT CODE	DISTRICT	GRADE	AMERICAN INDIAN OR ALASKAN NATIVE		AMERICAN INDIAN OR ALASKAN NATIVE		ASIAN OR PACIFIC ISLANDER		ASIAN OR PACIFIC ISLANDER		BLACK (NOT HISPANIC)		BLACK (NOT HISPANIC)		WHITE (NOT HISPANIC)		WHITE (NOT HISPANIC)		Total
					FEMALE	MALE	FEMALE	MALE	FEMALE	MALE	FEMALE	MALE	FEMALE	MALE	FEMALE	MALE	FEMALE	MALE			
05	BACA	0230	WALSH RE-1 1st		1	0	0	0	0	0	0	0	1	1	5	3					11
05	BACA	0230	WALSH RE-1 3rd		0	0	0	0	0	0	0	0	2	3	4	9					9
05	BACA	0230	WALSH RE-1 3rd		0	0	0	0	0	0	0	0	1	5	3	9					9
05	BACA	0230	WALSH RE-1 4th		0	0	0	0	0	0	0	1	0	6	5	12					12
05	BACA	0230	WALSH RE-1 5th		0	0	0	0	0	0	0	0	3	6	5	14					14
05	BACA	0230	WALSH RE-1 6th		0	0	0	0	0	0	1	0	0	6	7	14					14
05	BACA	0230	WALSH RE-1 7th		0	0	0	0	0	0	0	0	0	3	9	12					12
05	BACA	0230	WALSH RE-1 8th		0	0	0	0	0	0	0	1	1	6	5	13					13
05	BACA	0230	WALSH RE-1 9th		1	0	0	0	0	0	0	0	1	4	4	10					10
05	BACA	0230	WALSH RE-1 10th		0	0	0	0	0	0	0	0	2	5	4	11					11
05	BACA	0230	WALSH RE-1 11th		0	0	0	0	0	0	0	0	0	1	5	6					6
05	BACA	0230	WALSH RE-1 12th		0	0	0	0	0	0	0	0	2	2	1	5					5
05	BACA	0230	WALSH RE-1 DISTRICT TOTAL		2	0	0	0	0	0	1	6	16	67	64	156					156
05	BACA	0240	PRITCHETT R1PK		0	0	0	0	0	0	0	0	0	6	5	11					11
05	BACA	0240	PRITCHETT R1K (Full-Day)		0	0	0	0	0	0	0	0	0	1	2	3					3
05	BACA	0240	PRITCHETT R11st		0	0	0	0	0	0	0	1	0	1	1	3					3
05	BACA	0240	PRITCHETT R13rd		0	0	0	0	0	0	0	0	0	4	3	7					7
05	BACA	0240	PRITCHETT R13rd		0	0	0	0	0	0	0	1	0	2	3	6					6
05	BACA	0240	PRITCHETT R14th		0	0	0	0	0	0	0	0	0	1	4	5					5
05	BACA	0240	PRITCHETT R15th		0	0	0	0	0	0	0	0	0	0	5	5					5
05	BACA	0240	PRITCHETT R16th		0	0	0	0	0	0	0	0	0	2	1	3					3
05	BACA	0240	PRITCHETT R17th		0	0	0	0	0	0	1	0	2	2	5	7					7
05	BACA	0240	PRITCHETT R18th		0	0	0	0	0	0	0	0	0	1	3	4					4
05	BACA	0240	PRITCHETT R19th		0	0	0	0	0	0	0	0	0	4	1	5					5
05	BACA	0240	PRITCHETT R110th		0	0	0	0	0	0	0	0	0	0	5	5					5
05	BACA	0240	PRITCHETT R111th		0	0	0	0	0	0	0	0	0	0	3	3					3
05	BACA	0240	PRITCHETT R112th		0	0	0	0	0	0	0	0	0	0	3	6					6
05	BACA	0240	PRITCHETT R1DISTRICT TOTAL		0	0	0	0	0	0	3	0	27	41	71					71	71
05	BACA	0250	SPRINGFIELD PK		0	0	0	0	0	0	4	4	9	12	30						30
05	BACA	0250	SPRINGFIELD K (Half-Day)		0	0	0	0	0	0	1	1	9	8	19						19
05	BACA	0250	SPRINGFIELD 1st		1	0	0	0	0	0	0	0	1	5	8	16					16
05	BACA	0250	SPRINGFIELD 3rd		0	0	0	0	0	0	0	0	0	6	5	11					11
05	BACA	0250	SPRINGFIELD 3rd		0	0	0	0	0	1	3	16	6	27	6	27					27
05	BACA	0250	SPRINGFIELD 4th		0	0	0	0	0	1	1	12	8	22							22
05	BACA	0250	SPRINGFIELD 5th		0	0	0	0	0	0	2	1	7	10	20						20
05	BACA	0250	SPRINGFIELD 6th		1	0	1	0	0	0	1	2	7	11	23						23
05	BACA	0250	SPRINGFIELD 7th		0	0	0	0	0	0	1	3	8	7	19						19
05	BACA	0250	SPRINGFIELD 8th		0	1	0	0	0	1	0	0	5	9	16						16
05	BACA	0250	SPRINGFIELD 9th		0	0	0	0	0	0	1	4	8	14	27						27
05	BACA	0250	SPRINGFIELD 10th		0	1	0	0	0	1	0	2	8	10	22						22
05	BACA	0250	SPRINGFIELD 11th		0	0	0	0	1	1	2	10	11	25							25
05	BACA	0250	SPRINGFIELD 12th		0	0	0	0	0	0	2	1	5	9	17						17
05	BACA	0250	SPRINGFIELD DISTRICT TOTAL		2	3	1	1	2	4	14	24	115	128	294						294
05	BACA	0260	VILAS RE-5 PK		0	0	0	0	0	0	0	1	2	1	4						4
05	BACA	0260	VILAS RE-5 K (Full-Day)		0	0	14	7	86	79	60	62	65	68	441						441
05	BACA	0260	VILAS RE-5 1st		0	1	3	3	60	52	52	49	41	44	305						305
05	BACA	0260	VILAS RE-5 3rd		1	2	4	0	51	46	60	53	30	34	281						281
05	BACA	0260	VILAS RE-5 3rd		2	0	0	3	36	35	44	36	22	21	199						199
05	BACA	0260	VILAS RE-5 4th		0	1	3	0	30	26	40	36	21	18	175						175
05	BACA	0260	VILAS RE-5 5th		0	0	0	1	25	25	28	34	22	20	155						155
05	BACA	0260	VILAS RE-5 6th		3	0	1	0	29	36	37	54	26	26	212						212
05	BACA	0260	VILAS RE-5 7th		2	0	1	2	36	35	44	67	32	54	273						273
05	BACA	0260	VILAS RE-5 8th		1	1	2	2	37	35	63	54	51	48	294						294
05	BACA	0260	VILAS RE-5 9th		1	4	4	1	37	35	104	90	87	100	463						463
05	BACA	0260	VILAS RE-5 10th		2	1	1	6	35	51	115	97	135	143	586						586
05	BACA	0260	VILAS RE-5 11th		4	2	5	6	47	55	90	69	147	172	597						597
05	BACA	0260	VILAS RE-5 12th		2	2	0	9	32	33	73	54	113	121	439						439
05	BACA	0260	VILAS RE-5 DISTRICT TOTAL		18	14	38	40	541	543	810	756	794	870	4,424						4,424
05	BACA	0270	CAMPO RE-6 PK		0	0	0	0	0	0	0	0	4	4	8						8
05	BACA	0270	CAMPO RE-6 K (Full-Day)		0	0	0	0	0	0	0	0	1	2	3						3
05	BACA	0270	CAMPO RE-6 1st		0	0	0	0	0	0	0	0	2	4	6						6
05	BACA	0270	CAMPO RE-6 3rd		0	0	0	0	0	0	0	0	1	0	1						1
05	BACA	0270	CAMPO RE-6 3rd		0	0	0	0	0	0	0	0	4	2	6						6
05	BACA	0270	CAMPO RE-6 4th		0	0	0	0	0	0	0	0	2	3	5						5
05	BACA	0270	CAMPO RE-6 5th		0	0	0	0	0	0	0	0	0	2	2						2
05	BACA	0270	CAMPO RE-6 6th		0	0	0	0	0	0	0	0	0	1	1						1
05	BACA	0270	CAMPO RE-6 7th		0	0	0	0	0	0	1	0	4	0	5						5



COLORADO DEPARTMENT OF EDUCATION
FALL 2006 PUPIL MEMBERSHIP BY COUNTY, DISTRICT, GRADE, RACE/ETHNICITY, AND GENDER

County Code	COUNTY	DISTRICT CODE	DISTRICT	GRADE	AMERICAN INDIAN OR ALASKAN NATIVE		AMERICAN INDIAN OR ALASKAN NATIVE		ASIAN OR PACIFIC ISLANDER		ASIAN OR PACIFIC ISLANDER		BLACK (NOT HISPANIC)		BLACK (NOT HISPANIC)		WHITE (NOT HISPANIC)		WHITE (NOT HISPANIC)		Total
					FEMALE	MALE	FEMALE	MALE	FEMALE	MALE	FEMALE	MALE	FEMALE	MALE	FEMALE	MALE	FEMALE	MALE			
07	BOULDER	0480	BOULDER VAL 11th		8	5	62	62	19	22	137	133	887	962	2,297						
07	BOULDER	0480	BOULDER VAL 12th		12	8	64	78	25	21	125	139	945	908	2,325						
07	BOULDER	0480	BOULDER VAL DISTRICT TOTAL		94	88	942	867	227	223	1,962	2,027	10,581	11,160	28,171						
07	COUNTY TOTAL				198	198	1,345	1,302	367	362	5,023	5,304	18,605	19,478	52,182						
08	CHAFFEE	0490	BUENA VISTA PK		0	0	0	0	1	0	0	0	7	15							
08	CHAFFEE	0490	BUENA VISTA K (Half-Day)		0	0	0	0	0	0	1	0	20	17							
08	CHAFFEE	0490	BUENA VISTA K (Full-Day)		0	1	0	0	0	0	0	0	7	15							
08	CHAFFEE	0490	BUENA VISTA 1st		0	1	0	1	0	0	1	1	20	20							
08	CHAFFEE	0490	BUENA VISTA 3rd		1	0	1	0	0	1	1	1	25	35							
08	CHAFFEE	0490	BUENA VISTA 3rd		1	0	0	0	0	0	2	4	28	25							
08	CHAFFEE	0490	BUENA VISTA 4th		1	0	1	1	0	0	3	2	26	29							
08	CHAFFEE	0490	BUENA VISTA 5th		0	1	0	0	0	0	2	2	28	18							
08	CHAFFEE	0490	BUENA VISTA 6th		0	1	0	2	0	1	8	1	28	33							
08	CHAFFEE	0490	BUENA VISTA 7th		0	0	0	0	2	1	2	1	41	48							
08	CHAFFEE	0490	BUENA VISTA 8th		1	0	1	0	0	3	3	3	35	49							
08	CHAFFEE	0490	BUENA VISTA 9th		1	0	0	0	0	1	5	4	42	45							
08	CHAFFEE	0490	BUENA VISTA 10th		1	0	0	0	0	6	6	4	49	55							
08	CHAFFEE	0490	BUENA VISTA 11th		0	1	0	0	0	2	2	2	45	59							
08	CHAFFEE	0490	BUENA VISTA 12th		1	1	0	0	0	1	2	2	25	27							
08	CHAFFEE	0490	BUENA VISTA DISTRICT TOTAL		7	6	4	4	3	3	31	30	426	474							
08	CHAFFEE	0500	SALIDA R-32 K (Half-Day)		0	0	0	0	0	0	3	4	30	25							
08	CHAFFEE	0500	SALIDA R-32 K (Full-Day)		0	0	0	0	0	0	3	0	16	16							
08	CHAFFEE	0500	SALIDA R-32 1st		1	0	0	0	0	3	5	3	31	34							
08	CHAFFEE	0500	SALIDA R-32 3rd		1	0	0	0	0	4	6	3	44	86							
08	CHAFFEE	0500	SALIDA R-32 3rd		0	0	0	0	0	1	4	4	34	34							
08	CHAFFEE	0500	SALIDA R-32 4th		0	2	0	0	0	5	3	4	44	34							
08	CHAFFEE	0500	SALIDA R-32 5th		0	0	0	0	0	3	4	4	34	35							
08	CHAFFEE	0500	SALIDA R-32 6th		0	1	0	0	0	3	4	4	31	33							
08	CHAFFEE	0500	SALIDA R-32 7th		3	0	0	0	0	4	5	3	32	40							
08	CHAFFEE	0500	SALIDA R-32 8th		2	1	2	0	0	5	4	4	40	33							
08	CHAFFEE	0500	SALIDA R-32 9th		2	0	2	0	0	3	7	7	50	38							
08	CHAFFEE	0500	SALIDA R-32 10th		0	0	1	0	0	7	4	4	46	38							
08	CHAFFEE	0500	SALIDA R-32 11th		0	0	1	1	0	6	5	4	45	37							
08	CHAFFEE	0500	SALIDA R-32 12th		1	2	0	0	0	8	2	3	37	37							
08	CHAFFEE	0500	SALIDA R-32 DISTRICT TOTAL		10	9	9	9	0	58	57	50	478	1,124							
08	COUNTY TOTAL				17	15	13	6	3	3	89	87	927	952	2,112						
09	CHEYENNE	0510	KIT CARSON FK (Half-Day)		0	0	0	0	0	0	0	0	10	4							
09	CHEYENNE	0510	KIT CARSON F 1st		0	0	0	0	0	0	1	0	3	1							
09	CHEYENNE	0510	KIT CARSON F 3rd		0	0	0	0	0	0	0	0	1	3							
09	CHEYENNE	0510	KIT CARSON F 3rd		0	0	0	0	0	2	2	3	3								
09	CHEYENNE	0510	KIT CARSON F 4th		0	0	0	0	0	0	0	0	2	5							
09	CHEYENNE	0510	KIT CARSON F 5th		0	0	0	0	0	2	0	3	2								
09	CHEYENNE	0510	KIT CARSON F 6th		0	0	0	0	0	0	1	5	3								
09	CHEYENNE	0510	KIT CARSON F 7th		0	0	0	0	0	1	2	4	3								
09	CHEYENNE	0510	KIT CARSON F 8th		0	0	0	0	0	1	0	3	2								
09	CHEYENNE	0510	KIT CARSON F 9th		0	0	0	0	0	1	0	3	1								
09	CHEYENNE	0510	KIT CARSON F 10th		0	0	0	0	0	0	1	1	7								
09	CHEYENNE	0510	KIT CARSON F 11th		0	0	0	0	0	2	0	4	4								
09	CHEYENNE	0510	KIT CARSON F 12th		0	0	0	0	0	1	2	4	8								
09	CHEYENNE	0510	KIT CARSON F DISTRICT TOTAL		0	0	0	0	0	1	10	8	47	43							
09	CHEYENNE	0520	CHEYENNE Cx PK		0	0	0	0	0	0	1	1	13	10							
09	CHEYENNE	0520	CHEYENNE Cx K (Full-Day)		0	0	0	0	0	0	1	0	7	2							
09	CHEYENNE	0520	CHEYENNE Cx 1st		0	0	0	0	0	0	2	8	8								
09	CHEYENNE	0520	CHEYENNE Cx 3rd		0	0	0	0	0	2	0	3	11								
09	CHEYENNE	0520	CHEYENNE Cx 3rd		0	0	0	0	0	1	2	6	6								
09	CHEYENNE	0520	CHEYENNE Cx 4th		0	0	0	0	0	0	0	8	5								
09	CHEYENNE	0520	CHEYENNE Cx 5th		0	0	0	0	0	0	2	3	5								
09	CHEYENNE	0520	CHEYENNE Cx 6th		0	0	0	0	0	0	2	5	11								
09	CHEYENNE	0520	CHEYENNE Cx 7th		0	0	0	0	0	3	1	4	4								
09	CHEYENNE	0520	CHEYENNE Cx 8th		0	0	0	0	0	0	4	7	10								
09	CHEYENNE	0520	CHEYENNE Cx 9th		0	0	0	0	0	0	2	6	7								
09	CHEYENNE	0520	CHEYENNE Cx 10th		0	0	0	0	0	5	0	8	6								
09	CHEYENNE	0520	CHEYENNE Cx 11th		0	0	0	0	0	0	3	8	12								
09	CHEYENNE	0520	CHEYENNE Cx 12th		0	0	0	0	0	0	0	12	9								
09	CHEYENNE	0520	CHEYENNE Cx DISTRICT TOTAL		0	0	0	0	0	13	19	98	106								
09	COUNTY TOTAL				0	0	0	0	0	1	23	27	145	149	345						
10	CLEAR CREEK	0540	CLEAR CREEK PK		0	1	2	1	1	1	2	2	41	42							




COLORADO DEPARTMENT OF EDUCATION
FALL 2006 PUPIL MEMBERSHIP BY COUNTY, DISTRICT, GRADE, RACE/ETHNICITY, AND GENDER

County Code	COUNTY	DISTRICT CODE	DISTRICT	GRADE	AMERICAN INDIAN OR ALASKAN NATIVE		AMERICAN INDIAN OR ALASKAN NATIVE		ASIAN OR PACIFIC ISLANDER		ASIAN OR PACIFIC ISLANDER		BLACK (NOT HISPANIC)		BLACK (NOT HISPANIC)		WHITE (NOT HISPANIC)		WHITE (NOT HISPANIC)		Total
					FEMALE	MALE	FEMALE	MALE	FEMALE	MALE	FEMALE	MALE	FEMALE	MALE	FEMALE	MALE	FEMALE	MALE			
10	CLEAR CREEK	0540	CLEAR CREEK K (Half-Day)		1	0	2	1	1	1	0	1	0	24	23	53					
10	CLEAR CREEK	0540	CLEAR CREEK K (Full-Day)		0	0	1	0	2	0	3	0	10	5	21						
10	CLEAR CREEK	0540	CLEAR CREEK 1st		0	0	3	1	0	0	5	1	39	24	73						
10	CLEAR CREEK	0540	CLEAR CREEK 3rd		2	0	1	1	0	1	5	4	26	32	72						
10	CLEAR CREEK	0540	CLEAR CREEK 3rd		0	0	0	0	0	1	6	2	31	38	78						
10	CLEAR CREEK	0540	CLEAR CREEK 4th		1	0	2	0	0	0	5	4	31	32	75						
10	CLEAR CREEK	0540	CLEAR CREEK 5th		1	0	1	0	1	0	4	1	30	29	67						
10	CLEAR CREEK	0540	CLEAR CREEK 6th		0	0	0	1	0	0	0	5	31	28	65						
10	CLEAR CREEK	0540	CLEAR CREEK 7th		3	0	1	1	0	1	8	9	21	38	82						
10	CLEAR CREEK	0540	CLEAR CREEK 8th		0	0	1	0	0	1	3	3	35	32	75						
10	CLEAR CREEK	0540	CLEAR CREEK 9th		0	1	1	1	0	1	1	5	29	28	67						
10	CLEAR CREEK	0540	CLEAR CREEK 10th		0	1	0	1	0	0	0	1	39	38	80						
10	CLEAR CREEK	0540	CLEAR CREEK 11th		0	0	0	0	1	0	2	3	38	38	82						
10	CLEAR CREEK	0540	CLEAR CREEK 12th		0	1	0	0	1	0	0	2	38	35	77						
10	CLEAR CREEK	0540	CLEAR CREEK DISTRICT TOTAL		8	4	15	8	7	6	45	42	463	462	1,060						
10	COUNTY TOTAL				8	4	15	8	7	6	45	42	463	462	1,060						
11	CONEJOS	0550	NORTH CONE, PK		0	0	0	0	0	0	6	3	20	13	42						
11	CONEJOS	0550	NORTH CONE, K (Half-Day)		1	1	0	0	1	0	26	21	13	21	84						
11	CONEJOS	0550	NORTH CONE, 1st		1	0	0	0	1	34	25	14	25	100							
11	CONEJOS	0550	NORTH CONE, 3rd		1	0	0	0	0	25	21	10	23	80							
11	CONEJOS	0550	NORTH CONE, 3rd		0	0	0	0	1	26	21	20	11	80							
11	CONEJOS	0550	NORTH CONE, 4th		0	0	0	0	1	20	19	25	22	87							
11	CONEJOS	0550	NORTH CONE, 5th		1	0	0	0	0	22	25	15	22	85							
11	CONEJOS	0550	NORTH CONE, 6th		0	0	0	0	1	26	23	17	12	79							
11	CONEJOS	0550	NORTH CONE, 7th		1	0	0	0	0	24	16	23	17	81							
11	CONEJOS	0550	NORTH CONE, 8th		0	0	0	0	0	26	30	16	18	92							
11	CONEJOS	0550	NORTH CONE, 9th		0	0	0	0	1	16	20	30	19	86							
11	CONEJOS	0550	NORTH CONE, 10th		0	0	0	0	0	37	26	18	10	92							
11	CONEJOS	0550	NORTH CONE, 11th		0	0	0	0	1	37	23	32	21	114							
11	CONEJOS	0550	NORTH CONE, 12th		1	0	0	0	0	24	27	30	20	103							
11	CONEJOS	0550	NORTH CONE, DISTRICT TOTAL		6	1	0	2	6	349	300	283	254	1,205							
11	CONEJOS	0560	SANFORD 6J, PK		0	0	0	0	0	6	3	6	6	21							
11	CONEJOS	0560	SANFORD 6J, K (Half-Day)		0	0	0	0	0	5	6	13	11	35							
11	CONEJOS	0560	SANFORD 6J, 1st		0	0	0	0	0	4	4	3	10	21							
11	CONEJOS	0560	SANFORD 6J, 3rd		0	0	0	0	0	4	4	15	5	28							
11	CONEJOS	0560	SANFORD 6J, 3rd		0	0	0	0	0	5	5	7	8	25							
11	CONEJOS	0560	SANFORD 6J, 4th		0	0	0	0	0	7	7	4	7	25							
11	CONEJOS	0560	SANFORD 6J, 5th		0	0	0	0	0	3	6	6	4	19							
11	CONEJOS	0560	SANFORD 6J, 6th		0	0	0	0	0	3	2	7	8	20							
11	CONEJOS	0560	SANFORD 6J, 7th		0	0	0	0	1	2	4	6	8	21							
11	CONEJOS	0560	SANFORD 6J, 8th		0	0	0	0	0	5	5	7	5	22							
11	CONEJOS	0560	SANFORD 6J, 9th		0	0	0	0	0	5	4	8	12	29							
11	CONEJOS	0560	SANFORD 6J, 10th		0	0	0	1	0	3	4	12	6	26							
11	CONEJOS	0560	SANFORD 6J, 11th		0	0	0	0	1	1	8	6	5	21							
11	CONEJOS	0560	SANFORD 6J, 12th		0	0	0	0	0	6	4	5	7	22							
11	CONEJOS	0560	SANFORD 6J, DISTRICT TOTAL		0	0	0	1	2	59	66	105	102	335							
11	CONEJOS	0580	SOUTH CONE, PK		0	0	0	0	0	1	1	0	0	2	4						
11	CONEJOS	0580	SOUTH CONE, K (Full-Day)		0	0	0	0	0	10	6	2	0	18							
11	CONEJOS	0580	SOUTH CONE, 1st		0	0	0	0	0	10	10	0	0	20							
11	CONEJOS	0580	SOUTH CONE, 3rd		0	0	0	0	0	7	4	0	1	12							
11	CONEJOS	0580	SOUTH CONE, 3rd		0	0	0	0	0	13	6	0	0	19							
11	CONEJOS	0580	SOUTH CONE, 4th		0	0	0	0	0	6	9	1	1	17							
11	CONEJOS	0580	SOUTH CONE, 5th		0	0	0	0	0	10	9	1	0	20							
11	CONEJOS	0580	SOUTH CONE, 6th		0	1	0	0	1	5	10	2	1	20							
11	CONEJOS	0580	SOUTH CONE, 7th		0	0	0	0	0	7	14	0	0	21							
11	CONEJOS	0580	SOUTH CONE, 8th		0	0	0	0	0	12	13	0	3	28							
11	CONEJOS	0580	SOUTH CONE, 9th		0	0	0	0	1	11	23	2	2	39							
11	CONEJOS	0580	SOUTH CONE, 10th		0	0	0	2	0	7	11	0	0	20							
11	CONEJOS	0580	SOUTH CONE, 11th		0	0	0	0	1	12	14	2	4	32							
11	CONEJOS	0580	SOUTH CONE, 12th		0	0	0	0	0	9	10	2	0	22							
11	CONEJOS	0580	SOUTH CONE, DISTRICT TOTAL		0	1	0	2	2	120	140	12	12	290							
11	COUNTY TOTAL				6	4	1	4	4	9	528	506	400	368	1,830						
12	COSTILLA	0640	CENTENNIAL F PK		0	0	0	0	0	0	4	2	1	0	7						
12	COSTILLA	0640	CENTENNIAL F K (Half-Day)		0	0	0	0	0	0	9	11	1	0	21						
12	COSTILLA	0640	CENTENNIAL F K (Full-Day)		0	0	0	0	0	0	0	1	0	0	1						
12	COSTILLA	0640	CENTENNIAL F 1st		0	0	0	0	0	0	11	7	1	1	20						
12	COSTILLA	0640	CENTENNIAL F 3rd		0	0	0	0	0	0	4	5	1	1	11						



COLORADO DEPARTMENT OF EDUCATION
FALL 2006 PUPIL MEMBERSHIP BY COUNTY, DISTRICT, GRADE, RACE/ETHNICITY, AND GENDER

County Code	COUNTY	DISTRICT CODE	DISTRICT	GRADE	AMERICAN INDIAN OR ALASKAN NATIVE		AMERICAN INDIAN OR ALASKAN NATIVE		ASIAN OR PACIFIC ISLANDER		ASIAN OR PACIFIC ISLANDER		BLACK (NOT HISPANIC)		BLACK (NOT HISPANIC)		WHITE (NOT HISPANIC)		WHITE (NOT HISPANIC)		Total
					FEMALE	MALE	FEMALE	MALE	FEMALE	MALE	FEMALE	MALE	FEMALE	MALE	FEMALE	MALE	FEMALE	MALE			
12	COSTILLA	0640	CENTENNIAL f3rd		0	0	0	0	0	0	0	0	7	1	0	0	0	0	0	8	
12	COSTILLA	0640	CENTENNIAL f4th		1	0	0	0	0	0	0	1	10	0	0	0	0	0	12		
12	COSTILLA	0640	CENTENNIAL f5th		0	1	0	0	0	0	0	7	7	3	1	1	1	19			
12	COSTILLA	0640	CENTENNIAL f6th		0	0	0	0	0	0	0	8	8	1	1	1	18				
12	COSTILLA	0640	CENTENNIAL f7th		0	0	0	0	0	0	0	6	7	1	0	1	14				
12	COSTILLA	0640	CENTENNIAL f8th		1	0	0	0	0	0	0	11	10	3	1	1	26				
12	COSTILLA	0640	CENTENNIAL f9th		0	0	0	0	0	0	0	6	6	0	1	1	13				
12	COSTILLA	0640	CENTENNIAL f10th		0	0	0	0	0	0	0	11	12	0	2	2	25				
12	COSTILLA	0640	CENTENNIAL f11th		0	1	0	0	0	0	0	7	5	1	1	1	15				
12	COSTILLA	0640	CENTENNIAL f12th		0	0	0	0	0	0	0	11	13	2	1	1	27				
12	COSTILLA	0640	CENTENNIAL fDISTRICT TOTAL		2	2	0	0	0	0	0	103	105	15	10	2	237				
12	COSTILLA	0740	SIERRA GRAN K (Full-Day)		0	0	1	0	0	0	0	12	6	1	1	1	21				
12	COSTILLA	0740	SIERRA GRAN 1st		1	0	0	0	0	0	0	5	10	1	1	1	18				
12	COSTILLA	0740	SIERRA GRAN 3rd		1	0	0	0	0	1	8	10	4	0	2	24					
12	COSTILLA	0740	SIERRA GRAN 3rd		0	0	0	0	0	0	5	7	2	2	16	2					
12	COSTILLA	0740	SIERRA GRAN 4th		0	0	0	2	0	0	5	6	4	2	19	0					
12	COSTILLA	0740	SIERRA GRAN 5th		0	0	0	1	0	0	8	15	2	3	29	0					
12	COSTILLA	0740	SIERRA GRAN 6th		0	0	2	4	0	0	10	10	3	0	29	0					
12	COSTILLA	0740	SIERRA GRAN 7th		0	0	0	0	0	0	7	12	1	5	25	0					
12	COSTILLA	0740	SIERRA GRAN 8th		0	0	0	0	0	0	6	11	1	6	24	0					
12	COSTILLA	0740	SIERRA GRAN 9th		0	0	0	0	0	0	11	7	3	4	25	0					
12	COSTILLA	0740	SIERRA GRAN 10th		0	0	3	0	0	0	4	10	3	7	27	0					
12	COSTILLA	0740	SIERRA GRAN 11th		0	0	0	0	0	0	8	7	5	1	22	0					
12	COSTILLA	0740	SIERRA GRAN 12th		0	1	1	3	0	0	4	7	2	3	19	0					
12	COSTILLA	0740	SIERRA GRAN DISTRICT TOTAL		2	2	1	3	0	1	93	119	32	35	298	0					
12	COUNTY TOTAL				4	3	7	8	0	1	196	224	47	45	535						
13	CROWLEY	0770	CROWLEY CO PK		0	0	0	0	0	0	0	5	3	7	10	25	0	0	0		
13	CROWLEY	0770	CROWLEY CO K (Full-Day)		0	0	0	0	0	0	8	1	8	16	33	0	0	0			
13	CROWLEY	0770	CROWLEY CO 1st		0	1	0	0	1	0	4	5	12	12	35	0	0	0			
13	CROWLEY	0770	CROWLEY CO 3rd		0	0	0	0	0	0	4	6	13	14	37	0	0	0			
13	CROWLEY	0770	CROWLEY CO 3rd		0	0	0	0	0	1	1	10	19	12	43	0	0	0			
13	CROWLEY	0770	CROWLEY CO 4th		0	0	0	0	0	2	4	4	11	15	36	0	0	0			
13	CROWLEY	0770	CROWLEY CO 5th		0	0	0	0	0	0	3	6	9	7	25	0	0	0			
13	CROWLEY	0770	CROWLEY CO 6th		0	0	0	0	0	0	3	9	18	14	44	0	0	0			
13	CROWLEY	0770	CROWLEY CO 7th		0	0	0	0	0	0	6	6	15	16	43	0	0	0			
13	CROWLEY	0770	CROWLEY CO 8th		0	0	0	0	0	0	7	8	16	13	45	0	0	0			
13	CROWLEY	0770	CROWLEY CO 9th		2	0	0	0	0	0	9	9	9	16	45	0	0	0			
13	CROWLEY	0770	CROWLEY CO 10th		0	0	1	0	0	0	8	7	13	8	37	0	0	0			
13	CROWLEY	0770	CROWLEY CO 11th		0	0	0	1	0	0	5	3	13	12	34	0	0	0			
13	CROWLEY	0770	CROWLEY CO 12th		0	0	0	0	0	0	9	10	4	10	33	0	0	0			
13	CROWLEY	0770	CROWLEY CO DISTRICT TOTAL		2	2	1	1	1	3	76	87	167	175	515	0	0	0	0		
13	COUNTY TOTAL				2	2	1	1	1	3	76	87	167	175	515						
14	CUSTER	0860	CUSTER COU PK		0	0	0	0	0	0	1	0	18	14	33	0	0	0	0		
14	CUSTER	0860	CUSTER COU K (Half-Day)		0	0	0	0	0	0	0	0	12	12	24	0	0	0	0		
14	CUSTER	0860	CUSTER COU 1st		1	0	0	1	0	1	0	0	15	15	33	0	0	0	0		
14	CUSTER	0860	CUSTER COU 3rd		0	0	0	0	0	0	0	0	14	16	30	0	0	0	0		
14	CUSTER	0860	CUSTER COU 3rd		0	0	0	0	0	0	0	1	15	12	28	0	0	0	0		
14	CUSTER	0860	CUSTER COU 4th		0	0	0	0	0	0	0	1	14	20	35	0	0	0	0		
14	CUSTER	0860	CUSTER COU 5th		0	1	0	0	1	0	1	0	18	19	40	0	0	0	0		
14	CUSTER	0860	CUSTER COU 6th		1	0	1	0	1	0	3	1	23	14	44	0	0	0	0		
14	CUSTER	0860	CUSTER COU 7th		1	0	0	0	1	1	0	0	12	17	32	0	0	0	0		
14	CUSTER	0860	CUSTER COU 8th		0	0	0	0	0	0	0	0	22	18	40	0	0	0	0		
14	CUSTER	0860	CUSTER COU 9th		0	0	0	0	0	0	0	0	31	20	51	0	0	0	0		
14	CUSTER	0860	CUSTER COU 10th		0	0	0	0	0	0	2	0	19	29	50	0	0	0	0		
14	CUSTER	0860	CUSTER COU 11th		0	1	0	0	0	0	1	0	12	29	43	0	0	0	0		
14	CUSTER	0860	CUSTER COU 12th		0	1	0	0	1	0	1	0	14	22	39	0	0	0	0		
14	CUSTER	0860	CUSTER COU DISTRICT TOTAL		3	3	1	1	4	2	9	3	239	257	522	0	0	0	0		
14	COUNTY TOTAL				3	3	1	1	4	2	9	3	239	257	522						
15	DELTA	0870	DELTA COUNT PK		1	1	0	1	1	0	23	25	48	51	151	0	0	0	0		
15	DELTA	0870	DELTA COUNT K (Full-Day)		1	1	1	0	0	2	40	35	156	160	396	0	0	0	0		
15	DELTA	0870	DELTA COUNT 1st		1	1	3	0	1	2	30	38	128	163	367	0	0	0	0		
15	DELTA	0870	DELTA COUNT 3rd		1	0	0	3	1	1	36	36	148	153	379	0	0	0	0		
15	DELTA	0870	DELTA COUNT 3rd		0	3	0	1	3	0	32	38	158	139	374	0	0	0	0		
15	DELTA	0870	DELTA COUNT 4th		0	1	2	2	2	1	35	33	146	177	399	0	0	0	0		
15	DELTA	0870	DELTA COUNT 5th		2	2	2	0	1	1	30	46	147	161	392	0	0	0	0		
15	DELTA	0870	DELTA COUNT 6th		6	2	4	0	0	1	38	35	145	161	392	0	0	0	0		
15	DELTA	0870	DELTA COUNT 7th		3	4	1	1	2	1	48	40	160	181	441	0	0	0	0		



COLORADO DEPARTMENT OF EDUCATION
FALL 2006 PUPIL MEMBERSHIP BY COUNTY, DISTRICT, GRADE, RACE/ETHNICITY, AND GENDER

County Code	COUNTY	DISTRICT CODE	DISTRICT	GRADE	AMERICAN INDIAN OR ALASKAN NATIVE		ASIAN OR PACIFIC ISLANDER		BLACK (NOT HISPANIC)		HISPANIC		WHITE (NOT HISPANIC)		Total
					FEMALE	MALE	FEMALE	MALE	FEMALE	MALE	FEMALE	MALE	FEMALE	MALE	
15	DELTA	0870	DELTA COUNT8th		2	1	3	1	3	3	38	35	156	176	418
15	DELTA	0870	DELTA COUNT9th		1	3	0	1	0	1	32	34	168	185	425
15	DELTA	0870	DELTA COUNT10th		3	2	0	0	3	3	33	37	157	189	427
15	DELTA	0870	DELTA COUNT11th		2	4	3	2	0	1	28	42	170	172	424
15	DELTA	0870	DELTA COUNT12th		1	1	0	3	2	1	22	24	166	143	363
15	DELTA	0870	DELTA COUNTDISTRICT TOTAL		24	26	19	15	19	18	465	498	2,053	2,211	5,348
15	COUNTY TOTAL				24	26	19	15	19	18	465	498	2,053	2,211	5,348
16	DENVER	0880	DENVER COUIPK		28	15	59	53	235	231	1,036	1,141	421	417	3,636
16	DENVER	0880	DENVER COUIK (Half-Day)		15	11	32	42	94	134	685	714	220	230	2,177
16	DENVER	0880	DENVER COUIK (Full-Day)		21	23	62	67	356	357	1,193	1,321	526	575	4,501
16	DENVER	0880	DENVER COUI1st		39	38	111	107	447	524	1,939	1,943	609	676	6,433
16	DENVER	0880	DENVER COUI3rd		21	22	97	98	485	497	1,822	1,879	566	575	6,062
16	DENVER	0880	DENVER COUI3rd		29	25	120	94	462	484	1,765	1,859	579	589	6,006
16	DENVER	0880	DENVER COUI4th		24	29	99	77	439	430	1,568	1,698	512	472	5,348
16	DENVER	0880	DENVER COUI5th		32	27	96	87	493	449	1,505	1,681	497	507	5,374
16	DENVER	0880	DENVER COUI6th		32	18	69	75	448	448	1,394	1,486	455	463	4,888
16	DENVER	0880	DENVER COUI7th		29	26	92	56	462	443	1,452	1,517	468	444	4,989
16	DENVER	0880	DENVER COUI8th		21	29	81	72	506	471	1,371	1,468	438	461	4,918
16	DENVER	0880	DENVER COUI9th		44	50	71	70	563	578	1,499	1,519	491	543	5,428
16	DENVER	0880	DENVER COUI10th		25	29	76	65	509	553	1,234	1,338	517	619	4,965
16	DENVER	0880	DENVER COUI11th		15	21	72	45	481	471	907	974	451	515	3,952
16	DENVER	0880	DENVER COUI12th		28	23	67	82	474	423	905	880	452	550	3,884
16	DENVER	0880	DENVER COUIDISTRICT TOTAL		403	386	1,204	1,090	6,454	6,493	20,275	21,418	7,202	7,636	72,561
16	COUNTY TOTAL				403	386	1,204	1,090	6,454	6,493	20,275	21,418	7,202	7,636	72,561
17	DOLORES	0890	DOLORES COIPK		0	0	0	0	0	0	0	0	4	9	16
17	DOLORES	0890	DOLORES COIK (Half-Day)		0	0	0	0	0	0	0	0	3	1	4
17	DOLORES	0890	DOLORES COIK (Full-Day)		2	0	0	0	0	0	1	1	8	9	21
17	DOLORES	0890	DOLORES COI1st		1	0	0	0	0	0	1	0	8	10	20
17	DOLORES	0890	DOLORES COI3rd		0	0	0	0	0	0	0	0	5	9	14
17	DOLORES	0890	DOLORES COI3rd		0	2	0	0	0	0	1	1	3	8	15
17	DOLORES	0890	DOLORES COI4th		2	0	0	0	0	0	1	1	9	7	20
17	DOLORES	0890	DOLORES COI5th		2	3	0	0	0	0	0	1	15	11	32
17	DOLORES	0890	DOLORES COI6th		0	0	0	0	0	1	1	0	3	11	16
17	DOLORES	0890	DOLORES COI7th		0	0	0	0	0	0	0	0	9	6	15
17	DOLORES	0890	DOLORES COI8th		1	1	0	0	0	1	1	1	7	11	22
17	DOLORES	0890	DOLORES COI9th		1	1	0	0	0	1	0	10	10	23	
17	DOLORES	0890	DOLORES COI10th		0	1	0	0	0	1	2	10	16	31	
17	DOLORES	0890	DOLORES COI11th		1	0	0	0	0	0	0	7	13	21	
17	DOLORES	0890	DOLORES COI12th		2	0	0	0	0	1	8	7	9	19	30
17	DOLORES	0890	DOLORES COLDISTRICT TOTAL		12	10	2	0	0	1	8	7	110	150	300
17	COUNTY TOTAL				12	10	2	0	0	1	8	7	110	150	300
18	DOUGLAS	0900	DOUGLAS COIPK		2	1	62	35	8	3	15	21	420	492	1,059
18	DOUGLAS	0900	DOUGLAS COIK (Half-Day)		12	11	110	83	21	35	129	163	1,677	1,796	4,037
18	DOUGLAS	0900	DOUGLAS COI1st		7	14	120	92	34	38	177	152	1,773	1,963	4,370
18	DOUGLAS	0900	DOUGLAS COI3rd		10	9	104	93	45	45	161	144	1,763	1,749	4,123
18	DOUGLAS	0900	DOUGLAS COI3rd		15	13	87	93	36	45	134	147	1,732	1,746	4,048
18	DOUGLAS	0900	DOUGLAS COI4th		12	18	103	79	52	28	141	127	1,706	1,714	3,980
18	DOUGLAS	0900	DOUGLAS COI5th		10	12	95	98	44	52	138	126	1,601	1,707	3,883
18	DOUGLAS	0900	DOUGLAS COI6th		9	13	96	77	43	48	155	148	1,643	1,754	3,986
18	DOUGLAS	0900	DOUGLAS COI7th		14	12	64	74	27	33	145	161	1,588	1,638	3,756
18	DOUGLAS	0900	DOUGLAS COI8th		12	13	57	63	44	51	133	143	1,526	1,688	3,730
18	DOUGLAS	0900	DOUGLAS COI9th		9	9	77	73	36	39	141	137	1,616	1,600	3,737
18	DOUGLAS	0900	DOUGLAS COI10th		16	9	67	66	32	48	123	130	1,491	1,484	3,466
18	DOUGLAS	0900	DOUGLAS COI11th		8	7	48	55	33	31	117	115	1,374	1,390	3,178
18	DOUGLAS	0900	DOUGLAS COI12th		8	10	59	55	25	32	92	85	1,307	1,344	3,017
18	DOUGLAS	0900	DOUGLAS COLDISTRICT TOTAL		144	151	1,149	1,036	480	528	1,801	1,799	21,217	22,065	50,370
18	COUNTY TOTAL				144	151	1,149	1,036	480	528	1,801	1,799	21,217	22,065	50,370
19	EAGLE	0910	EAGLE COUNTPK		0	0	1	0	1	0	42	57	17	21	139
19	EAGLE	0910	EAGLE COUNTK (Half-Day)		0	0	0	0	0	0	10	7	9	10	36
19	EAGLE	0910	EAGLE COUNTK (Full-Day)		1	0	2	3	3	0	120	125	95	111	460
19	EAGLE	0910	EAGLE COUNT1st		1	0	0	3	3	1	138	146	112	122	526
19	EAGLE	0910	EAGLE COUNT3rd		1	1	3	1	2	1	102	125	81	94	411
19	EAGLE	0910	EAGLE COUNT3rd		0	1	4	3	0	2	120	108	94	82	414
19	EAGLE	0910	EAGLE COUNT4th		0	1	2	0	3	2	97	101	87	109	402
19	EAGLE	0910	EAGLE COUNT5th		1	1	3	2	0	1	99	101	115	93	416
19	EAGLE	0910	EAGLE COUNT6th		2	0	0	0	1	0	91	108	75	90	367
19	EAGLE	0910	EAGLE COUNT7th		1	0	1	0	2	1	84	89	98	105	381

COLORADO DEPARTMENT OF EDUCATION
FALL 2006 PUPIL MEMBERSHIP BY COUNTY, DISTRICT, GRADE, RACE/ETHNICITY, AND GENDER

County Code	COUNTY	DISTRICT CODE	DISTRICT	GRADE	AMERICAN INDIAN OR ALASKAN NATIVE		AMERICAN INDIAN OR ALASKAN NATIVE		ASIAN OR PACIFIC ISLANDER		ASIAN OR PACIFIC ISLANDER		BLACK (NOT HISPANIC)		BLACK (NOT HISPANIC)		WHITE (NOT HISPANIC)		WHITE (NOT HISPANIC)		Total
					FEMALE	MALE	FEMALE	MALE	FEMALE	MALE	FEMALE	MALE	FEMALE	MALE	FEMALE	MALE	FEMALE	MALE			
19	EAGLE	0910	EAGLE COUN18th		0	0	2	2	0	0	91	114	80	98	387						
19	EAGLE	0910	EAGLE COUN19th		2	0	0	2	0	1	93	106	95	124	423						
19	EAGLE	0910	EAGLE COUN10th		1	0	2	1	1	1	78	70	99	106	359						
19	EAGLE	0910	EAGLE COUN11th		2	1	0	5	3	1	56	63	119	114	364						
19	EAGLE	0910	EAGLE COUN12th		2	0	0	2	2	0	63	47	104	121	341						
19	EAGLE	0910	EAGLE COUN1DISTRICT TOTAL		14	5	20	24	21	11	1,284	1,367	1,280	1,400	5,426						
19	COUNTY TOTAL					14	5	20	24	21	11	1,284	1,367	1,280	1,400	5,426					
20	ELBERT	0920	ELIZABETH C- PK		0	0	1	0	0	0	10	6	67	74	158						
20	ELBERT	0920	ELIZABETH C- K (Half-Day)		0	0	1	2	2	1	9	10	96	77	198						
20	ELBERT	0920	ELIZABETH C- 1st		1	0	1	0	0	2	6	6	70	79	165						
20	ELBERT	0920	ELIZABETH C- 3rd		1	0	4	3	4	2	12	10	86	89	211						
20	ELBERT	0920	ELIZABETH C- 3rd		0	1	0	3	3	1	11	8	89	105	221						
20	ELBERT	0920	ELIZABETH C- 4th		1	2	2	6	0	0	6	8	82	80	187						
20	ELBERT	0920	ELIZABETH C- 5th		1	3	0	1	1	2	13	10	94	99	224						
20	ELBERT	0920	ELIZABETH C- 6th		2	1	2	4	1	4	9	12	103	95	233						
20	ELBERT	0920	ELIZABETH C- 7th		1	1	0	1	0	1	12	7	91	98	212						
20	ELBERT	0920	ELIZABETH C- 8th		1	3	2	0	2	3	7	14	100	111	243						
20	ELBERT	0920	ELIZABETH C- 9th		1	0	2	1	1	1	4	10	114	129	263						
20	ELBERT	0920	ELIZABETH C- 10th		1	0	1	2	2	0	10	7	113	120	256						
20	ELBERT	0920	ELIZABETH C- 11th		1	1	3	1	1	2	9	8	101	109	236						
20	ELBERT	0920	ELIZABETH C- 12th		0	1	2	1	0	0	8	3	109	86	210						
20	ELBERT	0920	ELIZABETH C- DISTRICT TOTAL		11	13	21	25	19	19	126	119	1,315	1,351	3,017						
20	ELBERT	0930	KIOWA C-2 PK		0	0	0	0	0	0	2	2	15	6	25						
20	ELBERT	0930	KIOWA C-2 K (Half-Day)		0	0	0	0	0	0	0	2	6	13	21						
20	ELBERT	0930	KIOWA C-2 1st		0	0	0	0	0	0	0	0	14	9	23						
20	ELBERT	0930	KIOWA C-2 3rd		0	0	0	0	0	0	1	0	10	16	27						
20	ELBERT	0930	KIOWA C-2 3rd		0	0	0	0	0	0	1	0	8	17	26						
20	ELBERT	0930	KIOWA C-2 4th		2	0	0	0	0	2	0	7	10	21	31						
20	ELBERT	0930	KIOWA C-2 5th		0	0	0	0	1	0	0	1	8	17	27						
20	ELBERT	0930	KIOWA C-2 6th		0	0	1	0	0	0	1	2	7	22	33						
20	ELBERT	0930	KIOWA C-2 7th		0	0	1	0	0	0	0	2	13	13	31						
20	ELBERT	0930	KIOWA C-2 8th		0	0	0	0	0	0	2	7	10	19	33						
20	ELBERT	0930	KIOWA C-2 9th		0	1	0	0	0	2	1	15	14	33	43						
20	ELBERT	0930	KIOWA C-2 10th		0	0	0	0	0	1	1	7	21	31	43						
20	ELBERT	0930	KIOWA C-2 11th		0	0	0	0	0	0	0	16	15	32	47						
20	ELBERT	0930	KIOWA C-2 12th		0	0	0	0	0	1	1	0	18	14	34						
20	ELBERT	0930	KIOWA C-2 DISTRICT TOTAL		2	2	2	2	2	1	11	13	151	197	383						
20	ELBERT	0940	BIG SANDY 10 PK		0	0	0	0	0	0	0	0	9	15	24						
20	ELBERT	0940	BIG SANDY 10 K (Half-Day)		0	0	0	0	0	0	3	0	13	11	27						
20	ELBERT	0940	BIG SANDY 10 1st		0	0	0	0	0	0	0	1	9	12	22						
20	ELBERT	0940	BIG SANDY 10 3rd		0	0	0	0	0	0	1	1	10	10	22						
20	ELBERT	0940	BIG SANDY 10 3rd		0	0	0	0	0	2	1	5	15	23	31						
20	ELBERT	0940	BIG SANDY 10 4th		0	0	1	0	1	0	0	7	12	21	31						
20	ELBERT	0940	BIG SANDY 10 5th		0	0	0	0	0	0	1	13	11	25	33						
20	ELBERT	0940	BIG SANDY 10 6th		0	0	0	0	0	1	0	13	16	30	40						
20	ELBERT	0940	BIG SANDY 10 7th		0	0	0	0	0	0	0	12	13	25	33						
20	ELBERT	0940	BIG SANDY 10 8th		0	0	0	0	0	0	1	13	11	25	33						
20	ELBERT	0940	BIG SANDY 10 9th		0	0	0	0	0	0	0	12	12	24	33						
20	ELBERT	0940	BIG SANDY 10 10th		0	0	1	0	0	0	1	16	7	25	33						
20	ELBERT	0940	BIG SANDY 10 11th		0	0	0	0	0	1	0	13	12	26	33						
20	ELBERT	0940	BIG SANDY 10 12th		0	0	0	0	0	0	0	6	6	12	24						
20	ELBERT	0940	BIG SANDY 10 DISTRICT TOTAL		0	0	2	0	1	0	8	6	151	163	331						
20	ELBERT	0950	ELBERT 200 PK		0	0	1	0	0	0	0	0	7	9	17						
20	ELBERT	0950	ELBERT 200 K (Half-Day)		0	0	0	0	1	0	0	10	11	22	33						
20	ELBERT	0950	ELBERT 200 1st		0	0	0	0	0	1	0	7	5	14	22						
20	ELBERT	0950	ELBERT 200 3rd		0	0	2	0	0	0	0	6	6	14	22						
20	ELBERT	0950	ELBERT 200 3rd		0	0	0	0	0	0	1	9	7	17	24						
20	ELBERT	0950	ELBERT 200 4th		0	0	1	0	0	0	0	7	11	19	24						
20	ELBERT	0950	ELBERT 200 5th		0	0	0	0	0	0	0	6	14	20	24						
20	ELBERT	0950	ELBERT 200 6th		1	0	1	0	0	0	0	11	11	24	33						
20	ELBERT	0950	ELBERT 200 7th		1	0	0	0	0	0	0	10	9	20	24						
20	ELBERT	0950	ELBERT 200 8th		0	0	0	0	0	0	0	6	13	19	24						
20	ELBERT	0950	ELBERT 200 9th		0	0	0	0	0	0	1	8	15	24	33						
20	ELBERT	0950	ELBERT 200 10th		0	0	0	0	0	0	2	8	9	19	24						
20	ELBERT	0950	ELBERT 200 11th		0	0	0	0	0	0	0	11	9	20	24						
20	ELBERT	0950	ELBERT 200 12th		0	0	0	0	0	0	0	5	11	16	24						
20	ELBERT	0950	ELBERT 200 DISTRICT TOTAL		2	0	5	0	1	1	0	5	111	140	265						




COLORADO DEPARTMENT OF EDUCATION
FALL 2006 PUPIL MEMBERSHIP BY COUNTY, DISTRICT, GRADE, RACE/ETHNICITY, AND GENDER

County Code	COUNTY	DISTRICT CODE	DISTRICT	GRADE	AMERICAN INDIAN OR ALASKAN NATIVE		AMERICAN INDIAN OR ALASKAN NATIVE		ASIAN OR PACIFIC ISLANDER		ASIAN OR PACIFIC ISLANDER		BLACK (NOT HISPANIC)		BLACK (NOT HISPANIC)		WHITE (NOT HISPANIC)		WHITE (NOT HISPANIC)		Total
					FEMALE	MALE	FEMALE	MALE	FEMALE	MALE	FEMALE	MALE	FEMALE	MALE	FEMALE	MALE	FEMALE	MALE			
20	ELBERT	0960	AGATE 300	1st	0	0	0	0	0	0	0	0	1	0	2	2	2	5			
20	ELBERT	0960	AGATE 300	3rd	0	0	0	0	0	0	0	0	1	1	1	1	2	3			
20	ELBERT	0960	AGATE 300	4th	0	0	0	0	0	0	0	1	1	0	1	2	4				
20	ELBERT	0960	AGATE 300	5th	0	0	0	0	0	1	0	0	0	1	1	1	3				
20	ELBERT	0960	AGATE 300	6th	0	0	0	0	0	0	0	1	0	2	1	4	4				
20	ELBERT	0960	AGATE 300	7th	0	0	0	0	0	0	0	0	0	2	1	3	3				
20	ELBERT	0960	AGATE 300	8th	0	0	0	0	0	0	0	0	0	2	4	6	6				
20	ELBERT	0960	AGATE 300	9th	0	0	0	0	0	0	0	0	0	2	4	6	6				
20	ELBERT	0960	AGATE 300	10th	0	0	0	0	0	0	1	1	4	6	12	12					
20	ELBERT	0960	AGATE 300	11th	0	0	0	0	0	1	1	0	2	4	8	8					
20	ELBERT	0960	AGATE 300	12th	0	0	0	0	0	2	1	0	5	1	7	7					
20	ELBERT	0960	AGATE 300	DISTRICT TOTAL	0	0	0	0	0	2	2	5	3	23	27	61	61				
20	COUNTY TOTAL				15	15	30	27	23	22	150	146	1,751	1,878	4,057						
21	EL PASO	0970	CALHAN RJ-1	PK	0	0	0	0	0	0	0	0	10	20	30	30					
21	EL PASO	0970	CALHAN RJ-1	K (Half-Day)	0	1	0	0	0	0	0	1	11	17	30	30					
21	EL PASO	0970	CALHAN RJ-1	K (Full-Day)	0	0	0	0	0	0	0	0	11	11	22	22					
21	EL PASO	0970	CALHAN RJ-1	1st	0	0	0	0	1	0	1	0	28	22	52	52					
21	EL PASO	0970	CALHAN RJ-1	3rd	1	0	0	0	0	2	2	22	19	46	46						
21	EL PASO	0970	CALHAN RJ-1	3rd	0	0	0	0	1	1	1	30	19	52	52						
21	EL PASO	0970	CALHAN RJ-1	4th	1	0	2	0	0	1	1	17	24	47	47						
21	EL PASO	0970	CALHAN RJ-1	5th	0	0	0	0	0	1	0	17	19	38	38						
21	EL PASO	0970	CALHAN RJ-1	6th	0	0	0	2	0	0	0	22	20	45	45						
21	EL PASO	0970	CALHAN RJ-1	7th	0	0	0	1	0	0	0	23	16	41	41						
21	EL PASO	0970	CALHAN RJ-1	8th	0	1	0	0	0	1	1	18	24	45	45						
21	EL PASO	0970	CALHAN RJ-1	9th	1	0	0	0	0	1	0	23	31	58	58						
21	EL PASO	0970	CALHAN RJ-1	10th	0	0	1	0	0	0	0	23	22	46	46						
21	EL PASO	0970	CALHAN RJ-1	11th	0	0	0	0	0	4	1	30	28	63	63						
21	EL PASO	0970	CALHAN RJ-1	12th	0	0	0	0	0	0	1	23	26	52	52						
21	EL PASO	0970	CALHAN RJ-1	DISTRICT TOTAL	3	2	6	3	1	4	11	11	308	318	667	667					
21	EL PASO	0980	HARRISON 2	PK	2	2	8	10	49	39	87	78	67	87	429	429					
21	EL PASO	0980	HARRISON 2	K (Half-Day)	14	10	18	27	92	100	145	160	122	168	856	856					
21	EL PASO	0980	HARRISON 2	K (Full-Day)	0	3	5	1	16	14	25	32	12	21	129	129					
21	EL PASO	0980	HARRISON 2	1st	8	9	23	20	111	123	211	212	136	183	1,036	1,036					
21	EL PASO	0980	HARRISON 2	3rd	10	11	19	19	84	110	149	186	143	156	887	887					
21	EL PASO	0980	HARRISON 2	3rd	4	7	21	19	119	116	154	156	107	145	858	858					
21	EL PASO	0980	HARRISON 2	4th	8	5	19	21	105	101	174	143	144	138	858	858					
21	EL PASO	0980	HARRISON 2	5th	7	8	23	15	97	86	156	141	123	131	787	787					
21	EL PASO	0980	HARRISON 2	6th	8	10	26	21	86	112	135	167	138	143	846	846					
21	EL PASO	0980	HARRISON 2	7th	5	10	21	18	100	101	145	145	130	119	794	794					
21	EL PASO	0980	HARRISON 2	8th	5	8	22	25	66	93	130	162	106	138	755	755					
21	EL PASO	0980	HARRISON 2	9th	4	6	24	24	94	98	123	149	126	130	778	778					
21	EL PASO	0980	HARRISON 2	10th	11	3	22	11	96	97	122	130	123	120	735	735					
21	EL PASO	0980	HARRISON 2	11th	5	7	22	22	89	97	116	91	119	110	678	678					
21	EL PASO	0980	HARRISON 2	12th	4	3	17	22	100	105	118	135	102	133	739	739					
21	EL PASO	0980	HARRISON 2	DISTRICT TOTAL	95	102	290	285	1,304	1,392	1,990	2,087	1,698	1,922	11,165	11,165					
21	EL PASO	0990	WIDEFIELD 3	PK	3	0	4	6	16	24	33	24	105	119	334	334					
21	EL PASO	0990	WIDEFIELD 3	K (Half-Day)	0	1	10	7	22	12	33	30	112	113	340	340					
21	EL PASO	0990	WIDEFIELD 3	K (Full-Day)	1	1	11	6	21	29	21	30	82	100	302	302					
21	EL PASO	0990	WIDEFIELD 3	1st	5	3	18	10	52	50	56	59	211	182	646	646					
21	EL PASO	0990	WIDEFIELD 3	3rd	3	2	17	10	47	51	55	77	173	178	613	613					
21	EL PASO	0990	WIDEFIELD 3	3rd	2	5	14	11	40	54	55	65	180	186	612	612					
21	EL PASO	0990	WIDEFIELD 3	4th	3	9	11	19	39	35	61	52	165	205	599	599					
21	EL PASO	0990	WIDEFIELD 3	5th	2	7	9	5	37	48	58	56	190	181	593	593					
21	EL PASO	0990	WIDEFIELD 3	6th	2	7	14	14	49	47	60	62	186	208	649	649					
21	EL PASO	0990	WIDEFIELD 3	7th	4	4	12	12	60	58	56	47	194	183	630	630					
21	EL PASO	0990	WIDEFIELD 3	8th	6	3	13	10	50	65	60	71	208	189	675	675					
21	EL PASO	0990	WIDEFIELD 3	9th	7	3	15	19	74	67	71	69	215	204	744	744					
21	EL PASO	0990	WIDEFIELD 3	10th	5	2	15	6	55	63	49	55	207	210	667	667					
21	EL PASO	0990	WIDEFIELD 3	11th	6	2	18	20	34	53	29	50	184	188	584	584					
21	EL PASO	0990	WIDEFIELD 3	12th	3	3	14	5	43	34	43	44	164	192	545	545					
21	EL PASO	0990	WIDEFIELD 3	DISTRICT TOTAL	52	52	195	160	639	690	740	791	2,576	2,638	8,533	8,533					
21	EL PASO	1000	FOUNTAIN 8	PK	1	2	2	5	13	23	18	22	67	74	227	227					
21	EL PASO	1000	FOUNTAIN 8	K (Half-Day)	2	4	5	6	20	12	38	32	102	110	331	331					
21	EL PASO	1000	FOUNTAIN 8	K (Full-Day)	3	4	4	4	21	16	15	16	68	63	214	214					
21	EL PASO	1000	FOUNTAIN 8	1st	3	3	6	11	36	59	56	64	144	222	604	604					
21	EL PASO	1000	FOUNTAIN 8	3rd	8	6	12	7	45	38	60	49	152	165	542	542					
21	EL PASO	1000	FOUNTAIN 8	3rd	4	6	6	7	35	39	46	48	138	161	490	490					



COLORADO DEPARTMENT OF EDUCATION
FALL 2006 PUPIL MEMBERSHIP BY COUNTY, DISTRICT, GRADE, RACE/ETHNICITY, AND GENDER

County Code	COUNTY	DISTRICT CODE	DISTRICT	GRADE	AMERICAN INDIAN OR ALASKAN NATIVE		ASIAN OR PACIFIC ISLANDER		BLACK (NOT HISPANIC)		HISPANIC		WHITE (NOT HISPANIC)		Total
					FEMALE	MALE	FEMALE	MALE	FEMALE	MALE	FEMALE	MALE	FEMALE	MALE	
21	EL PASO	1000	FOUNTAIN 8 4th		7	6	9	5	39	39	42	51	149	133	480
21	EL PASO	1000	FOUNTAIN 8 5th		5	7	5	11	37	48	31	57	119	156	476
21	EL PASO	1000	FOUNTAIN 8 6th		4	3	7	6	45	56	35	25	133	131	445
21	EL PASO	1000	FOUNTAIN 8 7th		4	5	7	6	49	43	48	43	112	111	428
21	EL PASO	1000	FOUNTAIN 8 8th		4	3	6	5	38	54	20	34	127	121	412
21	EL PASO	1000	FOUNTAIN 8 9th		6	5	16	8	53	46	33	34	105	119	425
21	EL PASO	1000	FOUNTAIN 8 10th		2	6	13	9	39	43	36	33	109	111	401
21	EL PASO	1000	FOUNTAIN 8 11th		3	3	9	7	41	37	31	21	90	122	364
21	EL PASO	1000	FOUNTAIN 8 12th		5	0	3	2	27	36	24	28	91	97	313
21	EL PASO	1000	FOUNTAIN 8 DISTRICT TOTAL		61	63	110	99	538	589	533	557	1,706	1,896	6,152
21	EL PASO	1010	COLORADO SIKP		2	8	11	4	14	20	67	70	144	187	527
21	EL PASO	1010	COLORADO SIK (Half-Day)		6	5	12	11	41	56	93	91	251	296	862
21	EL PASO	1010	COLORADO SIK (Full-Day)		8	14	28	24	86	72	223	217	402	442	1,516
21	EL PASO	1010	COLORADO SIK1st		12	12	22	24	110	128	276	287	704	751	2,326
21	EL PASO	1010	COLORADO SIK3rd		14	19	39	29	131	122	284	238	677	688	2,241
21	EL PASO	1010	COLORADO SIK3rd		25	24	33	37	144	136	254	256	591	694	2,194
21	EL PASO	1010	COLORADO SIK4th		18	23	33	26	103	123	259	264	636	705	2,190
21	EL PASO	1010	COLORADO SIK5th		27	20	24	22	98	126	230	240	727	638	2,152
21	EL PASO	1010	COLORADO SIK6th		15	19	37	32	113	108	225	247	627	657	2,080
21	EL PASO	1010	COLORADO SIK7th		20	17	33	18	114	92	227	217	656	745	2,141
21	EL PASO	1010	COLORADO SIK8th		22	21	30	32	118	119	202	223	661	759	2,187
21	EL PASO	1010	COLORADO SIK9th		19	17	26	29	99	116	211	196	719	754	2,186
21	EL PASO	1010	COLORADO SIK10th		12	34	34	23	94	112	212	233	735	811	2,287
21	EL PASO	1010	COLORADO SIK11th		21	18	21	28	109	127	233	191	832	820	2,400
21	EL PASO	1010	COLORADO SIK12th		17	14	41	42	154	142	258	252	862	958	2,740
21	EL PASO	1010	COLORADO SIDISTRICT TOTAL		247	243	426	381	1,528	1,599	3,254	3,222	9,224	9,905	30,029
21	EL PASO	1020	CHEYENNE MIPK		0	0	1	1	2	2	1	2	28	29	64
21	EL PASO	1020	CHEYENNE MIK (Half-Day)		3	8	9	5	6	17	14	119	136	318	
21	EL PASO	1020	CHEYENNE MI1st		1	3	7	2	4	23	27	142	139	356	
21	EL PASO	1020	CHEYENNE MI3rd		1	9	6	7	8	22	27	147	137	365	
21	EL PASO	1020	CHEYENNE MI3rd		3	9	13	3	8	28	17	150	155	384	
21	EL PASO	1020	CHEYENNE MI4th		1	1	4	5	4	18	23	156	123	341	
21	EL PASO	1020	CHEYENNE MI5th		4	2	8	5	9	17	24	149	131	357	
21	EL PASO	1020	CHEYENNE MI6th		1	2	9	11	9	15	15	17	149	145	373
21	EL PASO	1020	CHEYENNE MI7th		5	4	9	11	8	10	21	19	160	147	393
21	EL PASO	1020	CHEYENNE MI8th		2	2	7	7	6	19	19	167	169	409	
21	EL PASO	1020	CHEYENNE MI9th		3	2	16	11	5	15	12	140	162	371	
21	EL PASO	1020	CHEYENNE MI10th		3	2	13	11	4	0	17	15	123	157	345
21	EL PASO	1020	CHEYENNE MI11th		1	0	12	6	2	5	13	14	153	126	332
21	EL PASO	1020	CHEYENNE MI12th		0	2	8	12	0	2	12	11	165	166	378
21	EL PASO	1020	CHEYENNE MIDISTRICT TOTAL		28	22	127	102	81	77	238	241	1,948	1,922	4,786
21	EL PASO	1030	MANITOU SPR PK		2	1	0	0	0	0	0	1	14	21	39
21	EL PASO	1030	MANITOU SPR K (Half-Day)		0	0	0	0	1	0	1	1	17	13	33
21	EL PASO	1030	MANITOU SPR K (Full-Day)		0	0	0	0	0	0	0	1	13	14	28
21	EL PASO	1030	MANITOU SPR 1st		1	1	0	0	1	0	1	1	39	35	79
21	EL PASO	1030	MANITOU SPR 3rd		0	2	2	0	1	0	3	1	32	47	88
21	EL PASO	1030	MANITOU SPR 3rd		0	1	1	0	0	1	6	46	41	96	
21	EL PASO	1030	MANITOU SPR 4th		1	2	0	1	0	2	2	4	41	42	95
21	EL PASO	1030	MANITOU SPR 5th		2	1	0	1	0	9	5	42	40	100	
21	EL PASO	1030	MANITOU SPR 6th		0	0	3	0	1	3	4	5	38	52	106
21	EL PASO	1030	MANITOU SPR 7th		1	2	2	0	1	1	5	5	49	48	114
21	EL PASO	1030	MANITOU SPR 8th		1	2	1	0	1	1	4	7	51	47	115
21	EL PASO	1030	MANITOU SPR 9th		1	2	0	2	0	4	5	46	49	109	
21	EL PASO	1030	MANITOU SPR 10th		1	0	2	1	1	1	2	4	43	65	120
21	EL PASO	1030	MANITOU SPR 11th		2	0	1	2	1	0	3	7	57	49	122
21	EL PASO	1030	MANITOU SPR 12th		1	0	0	2	0	1	1	3	65	44	117
21	EL PASO	1030	MANITOU SPR DISTRICT TOTAL		13	14	12	9	8	9	40	56	593	607	1,361
21	EL PASO	1040	ACADEMY 20 PK		1	0	18	18	5	7	10	18	120	147	344
21	EL PASO	1040	ACADEMY 20 K (Half-Day)		3	3	27	18	18	16	31	38	378	396	928
21	EL PASO	1040	ACADEMY 20 K (Full-Day)		0	0	15	13	18	10	27	33	198	190	504
21	EL PASO	1040	ACADEMY 20 1st		4	7	48	42	37	35	56	75	567	615	1,486
21	EL PASO	1040	ACADEMY 20 3rd		9	7	37	48	41	34	54	69	601	656	1,556
21	EL PASO	1040	ACADEMY 20 3rd		4	4	48	28	41	30	63	61	577	636	1,492
21	EL PASO	1040	ACADEMY 20 4th		3	9	60	50	26	32	63	64	608	653	1,568
21	EL PASO	1040	ACADEMY 20 5th		4	8	25	32	40	35	56	62	594	709	1,565
21	EL PASO	1040	ACADEMY 20 6th		10	5	36	38	31	34	74	80	660	698	1,666
21	EL PASO	1040	ACADEMY 20 7th		6	6	36	43	36	30	57	62	655	713	1,644



COLORADO DEPARTMENT OF EDUCATION
FALL 2006 PUPIL MEMBERSHIP BY COUNTY, DISTRICT, GRADE, RACE/ETHNICITY, AND GENDER

County Code	COUNTY	DISTRICT CODE	DISTRICT	GRADE	AMERICAN INDIAN OR ALASKAN NATIVE		AMERICAN INDIAN OR ALASKAN NATIVE		ASIAN OR PACIFIC ISLANDER		ASIAN OR PACIFIC ISLANDER		BLACK (NOT HISPANIC)		BLACK (NOT HISPANIC)		WHITE (NOT HISPANIC)		WHITE (NOT HISPANIC)		Total
					FEMALE	MALE	FEMALE	MALE	FEMALE	MALE	FEMALE	MALE	FEMALE	MALE	FEMALE	MALE	FEMALE	MALE			
21	EL PASO	1040	ACADEMY 20 8th		7	11	30	37	34	23	51	63	680	689	1,625						
21	EL PASO	1040	ACADEMY 20 9th		9	6	49	48	34	41	65	63	688	760	1,763						
21	EL PASO	1040	ACADEMY 20 10th		7	10	37	32	37	30	54	64	715	752	1,738						
21	EL PASO	1040	ACADEMY 20 11th		14	6	46	40	26	45	57	49	735	764	1,782						
21	EL PASO	1040	ACADEMY 20 12th		12	3	35	35	31	28	44	55	653	647	1,543						
21	EL PASO	1040	ACADEMY 20 DISTRICT TOTAL		93	85	547	522	455	430	762	856	8,429	9,025	21,204						
21	EL PASO	1050	ELLCOTT 22 PK		0	0	0	0	0	0	4	7	18	24	53						
21	EL PASO	1050	ELLCOTT 22 K (Full-Day)		1	1	0	0	1	0	9	13	26	17	68						
21	EL PASO	1050	ELLCOTT 22 1st		0	0	0	0	2	1	10	11	26	21	71						
21	EL PASO	1050	ELLCOTT 22 3rd		0	0	0	0	0	1	8	11	20	22	62						
21	EL PASO	1050	ELLCOTT 22 3rd		1	0	0	0	3	0	4	10	25	26	69						
21	EL PASO	1050	ELLCOTT 22 4th		0	0	0	0	1	0	8	5	27	38	79						
21	EL PASO	1050	ELLCOTT 22 5th		0	0	0	0	1	0	5	9	20	26	61						
21	EL PASO	1050	ELLCOTT 22 6th		0	0	0	0	0	0	7	9	30	29	75						
21	EL PASO	1050	ELLCOTT 22 7th		1	1	0	0	0	0	10	9	29	30	80						
21	EL PASO	1050	ELLCOTT 22 8th		0	0	0	0	1	2	7	6	25	31	72						
21	EL PASO	1050	ELLCOTT 22 9th		1	1	0	0	2	6	5	5	25	28	73						
21	EL PASO	1050	ELLCOTT 22 10th		2	0	1	1	1	2	6	5	19	30	66						
21	EL PASO	1050	ELLCOTT 22 11th		1	0	3	0	1	1	5	5	26	41	79						
21	EL PASO	1050	ELLCOTT 22 12th		0	0	2	0	0	0	7	3	27	28	68						
21	EL PASO	1050	ELLCOTT 22 DISTRICT TOTAL		7	3	6	1	18	13	91	108	343	391	976						
21	EL PASO	1060	PEYTON 23 JT PK		0	0	0	0	0	0	1	3	6	14	24						
21	EL PASO	1060	PEYTON 23 JT K (Half-Day)		1	0	0	0	0	0	2	3	11	15	33						
21	EL PASO	1060	PEYTON 23 JT 1st		0	0	0	0	0	0	3	2	19	10	37						
21	EL PASO	1060	PEYTON 23 JT 3rd		1	2	0	0	0	0	4	2	13	20	41						
21	EL PASO	1060	PEYTON 23 JT 3rd		1	0	0	0	1	0	0	5	15	17	40						
21	EL PASO	1060	PEYTON 23 JT 4th		1	2	0	0	0	1	1	2	16	25	49						
21	EL PASO	1060	PEYTON 23 JT 5th		3	0	0	1	1	0	2	2	22	21	52						
21	EL PASO	1060	PEYTON 23 JT 6th		1	1	0	0	0	1	0	0	23	28	54						
21	EL PASO	1060	PEYTON 23 JT 7th		0	0	0	0	0	0	3	2	11	26	43						
21	EL PASO	1060	PEYTON 23 JT 8th		0	0	0	0	1	2	0	0	24	41	69						
21	EL PASO	1060	PEYTON 23 JT 9th		1	0	0	1	0	0	2	1	18	30	53						
21	EL PASO	1060	PEYTON 23 JT 10th		0	0	0	0	0	1	1	1	28	25	55						
21	EL PASO	1060	PEYTON 23 JT 11th		0	0	0	0	0	0	0	0	29	35	65						
21	EL PASO	1060	PEYTON 23 JT 12th		1	1	1	1	2	1	0	6	28	24	65						
21	EL PASO	1060	PEYTON 23 JT DISTRICT TOTAL		9	11	1	4	8	3	21	29	263	331	680						
21	EL PASO	1070	HANOVER 28 PK		0	0	0	0	0	0	0	1	0	0	1						
21	EL PASO	1070	HANOVER 28 K (Full-Day)		0	1	0	0	0	0	4	0	3	11	19						
21	EL PASO	1070	HANOVER 28 1st		0	0	0	0	0	0	3	2	4	7	18						
21	EL PASO	1070	HANOVER 28 3rd		0	0	0	0	0	0	1	0	5	6	12						
21	EL PASO	1070	HANOVER 28 3rd		0	0	1	0	0	0	2	4	2	14	23						
21	EL PASO	1070	HANOVER 28 4th		1	0	0	0	1	1	2	3	10	11	29						
21	EL PASO	1070	HANOVER 28 5th		0	0	0	0	0	1	2	4	13	6	26						
21	EL PASO	1070	HANOVER 28 6th		0	0	0	0	0	1	3	2	9	12	27						
21	EL PASO	1070	HANOVER 28 7th		0	1	0	0	0	1	3	1	6	10	22						
21	EL PASO	1070	HANOVER 28 8th		0	1	0	0	1	2	4	2	9	4	23						
21	EL PASO	1070	HANOVER 28 9th		0	0	0	0	0	0	2	4	12	12	30						
21	EL PASO	1070	HANOVER 28 10th		1	0	0	0	1	0	4	5	7	6	24						
21	EL PASO	1070	HANOVER 28 11th		0	0	0	0	3	1	4	1	8	11	28						
21	EL PASO	1070	HANOVER 28 12th		1	0	0	0	1	0	1	4	4	8	19						
21	EL PASO	1070	HANOVER 28 DISTRICT TOTAL		3	4	1	1	7	7	35	33	92	118	301						
21	EL PASO	1080	LEWIS-PALME PK		0	0	5	4	2	1	4	6	45	68	135						
21	EL PASO	1080	LEWIS-PALME K (Half-Day)		2	3	6	7	2	1	8	10	142	155	336						
21	EL PASO	1080	LEWIS-PALME 1st		2	4	11	2	1	2	13	13	151	178	377						
21	EL PASO	1080	LEWIS-PALME 3rd		3	1	8	6	3	1	12	14	165	172	385						
21	EL PASO	1080	LEWIS-PALME 3rd		1	3	4	1	3	2	15	13	184	177	403						
21	EL PASO	1080	LEWIS-PALME 4th		1	3	5	9	2	3	9	13	181	203	429						
21	EL PASO	1080	LEWIS-PALME 5th		2	2	7	5	8	1	11	12	201	212	461						
21	EL PASO	1080	LEWIS-PALME 6th		3	2	11	7	0	3	14	14	183	204	441						
21	EL PASO	1080	LEWIS-PALME 7th		2	3	11	10	7	3	20	17	196	220	489						
21	EL PASO	1080	LEWIS-PALME 8th		5	2	9	7	4	3	9	16	222	228	505						
21	EL PASO	1080	LEWIS-PALME 9th		4	2	5	6	5	7	14	8	218	260	529						
21	EL PASO	1080	LEWIS-PALME 10th		3	0	3	4	2	2	9	16	224	234	497						
21	EL PASO	1080	LEWIS-PALME 11th		3	3	7	7	2	2	12	8	210	231	485						
21	EL PASO	1080	LEWIS-PALME 12th		3	3	2	3	3	5	15	12	218	241	505						
21	EL PASO	1080	LEWIS-PALME DISTRICT TOTAL		34	31	94	78	44	36	165	172	2,540	2,783	5,977						
21	EL PASO	1110	FALCON 49 PK		2	3	9	2	8	13	21	11	99	146	314						



COLORADO DEPARTMENT OF EDUCATION
FALL 2006 PUPIL MEMBERSHIP BY COUNTY, DISTRICT, GRADE, RACE/ETHNICITY, AND GENDER

County Code	COUNTY	DISTRICT CODE	DISTRICT	GRADE	AMERICAN INDIAN OR ALASKAN NATIVE		ASIAN OR PACIFIC ISLANDER		BLACK (NOT HISPANIC)		HISPANIC		WHITE (NOT HISPANIC)		Total
					FEMALE	MALE	FEMALE	MALE	FEMALE	MALE	FEMALE	MALE	FEMALE	MALE	
21	EL PASO	1110	FALCON 49 K (Half-Day)		2	5	24	18	33	32	66	68	287	346	881
21	EL PASO	1110	FALCON 49 K (Full-Day)		1	0	0	0	5	1	3	3	38	29	80
21	EL PASO	1110	FALCON 49 1st		3	4	28	23	41	53	85	63	352	363	1,015
21	EL PASO	1110	FALCON 49 3rd		6	5	30	28	40	45	63	88	339	373	1,017
21	EL PASO	1110	FALCON 49 3rd		5	2	26	27	53	46	87	91	328	383	1,048
21	EL PASO	1110	FALCON 49 4th		5	1	24	20	49	48	63	82	313	333	938
21	EL PASO	1110	FALCON 49 5th		11	4	25	34	55	47	70	88	308	373	1,015
21	EL PASO	1110	FALCON 49 6th		8	9	19	19	43	54	74	88	317	364	995
21	EL PASO	1110	FALCON 49 7th		6	6	23	24	40	54	66	65	330	339	953
21	EL PASO	1110	FALCON 49 8th		8	5	18	24	44	49	66	72	287	334	907
21	EL PASO	1110	FALCON 49 9th		5	5	19	26	31	45	66	75	310	291	873
21	EL PASO	1110	FALCON 49 10th		7	6	24	24	47	36	62	59	285	287	837
21	EL PASO	1110	FALCON 49 11th		10	5	19	10	43	40	55	46	252	264	744
21	EL PASO	1110	FALCON 49 12th		3	4	20	22	23	37	45	40	223	222	639
21	EL PASO	1110	FALCON 49 DISTRICT TOTAL		82	64	308	301	555	600	892	939	4,068	4,447	12,256
21	EL PASO	1120	EDISON 54 JT PK		0	0	0	0	0	0	1	0	4	3	8
21	EL PASO	1120	EDISON 54 JT K (Full-Day)		0	0	0	0	0	0	0	0	3	5	8
21	EL PASO	1120	EDISON 54 JT 1st		0	0	0	0	0	0	0	1	6	0	7
21	EL PASO	1120	EDISON 54 JT 3rd		0	0	0	0	0	0	0	0	4	2	6
21	EL PASO	1120	EDISON 54 JT 3rd		0	0	0	0	0	0	0	0	4	2	6
21	EL PASO	1120	EDISON 54 JT 4th		0	0	0	0	0	0	1	0	1	5	8
21	EL PASO	1120	EDISON 54 JT 5th		0	0	0	0	0	0	0	0	3	3	6
21	EL PASO	1120	EDISON 54 JT 6th		0	0	0	0	0	0	0	0	2	6	8
21	EL PASO	1120	EDISON 54 JT 7th		0	0	0	0	0	0	0	1	4	4	9
21	EL PASO	1120	EDISON 54 JT 8th		0	0	0	0	0	2	0	0	2	2	6
21	EL PASO	1120	EDISON 54 JT 9th		0	0	0	0	0	0	0	0	6	8	14
21	EL PASO	1120	EDISON 54 JT 10th		0	0	0	0	0	1	1	1	6	4	13
21	EL PASO	1120	EDISON 54 JT 11th		0	0	0	1	1	1	0	2	15	9	28
21	EL PASO	1120	EDISON 54 JT 12th		0	0	0	0	0	0	0	3	12	13	28
21	EL PASO	1120	EDISON 54 JT DISTRICT TOTAL		0	0	0	1	1	4	3	8	72	66	155
21	EL PASO	1130	MIAMI/YODER PK		0	1	1	1	0	0	1	1	8	9	20
21	EL PASO	1130	MIAMI/YODER K (Full-Day)		1	0	0	0	0	0	2	2	7	4	18
21	EL PASO	1130	MIAMI/YODER 1st		0	0	0	0	0	0	2	5	14	13	35
21	EL PASO	1130	MIAMI/YODER 3rd		0	0	0	0	0	0	1	2	13	7	24
21	EL PASO	1130	MIAMI/YODER 3rd		0	0	0	0	0	0	1	0	8	12	21
21	EL PASO	1130	MIAMI/YODER 4th		0	0	0	1	0	0	1	5	4	11	22
21	EL PASO	1130	MIAMI/YODER 5th		0	0	0	0	0	0	1	2	8	10	22
21	EL PASO	1130	MIAMI/YODER 6th		0	1	1	0	0	0	1	3	9	12	28
21	EL PASO	1130	MIAMI/YODER 7th		1	0	0	0	0	0	0	2	13	7	23
21	EL PASO	1130	MIAMI/YODER 8th		1	1	1	0	0	0	4	2	10	12	31
21	EL PASO	1130	MIAMI/YODER 9th		1	0	0	1	1	0	3	4	7	10	27
21	EL PASO	1130	MIAMI/YODER 10th		0	0	1	1	0	0	0	4	9	12	27
21	EL PASO	1130	MIAMI/YODER 11th		1	0	0	0	0	0	3	2	10	11	27
21	EL PASO	1130	MIAMI/YODER 12th		0	0	0	0	0	0	0	2	20	18	41
21	EL PASO	1130	MIAMI/YODER DISTRICT TOTAL		5	2	8	5	2	0	20	36	140	148	366
21	COUNTY TOTAL				732	698	2,131	1,952	5,184	5,453	8,795	9,146	34,000	36,517	104,608
22	FREMONT	1140	CANON CITY FK (Half-Day)		2	1	2	1	0	1	8	7	98	109	229
22	FREMONT	1140	CANON CITY FK (Full-Day)		0	0	0	0	0	0	1	3	13	14	31
22	FREMONT	1140	CANON CITY F1st		0	3	3	3	4	3	14	7	135	133	305
22	FREMONT	1140	CANON CITY F3rd		2	0	2	0	1	1	8	15	120	119	268
22	FREMONT	1140	CANON CITY F3rd		2	2	1	0	2	2	9	7	115	123	263
22	FREMONT	1140	CANON CITY F4th		3	0	2	2	1	2	7	8	136	137	298
22	FREMONT	1140	CANON CITY F5th		1	2	3	0	0	2	9	13	113	143	286
22	FREMONT	1140	CANON CITY F6th		3	2	2	3	1	5	10	21	122	118	287
22	FREMONT	1140	CANON CITY F7th		1	1	2	1	0	2	14	15	121	138	295
22	FREMONT	1140	CANON CITY F8th		1	4	4	4	0	1	12	14	141	137	318
22	FREMONT	1140	CANON CITY F9th		2	0	2	2	2	1	18	22	170	168	387
22	FREMONT	1140	CANON CITY F10th		2	6	1	1	0	1	11	17	142	148	329
22	FREMONT	1140	CANON CITY F11th		0	1	1	2	0	1	8	9	114	126	262
22	FREMONT	1140	CANON CITY F12th		3	3	3	2	1	0	7	11	140	150	320
22	FREMONT	1140	CANON CITY FDISTRICT TOTAL		22	25	28	21	12	22	136	169	1,680	1,763	3,878
22	FREMONT	1150	FLORENCE REK (Half-Day)		1	0	0	1	0	1	6	10	56	45	120
22	FREMONT	1150	FLORENCE RE1st		0	0	0	0	0	1	3	12	55	59	130
22	FREMONT	1150	FLORENCE RE3rd		0	1	0	2	1	0	7	11	31	59	112
22	FREMONT	1150	FLORENCE RE3rd		1	1	2	0	0	0	11	3	48	47	113
22	FREMONT	1150	FLORENCE RE4th		0	1	0	0	0	0	8	3	71	59	142
22	FREMONT	1150	FLORENCE RE5th		0	3	1	0	1	3	9	9	67	77	170




COLORADO DEPARTMENT OF EDUCATION
FALL 2006 PUPIL MEMBERSHIP BY COUNTY, DISTRICT, GRADE, RACE/ETHNICITY, AND GENDER

County Code	COUNTY	DISTRICT CODE	DISTRICT	GRADE	AMERICAN INDIAN OR ALASKAN NATIVE		AMERICAN INDIAN OR ALASKAN NATIVE		ASIAN OR PACIFIC ISLANDER		ASIAN OR PACIFIC ISLANDER		BLACK (NOT HISPANIC)		BLACK (NOT HISPANIC)		WHITE (NOT HISPANIC)		WHITE (NOT HISPANIC)		Total
					FEMALE	MALE	FEMALE	MALE	FEMALE	MALE	FEMALE	MALE	FEMALE	MALE	FEMALE	MALE	FEMALE	MALE			
22	FREMONT	1150	FLORENCE RE 6th		1	0	0	0	2	1	1	6	9	56	58					134	
22	FREMONT	1150	FLORENCE RE 7th		1	1	0	0	2	0	10	8	38	77					137		
22	FREMONT	1150	FLORENCE RE 8th		1	0	0	1	5	1	6	10	59	65					148		
22	FREMONT	1150	FLORENCE RE 9th		1	0	1	0	0	0	10	10	60	71					153		
22	FREMONT	1150	FLORENCE RE 10th		0	2	0	0	2	0	8	14	50	59					135		
22	FREMONT	1150	FLORENCE RE 11th		1	0	0	2	1	1	4	6	49	57					121		
22	FREMONT	1150	FLORENCE RE 12th		3	1	0	2	0	1	7	9	44	57					124		
22	FREMONT	1150	FLORENCE RE DISTRICT TOTAL		10	10	4	10	13	9	95	114	684	790					1,739		
22	FREMONT	1160	COTOPAXI RE PK		0	0	1	0	0	0	0	1	13	11					26		
22	FREMONT	1160	COTOPAXI RE K (Half-Day)		0	0	0	0	0	0	0	0	12	11					23		
22	FREMONT	1160	COTOPAXI RE 1st		0	0	0	0	0	0	0	0	11	5					16		
22	FREMONT	1160	COTOPAXI RE 3rd		0	0	0	0	0	1	0	1	4	10					16		
22	FREMONT	1160	COTOPAXI RE 3rd		1	0	0	0	0	0	0	0	8	5					14		
22	FREMONT	1160	COTOPAXI RE 4th		0	0	0	0	0	0	1	2	8	6					17		
22	FREMONT	1160	COTOPAXI RE 5th		0	0	0	0	0	0	0	3	4	9					16		
22	FREMONT	1160	COTOPAXI RE 6th		0	0	0	0	0	0	0	0	9	5					14		
22	FREMONT	1160	COTOPAXI RE 7th		1	0	0	0	0	0	2	1	11	7					22		
22	FREMONT	1160	COTOPAXI RE 8th		0	0	1	0	1	0	1	4	10	12					29		
22	FREMONT	1160	COTOPAXI RE 9th		0	0	0	0	0	0	2	2	17	12					33		
22	FREMONT	1160	COTOPAXI RE 10th		0	0	0	0	0	0	1	1	10	18					30		
22	FREMONT	1160	COTOPAXI RE 11th		0	1	0	0	0	0	1	3	16	10					32		
22	FREMONT	1160	COTOPAXI RE 12th		0	0	0	0	0	0	2	3	8	15					28		
22	FREMONT	1160	COTOPAXI RE DISTRICT TOTAL		2	2	2	0	2	1	10	21	141	136					316		
22	COUNTY TOTAL				34	36	34	31	27	32	241	304	2,505	2,689					5,933		
23	GARFIELD	1180	ROARING FOR PK		0	0	0	0	1	0	29	30	19	32					112		
23	GARFIELD	1180	ROARING FORK (Half-Day)		0	0	1	1	1	0	31	36	22	32					123		
23	GARFIELD	1180	ROARING FORK (Full-Day)		1	0	1	3	1	0	62	73	61	75					278		
23	GARFIELD	1180	ROARING FOR 1st		3	2	2	3	0	1	108	97	101	93					409		
23	GARFIELD	1180	ROARING FOR 3rd		2	1	3	0	0	1	87	93	79	84					352		
23	GARFIELD	1180	ROARING FOR 3rd		0	1	3	3	0	1	108	97	89	79					381		
23	GARFIELD	1180	ROARING FOR 4th		1	0	1	0	0	1	94	125	73	83					378		
23	GARFIELD	1180	ROARING FOR 5th		2	0	1	1	1	0	81	92	81	84					343		
23	GARFIELD	1180	ROARING FOR 6th		0	1	0	0	0	1	72	109	88	107					381		
23	GARFIELD	1180	ROARING FOR 7th		1	2	2	2	0	2	77	80	99	127					391		
23	GARFIELD	1180	ROARING FOR 8th		0	1	0	1	1	3	81	96	103	102					391		
23	GARFIELD	1180	ROARING FOR 9th		0	2	1	2	1	0	69	73	112	138					398		
23	GARFIELD	1180	ROARING FOR 10th		1	2	2	4	0	2	59	76	100	123					367		
23	GARFIELD	1180	ROARING FOR 11th		0	3	2	2	0	2	56	65	108	136					373		
23	GARFIELD	1180	ROARING FOR 12th		0	1	1	1	0	1	47	47	126	139					363		
23	GARFIELD	1180	ROARING FOR DISTRICT TOTAL		11	17	21	28	5	13	1,061	1,189	1,261	1,434					5,040		
23	GARFIELD	1195	GARFIELD RE-PK		0	0	0	0	0	0	17	27	36	40					120		
23	GARFIELD	1195	GARFIELD RE-K (Half-Day)		1	3	0	2	1	1	71	79	107	104					369		
23	GARFIELD	1195	GARFIELD RE-1st		2	1	2	0	0	3	85	78	107	108					386		
23	GARFIELD	1195	GARFIELD RE-3rd		1	0	2	0	1	1	67	74	105	103					354		
23	GARFIELD	1195	GARFIELD RE-3rd		0	4	5	1	1	4	58	63	89	96					321		
23	GARFIELD	1195	GARFIELD RE-4th		1	0	1	0	0	1	69	68	96	101					337		
23	GARFIELD	1195	GARFIELD RE-5th		1	2	2	1	0	3	66	58	111	104					348		
23	GARFIELD	1195	GARFIELD RE-6th		0	1	1	1	1	1	61	71	94	105					336		
23	GARFIELD	1195	GARFIELD RE-7th		0	1	0	3	0	2	60	53	98	105					322		
23	GARFIELD	1195	GARFIELD RE-8th		0	1	1	0	1	0	47	57	90	97					294		
23	GARFIELD	1195	GARFIELD RE-9th		1	2	1	1	0	1	37	49	117	118					327		
23	GARFIELD	1195	GARFIELD RE-10th		0	0	0	2	2	1	41	41	103	106					296		
23	GARFIELD	1195	GARFIELD RE-11th		1	1	0	1	0	0	40	34	75	102					254		
23	GARFIELD	1195	GARFIELD RE-12th		1	1	0	1	0	0	29	21	78	74					206		
23	GARFIELD	1195	GARFIELD RE-DISTRICT TOTAL		9	17	15	13	7	19	748	773	1,306	1,363					4,270		
23	GARFIELD	1220	GARFIELD 16 PK		1	0	0	1	0	1	6	10	28	36					83		
23	GARFIELD	1220	GARFIELD 16 K (Half-Day)		2	0	0	0	0	0	15	15	38	34					104		
23	GARFIELD	1220	GARFIELD 16 1st		1	1	0	0	1	0	20	9	22	34					88		
23	GARFIELD	1220	GARFIELD 16 3rd		1	4	0	1	1	0	13	15	34	26					95		
23	GARFIELD	1220	GARFIELD 16 3rd		2	2	0	1	0	0	10	13	26	29					83		
23	GARFIELD	1220	GARFIELD 16 4th		0	0	0	1	2	0	9	28	31	22					93		
23	GARFIELD	1220	GARFIELD 16 5th		2	0	2	1	2	0	10	17	26	26					86		
23	GARFIELD	1220	GARFIELD 16 6th		0	1	0	0	2	2	11	12	29	30					87		
23	GARFIELD	1220	GARFIELD 16 7th		3	1	0	1	0	0	7	11	22	39					84		
23	GARFIELD	1220	GARFIELD 16 8th		3	0	0	1	1	0	4	11	32	35					87		
23	GARFIELD	1220	GARFIELD 16 9th		0	0	1	2	1	0	13	10	31	30					88		
23	GARFIELD	1220	GARFIELD 16 10th		0	0	0	2	0	1	8	8	33	26					78		

COLORADO DEPARTMENT OF EDUCATION
FALL 2006 PUPIL MEMBERSHIP BY COUNTY, DISTRICT, GRADE, RACE/ETHNICITY, AND GENDER

County Code	COUNTY	DISTRICT CODE	DISTRICT	GRADE	AMERICAN INDIAN OR ALASKAN NATIVE		ASIAN OR PACIFIC ISLANDER		BLACK (NOT HISPANIC)		WHITE (NOT HISPANIC)		Total		
					FEMALE	MALE	FEMALE	MALE	FEMALE	MALE	FEMALE	MALE			
23	GARFIELD	1220	GARFIELD 16 11th		0	1	0	0	0	0	2	6	34	69	
23	GARFIELD	1220	GARFIELD 16 12th		0	0	0	1	0	0	7	7	16	18	
23	GARFIELD	1220	GARFIELD 16 DISTRICT TOTAL		15	10	3	12	10	4	135	172	394	419	
23	COUNTY TOTAL				35	44	39	53	22	36	1,944	2,134	2,961	3,216	10,484
24	GILPIN	1330	GILPIN COUNTPK		0	0	1	1	0	1	2	3	28	26	
24	GILPIN	1330	GILPIN COUNTK (Half-Day)		0	0	0	0	0	0	1	1	7	11	
24	GILPIN	1330	GILPIN COUNTK (Full-Day)		0	0	3	0	0	0	0	0	3	2	
24	GILPIN	1330	GILPIN COUNT1st		0	0	0	0	0	0	0	1	19	22	
24	GILPIN	1330	GILPIN COUNT3rd		0	0	0	0	0	0	0	0	10	9	
24	GILPIN	1330	GILPIN COUNT3rd		0	0	0	0	0	0	2	2	7	9	
24	GILPIN	1330	GILPIN COUNT4th		0	0	0	0	0	2	1	11	12	26	
24	GILPIN	1330	GILPIN COUNT5th		0	0	0	0	0	1	0	12	10	23	
24	GILPIN	1330	GILPIN COUNT6th		0	0	0	0	1	0	1	10	18	31	
24	GILPIN	1330	GILPIN COUNT7th		0	0	0	0	0	0	0	0	17	20	
24	GILPIN	1330	GILPIN COUNT8th		0	0	0	0	0	1	1	11	9	22	
24	GILPIN	1330	GILPIN COUNT9th		0	0	0	0	0	0	0	0	14	15	
24	GILPIN	1330	GILPIN COUNT10th		0	0	0	0	0	0	2	11	12	25	
24	GILPIN	1330	GILPIN COUNT11th		0	0	0	0	0	2	0	14	8	24	
24	GILPIN	1330	GILPIN COUNT12th		0	0	0	0	0	0	2	12	14	28	
24	GILPIN	1330	GILPIN COUNTDISTRICT TOTAL		0	0	4	1	1	1	10	14	186	197	
24	COUNTY TOTAL				0	0	4	1	1	1	10	14	186	197	414
25	GRAND	1340	WEST GRAND K (Full-Day)		0	0	0	0	0	0	3	7	7	22	
25	GRAND	1340	WEST GRAND 1st		0	0	0	0	0	0	3	4	6	19	
25	GRAND	1340	WEST GRAND 3rd		0	0	0	0	0	0	3	7	31	7	
25	GRAND	1340	WEST GRAND 3rd		0	0	0	0	0	0	3	4	16	15	
25	GRAND	1340	WEST GRAND 4th		0	0	0	0	0	2	1	11	16	30	
25	GRAND	1340	WEST GRAND 5th		0	0	0	0	0	1	2	19	21	43	
25	GRAND	1340	WEST GRAND 6th		0	0	1	1	0	2	3	15	12	34	
25	GRAND	1340	WEST GRAND 7th		0	0	0	0	0	3	1	14	16	34	
25	GRAND	1340	WEST GRAND 8th		0	0	0	0	0	1	2	11	18	33	
25	GRAND	1340	WEST GRAND 9th		0	0	0	0	0	1	1	15	13	30	
25	GRAND	1340	WEST GRAND 10th		0	0	0	0	0	4	0	15	18	37	
25	GRAND	1340	WEST GRAND 11th		0	0	0	0	0	2	1	18	20	41	
25	GRAND	1340	WEST GRAND 12th		0	0	0	0	0	1	5	18	18	43	
25	GRAND	1340	WEST GRAND DISTRICT TOTAL		0	0	2	2	0	29	38	196	215	482	
25	GRAND	1350	EAST GRAND .PK		0	0	0	0	0	0	1	19	19	39	
25	GRAND	1350	EAST GRAND .K (Full-Day)		1	0	0	0	0	6	4	43	62	116	
25	GRAND	1350	EAST GRAND .1st		0	0	0	0	1	6	6	50	56	120	
25	GRAND	1350	EAST GRAND .3rd		0	0	0	0	0	4	4	40	47	95	
25	GRAND	1350	EAST GRAND .3rd		0	0	0	2	0	1	6	6	50	38	
25	GRAND	1350	EAST GRAND .4th		0	1	0	0	0	1	4	39	37	82	
25	GRAND	1350	EAST GRAND .5th		0	0	0	0	0	3	4	44	36	87	
25	GRAND	1350	EAST GRAND .6th		0	0	1	1	0	6	2	40	48	98	
25	GRAND	1350	EAST GRAND .7th		2	0	0	0	2	6	2	46	44	102	
25	GRAND	1350	EAST GRAND .8th		0	1	2	0	0	3	4	40	34	84	
25	GRAND	1350	EAST GRAND .9th		0	1	1	1	0	2	9	37	54	105	
25	GRAND	1350	EAST GRAND .10th		1	0	0	0	1	0	5	49	57	113	
25	GRAND	1350	EAST GRAND .11th		1	0	0	1	0	2	2	40	39	85	
25	GRAND	1350	EAST GRAND .12th		0	1	2	1	0	1	6	52	44	109	
25	GRAND	1350	EAST GRAND .DISTRICT TOTAL		5	4	6	6	2	5	47	59	589	615	
25	COUNTY TOTAL				5	4	8	8	2	5	76	97	785	830	1,820
26	GUNNISON	1360	GUNNISON W/PK		0	0	0	2	0	0	12	12	36	37	
26	GUNNISON	1360	GUNNISON W/K (Half-Day)		1	3	0	0	0	1	6	8	54	55	
26	GUNNISON	1360	GUNNISON W/K (Full-Day)		0	0	0	0	0	1	7	4	4	20	
26	GUNNISON	1360	GUNNISON W/1st		0	0	0	0	0	1	12	6	59	58	
26	GUNNISON	1360	GUNNISON W/3rd		1	1	0	2	0	13	12	49	58	136	
26	GUNNISON	1360	GUNNISON W/3rd		0	2	0	0	1	1	7	9	35	60	
26	GUNNISON	1360	GUNNISON W/4th		1	0	3	0	0	7	12	46	52	121	
26	GUNNISON	1360	GUNNISON W/5th		1	2	0	1	0	15	9	65	55	148	
26	GUNNISON	1360	GUNNISON W/6th		0	0	0	0	0	4	6	43	52	105	
26	GUNNISON	1360	GUNNISON W/7th		3	1	0	1	0	6	10	51	57	129	
26	GUNNISON	1360	GUNNISON W/8th		0	0	1	1	1	5	14	58	52	132	
26	GUNNISON	1360	GUNNISON W/9th		4	0	4	0	0	5	3	49	49	114	
26	GUNNISON	1360	GUNNISON W/10th		0	2	1	1	1	5	5	47	58	120	
26	GUNNISON	1360	GUNNISON W/11th		0	2	0	1	0	3	7	45	48	106	
26	GUNNISON	1360	GUNNISON W/12th		2	0	1	1	0	1	3	49	55	112	
26	GUNNISON	1360	GUNNISON W/DISTRICT TOTAL		13	13	10	10	3	4	108	120	690	750	



COLORADO DEPARTMENT OF EDUCATION
FALL 2006 PUPIL MEMBERSHIP BY COUNTY, DISTRICT, GRADE, RACE/ETHNICITY, AND GENDER

County Code	COUNTY	DISTRICT CODE	DISTRICT	GRADE	AMERICAN INDIAN OR ALASKAN NATIVE		ASIAN OR PACIFIC ISLANDER		BLACK (NOT HISPANIC)		HISPANIC		WHITE (NOT HISPANIC)		Total
					FEMALE	MALE	FEMALE	MALE	FEMALE	MALE	FEMALE	MALE	FEMALE	MALE	
26	COUNTY TOTAL				13	13	10	10	3	4	108	120	690	750	1,721
27	HINSDALE	1380	HINSDALE CO PK		0	0	0	0	0	0	0	0	7	3	10
27	HINSDALE	1380	HINSDALE CO K (Half-Day)		0	1	0	1	1	0	0	0	3	3	9
27	HINSDALE	1380	HINSDALE CO 1st		0	0	0	1	1	0	0	0	4	6	12
27	HINSDALE	1380	HINSDALE CO 3rd		0	0	0	0	0	0	0	0	6	4	10
27	HINSDALE	1380	HINSDALE CO 3rd		0	1	0	0	0	0	0	0	6	5	12
27	HINSDALE	1380	HINSDALE CO 4th		0	0	0	0	0	0	0	0	2	1	3
27	HINSDALE	1380	HINSDALE CO 5th		0	1	0	0	0	0	0	1	3	3	8
27	HINSDALE	1380	HINSDALE CO 6th		0	0	0	0	0	0	0	0	2	2	4
27	HINSDALE	1380	HINSDALE CO 7th		0	0	0	0	0	0	0	0	1	4	5
27	HINSDALE	1380	HINSDALE CO 8th		0	0	0	0	0	0	0	0	2	6	8
27	HINSDALE	1380	HINSDALE CO 9th		0	0	0	0	0	0	0	0	1	3	4
27	HINSDALE	1380	HINSDALE CO 10th		0	0	0	0	0	0	0	0	0	1	1
27	HINSDALE	1380	HINSDALE CO 11th		0	0	0	0	0	0	0	0	2	2	4
27	HINSDALE	1380	HINSDALE CO 12th		0	0	0	0	0	0	0	0	0	1	1
27	HINSDALE	1380	HINSDALE CO DISTRICT TOTAL		0	3	0	2	2	0	0	1	39	44	91
27	COUNTY TOTAL				0	3	0	2	2	0	0	1	39	44	91
28	HUERFANO	1390	HUERFANO R1 PK		1	3	1	0	0	11	12	8	6	42	
28	HUERFANO	1390	HUERFANO R1 K (Half-Day)		2	2	0	0	1	16	18	9	6	54	
28	HUERFANO	1390	HUERFANO R1 1st		2	1	0	0	2	11	13	12	7	48	
28	HUERFANO	1390	HUERFANO R1 3rd		3	2	0	0	3	15	14	8	7	53	
28	HUERFANO	1390	HUERFANO R1 3rd		0	0	0	0	0	13	15	5	7	41	
28	HUERFANO	1390	HUERFANO R1 4th		0	0	0	0	0	10	9	8	7	36	
28	HUERFANO	1390	HUERFANO R1 5th		0	0	0	0	0	14	18	9	4	46	
28	HUERFANO	1390	HUERFANO R1 6th		0	0	0	1	2	18	15	6	12	54	
28	HUERFANO	1390	HUERFANO R1 7th		0	0	0	1	0	15	18	10	7	51	
28	HUERFANO	1390	HUERFANO R1 8th		0	0	0	1	0	16	22	5	13	57	
28	HUERFANO	1390	HUERFANO R1 9th		0	0	0	1	1	27	25	16	13	85	
28	HUERFANO	1390	HUERFANO R1 10th		0	0	0	0	0	12	6	13	4	36	
28	HUERFANO	1390	HUERFANO R1 11th		0	0	2	0	0	8	16	10	9	45	
28	HUERFANO	1390	HUERFANO R1 12th		0	0	0	0	1	19	15	9	7	52	
28	HUERFANO	1390	HUERFANO R1 DISTRICT TOTAL		8	13	5	0	6	10	205	216	128	109	700
28	HUERFANO	1400	LA VETA RE-2 PK		0	0	0	0	0	2	0	8	3	13	
28	HUERFANO	1400	LA VETA RE-2 K (Half-Day)		0	0	0	0	0	0	1	5	8	14	
28	HUERFANO	1400	LA VETA RE-2 1st		0	0	0	0	0	2	1	5	6	14	
28	HUERFANO	1400	LA VETA RE-2 3rd		0	0	0	0	0	1	0	7	8	16	
28	HUERFANO	1400	LA VETA RE-2 3rd		0	0	1	0	0	3	0	8	7	19	
28	HUERFANO	1400	LA VETA RE-2 4th		0	0	0	0	0	4	1	10	8	24	
28	HUERFANO	1400	LA VETA RE-2 5th		0	0	0	0	0	1	3	10	6	20	
28	HUERFANO	1400	LA VETA RE-2 6th		1	0	0	0	0	1	3	6	11	22	
28	HUERFANO	1400	LA VETA RE-2 7th		0	0	0	0	0	2	3	12	12	29	
28	HUERFANO	1400	LA VETA RE-2 8th		0	0	0	0	0	2	0	10	16	28	
28	HUERFANO	1400	LA VETA RE-2 9th		0	0	1	0	0	3	4	11	12	31	
28	HUERFANO	1400	LA VETA RE-2 10th		0	0	0	0	0	1	1	8	11	21	
28	HUERFANO	1400	LA VETA RE-2 11th		0	0	0	0	0	2	1	14	10	27	
28	HUERFANO	1400	LA VETA RE-2 12th		0	0	0	0	0	1	0	10	4	15	
28	HUERFANO	1400	LA VETA RE-2 DISTRICT TOTAL		1	0	3	0	0	25	18	124	122	293	
28	COUNTY TOTAL				9	13	8	0	6	10	230	234	252	231	993
29	JACKSON	1410	NORTH PARK PK		0	0	0	0	0	0	4	2	15	9	30
29	JACKSON	1410	NORTH PARK K (Full-Day)		0	0	0	0	0	1	1	9	1	12	
29	JACKSON	1410	NORTH PARK 1st		0	0	0	0	0	2	1	6	2	11	
29	JACKSON	1410	NORTH PARK 3rd		0	0	0	0	1	0	2	7	7	18	
29	JACKSON	1410	NORTH PARK 3rd		0	0	0	0	0	0	4	10	8	22	
29	JACKSON	1410	NORTH PARK 4th		0	0	0	0	0	1	3	4	6	14	
29	JACKSON	1410	NORTH PARK 5th		0	0	0	0	0	2	1	4	6	13	
29	JACKSON	1410	NORTH PARK 6th		0	0	0	0	0	0	2	8	8	18	
29	JACKSON	1410	NORTH PARK 7th		0	0	0	0	0	3	3	5	8	19	
29	JACKSON	1410	NORTH PARK 8th		0	0	0	1	0	1	1	8	2	13	
29	JACKSON	1410	NORTH PARK 9th		1	0	0	0	0	2	0	9	7	19	
29	JACKSON	1410	NORTH PARK 10th		0	0	0	1	0	0	0	3	6	10	
29	JACKSON	1410	NORTH PARK 11th		0	1	0	0	0	4	3	9	8	25	
29	JACKSON	1410	NORTH PARK 12th		0	0	1	0	0	1	2	11	9	24	
29	JACKSON	1410	NORTH PARK DISTRICT TOTAL		1	1	1	2	1	22	25	108	87	248	
29	COUNTY TOTAL				1	1	1	2	1	0	22	25	108	87	248
30	JEFFERSON	1420	JEFFERSON C PK		10	11	61	48	19	23	226	285	938	1,104	2,725
30	JEFFERSON	1420	JEFFERSON C K (Half-Day)		21	21	65	64	34	28	349	343	1,224	1,319	3,468
30	JEFFERSON	1420	JEFFERSON C K (Full-Day)		12	13	45	28	17	14	196	206	815	933	2,279



COLORADO DEPARTMENT OF EDUCATION
FALL 2006 PUPIL MEMBERSHIP BY COUNTY, DISTRICT, GRADE, RACE/ETHNICITY, AND GENDER

County Code	COUNTY	DISTRICT CODE	DISTRICT	GRADE	AMERICAN INDIAN OR ALASKAN NATIVE		ASIAN OR PACIFIC ISLANDER		BLACK (NOT HISPANIC)		HISPANIC		WHITE (NOT HISPANIC)		Total
					FEMALE	MALE	FEMALE	MALE	FEMALE	MALE	FEMALE	MALE	FEMALE	MALE	
30	JEFFERSON	1420	JEFFERSON C 1st		39	35	143	103	59	79	619	596	2,186	2,389	6,248
30	JEFFERSON	1420	JEFFERSON C 3rd		43	37	119	112	72	63	586	646	2,134	2,323	6,135
30	JEFFERSON	1420	JEFFERSON C 3rd		35	44	111	115	57	69	610	584	2,090	2,245	5,960
30	JEFFERSON	1420	JEFFERSON C 4th		26	42	135	108	53	70	573	594	2,161	2,301	6,063
30	JEFFERSON	1420	JEFFERSON C 5th		31	41	120	110	76	72	535	552	2,170	2,328	6,035
30	JEFFERSON	1420	JEFFERSON C 6th		34	33	129	119	47	60	520	578	2,273	2,433	6,226
30	JEFFERSON	1420	JEFFERSON C 7th		49	42	116	94	70	64	543	523	2,416	2,558	6,475
30	JEFFERSON	1420	JEFFERSON C 8th		44	41	90	97	57	67	568	555	2,461	2,635	6,615
30	JEFFERSON	1420	JEFFERSON C 9th		42	36	122	103	69	70	642	678	2,601	2,773	7,136
30	JEFFERSON	1420	JEFFERSON C 10th		41	59	113	122	66	62	599	571	2,690	2,772	7,095
30	JEFFERSON	1420	JEFFERSON C 11th		29	35	112	133	57	62	517	525	2,677	2,685	6,832
30	JEFFERSON	1420	JEFFERSON C 12th		30	34	133	128	44	49	456	489	2,665	2,834	6,862
30	JEFFERSON	1420	JEFFERSON C DISTRICT TOTAL		486	524	1,614	1,484	797	852	7,539	7,725	31,501	33,632	86,154
30	COUNTY TOTAL				486	524	1,614	1,484	797	852	7,539	7,725	31,501	33,632	86,154
31	KIOWA	1430	EADS RE-1 PK		0	0	0	1	0	0	0	0	9	2	12
31	KIOWA	1430	EADS RE-1 K (Full-Day)		0	0	0	0	0	0	0	1	5	4	10
31	KIOWA	1430	EADS RE-1 1st		0	0	0	0	0	0	0	0	5	4	9
31	KIOWA	1430	EADS RE-1 3rd		0	0	1	0	0	0	1	0	4	9	15
31	KIOWA	1430	EADS RE-1 3rd		0	0	0	0	0	0	0	1	3	4	8
31	KIOWA	1430	EADS RE-1 4th		0	0	0	0	0	0	0	0	4	4	9
31	KIOWA	1430	EADS RE-1 5th		0	0	0	1	0	0	0	0	7	3	12
31	KIOWA	1430	EADS RE-1 6th		0	0	0	0	0	0	0	1	4	11	16
31	KIOWA	1430	EADS RE-1 7th		0	0	0	0	0	0	0	2	5	3	10
31	KIOWA	1430	EADS RE-1 8th		0	0	0	0	0	0	0	1	5	6	12
31	KIOWA	1430	EADS RE-1 9th		0	0	0	0	0	0	0	0	4	9	13
31	KIOWA	1430	EADS RE-1 10th		0	0	0	0	0	0	0	1	10	7	19
31	KIOWA	1430	EADS RE-1 11th		1	0	0	0	0	0	0	0	6	7	14
31	KIOWA	1430	EADS RE-1 12th		0	0	0	0	0	0	1	1	6	9	18
31	KIOWA	1430	EADS RE-1 DISTRICT TOTAL		1	0	2	3	2	0	2	8	77	82	177
31	KIOWA	1440	PLAINVIEW REPK		0	0	0	0	0	0	0	0	3	5	8
31	KIOWA	1440	PLAINVIEW REK (Full-Day)		0	0	0	0	0	0	0	0	2	2	4
31	KIOWA	1440	PLAINVIEW RE 1st		0	0	0	0	0	0	0	0	1	3	4
31	KIOWA	1440	PLAINVIEW RE 3rd		0	0	0	0	0	0	0	0	0	1	3
31	KIOWA	1440	PLAINVIEW RE 3rd		0	0	0	0	0	0	0	0	0	3	3
31	KIOWA	1440	PLAINVIEW RE 4th		0	0	0	0	0	0	0	0	1	3	4
31	KIOWA	1440	PLAINVIEW RE 5th		0	0	0	0	0	0	0	0	4	1	5
31	KIOWA	1440	PLAINVIEW RE 6th		0	0	0	0	0	0	0	0	0	3	3
31	KIOWA	1440	PLAINVIEW RE 7th		0	0	0	0	0	0	1	0	3	2	6
31	KIOWA	1440	PLAINVIEW RE 8th		0	0	0	0	0	0	0	0	2	1	4
31	KIOWA	1440	PLAINVIEW RE 9th		0	0	0	0	0	0	0	1	3	4	8
31	KIOWA	1440	PLAINVIEW RE 10th		0	0	0	0	0	0	0	1	2	1	4
31	KIOWA	1440	PLAINVIEW RE 11th		0	0	0	0	0	0	0	0	2	2	5
31	KIOWA	1440	PLAINVIEW RE 12th		0	0	0	0	0	0	3	0	3	1	4
31	KIOWA	1440	PLAINVIEW RE DISTRICT TOTAL		0	0	0	0	0	0	3	2	27	34	66
31	COUNTY TOTAL				1	0	2	3	2	0	5	10	104	116	243
32	KIT CARSON	1450	ARRIBA-FLAGI PK		0	0	0	0	0	0	0	0	9	6	15
32	KIT CARSON	1450	ARRIBA-FLAGI K (Half-Day)		0	0	0	0	0	0	0	0	3	5	8
32	KIT CARSON	1450	ARRIBA-FLAGI K (Full-Day)		0	0	0	0	0	0	0	0	2	3	5
32	KIT CARSON	1450	ARRIBA-FLAGI 1st		0	0	0	0	0	0	0	0	4	8	12
32	KIT CARSON	1450	ARRIBA-FLAGI 3rd		0	0	1	1	0	0	0	0	2	5	9
32	KIT CARSON	1450	ARRIBA-FLAGI 3rd		0	0	1	1	0	0	0	1	4	6	13
32	KIT CARSON	1450	ARRIBA-FLAGI 4th		0	0	0	0	0	0	0	0	2	5	7
32	KIT CARSON	1450	ARRIBA-FLAGI 5th		0	0	0	0	0	0	0	0	8	2	10
32	KIT CARSON	1450	ARRIBA-FLAGI 6th		0	0	0	0	0	0	0	0	7	5	12
32	KIT CARSON	1450	ARRIBA-FLAGI 7th		0	1	0	0	0	0	0	0	7	4	12
32	KIT CARSON	1450	ARRIBA-FLAGI 8th		0	0	0	0	0	0	1	0	3	12	16
32	KIT CARSON	1450	ARRIBA-FLAGI 9th		0	0	0	0	0	0	1	0	7	10	18
32	KIT CARSON	1450	ARRIBA-FLAGI 10th		1	1	0	0	0	0	0	0	8	8	18
32	KIT CARSON	1450	ARRIBA-FLAGI 11th		0	0	0	0	0	0	0	1	5	8	14
32	KIT CARSON	1450	ARRIBA-FLAGI 12th		0	0	0	0	0	0	1	1	10	5	17
32	KIT CARSON	1450	ARRIBA-FLAGI DISTRICT TOTAL		1	2	2	2	0	0	3	3	81	92	186
32	KIT CARSON	1460	HI-PLAINS R-2 PK		0	0	0	0	0	0	0	0	2	4	6
32	KIT CARSON	1460	HI-PLAINS R-2 K (Half-Day)		0	0	0	0	0	0	0	1	1	3	5
32	KIT CARSON	1460	HI-PLAINS R-2 1st		0	0	0	0	0	0	0	1	2	4	7
32	KIT CARSON	1460	HI-PLAINS R-2 3rd		0	0	0	0	0	1	0	0	4	4	9
32	KIT CARSON	1460	HI-PLAINS R-2 3rd		0	0	0	0	0	0	3	0	0	4	7
32	KIT CARSON	1460	HI-PLAINS R-2 4th		0	0	0	0	0	0	0	0	5	2	7



COLORADO DEPARTMENT OF EDUCATION
FALL 2006 PUPIL MEMBERSHIP BY COUNTY, DISTRICT, GRADE, RACE/ETHNICITY, AND GENDER

County Code	COUNTY	DISTRICT CODE	DISTRICT	GRADE	AMERICAN INDIAN OR ALASKAN NATIVE		AMERICAN INDIAN OR ALASKAN NATIVE		ASIAN OR PACIFIC ISLANDER		ASIAN OR PACIFIC ISLANDER		BLACK (NOT HISPANIC)		BLACK (NOT HISPANIC)		WHITE (NOT HISPANIC)		WHITE (NOT HISPANIC)		Total
					FEMALE	MALE	FEMALE	MALE	FEMALE	MALE	FEMALE	MALE	FEMALE	MALE	FEMALE	MALE	FEMALE	MALE			
32	KIT CARSON	1460	HI-PLAINS R-2 5th		0	0	0	0	0	0	0	0	0	0	0	5	3			8	
32	KIT CARSON	1460	HI-PLAINS R-2 6th		0	0	0	0	0	0	0	0	0	0	0	4	4			8	
32	KIT CARSON	1460	HI-PLAINS R-2 7th		0	0	0	0	0	0	0	0	0	0	3	2			5		
32	KIT CARSON	1460	HI-PLAINS R-2 8th		0	0	0	0	0	0	0	0	1	3	5	9					
32	KIT CARSON	1460	HI-PLAINS R-2 9th		0	0	0	0	0	0	0	0	1	7	5	13					
32	KIT CARSON	1460	HI-PLAINS R-2 10th		0	0	0	0	0	0	1	0	3	10	14						
32	KIT CARSON	1460	HI-PLAINS R-2 11th		0	0	0	0	0	0	0	0	2	5	7						
32	KIT CARSON	1460	HI-PLAINS R-2 12th		0	0	0	0	0	0	0	0	4	3	7						
32	KIT CARSON	1460	HI-PLAINS R-2 DISTRICT TOTAL		0	0	0	0	0	1	4	4	45	58	112						
32	KIT CARSON	1480	STRATTON R--PK		0	0	0	0	0	0	0	1	9	9	19						
32	KIT CARSON	1480	STRATTON R-K (Half-Day)		0	0	0	0	0	0	1	0	13	7	21						
32	KIT CARSON	1480	STRATTON R-K (Full-Day)		0	0	0	0	0	0	0	0	1	1	2						
32	KIT CARSON	1480	STRATTON R-1st		0	0	0	0	0	0	2	0	4	6	12						
32	KIT CARSON	1480	STRATTON R-3rd		0	0	0	0	0	0	4	0	8	3	15						
32	KIT CARSON	1480	STRATTON R-3rd		0	0	0	1	0	0	1	1	7	4	14						
32	KIT CARSON	1480	STRATTON R-4th		0	0	0	0	0	0	2	0	5	9	16						
32	KIT CARSON	1480	STRATTON R-5th		0	0	0	0	0	0	0	2	5	8	15						
32	KIT CARSON	1480	STRATTON R-6th		0	0	0	0	0	0	0	3	1	7	11						
32	KIT CARSON	1480	STRATTON R-7th		0	0	0	0	0	0	0	2	2	11	15						
32	KIT CARSON	1480	STRATTON R-8th		0	0	0	1	0	0	2	0	10	11	24						
32	KIT CARSON	1480	STRATTON R-9th		0	0	0	0	0	0	1	0	12	8	21						
32	KIT CARSON	1480	STRATTON R-10th		0	0	0	0	0	0	0	3	6	13	22						
32	KIT CARSON	1480	STRATTON R-11th		0	0	0	0	0	0	0	1	11	14	26						
32	KIT CARSON	1480	STRATTON R-12th		0	0	0	0	0	0	0	0	11	16	17						
32	KIT CARSON	1480	STRATTON R-DISTRICT TOTAL		0	0	0	0	0	0	13	13	105	117	250						
32	KIT CARSON	1490	BETHUNE R-5 PK		0	0	0	0	0	0	1	3	1	5	10						
32	KIT CARSON	1490	BETHUNE R-5 K (Full-Day)		0	0	0	0	0	0	4	1	2	1	8						
32	KIT CARSON	1490	BETHUNE R-5 1st		0	0	0	0	0	0	1	2	1	2	6						
32	KIT CARSON	1490	BETHUNE R-5 3rd		0	0	1	0	0	0	2	1	3	3	10						
32	KIT CARSON	1490	BETHUNE R-5 3rd		0	0	0	0	0	0	2	0	1	2	5						
32	KIT CARSON	1490	BETHUNE R-5 4th		0	0	0	0	0	0	1	2	2	3	8						
32	KIT CARSON	1490	BETHUNE R-5 5th		0	0	0	0	0	0	0	2	3	3	8						
32	KIT CARSON	1490	BETHUNE R-5 6th		0	0	0	0	0	0	0	0	2	3	5						
32	KIT CARSON	1490	BETHUNE R-5 7th		0	0	0	0	0	0	0	2	4	0	6						
32	KIT CARSON	1490	BETHUNE R-5 8th		0	0	0	0	0	0	0	3	4	3	10						
32	KIT CARSON	1490	BETHUNE R-5 9th		0	0	0	0	0	0	1	2	7	4	14						
32	KIT CARSON	1490	BETHUNE R-5 10th		0	0	0	0	0	0	2	4	6	3	15						
32	KIT CARSON	1490	BETHUNE R-5 11th		0	0	1	0	0	0	2	0	0	5	8						
32	KIT CARSON	1490	BETHUNE R-5 12th		0	0	0	0	0	0	4	1	5	5	15						
32	KIT CARSON	1490	BETHUNE R-5 DISTRICT TOTAL		0	0	2	0	0	0	20	23	41	42	128						
32	KIT CARSON	1500	BURLINGTON PK		0	0	0	0	1	0	15	11	10	11	48						
32	KIT CARSON	1500	BURLINGTON K (Half-Day)		0	0	0	0	0	0	4	7	13	20	44						
32	KIT CARSON	1500	BURLINGTON K (Full-Day)		0	0	0	0	1	0	3	5	4	2	15						
32	KIT CARSON	1500	BURLINGTON 1st		0	0	0	0	1	0	14	12	14	18	59						
32	KIT CARSON	1500	BURLINGTON 3rd		1	0	0	1	0	1	9	6	14	23	55						
32	KIT CARSON	1500	BURLINGTON 3rd		0	0	0	0	0	0	2	7	18	15	42						
32	KIT CARSON	1500	BURLINGTON 4th		0	0	0	0	1	0	6	7	16	20	50						
32	KIT CARSON	1500	BURLINGTON 5th		0	0	0	0	0	0	6	7	19	20	52						
32	KIT CARSON	1500	BURLINGTON 6th		0	0	0	1	1	0	8	8	21	16	55						
32	KIT CARSON	1500	BURLINGTON 7th		0	0	0	1	0	0	13	10	16	19	59						
32	KIT CARSON	1500	BURLINGTON 8th		0	0	1	0	0	0	15	6	24	21	67						
32	KIT CARSON	1500	BURLINGTON 9th		1	0	0	0	0	1	7	9	11	20	49						
32	KIT CARSON	1500	BURLINGTON 10th		0	0	0	0	0	1	7	9	18	26	61						
32	KIT CARSON	1500	BURLINGTON 11th		0	1	0	0	0	2	3	7	25	17	55						
32	KIT CARSON	1500	BURLINGTON 12th		0	0	0	0	0	0	10	4	19	21	54						
32	KIT CARSON	1500	BURLINGTON DISTRICT TOTAL		2	1	1	3	5	5	122	115	242	269	765						
32	COUNTY TOTAL				3	3	5	7	5	6	162	158	514	578	1,441						
33	LAKE	1510	LAKE COUNTY PK		0	0	0	0	0	0	29	40	17	20	106						
33	LAKE	1510	LAKE COUNTY K (Half-Day)		0	0	0	0	0	0	14	23	14	9	60						
33	LAKE	1510	LAKE COUNTY K (Full-Day)		0	0	0	0	0	1	13	13	2	2	31						
33	LAKE	1510	LAKE COUNTY 1st		0	0	0	0	0	0	27	26	16	17	86						
33	LAKE	1510	LAKE COUNTY 3rd		0	0	1	0	0	0	26	36	11	10	84						
33	LAKE	1510	LAKE COUNTY 3rd		0	0	0	0	0	0	37	34	12	12	95						
33	LAKE	1510	LAKE COUNTY 4th		0	0	1	0	0	0	21	27	15	11	75						
33	LAKE	1510	LAKE COUNTY 5th		0	0	0	0	0	0	20	38	15	12	85						
33	LAKE	1510	LAKE COUNTY 6th		0	0	0	0	1	0	19	36	14	11	81						
33	LAKE	1510	LAKE COUNTY 7th		1	0	0	0	0	0	24	26	11	15	77						



**COLORADO DEPARTMENT OF EDUCATION
FALL 2006 PUPIL MEMBERSHIP BY COUNTY, DISTRICT, GRADE, RACE/ETHNICITY, AND GENDER**

County Code	COUNTY	DISTRICT CODE	DISTRICT	GRADE	AMERICAN INDIAN OR ALASKAN NATIVE		ASIAN OR PACIFIC ISLANDER		BLACK (NOT HISPANIC)		HISPANIC		WHITE (NOT HISPANIC)		Total
					FEMALE	MALE	FEMALE	MALE	FEMALE	MALE	FEMALE	MALE	FEMALE	MALE	
33	LAKE	1510	LAKE COUNTY 8th		0	0	0	0	0	0	28	29	15	14	86
33	LAKE	1510	LAKE COUNTY 9th		1	0	0	1	0	0	41	52	19	17	131
33	LAKE	1510	LAKE COUNTY 10th		1	0	1	0	0	1	28	18	12	13	74
33	LAKE	1510	LAKE COUNTY 11th		0	0	2	0	0	0	21	13	13	17	66
33	LAKE	1510	LAKE COUNTY 12th		0	0	0	1	0	2	9	12	17	11	52
33	LAKE	1510	LAKE COUNTY DISTRICT TOTAL		3	0	5	2	1	4	357	423	203	191	1,189
33	COUNTY TOTAL				3	0	5	2	1	4	357	423	203	191	1,189
34	LA PLATA	1520	DURANGO 9-RPK		4	1	0	1	1	0	6	8	21	28	70
34	LA PLATA	1520	DURANGO 9-RK (Half-Day)		11	18	1	4	0	1	20	20	143	143	361
34	LA PLATA	1520	DURANGO 9-R 1st		11	14	1	2	1	1	25	26	125	115	321
34	LA PLATA	1520	DURANGO 9-R 3rd		5	17	1	2	2	2	18	21	138	153	359
34	LA PLATA	1520	DURANGO 9-R 3rd		12	8	1	2	2	2	23	35	126	130	341
34	LA PLATA	1520	DURANGO 9-R 4th		12	4	6	1	6	1	20	19	111	145	325
34	LA PLATA	1520	DURANGO 9-R 5th		11	7	4	1	4	3	25	21	132	117	325
34	LA PLATA	1520	DURANGO 9-R 6th		9	10	3	2	1	0	29	22	128	138	342
34	LA PLATA	1520	DURANGO 9-R 7th		9	12	3	1	0	3	23	22	136	129	338
34	LA PLATA	1520	DURANGO 9-R 8th		12	6	1	2	4	1	19	32	152	135	364
34	LA PLATA	1520	DURANGO 9-R 9th		21	12	3	5	0	0	37	38	169	186	471
34	LA PLATA	1520	DURANGO 9-R 10th		10	6	2	0	0	4	23	27	149	194	415
34	LA PLATA	1520	DURANGO 9-R 11th		9	6	4	0	1	0	18	16	151	164	369
34	LA PLATA	1520	DURANGO 9-R 12th		5	7	2	4	3	3	21	16	152	157	367
34	LA PLATA	1520	DURANGO 9-R DISTRICT TOTAL		141	128	32	27	22	21	307	323	1,833	1,934	4,768
34	LA PLATA	1530	BAYFIELD 10 JPK		1	0	0	0	0	0	2	3	6	6	18
34	LA PLATA	1530	BAYFIELD 10 JK (Half-Day)		0	0	0	0	0	0	9	5	38	39	92
34	LA PLATA	1530	BAYFIELD 10 J 1st		2	3	0	0	0	0	3	6	46	51	109
34	LA PLATA	1530	BAYFIELD 10 J 3rd		1	3	0	0	0	0	3	7	31	39	84
34	LA PLATA	1530	BAYFIELD 10 J 3rd		0	3	0	0	0	0	7	4	32	40	87
34	LA PLATA	1530	BAYFIELD 10 J 4th		1	1	2	0	0	0	5	8	32	47	95
34	LA PLATA	1530	BAYFIELD 10 J 5th		0	0	0	0	0	0	3	4	45	33	86
34	LA PLATA	1530	BAYFIELD 10 J 6th		1	0	0	0	0	0	5	5	51	57	119
34	LA PLATA	1530	BAYFIELD 10 J 7th		1	0	0	0	0	0	3	1	47	38	91
34	LA PLATA	1530	BAYFIELD 10 J 8th		2	5	1	0	1	1	2	4	44	39	98
34	LA PLATA	1530	BAYFIELD 10 J 9th		1	2	0	0	0	1	3	5	56	41	109
34	LA PLATA	1530	BAYFIELD 10 J 10th		1	0	0	0	0	0	1	2	59	61	125
34	LA PLATA	1530	BAYFIELD 10 J 11th		1	0	0	0	0	1	3	3	44	59	113
34	LA PLATA	1530	BAYFIELD 10 J 12th		3	1	0	0	0	0	3	1	34	42	85
34	LA PLATA	1530	BAYFIELD 10 JDISTRICT TOTAL		15	18	7	1	1	2	52	58	565	592	1,311
34	LA PLATA	1540	IGNACIO 11 JTK (Full-Day)		6	6	0	0	0	0	5	7	15	14	55
34	LA PLATA	1540	IGNACIO 11 JT 1st		11	18	0	1	2	0	5	13	8	12	70
34	LA PLATA	1540	IGNACIO 11 JT 3rd		4	9	0	0	0	1	8	11	10	11	54
34	LA PLATA	1540	IGNACIO 11 JT 3rd		6	12	0	1	0	0	5	9	9	9	51
34	LA PLATA	1540	IGNACIO 11 JT 4th		10	9	0	1	1	1	2	1	8	11	44
34	LA PLATA	1540	IGNACIO 11 JT 5th		12	10	0	0	1	1	3	6	11	11	55
34	LA PLATA	1540	IGNACIO 11 JT 6th		15	7	0	0	1	1	2	3	7	8	44
34	LA PLATA	1540	IGNACIO 11 JT 7th		16	17	0	0	1	0	2	9	7	9	61
34	LA PLATA	1540	IGNACIO 11 JT 8th		10	15	0	0	1	0	7	7	6	12	58
34	LA PLATA	1540	IGNACIO 11 JT 9th		22	34	0	0	0	0	8	7	11	16	98
34	LA PLATA	1540	IGNACIO 11 JT 10th		16	15	0	1	1	0	10	5	8	8	64
34	LA PLATA	1540	IGNACIO 11 JT 11th		12	14	0	0	0	2	5	6	16	17	70
34	LA PLATA	1540	IGNACIO 11 JT 12th		9	16	0	0	1	2	9	12	5	13	67
34	LA PLATA	1540	IGNACIO 11 JDISTRICT TOTAL		149	182	0	5	10	6	71	96	121	151	791
34	COUNTY TOTAL				305	328	39	33	33	29	430	477	2,519	2,677	6,870
35	LARIMER	1550	POUDRE R-1 PK		6	7	11	11	6	9	137	123	148	155	613
35	LARIMER	1550	POUDRE R-1 K (Half-Day)		11	2	13	21	9	9	49	59	427	402	1,002
35	LARIMER	1550	POUDRE R-1 K (Full-Day)		9	4	15	13	9	11	104	103	301	330	899
35	LARIMER	1550	POUDRE R-1 1st		9	12	45	35	18	16	131	166	694	744	1,870
35	LARIMER	1550	POUDRE R-1 3rd		13	7	28	29	15	17	134	171	656	689	1,759
35	LARIMER	1550	POUDRE R-1 3rd		7	6	44	36	14	16	152	141	707	735	1,858
35	LARIMER	1550	POUDRE R-1 4th		13	8	42	33	18	16	129	129	653	706	1,747
35	LARIMER	1550	POUDRE R-1 5th		9	11	41	30	17	18	149	150	664	755	1,844
35	LARIMER	1550	POUDRE R-1 6th		6	12	30	35	21	23	122	143	681	738	1,811
35	LARIMER	1550	POUDRE R-1 7th		11	10	24	28	15	17	134	154	755	787	1,935
35	LARIMER	1550	POUDRE R-1 8th		5	12	19	24	14	19	140	163	745	806	1,947
35	LARIMER	1550	POUDRE R-1 9th		12	15	32	24	18	20	163	151	772	872	2,079
35	LARIMER	1550	POUDRE R-1 10th		12	19	29	26	19	19	148	142	835	826	2,075
35	LARIMER	1550	POUDRE R-1 11th		8	16	26	30	12	14	114	122	815	877	2,034
35	LARIMER	1550	POUDRE R-1 12th		13	9	31	31	11	12	94	93	827	836	1,957



COLORADO DEPARTMENT OF EDUCATION
FALL 2006 PUPIL MEMBERSHIP BY COUNTY, DISTRICT, GRADE, RACE/ETHNICITY, AND GENDER

County Code	COUNTY	DISTRICT CODE	DISTRICT	GRADE	AMERICAN INDIAN OR ALASKAN NATIVE		ASIAN OR PACIFIC ISLANDER		BLACK (NOT HISPANIC)		HISPANIC		WHITE (NOT HISPANIC)		Total
					FEMALE	MALE	FEMALE	MALE	FEMALE	MALE	FEMALE	MALE	FEMALE	MALE	
35	LARIMER	1550	POUDRE R-1 DISTRICT TOTAL		144	150	430	406	216	236	1,900	2,010	9,680	10,258	25,430
35	LARIMER	1560	THOMPSON R PK		3	3	1	0	3	2	55	63	87	117	334
35	LARIMER	1560	THOMPSON R K (Half-Day)		5	5	5	7	4	11	67	96	345	471	890
35	LARIMER	1560	THOMPSON R K (Full-Day)		0	0	4	2	0	1	10	13	50	71	151
35	LARIMER	1560	THOMPSON R 1st		7	7	17	8	6	8	104	113	390	489	1,149
35	LARIMER	1560	THOMPSON R 3rd		5	5	7	14	5	9	96	94	442	466	1,143
35	LARIMER	1560	THOMPSON R 3rd		6	3	6	6	3	13	71	80	385	412	985
35	LARIMER	1560	THOMPSON R 4th		4	4	11	7	8	9	90	90	415	440	1,078
35	LARIMER	1560	THOMPSON R 5th		3	5	14	8	7	6	59	79	411	455	1,047
35	LARIMER	1560	THOMPSON R 6th		2	8	11	5	6	6	78	79	489	470	1,154
35	LARIMER	1560	THOMPSON R 7th		3	8	7	15	5	5	79	80	448	446	1,096
35	LARIMER	1560	THOMPSON R 8th		2	8	5	7	5	5	89	87	456	507	1,171
35	LARIMER	1560	THOMPSON R 9th		5	7	10	6	6	6	84	75	558	582	1,339
35	LARIMER	1560	THOMPSON R 10th		5	7	6	7	5	10	69	55	548	553	1,265
35	LARIMER	1560	THOMPSON R 11th		10	4	8	6	8	7	69	65	538	507	1,222
35	LARIMER	1560	THOMPSON R 12th		4	1	11	9	7	7	58	58	539	592	1,286
35	LARIMER	1560	THOMPSON R DISTRICT TOTAL		64	75	123	107	78	105	1,078	1,127	6,101	6,452	15,310
35	LARIMER	1570	PARK (ESTES) PK		0	0	0	0	0	0	8	7	2	5	22
35	LARIMER	1570	PARK (ESTES) K (Half-Day)		1	0	0	0	0	0	11	11	24	25	74
35	LARIMER	1570	PARK (ESTES) 1st		0	0	2	3	0	1	10	15	24	31	86
35	LARIMER	1570	PARK (ESTES) 3rd		0	0	2	7	0	0	5	8	38	30	91
35	LARIMER	1570	PARK (ESTES) 3rd		0	0	1	2	0	0	12	8	16	25	64
35	LARIMER	1570	PARK (ESTES) 4th		0	0	1	0	0	0	9	9	21	44	87
35	LARIMER	1570	PARK (ESTES) 5th		2	1	1	1	0	0	14	7	43	47	117
35	LARIMER	1570	PARK (ESTES) 6th		0	0	0	0	1	1	7	6	27	44	87
35	LARIMER	1570	PARK (ESTES) 7th		1	1	0	0	2	0	7	8	47	47	113
35	LARIMER	1570	PARK (ESTES) 8th		0	0	0	0	1	2	7	15	46	39	110
35	LARIMER	1570	PARK (ESTES) 9th		0	0	0	1	1	1	7	9	50	48	117
35	LARIMER	1570	PARK (ESTES) 10th		0	0	0	0	1	1	10	2	42	52	108
35	LARIMER	1570	PARK (ESTES) 11th		0	0	0	0	0	0	3	6	48	41	98
35	LARIMER	1570	PARK (ESTES) 12th		0	0	0	0	0	0	5	5	42	45	98
35	LARIMER	1570	PARK (ESTES) DISTRICT TOTAL		4	5	9	16	8	6	115	116	470	523	1,272
35	COUNTY TOTAL				212	230	562	529	302	347	3,093	3,253	16,251	17,233	42,012
36	LAS ANIMAS	1580	TRINIDAD 1 PK		0	0	0	0	0	1	21	18	20	33	93
36	LAS ANIMAS	1580	TRINIDAD 1 K (Full-Day)		2	1	0	0	0	0	45	36	21	19	125
36	LAS ANIMAS	1580	TRINIDAD 1 1st		0	1	0	1	1	4	62	36	19	16	140
36	LAS ANIMAS	1580	TRINIDAD 1 3rd		2	0	1	1	0	2	28	35	22	18	109
36	LAS ANIMAS	1580	TRINIDAD 1 3rd		3	0	0	0	0	0	36	37	16	18	110
36	LAS ANIMAS	1580	TRINIDAD 1 4th		3	3	0	0	0	0	26	32	17	23	107
36	LAS ANIMAS	1580	TRINIDAD 1 5th		3	2	0	0	1	0	39	30	18	18	111
36	LAS ANIMAS	1580	TRINIDAD 1 6th		3	0	2	0	0	0	44	31	17	23	120
36	LAS ANIMAS	1580	TRINIDAD 1 7th		2	1	2	0	0	0	35	40	23	16	119
36	LAS ANIMAS	1580	TRINIDAD 1 8th		1	0	2	1	0	0	27	37	19	14	101
36	LAS ANIMAS	1580	TRINIDAD 1 9th		0	2	0	1	0	3	38	46	15	22	127
36	LAS ANIMAS	1580	TRINIDAD 1 10th		0	1	1	2	0	1	32	28	14	14	93
36	LAS ANIMAS	1580	TRINIDAD 1 11th		2	0	2	0	0	1	25	26	15	24	95
36	LAS ANIMAS	1580	TRINIDAD 1 12th		2	1	1	1	0	0	27	33	19	19	103
36	LAS ANIMAS	1580	TRINIDAD 1 DISTRICT TOTAL		23	12	13	9	2	12	485	465	255	277	1,553
36	LAS ANIMAS	1590	PRIMERO REC PK		0	0	0	0	0	0	3	10	3	7	23
36	LAS ANIMAS	1590	PRIMERO REC K (Half-Day)		0	0	0	0	0	0	5	5	3	1	14
36	LAS ANIMAS	1590	PRIMERO REC 1st		0	0	0	0	0	0	7	4	3	7	21
36	LAS ANIMAS	1590	PRIMERO REC 3rd		0	0	0	0	0	0	5	4	3	4	16
36	LAS ANIMAS	1590	PRIMERO REC 3rd		0	0	0	0	0	0	7	2	6	2	17
36	LAS ANIMAS	1590	PRIMERO REC 4th		0	0	0	0	0	0	2	3	3	4	12
36	LAS ANIMAS	1590	PRIMERO REC 5th		0	0	0	0	0	0	1	3	4	1	9
36	LAS ANIMAS	1590	PRIMERO REC 6th		0	0	0	0	0	0	1	1	6	8	16
36	LAS ANIMAS	1590	PRIMERO REC 7th		0	0	0	0	0	0	3	5	6	4	18
36	LAS ANIMAS	1590	PRIMERO REC 8th		0	0	0	0	0	0	2	4	2	11	19
36	LAS ANIMAS	1590	PRIMERO REC 9th		0	0	0	0	0	0	2	5	9	6	22
36	LAS ANIMAS	1590	PRIMERO REC 10th		0	0	0	0	1	0	4	9	5	4	23
36	LAS ANIMAS	1590	PRIMERO REC 11th		0	0	0	0	0	0	0	1	3	6	10
36	LAS ANIMAS	1590	PRIMERO REC 12th		0	0	0	0	0	0	2	0	5	7	14
36	LAS ANIMAS	1590	PRIMERO REC DISTRICT TOTAL		0	0	0	0	1	0	44	56	61	72	234
36	LAS ANIMAS	1600	HOEHNE REOI PK		0	0	0	0	0	0	2	0	4	4	10
36	LAS ANIMAS	1600	HOEHNE REOI K (Half-Day)		0	0	0	0	0	0	8	5	3	4	20
36	LAS ANIMAS	1600	HOEHNE REOI 1st		0	0	0	0	0	0	5	4	5	3	17
36	LAS ANIMAS	1600	HOEHNE REOI 3rd		0	0	0	0	0	0	6	6	2	10	24

COLORADO DEPARTMENT OF EDUCATION
FALL 2006 PUPIL MEMBERSHIP BY COUNTY, DISTRICT, GRADE, RACE/ETHNICITY, AND GENDER

County Code	COUNTY	DISTRICT CODE	DISTRICT	GRADE	AMERICAN INDIAN OR ALASKAN NATIVE		AMERICAN INDIAN OR ALASKAN NATIVE		ASIAN OR PACIFIC ISLANDER		ASIAN OR PACIFIC ISLANDER		BLACK (NOT HISPANIC)		BLACK (NOT HISPANIC)		WHITE (NOT HISPANIC)		WHITE (NOT HISPANIC)		Total
					FEMALE	MALE	FEMALE	MALE	FEMALE	MALE	FEMALE	MALE	FEMALE	MALE	FEMALE	MALE	FEMALE	MALE			
36	LAS ANIMAS	1600	HOEHNE REOI3rd		0	0	0	0	0	0	0	0	6	2	7	6	21				
36	LAS ANIMAS	1600	HOEHNE REOI4th		0	0	0	0	0	0	0	7	4	10	8	29					
36	LAS ANIMAS	1600	HOEHNE REOI5th		0	0	0	0	0	0	0	7	8	8	10	33					
36	LAS ANIMAS	1600	HOEHNE REOI6th		0	0	0	0	0	0	0	3	4	8	13	28					
36	LAS ANIMAS	1600	HOEHNE REOI7th		0	0	0	0	0	0	0	6	7	4	8	25					
36	LAS ANIMAS	1600	HOEHNE REOI8th		0	0	0	0	0	0	0	4	5	10	7	26					
36	LAS ANIMAS	1600	HOEHNE REOI9th		0	0	0	0	0	0	0	9	4	13	9	35					
36	LAS ANIMAS	1600	HOEHNE REOI10th		0	0	0	0	0	0	0	2	7	12	17	38					
36	LAS ANIMAS	1600	HOEHNE REOI11th		0	0	0	0	0	0	0	7	4	13	9	33					
36	LAS ANIMAS	1600	HOEHNE REOI12th		0	0	0	0	0	0	1	2	6	8	4	21					
36	LAS ANIMAS	1600	HOEHNE REOIDISTRICT TOTAL		0	0	0	0	0	0	1	74	66	107	112	360					
36	LAS ANIMAS	1620	AGUILAR REO PK		0	0	0	0	0	0	0	6	6	3	6	21					
36	LAS ANIMAS	1620	AGUILAR REO K (Full-Day)		0	0	0	0	0	0	0	1	5	3	2	11					
36	LAS ANIMAS	1620	AGUILAR REO 1st		0	0	0	0	0	0	0	6	3	3	1	13					
36	LAS ANIMAS	1620	AGUILAR REO 3rd		0	0	0	0	0	0	0	1	3	1	1	6					
36	LAS ANIMAS	1620	AGUILAR REO 3rd		1	0	0	0	0	0	0	3	1	2	1	8					
36	LAS ANIMAS	1620	AGUILAR REO 4th		0	0	0	0	0	0	0	2	0	1	2	5					
36	LAS ANIMAS	1620	AGUILAR REO 5th		0	0	0	0	0	0	1	0	4	4	4	13					
36	LAS ANIMAS	1620	AGUILAR REO 6th		1	0	0	0	0	0	0	0	2	1	5	9					
36	LAS ANIMAS	1620	AGUILAR REO 7th		0	0	0	0	0	0	0	3	2	6	3	14					
36	LAS ANIMAS	1620	AGUILAR REO 8th		0	0	0	0	0	0	0	8	4	4	6	22					
36	LAS ANIMAS	1620	AGUILAR REO 9th		0	0	0	0	0	0	0	6	1	2	4	13					
36	LAS ANIMAS	1620	AGUILAR REO 10th		0	0	0	0	0	0	0	2	4	2	2	10					
36	LAS ANIMAS	1620	AGUILAR REO 11th		0	0	0	0	0	0	0	2	2	3	2	9					
36	LAS ANIMAS	1620	AGUILAR REO 12th		0	0	0	0	0	0	1	1	1	1	4	7					
36	LAS ANIMAS	1620	AGUILAR REO DISTRICT TOTAL		2	0	0	0	0	0	1	41	38	36	43	161					
36	LAS ANIMAS	1750	BRANSON REK (Full-Day)		0	0	0	0	0	0	0	2	2	13	8	26					
36	LAS ANIMAS	1750	BRANSON REK 1st		0	0	1	1	1	2	2	0	3	9	14	30					
36	LAS ANIMAS	1750	BRANSON REK 3rd		0	0	0	0	1	2	2	0	3	10	13	29					
36	LAS ANIMAS	1750	BRANSON REK 3rd		1	0	0	0	2	2	3	1	14	11	34						
36	LAS ANIMAS	1750	BRANSON REK 4th		0	0	0	0	0	1	1	2	0	11	9	24					
36	LAS ANIMAS	1750	BRANSON REK 5th		0	0	0	0	1	0	2	1	15	22	42						
36	LAS ANIMAS	1750	BRANSON REK 6th		1	0	0	0	1	2	4	1	17	17	43						
36	LAS ANIMAS	1750	BRANSON REK 7th		0	0	0	0	1	1	7	11	29	30	80						
36	LAS ANIMAS	1750	BRANSON REK 8th		2	0	0	0	1	1	11	4	29	37	85						
36	LAS ANIMAS	1750	BRANSON REK 9th		0	0	0	0	3	0	22	12	76	81	195						
36	LAS ANIMAS	1750	BRANSON REK 10th		1	0	0	0	5	4	20	8	66	42	146						
36	LAS ANIMAS	1750	BRANSON REK 11th		0	1	2	3	3	1	7	6	68	42	131						
36	LAS ANIMAS	1750	BRANSON REK 12th		0	1	0	0	0	0	3	2	32	13	51						
36	LAS ANIMAS	1750	BRANSON REK DISTRICT TOTAL		5	4	3	4	18	17	83	54	389	339	916						
36	LAS ANIMAS	1760	KIM REORGAN PK		0	0	0	0	0	0	0	0	1	3	2	6					
36	LAS ANIMAS	1760	KIM REORGAN K (Full-Day)		0	0	0	0	0	0	0	0	0	2	0	2					
36	LAS ANIMAS	1760	KIM REORGAN 1st		0	0	0	0	0	0	0	0	0	0	1	1					
36	LAS ANIMAS	1760	KIM REORGAN 3rd		0	0	0	0	0	0	0	0	0	2	2	4					
36	LAS ANIMAS	1760	KIM REORGAN 3rd		0	0	0	0	0	0	0	0	0	2	1	3					
36	LAS ANIMAS	1760	KIM REORGAN 4th		0	0	0	0	0	0	0	1	0	5	6	6					
36	LAS ANIMAS	1760	KIM REORGAN 6th		0	0	0	0	0	0	0	0	0	5	2	7					
36	LAS ANIMAS	1760	KIM REORGAN 7th		0	0	0	0	0	0	0	0	0	2	4	6					
36	LAS ANIMAS	1760	KIM REORGAN 8th		0	0	0	0	0	0	0	0	0	2	2	4					
36	LAS ANIMAS	1760	KIM REORGAN 9th		0	0	0	0	0	0	0	0	0	6	0	6					
36	LAS ANIMAS	1760	KIM REORGAN 10th		0	0	0	0	0	0	0	0	0	2	3	5					
36	LAS ANIMAS	1760	KIM REORGAN 11th		0	0	0	0	0	0	0	0	0	4	0	4					
36	LAS ANIMAS	1760	KIM REORGAN 12th		0	0	0	0	0	0	0	0	2	6	8	8					
36	LAS ANIMAS	1760	KIM REORGAN DISTRICT TOTAL		0	0	0	0	0	0	0	2	32	28	62						
36	COUNTY TOTAL				30	16	16	13	21	31	727	681	880	871	3,286						
37	LINCOLN	1780	GENOA-HUGO PK		0	0	0	0	0	0	0	0	0	8	9	17					
37	LINCOLN	1780	GENOA-HUGO K (Half-Day)		0	0	0	0	0	0	0	0	0	6	4	10					
37	LINCOLN	1780	GENOA-HUGO 1st		0	0	0	0	0	0	0	0	1	5	6	12					
37	LINCOLN	1780	GENOA-HUGO 3rd		0	0	0	0	0	0	1	1	4	6	13	6					
37	LINCOLN	1780	GENOA-HUGO 3rd		0	0	0	0	0	0	1	1	0	6	2	10					
37	LINCOLN	1780	GENOA-HUGO 4th		0	0	0	0	0	0	0	0	1	6	4	11					
37	LINCOLN	1780	GENOA-HUGO 5th		0	0	0	0	0	0	0	0	0	8	6	14					
37	LINCOLN	1780	GENOA-HUGO 6th		0	0	0	0	0	1	0	0	4	10	15	15					
37	LINCOLN	1780	GENOA-HUGO 7th		1	0	0	0	1	0	0	0	6	11	19	19					
37	LINCOLN	1780	GENOA-HUGO 8th		0	0	0	0	1	0	0	0	9	11	21	21					
37	LINCOLN	1780	GENOA-HUGO 9th		0	0	0	0	0	0	2	0	7	8	17	17					
37	LINCOLN	1780	GENOA-HUGO 10th		0	0	0	1	0	1	1	0	8	7	18	18					




COLORADO DEPARTMENT OF EDUCATION
FALL 2006 PUPIL MEMBERSHIP BY COUNTY, DISTRICT, GRADE, RACE/ETHNICITY, AND GENDER

County Code	COUNTY	DISTRICT CODE	DISTRICT	GRADE	AMERICAN INDIAN OR ALASKAN NATIVE		ASIAN OR PACIFIC ISLANDER		BLACK (NOT HISPANIC)		HISPANIC		WHITE (NOT HISPANIC)		Total
					FEMALE	MALE	FEMALE	MALE	FEMALE	MALE	FEMALE	MALE	FEMALE	MALE	
37	LINCOLN	1780	GENOA-HUGO 11th		0	0	0	0	0	0	0	0	1	6	8
37	LINCOLN	1780	GENOA-HUGO 12th		0	0	0	0	0	0	0	0	0	8	8
37	LINCOLN	1780	GENOA-HUGO DISTRICT TOTAL		1	0	0	1	2	4	5	4	91	100	208
37	LINCOLN	1790	LIMON RE-4J PK		0	0	0	1	0	1	1	1	14	7	25
37	LINCOLN	1790	LIMON RE-4J K (Half-Day)		0	0	0	0	0	0	1	3	6	19	29
37	LINCOLN	1790	LIMON RE-4J 1st		0	0	1	0	0	0	5	4	13	10	33
37	LINCOLN	1790	LIMON RE-4J 3rd		0	0	0	0	0	0	2	12	12	26	37
37	LINCOLN	1790	LIMON RE-4J 3rd		0	0	0	0	1	0	2	4	16	14	37
37	LINCOLN	1790	LIMON RE-4J 4th		0	0	0	0	0	1	1	2	15	18	37
37	LINCOLN	1790	LIMON RE-4J 5th		0	2	0	0	3	0	0	1	13	18	37
37	LINCOLN	1790	LIMON RE-4J 6th		0	0	0	0	0	0	3	0	12	19	34
37	LINCOLN	1790	LIMON RE-4J 7th		0	0	0	0	0	0	3	2	23	24	53
37	LINCOLN	1790	LIMON RE-4J 8th		0	0	0	0	1	0	4	4	15	17	41
37	LINCOLN	1790	LIMON RE-4J 9th		0	2	0	0	0	0	3	2	16	18	41
37	LINCOLN	1790	LIMON RE-4J 10th		0	0	1	0	0	1	2	1	25	12	42
37	LINCOLN	1790	LIMON RE-4J 11th		0	0	0	0	0	0	0	1	23	21	45
37	LINCOLN	1790	LIMON RE-4J 12th		1	0	1	2	0	0	4	1	17	18	44
37	LINCOLN	1790	LIMON RE-4J DISTRICT TOTAL		1	4	3	3	6	3	29	28	220	227	524
37	LINCOLN	1810	KARVAL RE-23 PK		0	0	0	0	0	0	0	0	1	2	3
37	LINCOLN	1810	KARVAL RE-23 K (Half-Day)		0	0	0	0	0	0	0	0	2	1	3
37	LINCOLN	1810	KARVAL RE-23 K (Full-Day)		0	0	0	0	0	0	2	0	2	3	7
37	LINCOLN	1810	KARVAL RE-23 1st		0	0	0	0	0	0	0	0	2	4	6
37	LINCOLN	1810	KARVAL RE-23 3rd		0	0	0	0	0	0	1	0	4	2	7
37	LINCOLN	1810	KARVAL RE-23 3rd		0	0	0	0	0	0	0	0	11	6	17
37	LINCOLN	1810	KARVAL RE-23 4th		0	0	0	0	0	0	1	0	3	3	7
37	LINCOLN	1810	KARVAL RE-23 5th		0	1	0	0	0	0	0	0	1	4	6
37	LINCOLN	1810	KARVAL RE-23 6th		0	0	0	1	0	0	0	0	1	3	5
37	LINCOLN	1810	KARVAL RE-23 7th		0	0	0	0	0	0	1	0	8	14	23
37	LINCOLN	1810	KARVAL RE-23 8th		0	0	0	0	0	0	0	1	5	11	17
37	LINCOLN	1810	KARVAL RE-23 9th		1	0	0	0	0	0	1	0	16	19	37
37	LINCOLN	1810	KARVAL RE-23 10th		0	0	0	2	0	0	1	1	14	12	30
37	LINCOLN	1810	KARVAL RE-23 11th		1	0	0	1	1	0	0	0	13	10	26
37	LINCOLN	1810	KARVAL RE-23 12th		1	1	0	0	1	0	0	0	15	10	26
37	LINCOLN	1810	KARVAL RE-23 DISTRICT TOTAL		2	1	1	1	5	0	7	2	98	104	220
37	COUNTY TOTAL				4	5	4	4	13	7	41	34	409	431	952
38	LOGAN	1828	VALLEY RE-1 PK		1	0	0	1	1	3	5	6	37	64	118
38	LOGAN	1828	VALLEY RE-1 K (Half-Day)		3	1	2	1	2	1	24	14	60	65	173
38	LOGAN	1828	VALLEY RE-1 1st		2	1	1	1	3	2	22	18	66	64	180
38	LOGAN	1828	VALLEY RE-1 3rd		1	1	0	1	2	2	16	24	65	73	185
38	LOGAN	1828	VALLEY RE-1 3rd		0	0	0	2	1	1	19	18	66	61	168
38	LOGAN	1828	VALLEY RE-1 4th		1	1	0	2	1	0	17	16	64	67	169
38	LOGAN	1828	VALLEY RE-1 5th		2	0	2	0	0	0	29	11	67	73	184
38	LOGAN	1828	VALLEY RE-1 6th		2	2	0	1	1	0	14	13	70	80	183
38	LOGAN	1828	VALLEY RE-1 7th		2	3	1	0	2	6	13	20	58	72	177
38	LOGAN	1828	VALLEY RE-1 8th		1	1	1	0	0	0	17	16	77	78	191
38	LOGAN	1828	VALLEY RE-1 9th		1	2	1	0	3	0	18	22	78	93	218
38	LOGAN	1828	VALLEY RE-1 10th		1	0	1	1	0	1	9	11	75	81	180
38	LOGAN	1828	VALLEY RE-1 11th		2	0	4	0	0	0	18	13	72	81	190
38	LOGAN	1828	VALLEY RE-1 12th		1	0	1	1	0	0	13	10	72	82	180
38	LOGAN	1828	VALLEY RE-1 DISTRICT TOTAL		20	12	14	11	16	16	234	212	927	1,034	2,496
38	LOGAN	1850	FRENCHMAN I PK		0	0	0	0	0	1	2	2	10	9	24
38	LOGAN	1850	FRENCHMAN I K (Full-Day)		0	0	0	0	0	0	0	0	5	3	8
38	LOGAN	1850	FRENCHMAN I 1st		0	0	0	0	0	0	1	0	5	5	11
38	LOGAN	1850	FRENCHMAN I 3rd		0	0	0	0	1	0	1	0	9	9	20
38	LOGAN	1850	FRENCHMAN I 3rd		0	0	0	0	0	0	0	1	4	6	11
38	LOGAN	1850	FRENCHMAN I 4th		0	0	0	0	0	0	1	0	11	4	16
38	LOGAN	1850	FRENCHMAN I 5th		0	0	0	0	0	0	0	0	6	5	11
38	LOGAN	1850	FRENCHMAN I 6th		0	0	0	0	0	0	1	1	8	8	17
38	LOGAN	1850	FRENCHMAN I 7th		0	0	0	0	0	0	1	0	3	4	8
38	LOGAN	1850	FRENCHMAN I 8th		0	0	0	0	0	0	1	0	8	5	14
38	LOGAN	1850	FRENCHMAN I 9th		0	0	0	0	0	0	0	0	7	4	11
38	LOGAN	1850	FRENCHMAN I 10th		0	0	0	0	0	2	1	0	9	8	20
38	LOGAN	1850	FRENCHMAN I 11th		0	0	0	0	0	0	0	0	13	9	22
38	LOGAN	1850	FRENCHMAN I 12th		0	0	0	1	0	0	0	1	10	6	18
38	LOGAN	1850	FRENCHMAN I DISTRICT TOTAL		0	0	0	1	1	1	9	6	108	85	211
38	LOGAN	1860	BUFFALO RE-K (Full-Day)		0	0	0	0	0	0	0	0	12	11	23
38	LOGAN	1860	BUFFALO RE-K 1st		0	0	0	0	0	0	0	0	11	8	19

COLORADO DEPARTMENT OF EDUCATION
FALL 2006 PUPIL MEMBERSHIP BY COUNTY, DISTRICT, GRADE, RACE/ETHNICITY, AND GENDER

County Code	COUNTY	DISTRICT CODE	DISTRICT	GRADE	AMERICAN INDIAN OR ALASKAN NATIVE		AMERICAN INDIAN OR ALASKAN NATIVE		ASIAN OR PACIFIC ISLANDER		ASIAN OR PACIFIC ISLANDER		BLACK (NOT HISPANIC)		BLACK (NOT HISPANIC)		WHITE (NOT HISPANIC)		WHITE (NOT HISPANIC)		Total
					FEMALE	MALE	FEMALE	MALE	FEMALE	MALE	FEMALE	MALE	FEMALE	MALE	FEMALE	MALE	FEMALE	MALE			
38	LOGAN	1860	BUFFALO RE-3rd		0	0	0	0	0	0	2	1	0	9	12	24					
38	LOGAN	1860	BUFFALO RE-3rd		1	1	1	1	0	0	0	0	17	10	30						
38	LOGAN	1860	BUFFALO RE-4th		0	0	0	0	0	0	1	1	0	4	14	20					
38	LOGAN	1860	BUFFALO RE-5th		1	1	1	1	0	1	0	1	6	7	19						
38	LOGAN	1860	BUFFALO RE-6th		0	0	0	0	0	1	0	0	11	10	22						
38	LOGAN	1860	BUFFALO RE-7th		0	0	0	0	0	1	1	0	7	13	22						
38	LOGAN	1860	BUFFALO RE-8th		0	0	0	0	0	0	3	0	9	9	21						
38	LOGAN	1860	BUFFALO RE-9th		0	0	0	0	0	1	0	3	9	19	32						
38	LOGAN	1860	BUFFALO RE-10th		1	0	0	1	1	0	0	1	12	9	25						
38	LOGAN	1860	BUFFALO RE-11th		0	0	0	1	0	1	0	0	12	9	23						
38	LOGAN	1860	BUFFALO RE-12th		0	0	0	0	0	0	0	0	5	12	17						
38	LOGAN	1860	BUFFALO RE-DISTRICT TOTAL		3	2	2	3	1	8	6	5	124	143	297						
38	LOGAN	1870	PLATEAU RE-PK		0	0	0	0	0	0	0	1	4	8	13						
38	LOGAN	1870	PLATEAU RE-K (Full-Day)		0	0	0	0	0	0	0	0	1	10	11						
38	LOGAN	1870	PLATEAU RE-1st		0	0	0	0	0	0	0	0	1	5	11						
38	LOGAN	1870	PLATEAU RE-2nd		0	0	0	0	0	0	0	0	5	5	11						
38	LOGAN	1870	PLATEAU RE-3rd		0	0	0	0	0	1	0	0	6	6	12						
38	LOGAN	1870	PLATEAU RE-4th		0	0	0	0	0	0	0	0	4	8	12						
38	LOGAN	1870	PLATEAU RE-5th		0	0	0	0	0	1	0	0	6	4	11						
38	LOGAN	1870	PLATEAU RE-6th		0	0	0	0	0	0	0	0	3	4	7						
38	LOGAN	1870	PLATEAU RE-7th		0	0	0	0	0	0	0	0	6	3	10						
38	LOGAN	1870	PLATEAU RE-8th		0	0	0	0	1	0	1	5	3	10	10						
38	LOGAN	1870	PLATEAU RE-9th		0	0	0	0	0	0	0	4	8	12	12						
38	LOGAN	1870	PLATEAU RE-10th		0	0	0	0	1	0	0	7	6	14	14						
38	LOGAN	1870	PLATEAU RE-11th		0	0	0	0	0	0	1	7	15	17	17						
38	LOGAN	1870	PLATEAU RE-12th		0	0	0	0	0	0	0	7	9	16	16						
38	LOGAN	1870	PLATEAU RE-DISTRICT TOTAL		0	0	0	2	3	3	4	64	94	167	167						
38	COUNTY TOTAL				23	14	16	15	20	28	249	227	1,223	1,356	3,171						
39	MESA	1980	DE BEQUE 49.PK		0	0	1	0	0	0	0	0	6	6	14						
39	MESA	1980	DE BEQUE 49.K (Half-Day)		0	0	0	0	0	0	0	0	1	1	2						
39	MESA	1980	DE BEQUE 49.K (Full-Day)		0	0	0	0	0	0	3	0	6	5	14						
39	MESA	1980	DE BEQUE 49.1st		0	0	0	0	0	0	1	0	2	8	11						
39	MESA	1980	DE BEQUE 49.3rd		0	1	0	0	0	0	1	0	5	9	16						
39	MESA	1980	DE BEQUE 49.3rd		0	0	0	0	0	0	0	0	2	9	11						
39	MESA	1980	DE BEQUE 49.4th		0	0	0	0	0	0	0	2	3	6	11						
39	MESA	1980	DE BEQUE 49.5th		0	0	0	0	0	0	0	0	5	6	11						
39	MESA	1980	DE BEQUE 49.6th		0	0	0	0	0	0	1	0	4	3	8						
39	MESA	1980	DE BEQUE 49.7th		0	0	0	0	0	0	1	2	2	11	16						
39	MESA	1980	DE BEQUE 49.8th		0	0	0	0	0	0	3	1	3	12	19						
39	MESA	1980	DE BEQUE 49.9th		0	0	0	0	0	0	0	2	5	7	14						
39	MESA	1980	DE BEQUE 49.10th		0	0	0	0	0	0	1	0	4	4	9						
39	MESA	1980	DE BEQUE 49.11th		0	0	0	0	0	0	0	1	5	6	12						
39	MESA	1980	DE BEQUE 49.12th		0	0	0	0	0	0	0	2	2	6	10						
39	MESA	1980	DE BEQUE 49.DISTRICT TOTAL		0	1	1	0	0	0	11	11	55	99	178						
39	MESA	1990	PLATEAU VALIPK		1	0	0	0	0	0	1	0	8	12	22						
39	MESA	1990	PLATEAU VALIK (Half-Day)		0	0	0	0	0	0	2	1	12	10	25						
39	MESA	1990	PLATEAU VALI1st		0	0	0	0	0	0	2	1	5	15	23						
39	MESA	1990	PLATEAU VALI3rd		0	0	0	0	0	0	0	2	9	6	17						
39	MESA	1990	PLATEAU VALI3rd		0	0	0	0	0	0	1	2	11	8	22						
39	MESA	1990	PLATEAU VALI4th		0	0	0	0	0	0	1	0	9	4	14						
39	MESA	1990	PLATEAU VALI5th		0	0	0	0	0	0	1	1	13	10	25						
39	MESA	1990	PLATEAU VALI6th		0	0	0	0	0	0	1	2	6	11	20						
39	MESA	1990	PLATEAU VALI7th		1	0	0	0	0	0	0	2	15	10	28						
39	MESA	1990	PLATEAU VALI8th		0	0	0	0	0	0	4	0	16	13	33						
39	MESA	1990	PLATEAU VALI9th		2	1	0	1	6	3	5	10	15	27	70						
39	MESA	1990	PLATEAU VALI10th		0	0	0	0	3	3	7	1	20	31	65						
39	MESA	1990	PLATEAU VALI11th		0	0	0	0	1	3	4	6	21	19	54						
39	MESA	1990	PLATEAU VALI12th		1	0	0	0	1	4	6	3	22	30	67						
39	MESA	1990	PLATEAU VALI DISTRICT TOTAL		5	1	0	1	11	13	35	31	182	206	485						
39	MESA	2000	MESA COUNT PK		5	5	6	6	5	7	41	56	140	236	507						
39	MESA	2000	MESA COUNT K (Half-Day)		7	6	3	8	12	13	100	89	420	474	1,132						
39	MESA	2000	MESA COUNT K (Full-Day)		3	2	2	1	6	7	73	64	115	115	388						
39	MESA	2000	MESA COUNT 1st		10	10	8	12	18	12	168	170	606	657	1,671						
39	MESA	2000	MESA COUNT 3rd		10	13	7	10	16	12	164	144	599	640	1,615						
39	MESA	2000	MESA COUNT 3rd		10	12	6	10	11	8	138	140	574	621	1,530						
39	MESA	2000	MESA COUNT 4th		15	9	11	8	11	13	152	150	578	616	1,563						
39	MESA	2000	MESA COUNT 5th		13	5	14	4	13	15	131	153	589	608	1,545						



COLORADO DEPARTMENT OF EDUCATION
FALL 2006 PUPIL MEMBERSHIP BY COUNTY, DISTRICT, GRADE, RACE/ETHNICITY, AND GENDER

County Code	COUNTY	DISTRICT CODE	DISTRICT	GRADE	AMERICAN INDIAN OR ALASKAN NATIVE		ASIAN OR PACIFIC ISLANDER		BLACK (NOT HISPANIC)		HISPANIC		WHITE (NOT HISPANIC)		Total
					FEMALE	MALE	FEMALE	MALE	FEMALE	MALE	FEMALE	MALE	FEMALE	MALE	
39	MESA	2000	MESA COUNT^6th		9	14	7	11	8	9	137	147	590	618	1,550
39	MESA	2000	MESA COUNT^7th		11	7	3	7	9	26	124	135	593	638	1,553
39	MESA	2000	MESA COUNT^8th		11	8	9	15	13	8	162	143	668	657	1,694
39	MESA	2000	MESA COUNT^9th		12	12	6	10	9	10	116	151	634	724	1,684
39	MESA	2000	MESA COUNT^10th		18	16	13	10	7	10	129	125	661	670	1,659
39	MESA	2000	MESA COUNT^11th		17	6	8	11	6	5	127	113	656	643	1,592
39	MESA	2000	MESA COUNT^12th		16	6	8	7	14	5	104	108	590	632	1,490
39	MESA	2000	MESA COUNT^DISTRICT TOTAL		167	131	111	130	158	160	1,866	1,888	8,013	8,549	21,173
39	COUNTY TOTAL				172	133	112	131	169	173	1,912	1,930	8,250	8,854	21,836
40	MINERAL	2010	CREEDE CON^PK		0	0	0	0	0	0	0	0	2	5	7
40	MINERAL	2010	CREEDE CON^K (Half-Day)		0	0	0	0	0	0	0	0	2	4	6
40	MINERAL	2010	CREEDE CON^1st		0	0	0	0	0	0	0	0	3	6	9
40	MINERAL	2010	CREEDE CON^3rd		0	0	0	0	0	0	0	0	5	2	7
40	MINERAL	2010	CREEDE CON^3rd		0	0	0	0	0	0	0	0	6	1	7
40	MINERAL	2010	CREEDE CON^4th		0	0	0	0	0	0	0	0	3	4	7
40	MINERAL	2010	CREEDE CON^5th		0	0	0	0	0	0	0	1	5	9	15
40	MINERAL	2010	CREEDE CON^6th		0	0	0	0	0	0	0	1	6	3	10
40	MINERAL	2010	CREEDE CON^7th		0	0	0	0	0	0	2	5	6	13	19
40	MINERAL	2010	CREEDE CON^8th		0	0	0	0	0	0	1	4	4	9	13
40	MINERAL	2010	CREEDE CON^9th		0	0	0	0	0	1	1	3	6	11	15
40	MINERAL	2010	CREEDE CON^10th		0	0	0	0	0	1	1	3	7	12	17
40	MINERAL	2010	CREEDE CON^11th		0	0	0	0	0	0	0	7	5	12	17
40	MINERAL	2010	CREEDE CON^12th		0	0	0	0	0	2	7	5	6	11	16
40	MINERAL	2010	CREEDE CON^DISTRICT TOTAL		0	0	0	0	0	2	7	59	68	136	
40	COUNTY TOTAL				0	0	0	0	0	2	7	59	68	136	
41	MOFFAT	2020	MOFFAT COU^PK		0	0	1	0	0	0	7	15	53	67	143
41	MOFFAT	2020	MOFFAT COU^K (Half-Day)		1	0	0	1	1	13	18	70	64	170	
41	MOFFAT	2020	MOFFAT COU^K (Full-Day)		0	0	0	0	0	3	2	3	7	15	
41	MOFFAT	2020	MOFFAT COU^1st		3	1	1	0	1	15	20	54	74	169	
41	MOFFAT	2020	MOFFAT COU^3rd		0	1	1	0	2	15	13	65	62	160	
41	MOFFAT	2020	MOFFAT COU^3rd		0	2	1	0	1	19	16	65	78	183	
41	MOFFAT	2020	MOFFAT COU^4th		0	3	1	1	2	12	15	75	71	181	
41	MOFFAT	2020	MOFFAT COU^5th		1	1	3	0	1	18	13	57	55	148	
41	MOFFAT	2020	MOFFAT COU^6th		1	1	1	0	1	6	10	66	85	171	
41	MOFFAT	2020	MOFFAT COU^7th		1	1	0	0	1	9	14	81	59	167	
41	MOFFAT	2020	MOFFAT COU^8th		0	1	0	1	1	11	10	67	75	167	
41	MOFFAT	2020	MOFFAT COU^9th		1	1	0	0	0	11	8	71	82	174	
41	MOFFAT	2020	MOFFAT COU^10th		3	1	0	0	0	13	11	85	71	184	
41	MOFFAT	2020	MOFFAT COU^11th		1	0	0	2	0	9	10	93	81	196	
41	MOFFAT	2020	MOFFAT COU^12th		0	2	4	1	0	11	6	64	79	167	
41	MOFFAT	2020	MOFFAT COU^DISTRICT TOTAL		11	15	14	8	4	11	172	181	969	1,010	2,395
41	COUNTY TOTAL				11	15	14	8	4	11	172	181	969	1,010	2,395
42	MONTEZUMA	2035	MONTEZUMA^PK		4	8	0	0	0	3	3	19	21	58	
42	MONTEZUMA	2035	MONTEZUMA^K (Half-Day)		27	35	0	0	0	18	28	58	68	234	
42	MONTEZUMA	2035	MONTEZUMA^1st		24	27	1	3	1	2	19	10	72	68	227
42	MONTEZUMA	2035	MONTEZUMA^3rd		23	33	0	2	1	2	20	19	70	61	231
42	MONTEZUMA	2035	MONTEZUMA^3rd		37	36	2	1	1	19	21	57	68	243	
42	MONTEZUMA	2035	MONTEZUMA^4th		43	32	0	1	2	1	18	21	57	55	230
42	MONTEZUMA	2035	MONTEZUMA^5th		32	32	0	0	4	0	17	11	58	59	213
42	MONTEZUMA	2035	MONTEZUMA^6th		26	32	0	1	2	1	13	16	59	69	219
42	MONTEZUMA	2035	MONTEZUMA^7th		23	37	0	0	0	1	16	15	61	61	214
42	MONTEZUMA	2035	MONTEZUMA^8th		35	42	0	1	1	0	12	16	69	86	262
42	MONTEZUMA	2035	MONTEZUMA^9th		51	48	0	0	1	1	17	17	89	90	314
42	MONTEZUMA	2035	MONTEZUMA^10th		22	25	3	1	1	9	9	71	71	213	
42	MONTEZUMA	2035	MONTEZUMA^11th		16	17	0	1	0	14	7	65	65	185	
42	MONTEZUMA	2035	MONTEZUMA^12th		25	23	2	0	0	12	13	71	77	224	
42	MONTEZUMA	2035	MONTEZUMA^DISTRICT TOTAL		388	427	8	11	14	11	207	206	876	919	3,067
42	MONTEZUMA	2055	DOLORES RE^PK		1	2	0	0	0	2	1	26	24	56	
42	MONTEZUMA	2055	DOLORES RE^K (Half-Day)		1	0	0	1	0	3	2	13	20	40	
42	MONTEZUMA	2055	DOLORES RE^1st		0	0	1	0	0	2	1	21	22	47	
42	MONTEZUMA	2055	DOLORES RE^3rd		0	1	0	0	0	0	7	17	15	41	
42	MONTEZUMA	2055	DOLORES RE^3rd		0	0	1	0	0	3	5	23	23	55	
42	MONTEZUMA	2055	DOLORES RE^4th		2	1	1	0	1	0	1	3	18	27	54
42	MONTEZUMA	2055	DOLORES RE^5th		1	1	0	0	1	0	3	2	26	24	58
42	MONTEZUMA	2055	DOLORES RE^6th		1	0	0	1	1	0	1	3	37	33	77
42	MONTEZUMA	2055	DOLORES RE^7th		1	2	0	1	0	2	1	26	16	49	
42	MONTEZUMA	2055	DOLORES RE^8th		0	0	0	0	0	1	3	23	26	53	

COLORADO DEPARTMENT OF EDUCATION
FALL 2006 PUPIL MEMBERSHIP BY COUNTY, DISTRICT, GRADE, RACE/ETHNICITY, AND GENDER

County Code	COUNTY	DISTRICT CODE	DISTRICT	GRADE	AMERICAN INDIAN OR ALASKAN NATIVE		ASIAN OR PACIFIC ISLANDER		BLACK (NOT HISPANIC)		HISPANIC		WHITE (NOT HISPANIC)		Total
					FEMALE	MALE	FEMALE	MALE	FEMALE	MALE	FEMALE	MALE	FEMALE	MALE	
42	MONTEZUMA	2055	DOLORES RE-9th		3	4	1	0	0	0	4	4	24	31	71
42	MONTEZUMA	2055	DOLORES RE-10th		1	3	1	1	0	1	4	3	17	24	55
42	MONTEZUMA	2055	DOLORES RE-11th		1	0	0	0	0	0	1	4	18	26	50
42	MONTEZUMA	2055	DOLORES RE-12th		1	2	0	0	0	1	1	3	16	26	50
42	MONTEZUMA	2055	DOLORES RE- DISTRICT TOTAL		13	16	5	5	3	2	28	42	305	337	756
42	MONTEZUMA	2070	MANCOS RE-6 PK		0	0	0	0	0	0	0	1	8	5	14
42	MONTEZUMA	2070	MANCOS RE-6K (Full-Day)		1	1	0	0	0	0	4	3	6	11	26
42	MONTEZUMA	2070	MANCOS RE-6 1st		2	0	0	0	0	2	2	13	11	30	
42	MONTEZUMA	2070	MANCOS RE-6 3rd		0	2	0	0	0	1	1	2	11	14	31
42	MONTEZUMA	2070	MANCOS RE-6 3rd		1	2	0	0	0	2	5	7	13	30	
42	MONTEZUMA	2070	MANCOS RE-6 4th		0	2	0	0	0	2	4	15	9	33	
42	MONTEZUMA	2070	MANCOS RE-6 5th		1	0	0	1	0	1	1	13	12	29	
42	MONTEZUMA	2070	MANCOS RE-6 6th		2	2	0	0	1	0	4	3	10	16	38
42	MONTEZUMA	2070	MANCOS RE-6 7th		3	3	0	0	0	1	2	7	10	26	
42	MONTEZUMA	2070	MANCOS RE-6 8th		2	1	0	1	0	1	2	5	14	16	42
42	MONTEZUMA	2070	MANCOS RE-6 9th		2	0	0	0	0	1	3	0	18	11	35
42	MONTEZUMA	2070	MANCOS RE-6 10th		2	0	1	0	0	2	0	10	12	27	
42	MONTEZUMA	2070	MANCOS RE-6 11th		1	0	0	0	0	3	1	8	13	26	
42	MONTEZUMA	2070	MANCOS RE-6 12th		1	1	0	0	0	1	2	10	19	35	
42	MONTEZUMA	2070	MANCOS RE-6 DISTRICT TOTAL		18	14	2	2	1	5	28	31	150	172	422
42	COUNTY TOTAL				419	457	14	18	18	18	263	279	1,331	1,428	4,245
43	MONTRÖSE	2180	MONTRÖSE C PK		3	1	0	0	2	2	60	65	51	61	246
43	MONTRÖSE	2180	MONTRÖSE C K (Half-Day)		1	4	0	0	1	1	77	91	136	152	465
43	MONTRÖSE	2180	MONTRÖSE C 1st		0	2	5	1	2	2	86	83	137	141	458
43	MONTRÖSE	2180	MONTRÖSE C 3rd		1	2	1	3	2	4	77	64	143	137	438
43	MONTRÖSE	2180	MONTRÖSE C 3rd		0	3	1	1	3	2	63	76	137	173	460
43	MONTRÖSE	2180	MONTRÖSE C 4th		4	2	1	1	1	2	76	75	154	157	472
43	MONTRÖSE	2180	MONTRÖSE C 5th		3	2	2	2	2	1	69	74	158	175	487
43	MONTRÖSE	2180	MONTRÖSE C 6th		2	2	0	1	2	2	60	63	142	156	434
43	MONTRÖSE	2180	MONTRÖSE C 7th		0	3	3	4	0	2	57	71	144	157	438
43	MONTRÖSE	2180	MONTRÖSE C 8th		2	0	0	0	2	2	68	79	156	160	472
43	MONTRÖSE	2180	MONTRÖSE C 9th		1	4	1	2	3	3	62	56	196	198	526
43	MONTRÖSE	2180	MONTRÖSE C 10th		2	2	1	2	0	2	63	49	167	177	465
43	MONTRÖSE	2180	MONTRÖSE C 11th		0	2	0	0	1	4	41	32	168	144	398
43	MONTRÖSE	2180	MONTRÖSE C 12th		0	3	2	2	0	0	40	54	162	149	415
43	MONTRÖSE	2180	MONTRÖSE C DISTRICT TOTAL		19	22	31	34	19	30	899	932	2,051	2,137	6,174
43	MONTRÖSE	2190	WEST END RE PK		0	0	0	0	0	1	5	3	11	22	42
43	MONTRÖSE	2190	WEST END RE K (Half-Day)		0	0	0	0	0	0	2	1	8	5	16
43	MONTRÖSE	2190	WEST END RE K (Full-Day)		0	0	0	0	0	0	0	0	2	2	4
43	MONTRÖSE	2190	WEST END RE 1st		1	0	0	0	1	0	1	1	10	8	22
43	MONTRÖSE	2190	WEST END RE 3rd		0	0	1	0	0	0	2	2	13	13	31
43	MONTRÖSE	2190	WEST END RE 3rd		0	0	0	0	0	0	1	4	9	10	24
43	MONTRÖSE	2190	WEST END RE 4th		0	0	0	0	0	0	3	1	9	9	22
43	MONTRÖSE	2190	WEST END RE 5th		1	0	0	0	0	0	2	2	12	7	22
43	MONTRÖSE	2190	WEST END RE 6th		0	2	0	0	1	0	2	1	17	15	38
43	MONTRÖSE	2190	WEST END RE 7th		0	0	0	0	0	0	0	0	8	8	16
43	MONTRÖSE	2190	WEST END RE 8th		1	0	0	0	0	1	0	1	12	14	29
43	MONTRÖSE	2190	WEST END RE 9th		0	0	0	0	0	2	1	2	10	8	23
43	MONTRÖSE	2190	WEST END RE 10th		1	0	0	0	0	0	0	0	7	8	16
43	MONTRÖSE	2190	WEST END RE 11th		0	0	0	0	0	2	4	7	4	17	
43	MONTRÖSE	2190	WEST END RE 12th		0	0	0	0	0	1	0	1	15	14	31
43	MONTRÖSE	2190	WEST END RE DISTRICT TOTAL		4	2	1	0	2	5	19	23	150	147	353
43	COUNTY TOTAL				23	24	32	34	21	35	918	955	2,201	2,284	6,527
44	MORGAN	2395	BRUSH RE-2J PK		0	0	1	0	0	0	11	15	27	30	84
44	MORGAN	2395	BRUSH RE-2J K (Half-Day)		0	0	1	0	0	0	23	27	27	27	101
44	MORGAN	2395	BRUSH RE-2J 1st		0	0	0	0	0	1	30	38	32	37	138
44	MORGAN	2395	BRUSH RE-2J 3rd		0	0	0	0	2	0	28	21	22	23	96
44	MORGAN	2395	BRUSH RE-2J 3rd		0	0	0	0	1	1	24	28	22	29	105
44	MORGAN	2395	BRUSH RE-2J 4th		0	0	0	0	0	1	26	29	40	29	125
44	MORGAN	2395	BRUSH RE-2J 5th		0	1	0	0	0	34	22	28	28	28	113
44	MORGAN	2395	BRUSH RE-2J 6th		0	0	0	0	1	1	25	29	27	24	107
44	MORGAN	2395	BRUSH RE-2J 7th		0	0	1	0	1	1	27	21	30	31	112
44	MORGAN	2395	BRUSH RE-2J 8th		0	1	0	0	0	0	20	33	51	31	136
44	MORGAN	2395	BRUSH RE-2J 9th		0	1	0	0	1	0	16	26	37	27	108
44	MORGAN	2395	BRUSH RE-2J 10th		0	1	1	1	0	2	20	21	38	41	125
44	MORGAN	2395	BRUSH RE-2J 11th		1	0	1	1	1	0	23	27	22	35	111
44	MORGAN	2395	BRUSH RE-2J 12th		1	1	0	1	0	2	19	26	39	27	116

COLORADO DEPARTMENT OF EDUCATION
FALL 2006 PUPIL MEMBERSHIP BY COUNTY, DISTRICT, GRADE, RACE/ETHNICITY, AND GENDER

County Code	COUNTY	DISTRICT CODE	DISTRICT	GRADE	AMERICAN INDIAN OR ALASKAN NATIVE		ASIAN OR PACIFIC ISLANDER		BLACK (NOT HISPANIC)		HISPANIC		WHITE (NOT HISPANIC)		Total
					FEMALE	MALE	FEMALE	MALE	FEMALE	MALE	FEMALE	MALE	FEMALE	MALE	
44	MORGAN	2395	BRUSH RE-2(J) DISTRICT TOTAL		2	5	5	3	7	9	326	363	442	415	1,577
44	MORGAN	2405	FORT MORGA PK		1	0	1	2	1	0	67	72	34	53	231
44	MORGAN	2405	FORT MORGA K (Half-Day)		0	0	0	1	0	0	29	32	28	24	114
44	MORGAN	2405	FORT MORGA K (Full-Day)		0	0	0	0	0	0	46	50	17	33	146
44	MORGAN	2405	FORT MORGA 1st		0	0	0	0	1	1	59	93	39	60	252
44	MORGAN	2405	FORT MORGA 3rd		0	0	0	1	2	0	82	84	51	49	269
44	MORGAN	2405	FORT MORGA 3rd		1	0	0	0	2	1	76	71	40	55	246
44	MORGAN	2405	FORT MORGA 4th		1	1	0	0	3	0	86	65	46	51	253
44	MORGAN	2405	FORT MORGA 5th		2	0	0	0	1	0	57	56	46	55	217
44	MORGAN	2405	FORT MORGA 6th		0	0	1	0	0	0	66	68	60	46	241
44	MORGAN	2405	FORT MORGA 7th		0	1	0	0	1	0	65	73	60	53	253
44	MORGAN	2405	FORT MORGA 8th		1	1	0	0	0	1	58	64	39	54	218
44	MORGAN	2405	FORT MORGA 9th		1	0	0	0	0	0	69	63	48	55	236
44	MORGAN	2405	FORT MORGA 10th		2	0	2	1	0	0	46	59	39	69	218
44	MORGAN	2405	FORT MORGA 11th		1	0	0	0	0	0	48	44	56	56	205
44	MORGAN	2405	FORT MORGA 12th		0	0	1	0	0	0	36	31	60	50	178
44	MORGAN	2405	FORT MORGA DISTRICT TOTAL		10	3	5	5	10	3	890	925	663	763	3,277
44	MORGAN	2505	WELDON VALL PK		0	0	0	0	0	0	3	0	7	9	19
44	MORGAN	2505	WELDON VALL K (Full-Day)		0	0	0	0	0	0	1	0	10	6	17
44	MORGAN	2505	WELDON VALL 1st		0	0	0	0	0	0	1	1	9	3	14
44	MORGAN	2505	WELDON VALL 3rd		0	0	0	0	0	0	0	1	5	9	15
44	MORGAN	2505	WELDON VALL 3rd		0	0	0	0	0	0	1	1	10	8	20
44	MORGAN	2505	WELDON VALL 4th		0	0	1	0	0	0	3	0	5	7	16
44	MORGAN	2505	WELDON VALL 5th		0	0	0	0	0	0	1	1	3	5	10
44	MORGAN	2505	WELDON VALL 6th		0	0	0	0	0	0	0	2	10	2	14
44	MORGAN	2505	WELDON VALL 7th		0	0	0	0	0	0	0	0	7	7	14
44	MORGAN	2505	WELDON VALL 8th		0	0	0	0	0	0	0	3	5	4	12
44	MORGAN	2505	WELDON VALL 9th		0	0	0	0	0	0	2	1	6	5	14
44	MORGAN	2505	WELDON VALL 10th		0	0	0	0	0	0	0	0	6	5	11
44	MORGAN	2505	WELDON VALL 11th		0	0	0	0	0	0	2	3	10	10	25
44	MORGAN	2505	WELDON VALL 12th		0	0	0	0	0	0	1	1	1	3	6
44	MORGAN	2505	WELDON VALL DISTRICT TOTAL		0	0	1	0	0	0	15	14	94	83	207
44	MORGAN	2515	WIGGINS RE-5PK		0	0	0	0	0	0	11	6	21	22	61
44	MORGAN	2515	WIGGINS RE-5K (Full-Day)		0	0	0	0	0	0	7	2	13	10	33
44	MORGAN	2515	WIGGINS RE-5 1st		0	0	0	0	0	0	7	3	14	9	33
44	MORGAN	2515	WIGGINS RE-5 3rd		0	0	1	0	0	0	5	5	18	13	43
44	MORGAN	2515	WIGGINS RE-5 3rd		0	0	0	0	0	0	7	3	16	16	42
44	MORGAN	2515	WIGGINS RE-5 4th		0	0	0	0	0	0	1	3	13	18	35
44	MORGAN	2515	WIGGINS RE-5 5th		0	0	0	0	0	0	2	9	12	21	44
44	MORGAN	2515	WIGGINS RE-5 6th		0	0	0	0	0	0	5	3	7	14	29
44	MORGAN	2515	WIGGINS RE-5 7th		0	0	1	0	0	0	9	7	16	20	53
44	MORGAN	2515	WIGGINS RE-5 8th		0	0	0	0	0	0	8	2	9	20	39
44	MORGAN	2515	WIGGINS RE-5 9th		0	0	0	1	0	0	3	11	19	26	60
44	MORGAN	2515	WIGGINS RE-5 10th		0	0	0	0	0	0	5	5	18	18	46
44	MORGAN	2515	WIGGINS RE-5 11th		1	0	0	1	0	0	1	4	16	9	32
44	MORGAN	2515	WIGGINS RE-5 12th		0	0	0	0	0	0	5	6	21	22	54
44	MORGAN	2515	WIGGINS RE-5 DISTRICT TOTAL		1	2	3	2	0	0	76	69	213	238	604
44	COUNTY TOTAL				13	10	14	10	17	12	1,307	1,371	1,412	1,499	5,665
45	OTERO	2520	EAST OTERO 1K (Half-Day)		0	0	1	0	0	0	36	36	16	17	108
45	OTERO	2520	EAST OTERO 11st		2	1	1	0	0	0	34	37	19	22	116
45	OTERO	2520	EAST OTERO 13rd		1	0	1	0	0	0	27	32	14	21	96
45	OTERO	2520	EAST OTERO 13rd		0	2	0	0	0	1	35	23	17	29	107
45	OTERO	2520	EAST OTERO 14th		2	3	1	0	2	1	20	36	22	25	112
45	OTERO	2520	EAST OTERO 15th		0	0	3	2	1	0	27	32	18	11	94
45	OTERO	2520	EAST OTERO 16th		1	0	0	0	3	0	30	24	27	27	112
45	OTERO	2520	EAST OTERO 17th		1	2	1	0	2	0	39	30	19	28	122
45	OTERO	2520	EAST OTERO 18th		1	1	0	0	1	1	41	42	22	19	128
45	OTERO	2520	EAST OTERO 19th		1	1	0	0	1	0	32	31	27	18	111
45	OTERO	2520	EAST OTERO 110th		0	1	1	0	3	0	24	27	29	37	122
45	OTERO	2520	EAST OTERO 111th		0	0	0	0	3	0	33	25	28	33	122
45	OTERO	2520	EAST OTERO 112th		1	0	0	0	1	1	32	35	20	18	108
45	OTERO	2520	EAST OTERO 1DISTRICT TOTAL		10	11	9	2	17	6	410	410	278	305	1,458
45	OTERO	2530	ROCKY FORD PK		0	0	0	0	0	0	6	25	4	9	44
45	OTERO	2530	ROCKY FORD K (Full-Day)		0	0	0	2	0	1	23	26	10	10	72
45	OTERO	2530	ROCKY FORD 1st		0	0	0	0	0	0	20	26	10	11	67
45	OTERO	2530	ROCKY FORD 3rd		0	0	0	0	0	1	22	24	5	10	62
45	OTERO	2530	ROCKY FORD 3rd		0	1	0	0	1	0	18	23	5	10	58



COLORADO DEPARTMENT OF EDUCATION
FALL 2006 PUPIL MEMBERSHIP BY COUNTY, DISTRICT, GRADE, RACE/ETHNICITY, AND GENDER

County Code	COUNTY	DISTRICT CODE	DISTRICT	GRADE	AMERICAN INDIAN OR ALASKAN NATIVE		AMERICAN INDIAN OR ALASKAN NATIVE		ASIAN OR PACIFIC ISLANDER		ASIAN OR PACIFIC ISLANDER		BLACK (NOT HISPANIC)		BLACK (NOT HISPANIC)		WHITE (NOT HISPANIC)		WHITE (NOT HISPANIC)		Total
					FEMALE	MALE	FEMALE	MALE	FEMALE	MALE	FEMALE	MALE	FEMALE	MALE	FEMALE	MALE	FEMALE	MALE			
45	OTERO	2530	ROCKY FORD 4th		0	0	1	1	0	0	23	27	5	7	64						
45	OTERO	2530	ROCKY FORD 5th		0	0	0	0	1	0	21	20	9	6	57						
45	OTERO	2530	ROCKY FORD 6th		0	0	0	0	0	1	18	27	5	7	58						
45	OTERO	2530	ROCKY FORD 7th		0	0	0	2	0	1	29	18	5	4	59						
45	OTERO	2530	ROCKY FORD 8th		0	0	0	0	0	0	23	20	11	9	63						
45	OTERO	2530	ROCKY FORD 9th		0	0	0	1	0	1	26	23	7	12	70						
45	OTERO	2530	ROCKY FORD 10th		0	1	2	1	0	0	20	16	6	11	57						
45	OTERO	2530	ROCKY FORD 11th		0	0	0	0	0	0	17	25	8	11	61						
45	OTERO	2530	ROCKY FORD 12th		0	0	0	1	0	1	10	13	8	15	48						
45	OTERO	2530	ROCKY FORD DISTRICT TOTAL		0	2	3	8	2	6	276	313	98	132	840						
45	OTERO	2535	MANZANOLA 3K (Full-Day)		0	0	0	0	0	0	3	4	2	3	12						
45	OTERO	2535	MANZANOLA 31st		0	1	0	0	0	0	6	6	0	2	15						
45	OTERO	2535	MANZANOLA 33rd		0	0	0	0	0	0	5	6	2	2	15						
45	OTERO	2535	MANZANOLA 33rd		0	0	0	0	0	0	4	7	3	1	15						
45	OTERO	2535	MANZANOLA 34th		1	0	0	0	0	0	4	4	2	0	11						
45	OTERO	2535	MANZANOLA 35th		0	0	0	0	0	0	8	6	1	4	19						
45	OTERO	2535	MANZANOLA 36th		1	0	0	0	0	0	5	5	1	4	16						
45	OTERO	2535	MANZANOLA 37th		0	0	0	0	0	0	5	8	4	3	20						
45	OTERO	2535	MANZANOLA 38th		0	0	0	0	1	0	2	10	6	3	22						
45	OTERO	2535	MANZANOLA 39th		0	2	0	0	0	0	4	10	5	4	25						
45	OTERO	2535	MANZANOLA 310th		0	0	0	0	0	0	7	4	1	1	13						
45	OTERO	2535	MANZANOLA 311th		0	0	0	0	0	0	6	5	2	1	14						
45	OTERO	2535	MANZANOLA 312th		0	0	0	0	0	0	1	4	4	4	14						
45	OTERO	2535	MANZANOLA 3 DISTRICT TOTAL		2	3	0	2	1	0	60	79	33	32	211						
45	OTERO	2540	FOWLER R-4J K (Full-Day)		0	0	0	0	0	0	3	0	17	9	29						
45	OTERO	2540	FOWLER R-4J 1st		0	0	0	0	0	0	4	2	16	16	38						
45	OTERO	2540	FOWLER R-4J 3rd		0	0	0	0	0	0	4	3	17	16	40						
45	OTERO	2540	FOWLER R-4J 3rd		0	0	0	0	0	0	1	6	8	13	28						
45	OTERO	2540	FOWLER R-4J 4th		0	0	0	0	0	0	1	4	13	18	36						
45	OTERO	2540	FOWLER R-4J 5th		0	0	0	0	0	0	5	2	15	12	34						
45	OTERO	2540	FOWLER R-4J 6th		0	0	0	0	0	0	2	2	7	10	21						
45	OTERO	2540	FOWLER R-4J 7th		0	0	0	0	0	0	0	3	16	17	36						
45	OTERO	2540	FOWLER R-4J 8th		0	0	0	0	0	0	4	4	14	13	35						
45	OTERO	2540	FOWLER R-4J 9th		0	0	0	0	0	0	2	4	12	10	28						
45	OTERO	2540	FOWLER R-4J 10th		0	0	0	0	0	0	2	3	7	9	21						
45	OTERO	2540	FOWLER R-4J 11th		0	0	0	0	0	0	3	2	8	12	25						
45	OTERO	2540	FOWLER R-4J 12th		0	0	0	0	0	0	1	3	8	13	25						
45	OTERO	2540	FOWLER R-4J DISTRICT TOTAL		0	0	0	0	0	0	32	38	158	168	396						
45	OTERO	2560	CHERAW 31 PK		0	0	0	0	0	0	1	3	4	6	14						
45	OTERO	2560	CHERAW 31 K (Full-Day)		0	0	0	0	0	0	2	0	5	2	9						
45	OTERO	2560	CHERAW 31 1st		0	0	0	0	0	0	1	2	4	3	10						
45	OTERO	2560	CHERAW 31 3rd		0	0	0	0	0	0	2	2	1	6	11						
45	OTERO	2560	CHERAW 31 3rd		0	0	0	0	0	0	1	2	10	6	19						
45	OTERO	2560	CHERAW 31 4th		0	0	0	0	0	0	2	3	10	6	21						
45	OTERO	2560	CHERAW 31 5th		0	0	0	0	0	0	0	0	3	5	8						
45	OTERO	2560	CHERAW 31 6th		0	0	0	0	0	0	2	2	3	4	11						
45	OTERO	2560	CHERAW 31 7th		0	0	0	0	0	0	3	2	7	15	27						
45	OTERO	2560	CHERAW 31 8th		0	0	0	0	0	0	0	0	4	4	8						
45	OTERO	2560	CHERAW 31 9th		0	0	0	0	0	0	0	3	7	4	14						
45	OTERO	2560	CHERAW 31 10th		0	0	0	0	0	0	0	2	6	4	12						
45	OTERO	2560	CHERAW 31 11th		0	1	0	0	0	0	2	0	5	9	17						
45	OTERO	2560	CHERAW 31 12th		0	0	0	0	0	0	2	0	5	10	17						
45	OTERO	2560	CHERAW 31 DISTRICT TOTAL		0	1	0	0	0	2	16	21	74	84	198						
45	OTERO	2570	SWINK 33 PK		0	0	0	0	0	0	0	0	0	1	1						
45	OTERO	2570	SWINK 33 K (Half-Day)		0	0	0	1	0	0	2	3	14	9	29						
45	OTERO	2570	SWINK 33 1st		0	0	0	2	0	0	4	3	6	4	19						
45	OTERO	2570	SWINK 33 3rd		0	0	1	0	0	0	2	4	12	12	31						
45	OTERO	2570	SWINK 33 3rd		0	0	1	1	0	0	1	3	11	10	27						
45	OTERO	2570	SWINK 33 4th		0	0	0	0	0	0	5	5	6	9	25						
45	OTERO	2570	SWINK 33 5th		0	0	1	1	1	0	6	5	7	13	34						
45	OTERO	2570	SWINK 33 6th		0	0	1	0	0	0	1	7	8	13	30						
45	OTERO	2570	SWINK 33 7th		0	0	0	1	0	0	2	5	17	10	35						
45	OTERO	2570	SWINK 33 8th		0	0	0	1	0	0	6	2	13	10	32						
45	OTERO	2570	SWINK 33 9th		0	0	0	0	0	0	2	5	12	15	34						
45	OTERO	2570	SWINK 33 10th		0	0	0	0	0	0	4	4	10	12	30						
45	OTERO	2570	SWINK 33 11th		0	0	0	0	0	0	1	2	10	11	24						
45	OTERO	2570	SWINK 33 12th		0	0	0	0	0	0	4	2	15	10	31						



COLORADO DEPARTMENT OF EDUCATION
FALL 2006 PUPIL MEMBERSHIP BY COUNTY, DISTRICT, GRADE, RACE/ETHNICITY, AND GENDER

County Code	COUNTY	DISTRICT CODE	DISTRICT	GRADE	AMERICAN INDIAN OR ALASKAN NATIVE		AMERICAN INDIAN OR ALASKAN NATIVE		ASIAN OR PACIFIC ISLANDER		ASIAN OR PACIFIC ISLANDER		BLACK (NOT HISPANIC)		BLACK (NOT HISPANIC)		WHITE (NOT HISPANIC)		WHITE (NOT HISPANIC)		Total
					FEMALE	MALE	FEMALE	MALE	FEMALE	MALE	FEMALE	MALE	FEMALE	MALE	FEMALE	MALE	FEMALE	MALE			
45	OTERO	2570	SWINK 33	DISTRICT TOTAL	0	0	4	7	1	0	40	50	141	139	382						
45	COUNTY TOTAL				12	17	16	17	22	14	834	911	782	860	3,485						
46	OURAY	2580	OURAY R-1	PK	0	0	0	0	1	0	1	0	12	8	22						
46	OURAY	2580	OURAY R-1	K (Half-Day)	1	0	0	0	0	1	2	0	6	5	15						
46	OURAY	2580	OURAY R-1	1st	0	0	0	0	1	0	1	1	5	6	14						
46	OURAY	2580	OURAY R-1	3rd	0	0	1	0	0	0	0	1	8	8	18						
46	OURAY	2580	OURAY R-1	3rd	0	0	0	0	0	0	1	1	11	11	24						
46	OURAY	2580	OURAY R-1	4th	0	0	0	0	0	1	1	1	6	8	17						
46	OURAY	2580	OURAY R-1	5th	0	0	0	0	0	0	0	1	7	12	20						
46	OURAY	2580	OURAY R-1	6th	0	0	0	0	1	0	2	0	3	5	11						
46	OURAY	2580	OURAY R-1	7th	0	0	0	0	0	0	0	0	11	12	23						
46	OURAY	2580	OURAY R-1	8th	0	0	1	0	1	0	1	0	5	13	21						
46	OURAY	2580	OURAY R-1	9th	0	0	0	1	1	0	1	3	11	13	30						
46	OURAY	2580	OURAY R-1	10th	0	0	0	0	0	2	1	1	14	8	25						
46	OURAY	2580	OURAY R-1	11th	0	0	1	0	0	0	1	1	8	12	23						
46	OURAY	2580	OURAY R-1	12th	0	1	0	0	0	0	1	1	10	10	22						
46	OURAY	2580	OURAY R-1	DISTRICT TOTAL	1	1	3	1	5	2	13	11	117	131	285						
46	OURAY	2590	RIDGWAY R-2	PK	0	0	0	1	0	1	0	0	6	15	24						
46	OURAY	2590	RIDGWAY R-2	K (Half-Day)	0	0	0	0	0	2	0	13	10	26	10						
46	OURAY	2590	RIDGWAY R-2	1st	0	0	0	0	0	0	0	1	10	14	25						
46	OURAY	2590	RIDGWAY R-2	3rd	0	0	0	0	0	0	0	11	8	20	8						
46	OURAY	2590	RIDGWAY R-2	3rd	0	0	1	0	0	2	1	9	10	23	0						
46	OURAY	2590	RIDGWAY R-2	4th	0	0	0	0	0	0	0	7	11	19	0						
46	OURAY	2590	RIDGWAY R-2	5th	0	0	0	0	0	1	2	8	10	21	0						
46	OURAY	2590	RIDGWAY R-2	6th	0	0	0	0	0	2	1	14	15	33	0						
46	OURAY	2590	RIDGWAY R-2	7th	0	0	1	0	0	0	1	9	10	21	0						
46	OURAY	2590	RIDGWAY R-2	8th	0	0	1	0	0	3	1	17	12	34	0						
46	OURAY	2590	RIDGWAY R-2	9th	0	0	1	0	0	0	1	11	17	30	0						
46	OURAY	2590	RIDGWAY R-2	10th	0	0	0	0	0	0	1	10	8	19	0						
46	OURAY	2590	RIDGWAY R-2	11th	0	1	0	0	0	0	1	6	10	19	0						
46	OURAY	2590	RIDGWAY R-2	12th	0	1	0	0	0	0	0	10	8	18	0						
46	OURAY	2590	RIDGWAY R-2	DISTRICT TOTAL	0	3	5	2	1	1	11	10	141	158	332						
46	COUNTY TOTAL				1	4	8	3	6	3	24	21	258	289	617						
47	PARK	2600	PLATTE CANY	PK	0	1	1	0	0	1	6	4	32	44	90						
47	PARK	2600	PLATTE CANY	K (Half-Day)	0	0	0	0	0	0	0	1	11	4	16						
47	PARK	2600	PLATTE CANY	K (Full-Day)	2	0	0	0	1	0	3	2	29	22	59						
47	PARK	2600	PLATTE CANY	1st	0	0	0	0	0	0	1	4	26	43	75						
47	PARK	2600	PLATTE CANY	3rd	1	1	0	0	2	1	3	3	38	36	86						
47	PARK	2600	PLATTE CANY	3rd	2	0	0	0	0	4	2	29	39	76	0						
47	PARK	2600	PLATTE CANY	4th	1	1	0	1	1	1	1	28	37	72	0						
47	PARK	2600	PLATTE CANY	5th	3	2	1	1	0	1	2	1	34	39	84						
47	PARK	2600	PLATTE CANY	6th	1	0	2	2	1	1	3	2	34	43	90						
47	PARK	2600	PLATTE CANY	7th	2	2	2	0	0	2	4	3	42	41	98						
47	PARK	2600	PLATTE CANY	8th	1	0	1	1	1	0	4	1	53	61	123						
47	PARK	2600	PLATTE CANY	9th	1	2	0	0	0	2	4	59	57	125	0						
47	PARK	2600	PLATTE CANY	10th	4	2	1	1	1	0	4	3	52	71	139						
47	PARK	2600	PLATTE CANY	11th	1	2	0	3	0	0	3	4	39	45	97						
47	PARK	2600	PLATTE CANY	12th	0	1	0	2	1	2	4	4	53	48	115						
47	PARK	2600	PLATTE CANY	DISTRICT TOTAL	19	15	9	13	8	9	44	39	559	630	1,345						
47	PARK	2610	PARK COUNTY	PK	0	0	3	2	0	0	1	2	48	47	103						
47	PARK	2610	PARK COUNTY	K (Half-Day)	0	0	0	0	0	0	0	0	26	22	48						
47	PARK	2610	PARK COUNTY	1st	1	0	0	1	0	0	3	2	21	18	46						
47	PARK	2610	PARK COUNTY	3rd	0	0	0	0	0	0	1	2	23	23	49						
47	PARK	2610	PARK COUNTY	3rd	0	0	0	0	0	0	4	17	26	47	0						
47	PARK	2610	PARK COUNTY	4th	0	0	0	1	0	0	2	1	31	29	64						
47	PARK	2610	PARK COUNTY	5th	0	0	0	0	0	0	2	0	20	25	47						
47	PARK	2610	PARK COUNTY	6th	0	0	1	0	0	0	3	2	23	25	54						
47	PARK	2610	PARK COUNTY	7th	0	2	0	0	0	0	3	4	19	17	45						
47	PARK	2610	PARK COUNTY	8th	2	0	0	0	0	0	2	3	10	22	39						
47	PARK	2610	PARK COUNTY	9th	0	0	1	0	0	0	0	3	22	13	39						
47	PARK	2610	PARK COUNTY	10th	0	1	0	0	0	0	2	3	15	19	40						
47	PARK	2610	PARK COUNTY	11th	0	1	0	0	0	0	2	2	14	12	31						
47	PARK	2610	PARK COUNTY	12th	0	4	1	0	0	0	2	0	11	8	20						
47	PARK	2610	PARK COUNTY	DISTRICT TOTAL	3	4	6	4	0	0	21	28	300	306	672						
47	COUNTY TOTAL				22	19	15	17	8	9	65	67	859	936	2,017						
48	PHILLIPS	2620	HOLYOKE RE- K	(Half-Day)	0	0	0	0	0	0	0	0	0	2	2						
48	PHILLIPS	2620	HOLYOKE RE- K	(Full-Day)	0	0	0	0	0	0	7	6	15	8	36						

COLORADO DEPARTMENT OF EDUCATION
FALL 2006 PUPIL MEMBERSHIP BY COUNTY, DISTRICT, GRADE, RACE/ETHNICITY, AND GENDER

County Code	COUNTY	DISTRICT CODE	DISTRICT	GRADE	AMERICAN INDIAN OR ALASKAN NATIVE		AMERICAN INDIAN OR ALASKAN NATIVE		ASIAN OR PACIFIC ISLANDER		ASIAN OR PACIFIC ISLANDER		BLACK (NOT HISPANIC)		BLACK (NOT HISPANIC)		WHITE (NOT HISPANIC)		WHITE (NOT HISPANIC)		Total
					FEMALE	MALE	FEMALE	MALE	FEMALE	MALE	FEMALE	MALE	FEMALE	MALE	FEMALE	MALE	FEMALE	MALE			
48	PHILLIPS	2620	HOLYOKE RE- 1st		0	0	1	0	0	0	0	0	5	10	10	14	14	40			
48	PHILLIPS	2620	HOLYOKE RE- 3rd		0	0	0	0	0	0	0	11	11	14	13	13	49				
48	PHILLIPS	2620	HOLYOKE RE- 3rd		0	0	1	0	0	0	0	5	10	18	13	47					
48	PHILLIPS	2620	HOLYOKE RE- 4th		0	0	0	0	0	0	0	8	6	17	12	43					
48	PHILLIPS	2620	HOLYOKE RE- 5th		0	0	0	0	0	0	0	4	7	16	15	42					
48	PHILLIPS	2620	HOLYOKE RE- 6th		0	0	0	0	0	0	0	6	8	16	15	45					
48	PHILLIPS	2620	HOLYOKE RE- 7th		0	0	0	0	0	0	0	6	9	21	15	51					
48	PHILLIPS	2620	HOLYOKE RE- 8th		0	0	0	0	0	1	1	4	9	18	14	46					
48	PHILLIPS	2620	HOLYOKE RE- 9th		0	0	0	0	0	0	0	7	4	16	19	46					
48	PHILLIPS	2620	HOLYOKE RE- 10th		0	0	1	0	0	1	1	8	0	18	17	45					
48	PHILLIPS	2620	HOLYOKE RE- 11th		0	0	0	0	1	0	0	5	4	21	13	44					
48	PHILLIPS	2620	HOLYOKE RE- 12th		0	0	0	0	0	0	0	2	2	19	15	38					
48	PHILLIPS	2620	HOLYOKE RE- DISTRICT TOTAL		0	0	3	0	1	2	2	78	86	219	185	574					
48	PHILLIPS	2630	HAXTUN RE-2, PK		1	0	0	0	0	0	0	2	0	13	8	24					
48	PHILLIPS	2630	HAXTUN RE-2, K (Half-Day)		0	0	0	0	0	0	0	0	0	7	14	21					
48	PHILLIPS	2630	HAXTUN RE-2, 1st		0	0	0	0	0	0	0	0	3	9	8	20					
48	PHILLIPS	2630	HAXTUN RE-2, 3rd		0	0	0	0	0	1	1	1	1	9	8	20					
48	PHILLIPS	2630	HAXTUN RE-2, 3rd		0	0	0	0	0	1	1	0	1	11	11	25					
48	PHILLIPS	2630	HAXTUN RE-2, 4th		0	0	0	0	0	0	1	1	1	12	11	25					
48	PHILLIPS	2630	HAXTUN RE-2, 5th		0	0	0	0	2	1	1	1	0	10	9	23					
48	PHILLIPS	2630	HAXTUN RE-2, 6th		0	0	0	1	0	1	0	0	0	9	11	22					
48	PHILLIPS	2630	HAXTUN RE-2, 7th		0	0	0	0	0	0	0	0	1	6	16	23					
48	PHILLIPS	2630	HAXTUN RE-2, 8th		0	0	0	0	0	0	0	2	1	12	6	21					
48	PHILLIPS	2630	HAXTUN RE-2, 9th		0	0	0	0	0	0	0	0	0	7	14	21					
48	PHILLIPS	2630	HAXTUN RE-2, 10th		0	0	0	0	0	0	0	1	1	8	13	22					
48	PHILLIPS	2630	HAXTUN RE-2, 11th		0	0	1	1	0	0	0	1	0	18	6	26					
48	PHILLIPS	2630	HAXTUN RE-2, 12th		0	0	0	0	0	0	0	0	0	7	10	17					
48	PHILLIPS	2630	HAXTUN RE-2, DISTRICT TOTAL		1	0	1	1	1	3	4	8	9	138	145	310					
48	COUNTY TOTAL				1	0	4	1	4	6	86	95	357	330	884						
49	PITKIN	2640	ASPEN 1 PK		0	1	0	2	0	1	8	8	13	17	50						
49	PITKIN	2640	ASPEN 1 K (Full-Day)		0	0	0	0	0	1	8	5	54	46	114						
49	PITKIN	2640	ASPEN 1 1st		0	0	1	1	0	0	5	8	43	53	111						
49	PITKIN	2640	ASPEN 1 3rd		0	0	5	0	0	0	7	7	46	48	113						
49	PITKIN	2640	ASPEN 1 3rd		0	0	0	0	0	0	8	12	49	47	117						
49	PITKIN	2640	ASPEN 1 4th		0	0	2	0	0	0	9	4	48	47	108						
49	PITKIN	2640	ASPEN 1 5th		1	0	4	0	0	0	10	5	49	61	130						
49	PITKIN	2640	ASPEN 1 6th		1	0	1	0	0	0	12	10	32	41	99						
49	PITKIN	2640	ASPEN 1 7th		0	1	2	0	0	2	5	9	53	60	133						
49	PITKIN	2640	ASPEN 1 8th		0	1	2	0	0	0	9	5	46	45	108						
49	PITKIN	2640	ASPEN 1 9th		0	0	2	3	0	0	4	5	69	62	145						
49	PITKIN	2640	ASPEN 1 10th		0	0	0	2	0	1	4	10	44	53	114						
49	PITKIN	2640	ASPEN 1 11th		0	0	1	1	0	0	7	5	49	70	133						
49	PITKIN	2640	ASPEN 1 12th		0	0	3	1	0	3	4	6	53	60	130						
49	PITKIN	2640	ASPEN 1 DISTRICT TOTAL		2	3	22	13	0	8	100	99	648	710	1,605						
50	PROWERS	2650	GRANADA RE- PK		0	0	0	0	0	0	3	3	0	2	8						
50	PROWERS	2650	GRANADA RE- K (Full-Day)		0	0	0	0	0	0	7	7	2	2	18						
50	PROWERS	2650	GRANADA RE- 1st		0	0	0	0	0	0	4	4	3	4	15						
50	PROWERS	2650	GRANADA RE- 3rd		0	0	0	0	0	0	4	10	3	4	21						
50	PROWERS	2650	GRANADA RE- 3rd		0	0	0	0	0	0	5	4	1	2	12						
50	PROWERS	2650	GRANADA RE- 4th		0	0	0	0	1	0	12	7	0	2	22						
50	PROWERS	2650	GRANADA RE- 5th		0	0	0	0	0	0	5	6	5	0	16						
50	PROWERS	2650	GRANADA RE- 6th		0	0	0	0	1	0	9	11	3	7	31						
50	PROWERS	2650	GRANADA RE- 7th		0	0	0	0	0	0	8	4	3	2	17						
50	PROWERS	2650	GRANADA RE- 8th		0	0	0	0	0	0	5	13	2	2	22						
50	PROWERS	2650	GRANADA RE- 9th		0	0	0	0	0	0	5	7	0	3	15						
50	PROWERS	2650	GRANADA RE- 10th		0	0	0	0	0	0	6	11	3	5	25						
50	PROWERS	2650	GRANADA RE- 11th		0	0	0	0	0	0	8	5	2	3	18						
50	PROWERS	2650	GRANADA RE- 12th		0	0	0	0	0	0	6	9	3	5	23						
50	PROWERS	2650	GRANADA RE- DISTRICT TOTAL		0	0	0	0	2	0	87	101	30	43	263						
50	PROWERS	2660	LAMAR RE-2 PK		2	0	1	1	0	3	22	31	33	38	131						
50	PROWERS	2660	LAMAR RE-2 K (Full-Day)		1	0	0	0	0	1	38	45	28	23	136						
50	PROWERS	2660	LAMAR RE-2 1st		1	0	0	0	0	0	32	34	28	47	142						
50	PROWERS	2660	LAMAR RE-2 3rd		2	1	0	0	1	0	34	34	30	30	132						
50	PROWERS	2660	LAMAR RE-2 3rd		0	1	1	0	0	0	27	37	38	24	128						
50	PROWERS	2660	LAMAR RE-2 4th		0	0	0	0	3	0	23	31	27	39	123						
50	PROWERS	2660	LAMAR RE-2 5th		2	0	1	0	1	0	31	27	29	34	125						

COLORADO DEPARTMENT OF EDUCATION
FALL 2006 PUPIL MEMBERSHIP BY COUNTY, DISTRICT, GRADE, RACE/ETHNICITY, AND GENDER

County Code	COUNTY	DISTRICT CODE	DISTRICT	GRADE	AMERICAN INDIAN OR ALASKAN NATIVE		AMERICAN INDIAN OR ALASKAN NATIVE		ASIAN OR PACIFIC ISLANDER		ASIAN OR PACIFIC ISLANDER		BLACK (NOT HISPANIC)		BLACK (NOT HISPANIC)		WHITE (NOT HISPANIC)		WHITE (NOT HISPANIC)		Total
					FEMALE	MALE	FEMALE	MALE	FEMALE	MALE	FEMALE	MALE	FEMALE	MALE	FEMALE	MALE	FEMALE	MALE			
50	PROWERS	2660	LAMAR RE-2 6th		0	0	0	0	0	0	0	0	33	34	37	26	130				
50	PROWERS	2660	LAMAR RE-2 7th		0	0	1	0	1	1	1	27	41	23	38	132					
50	PROWERS	2660	LAMAR RE-2 8th		0	0	0	1	0	1	1	27	34	20	30	113					
50	PROWERS	2660	LAMAR RE-2 9th		1	0	0	0	0	0	0	23	37	27	28	116					
50	PROWERS	2660	LAMAR RE-2 10th		0	1	0	0	0	0	0	22	22	31	33	109					
50	PROWERS	2660	LAMAR RE-2 11th		1	0	1	0	1	1	1	23	22	19	29	97					
50	PROWERS	2660	LAMAR RE-2 12th		0	0	2	1	0	1	1	18	21	30	33	106					
50	PROWERS	2660	LAMAR RE-2 DISTRICT TOTAL		10	3	7	3	7	8	380	450	400	452	1,720						
50	PROWERS	2670	HOLLY RE-3 PK		0	0	0	0	0	0	0	8	6	5	4	23					
50	PROWERS	2670	HOLLY RE-3 K (Full-Day)		0	0	0	0	0	0	0	6	6	6	9	27					
50	PROWERS	2670	HOLLY RE-3 1st		0	1	0	0	0	0	0	5	9	5	5	25					
50	PROWERS	2670	HOLLY RE-3 3rd		0	0	0	0	0	0	0	6	6	6	8	26					
50	PROWERS	2670	HOLLY RE-3 3rd		1	0	0	0	0	0	0	4	3	2	9	19					
50	PROWERS	2670	HOLLY RE-3 4th		0	1	0	0	0	0	0	6	7	2	7	23					
50	PROWERS	2670	HOLLY RE-3 5th		0	0	0	0	0	0	0	5	8	6	6	25					
50	PROWERS	2670	HOLLY RE-3 6th		0	0	0	0	0	0	0	6	2	4	10	22					
50	PROWERS	2670	HOLLY RE-3 7th		0	0	0	0	0	0	1	6	7	8	22						
50	PROWERS	2670	HOLLY RE-3 8th		0	0	0	0	0	0	0	6	8	8	5	27					
50	PROWERS	2670	HOLLY RE-3 9th		0	0	0	0	0	0	0	0	4	5	7	16					
50	PROWERS	2670	HOLLY RE-3 10th		0	0	0	0	0	0	1	2	8	8	19						
50	PROWERS	2670	HOLLY RE-3 11th		0	0	0	0	0	0	1	3	10	5	19						
50	PROWERS	2670	HOLLY RE-3 12th		0	0	0	0	0	0	5	2	5	13	25						
50	PROWERS	2670	HOLLY RE-3 DISTRICT TOTAL		1	0	0	0	0	0	60	72	79	104	318						
50	PROWERS	2680	WILEY RE-13 JPK		0	3	0	0	0	0	0	3	2	5	5	18					
50	PROWERS	2680	WILEY RE-13 JK (Full-Day)		0	0	0	0	0	0	0	3	1	4	12	20					
50	PROWERS	2680	WILEY RE-13 J1st		0	0	0	0	0	0	0	2	1	10	5	18					
50	PROWERS	2680	WILEY RE-13 J3rd		0	0	1	0	0	0	0	2	3	3	5	14					
50	PROWERS	2680	WILEY RE-13 J3rd		1	0	0	0	0	0	0	2	2	6	5	16					
50	PROWERS	2680	WILEY RE-13 J4th		0	0	0	0	0	0	0	4	4	5	8	21					
50	PROWERS	2680	WILEY RE-13 J5th		0	0	0	0	0	0	0	3	3	8	6	20					
50	PROWERS	2680	WILEY RE-13 J6th		0	0	0	0	0	0	0	3	6	11	9	29					
50	PROWERS	2680	WILEY RE-13 J7th		0	0	0	0	0	0	0	7	6	5	8	26					
50	PROWERS	2680	WILEY RE-13 J8th		1	0	0	0	0	0	0	2	2	5	9	19					
50	PROWERS	2680	WILEY RE-13 J9th		0	0	0	0	0	0	0	3	2	7	4	16					
50	PROWERS	2680	WILEY RE-13 J10th		0	0	0	0	0	0	0	0	5	19	8	32					
50	PROWERS	2680	WILEY RE-13 J11th		0	0	1	0	0	0	0	3	1	11	7	23					
50	PROWERS	2680	WILEY RE-13 J12th		0	0	0	0	0	0	0	3	0	11	9	20					
50	PROWERS	2680	WILEY RE-13 JDISTRICT TOTAL		2	3	2	0	0	0	37	38	110	100	292						
50	COUNTY TOTAL				13	8	9	3	9	8	564	661	619	699	2,593						
51	PUEBLO	2690	PUEBLO CITY PK		1	2	5	5	13	13	267	295	93	100	794						
51	PUEBLO	2690	PUEBLO CITY K (Half-Day)		5	3	4	3	7	13	227	262	101	109	734						
51	PUEBLO	2690	PUEBLO CITY K (Full-Day)		2	3	1	1	7	8	238	257	85	82	684						
51	PUEBLO	2690	PUEBLO CITY 1st		3	6	10	3	15	20	476	469	188	219	1,409						
51	PUEBLO	2690	PUEBLO CITY 3rd		9	2	5	5	13	23	429	452	200	216	1,354						
51	PUEBLO	2690	PUEBLO CITY 3rd		9	9	3	5	15	23	385	420	220	195	1,284						
51	PUEBLO	2690	PUEBLO CITY 4th		6	4	3	5	17	19	377	413	228	217	1,289						
51	PUEBLO	2690	PUEBLO CITY 5th		9	14	6	2	23	7	369	396	236	247	1,309						
51	PUEBLO	2690	PUEBLO CITY 6th		8	5	2	4	24	22	367	381	219	235	1,267						
51	PUEBLO	2690	PUEBLO CITY 7th		8	6	2	1	23	21	370	420	204	209	1,264						
51	PUEBLO	2690	PUEBLO CITY 8th		8	13	5	4	12	21	402	446	207	250	1,368						
51	PUEBLO	2690	PUEBLO CITY 9th		15	20	6	10	18	24	494	575	305	354	1,821						
51	PUEBLO	2690	PUEBLO CITY 10th		4	5	4	1	18	18	322	363	246	241	1,222						
51	PUEBLO	2690	PUEBLO CITY 11th		14	8	9	3	14	16	282	309	215	233	1,103						
51	PUEBLO	2690	PUEBLO CITY 12th		12	13	7	3	11	12	250	241	222	242	1,013						
51	PUEBLO	2690	PUEBLO CITY DISTRICT TOTAL		113	113	72	55	230	260	5,255	5,699	2,969	3,149	17,915						
51	PUEBLO	2700	PUEBLO COU PK		1	1	1	1	2	2	33	31	63	108	243						
51	PUEBLO	2700	PUEBLO COU K (Half-Day)		3	3	4	1	4	3	64	63	165	162	472						
51	PUEBLO	2700	PUEBLO COU K (Full-Day)		0	0	0	0	1	0	12	14	43	29	99						
51	PUEBLO	2700	PUEBLO COU 1st		2	6	3	3	7	5	100	93	193	213	625						
51	PUEBLO	2700	PUEBLO COU 3rd		5	5	1	3	3	11	76	86	178	241	609						
51	PUEBLO	2700	PUEBLO COU 3rd		3	3	1	2	3	5	92	88	198	229	624						
51	PUEBLO	2700	PUEBLO COU 4th		4	0	2	1	1	6	66	93	226	215	614						
51	PUEBLO	2700	PUEBLO COU 5th		3	1	0	1	6	10	96	82	211	242	652						
51	PUEBLO	2700	PUEBLO COU 6th		3	4	2	1	4	12	92	104	250	266	738						
51	PUEBLO	2700	PUEBLO COU 7th		3	3	2	2	4	2	93	115	273	266	763						
51	PUEBLO	2700	PUEBLO COU 8th		1	4	0	1	3	8	80	93	274	255	719						
51	PUEBLO	2700	PUEBLO COU 9th		2	6	2	1	2	2	102	80	236	238	671						

**COLORADO DEPARTMENT OF EDUCATION
FALL 2006 PUPIL MEMBERSHIP BY COUNTY, DISTRICT, GRADE, RACE/ETHNICITY, AND GENDER**

County Code	COUNTY	DISTRICT CODE	DISTRICT	GRADE	AMERICAN INDIAN OR ALASKAN NATIVE		AMERICAN INDIAN OR ALASKAN NATIVE		ASIAN OR PACIFIC ISLANDER		BLACK (NOT HISPANIC)		BLACK (NOT HISPANIC)		WHITE (NOT HISPANIC)		WHITE (NOT HISPANIC)		Total
					FEMALE	MALE	FEMALE	MALE	FEMALE	MALE	FEMALE	MALE	FEMALE	MALE	FEMALE	MALE			
53	RIO GRANDE	2750	SARGENT RE-3rd		0	0	0	0	1	0	0	3	3	14	8			29	
53	RIO GRANDE	2750	SARGENT RE-3rd		0	0	0	0	0	0	6	4	9	10			29		
53	RIO GRANDE	2750	SARGENT RE-4th		1	1	0	0	1	0	3	7	15	12			40		
53	RIO GRANDE	2750	SARGENT RE-5th		0	0	0	0	0	0	4	7	10	9			30		
53	RIO GRANDE	2750	SARGENT RE-6th		0	1	1	0	0	0	6	5	11	17			41		
53	RIO GRANDE	2750	SARGENT RE-7th		0	0	0	0	0	0	7	6	8	13			34		
53	RIO GRANDE	2750	SARGENT RE-8th		1	0	0	0	0	0	5	5	20	10			41		
53	RIO GRANDE	2750	SARGENT RE-9th		1	0	0	0	0	0	5	8	9	16			39		
53	RIO GRANDE	2750	SARGENT RE-10th		0	0	0	1	0	0	3	3	11	16			34		
53	RIO GRANDE	2750	SARGENT RE-11th		0	0	1	1	0	0	7	4	16	16			45		
53	RIO GRANDE	2750	SARGENT RE-12th		0	0	0	0	1	0	3	3	6	15			27		
53	RIO GRANDE	2750	SARGENT RE-DISTRICT TOTAL		3	3	2	4	1	1	62	65	157	166			464		
53	COUNTY TOTAL				19	20	5	9	17	14	593	577	495	523			2,272		
54	ROUTT	2760	HAYDEN RE-1 PK		0	0	0	0	0	0	4	1	6	16			27		
54	ROUTT	2760	HAYDEN RE-1 K (Full-Day)		0	0	0	1	0	0	4	0	13	15			33		
54	ROUTT	2760	HAYDEN RE-1 1st		0	0	0	0	0	0	4	2	11	14			31		
54	ROUTT	2760	HAYDEN RE-1 3rd		0	0	0	0	0	0	1	0	6	19			26		
54	ROUTT	2760	HAYDEN RE-1 3rd		0	0	0	0	0	0	1	0	7	17			25		
54	ROUTT	2760	HAYDEN RE-1 4th		0	0	0	0	0	1	0	2	9	14			26		
54	ROUTT	2760	HAYDEN RE-1 5th		0	1	0	0	0	0	0	0	15	14			30		
54	ROUTT	2760	HAYDEN RE-1 6th		0	0	0	0	0	0	1	1	11	17			30		
54	ROUTT	2760	HAYDEN RE-1 7th		1	0	0	0	0	0	2	2	18	8			31		
54	ROUTT	2760	HAYDEN RE-1 8th		1	0	0	0	0	0	0	1	20	20			43		
54	ROUTT	2760	HAYDEN RE-1 9th		0	0	0	0	0	0	2	3	16	20			41		
54	ROUTT	2760	HAYDEN RE-1 10th		1	0	0	0	0	0	0	0	17	14			32		
54	ROUTT	2760	HAYDEN RE-1 11th		1	0	0	0	0	0	0	0	16	21			38		
54	ROUTT	2760	HAYDEN RE-1 12th		0	0	0	0	0	0	1	1	21	12			35		
54	ROUTT	2760	HAYDEN RE-1 DISTRICT TOTAL		4	0	0	1	1	1	20	13	186	221			448		
54	ROUTT	2770	STEAMBOAT 5PK		0	0	3	1	1	1	4	2	22	31			66		
54	ROUTT	2770	STEAMBOAT 5K (Half-Day)		0	1	1	1	0	0	9	8	44	54			118		
54	ROUTT	2770	STEAMBOAT 51st		0	0	1	1	0	0	6	4	72	71			156		
54	ROUTT	2770	STEAMBOAT 53rd		1	0	0	1	0	0	5	4	73	81			165		
54	ROUTT	2770	STEAMBOAT 53rd		0	0	1	1	0	0	4	6	72	75			158		
54	ROUTT	2770	STEAMBOAT 54th		1	0	0	1	0	1	6	6	65	64			145		
54	ROUTT	2770	STEAMBOAT 55th		0	0	0	0	0	0	6	3	78	72			163		
54	ROUTT	2770	STEAMBOAT 56th		0	0	0	0	0	0	3	5	69	65			145		
54	ROUTT	2770	STEAMBOAT 57th		1	1	2	1	0	1	0	5	61	68			139		
54	ROUTT	2770	STEAMBOAT 58th		1	0	0	0	0	1	7	4	74	86			175		
54	ROUTT	2770	STEAMBOAT 59th		1	0	2	1	0	1	5	4	80	88			182		
54	ROUTT	2770	STEAMBOAT 510th		0	1	0	1	0	0	3	5	63	77			150		
54	ROUTT	2770	STEAMBOAT 511th		1	0	1	0	0	0	4	1	83	99			189		
54	ROUTT	2770	STEAMBOAT 512th		0	0	1	0	1	0	2	4	55	73			136		
54	ROUTT	2770	STEAMBOAT 5DISTRICT TOTAL		6	5	16	12	2	6	64	61	911	1,004			2,087		
54	ROUTT	2780	SOUTH ROUT1PK		0	0	0	0	1	0	1	1	23	19			45		
54	ROUTT	2780	SOUTH ROUT1K (Full-Day)		1	0	0	1	0	0	1	0	17	18			39		
54	ROUTT	2780	SOUTH ROUT11st		0	0	0	0	0	1	0	2	16	16			35		
54	ROUTT	2780	SOUTH ROUT13rd		0	0	1	0	0	0	1	3	20	6			31		
54	ROUTT	2780	SOUTH ROUT13rd		0	0	0	0	0	1	2	2	11	14			30		
54	ROUTT	2780	SOUTH ROUT14th		0	0	1	0	0	0	1	1	11	12			26		
54	ROUTT	2780	SOUTH ROUT15th		0	0	0	1	0	0	0	1	7	11			20		
54	ROUTT	2780	SOUTH ROUT16th		0	0	0	0	0	0	2	1	15	9			27		
54	ROUTT	2780	SOUTH ROUT17th		0	0	0	0	0	0	0	3	12	10			25		
54	ROUTT	2780	SOUTH ROUT18th		0	0	1	0	0	0	1	0	13	14			29		
54	ROUTT	2780	SOUTH ROUT19th		0	0	0	0	0	0	2	2	15	20			39		
54	ROUTT	2780	SOUTH ROUT110th		1	1	0	0	0	0	2	0	16	14			34		
54	ROUTT	2780	SOUTH ROUT111th		0	1	0	0	0	0	0	2	20	15			38		
54	ROUTT	2780	SOUTH ROUT112th		0	0	0	0	0	0	2	0	16	21			39		
54	ROUTT	2780	SOUTH ROUT1DISTRICT TOTAL		2	2	3	2	2	2	15	18	212	199			457		
54	COUNTY TOTAL				12	9	19	15	4	9	99	92	1,309	1,424			2,992		
55	SAGUACHE	2790	MOUNTAIN VA PK		1	0	0	0	0	0	2	2	2	1			8		
55	SAGUACHE	2790	MOUNTAIN VA K (Half-Day)		0	1	0	0	0	0	3	0	1	6			6		
55	SAGUACHE	2790	MOUNTAIN VA 1st		1	0	0	0	0	0	0	0	2	3			3		
55	SAGUACHE	2790	MOUNTAIN VA 3rd		0	1	0	0	0	0	0	2	5	3			11		
55	SAGUACHE	2790	MOUNTAIN VA 3rd		0	0	0	0	0	0	2	1	1	3			7		
55	SAGUACHE	2790	MOUNTAIN VA 4th		0	0	0	0	0	0	1	2	1	2			6		
55	SAGUACHE	2790	MOUNTAIN VA 5th		0	0	0	0	0	0	0	2	6	2			10		
55	SAGUACHE	2790	MOUNTAIN VA 6th		2	0	0	0	0	0	2	1	1	2			8		



COLORADO DEPARTMENT OF EDUCATION
FALL 2006 PUPIL MEMBERSHIP BY COUNTY, DISTRICT, GRADE, RACE/ETHNICITY, AND GENDER

County Code	COUNTY	DISTRICT CODE	DISTRICT	GRADE	AMERICAN INDIAN OR ALASKAN NATIVE		ASIAN OR PACIFIC ISLANDER		BLACK (NOT HISPANIC)		HISPANIC		WHITE (NOT HISPANIC)		Total
					FEMALE	MALE	FEMALE	MALE	FEMALE	MALE	FEMALE	MALE	FEMALE	MALE	
55	SAGUACHE	2790	MOUNTAIN VA 7th		0	0	0	0	0	0	2	1	4	3	10
55	SAGUACHE	2790	MOUNTAIN VA 8th		0	1	0	0	0	0	0	3	3	9	16
55	SAGUACHE	2790	MOUNTAIN VA 9th		0	0	0	0	1	0	2	3	5	16	5
55	SAGUACHE	2790	MOUNTAIN VA 10th		0	0	0	0	0	0	3	2	3	2	10
55	SAGUACHE	2790	MOUNTAIN VA 11th		0	1	0	0	0	0	1	3	1	1	7
55	SAGUACHE	2790	MOUNTAIN VA 12th		0	0	0	0	0	0	3	1	4	3	11
55	SAGUACHE	2790	MOUNTAIN VA DISTRICT TOTAL		4	4	0	0	1	0	21	23	37	39	129
55	SAGUACHE	2800	MOFFAT 2 PK		0	0	1	0	0	0	1	1	5	5	13
55	SAGUACHE	2800	MOFFAT 2 K (Half-Day)		2	0	0	0	0	1	0	1	6	8	18
55	SAGUACHE	2800	MOFFAT 2 1st		0	2	0	0	0	0	2	1	5	6	16
55	SAGUACHE	2800	MOFFAT 2 3rd		1	0	0	1	0	0	4	2	7	9	24
55	SAGUACHE	2800	MOFFAT 2 3rd		0	0	0	1	0	0	0	1	2	6	10
55	SAGUACHE	2800	MOFFAT 2 4th		0	0	0	2	0	0	0	2	3	9	16
55	SAGUACHE	2800	MOFFAT 2 5th		0	1	0	0	0	0	0	1	11	4	17
55	SAGUACHE	2800	MOFFAT 2 6th		0	0	1	0	0	0	0	2	6	6	15
55	SAGUACHE	2800	MOFFAT 2 7th		2	1	0	1	0	0	2	0	4	4	14
55	SAGUACHE	2800	MOFFAT 2 8th		0	0	0	0	0	0	1	0	9	11	21
55	SAGUACHE	2800	MOFFAT 2 9th		0	0	0	0	0	0	1	1	6	6	14
55	SAGUACHE	2800	MOFFAT 2 10th		1	0	0	0	0	0	0	0	3	5	9
55	SAGUACHE	2800	MOFFAT 2 11th		0	0	0	0	0	0	2	1	5	6	14
55	SAGUACHE	2800	MOFFAT 2 12th		0	0	0	0	0	1	1	2	6	9	19
55	SAGUACHE	2800	MOFFAT 2 DISTRICT TOTAL		6	2	5	2	2	14	15	78	94	220	
55	SAGUACHE	2810	CENTER 26 JT PK		1	0	0	0	0	0	7	10	2	2	22
55	SAGUACHE	2810	CENTER 26 JK (Full-Day)		1	0	0	0	0	18	32	1	1	54	1
55	SAGUACHE	2810	CENTER 26 JT 1st		0	0	0	0	0	19	20	3	2	44	3
55	SAGUACHE	2810	CENTER 26 JT 3rd		0	0	0	0	0	1	25	24	4	3	58
55	SAGUACHE	2810	CENTER 26 JT 3rd		0	0	0	0	0	0	24	25	2	0	51
55	SAGUACHE	2810	CENTER 26 JT 4th		0	0	0	1	0	0	22	12	2	1	38
55	SAGUACHE	2810	CENTER 26 JT 5th		0	0	0	0	0	0	12	20	0	2	34
55	SAGUACHE	2810	CENTER 26 JT 6th		0	0	0	0	0	0	19	13	3	4	39
55	SAGUACHE	2810	CENTER 26 JT 7th		0	0	0	0	0	0	19	15	3	0	37
55	SAGUACHE	2810	CENTER 26 JT 8th		0	1	0	0	0	0	24	19	3	1	48
55	SAGUACHE	2810	CENTER 26 JT 9th		0	0	0	0	0	0	25	22	6	1	54
55	SAGUACHE	2810	CENTER 26 JT 10th		1	0	0	0	0	0	25	30	4	0	61
55	SAGUACHE	2810	CENTER 26 JT 11th		0	0	1	0	0	0	13	10	4	5	33
55	SAGUACHE	2810	CENTER 26 JT 12th		1	0	2	0	0	0	17	25	3	4	51
55	SAGUACHE	2810	CENTER 26 JT DISTRICT TOTAL		4	4	3	1	1	269	277	40	26	624	
55	COUNTY TOTAL				14	12	4	2	3	304	315	155	159	973	
56	SAN JUAN	2820	SILVERTON 1 PK		0	0	0	0	0	0	1	0	3	3	7
56	SAN JUAN	2820	SILVERTON 1 K (Half-Day)		0	0	0	0	0	0	0	1	2	4	7
56	SAN JUAN	2820	SILVERTON 1 1st		0	0	0	0	0	0	0	1	0	4	5
56	SAN JUAN	2820	SILVERTON 1 3rd		0	0	0	0	0	0	1	1	2	2	6
56	SAN JUAN	2820	SILVERTON 1 3rd		1	0	0	0	0	0	0	1	4	4	10
56	SAN JUAN	2820	SILVERTON 1 4th		0	0	0	0	0	0	0	0	1	1	2
56	SAN JUAN	2820	SILVERTON 1 5th		0	0	0	0	0	0	0	2	0	3	5
56	SAN JUAN	2820	SILVERTON 1 6th		0	1	0	0	0	0	0	1	5	0	7
56	SAN JUAN	2820	SILVERTON 1 7th		0	0	0	0	0	0	1	0	0	0	1
56	SAN JUAN	2820	SILVERTON 1 8th		0	0	0	0	0	0	0	1	1	0	2
56	SAN JUAN	2820	SILVERTON 1 9th		0	1	0	0	0	0	1	0	2	2	6
56	SAN JUAN	2820	SILVERTON 1 10th		0	0	0	0	0	0	0	1	0	1	2
56	SAN JUAN	2820	SILVERTON 1 11th		0	0	0	0	0	0	0	0	1	3	4
56	SAN JUAN	2820	SILVERTON 1 12th		0	0	0	0	0	0	4	0	1	1	2
56	SAN JUAN	2820	SILVERTON 1 DISTRICT TOTAL		1	2	0	0	0	4	9	22	28	66	
56	COUNTY TOTAL				1	2	0	0	0	4	9	22	28	66	
57	SAN MIGUEL	2830	TELLURIDE R- K (Half-Day)		0	0	0	0	0	1	8	5	24	21	59
57	SAN MIGUEL	2830	TELLURIDE R- 1st		0	0	0	0	0	1	2	6	19	20	48
57	SAN MIGUEL	2830	TELLURIDE R- 3rd		1	0	0	0	0	0	8	2	24	21	56
57	SAN MIGUEL	2830	TELLURIDE R- 3rd		1	0	0	0	0	1	3	6	27	25	63
57	SAN MIGUEL	2830	TELLURIDE R- 4th		0	0	1	0	0	0	6	3	17	24	51
57	SAN MIGUEL	2830	TELLURIDE R- 5th		0	1	0	0	0	0	8	2	18	24	53
57	SAN MIGUEL	2830	TELLURIDE R- 6th		0	0	0	0	0	1	2	2	24	21	50
57	SAN MIGUEL	2830	TELLURIDE R- 7th		1	0	0	0	1	1	3	1	29	12	48
57	SAN MIGUEL	2830	TELLURIDE R- 8th		1	0	0	0	0	0	3	4	20	15	43
57	SAN MIGUEL	2830	TELLURIDE R- 9th		0	0	0	0	0	0	3	2	9	25	39
57	SAN MIGUEL	2830	TELLURIDE R- 10th		0	1	0	0	0	0	3	3	18	22	47
57	SAN MIGUEL	2830	TELLURIDE R- 11th		1	0	0	0	0	0	3	2	26	25	57
57	SAN MIGUEL	2830	TELLURIDE R- 12th		0	0	0	0	1	0	2	2	17	17	39


COLORADO DEPARTMENT OF EDUCATION
FALL 2006 PUPIL MEMBERSHIP BY COUNTY, DISTRICT, GRADE, RACE/ETHNICITY, AND GENDER

County Code	COUNTY	DISTRICT CODE	DISTRICT	GRADE	AMERICAN INDIAN OR ALASKAN NATIVE		ASIAN OR PACIFIC ISLANDER		BLACK (NOT HISPANIC)		HISPANIC		WHITE (NOT HISPANIC)		Total
					FEMALE	MALE	FEMALE	MALE	FEMALE	MALE	FEMALE	MALE	FEMALE	MALE	
57	SAN MIGUEL	2830	TELLURIDE R- DISTRICT TOTAL		5	2	1	0	2	5	54	40	272	272	653
57	SAN MIGUEL	2840	NORWOOD R-: PK		0	0	1	0	0	0	1	0	13	11	26
57	SAN MIGUEL	2840	NORWOOD R-: K (Half-Day)		0	0	0	0	0	0	1	0	10	7	18
57	SAN MIGUEL	2840	NORWOOD R-: 1st		0	1	0	0	0	0	1	4	9	15	15
57	SAN MIGUEL	2840	NORWOOD R-: 3rd		0	0	0	0	1	0	0	11	7	19	19
57	SAN MIGUEL	2840	NORWOOD R-: 3rd		0	0	0	0	0	0	0	9	10	19	19
57	SAN MIGUEL	2840	NORWOOD R-: 4th		0	0	0	0	0	0	1	10	7	18	18
57	SAN MIGUEL	2840	NORWOOD R-: 5th		0	0	0	0	0	0	0	9	10	19	19
57	SAN MIGUEL	2840	NORWOOD R-: 6th		0	0	0	0	0	0	0	11	9	20	20
57	SAN MIGUEL	2840	NORWOOD R-: 7th		1	0	0	0	0	0	0	5	10	16	16
57	SAN MIGUEL	2840	NORWOOD R-: 8th		0	0	0	0	1	0	1	5	13	20	20
57	SAN MIGUEL	2840	NORWOOD R-: 9th		0	0	0	0	0	0	0	10	8	18	18
57	SAN MIGUEL	2840	NORWOOD R-: 10th		0	0	0	0	0	0	0	12	16	28	28
57	SAN MIGUEL	2840	NORWOOD R-: 11th		0	0	0	0	1	0	1	18	9	29	29
57	SAN MIGUEL	2840	NORWOOD R-: 12th		0	0	1	0	0	2	0	4	7	11	11
57	SAN MIGUEL	2840	NORWOOD R-: DISTRICT TOTAL		1	1	1	0	1	2	2	4	131	133	276
57	COUNTY TOTAL				6	3	2	0	3	7	56	44	403	405	929
58	SEDGWICK	2862	JULESBURG RPK		0	0	0	0	0	1	4	9	7	10	31
58	SEDGWICK	2862	JULESBURG RK (Full-Day)		0	0	0	0	0	0	3	0	6	6	15
58	SEDGWICK	2862	JULESBURG R 1st		1	0	0	0	0	1	2	5	5	16	16
58	SEDGWICK	2862	JULESBURG R 3rd		0	1	0	0	0	5	2	5	6	20	20
58	SEDGWICK	2862	JULESBURG R 3rd		0	0	0	0	0	0	1	7	7	15	15
58	SEDGWICK	2862	JULESBURG R 4th		0	0	0	0	0	2	4	6	6	18	18
58	SEDGWICK	2862	JULESBURG R 5th		0	0	0	0	0	3	0	4	6	13	13
58	SEDGWICK	2862	JULESBURG R 6th		0	0	0	0	2	2	11	11	26	26	
58	SEDGWICK	2862	JULESBURG R 7th		0	0	0	0	0	4	3	9	8	25	25
58	SEDGWICK	2862	JULESBURG R 8th		0	0	0	1	0	3	4	7	13	28	28
58	SEDGWICK	2862	JULESBURG R 9th		0	0	0	0	0	2	3	8	10	23	23
58	SEDGWICK	2862	JULESBURG R 10th		0	0	0	0	0	3	6	8	10	27	27
58	SEDGWICK	2862	JULESBURG R 11th		0	1	0	0	0	1	0	12	2	16	16
58	SEDGWICK	2862	JULESBURG R 12th		0	0	0	0	0	0	4	5	6	15	15
58	SEDGWICK	2862	JULESBURG R DISTRICT TOTAL		1	1	3	1	2	1	33	40	100	106	288
58	SEDGWICK	2865	PLATTE VALLEK (Full-Day)		0	0	0	0	0	1	1	4	4	1	7
58	SEDGWICK	2865	PLATTE VALLE 1st		0	0	0	0	0	2	1	3	4	10	10
58	SEDGWICK	2865	PLATTE VALLE 3rd		0	0	0	0	0	0	2	2	2	7	11
58	SEDGWICK	2865	PLATTE VALLE 3rd		0	0	0	0	0	2	0	2	7	11	11
58	SEDGWICK	2865	PLATTE VALLE 4th		0	0	0	0	0	2	0	2	6	10	10
58	SEDGWICK	2865	PLATTE VALLE 5th		0	0	0	0	1	0	0	2	5	8	8
58	SEDGWICK	2865	PLATTE VALLE 6th		0	0	0	0	0	0	0	1	2	3	3
58	SEDGWICK	2865	PLATTE VALLE 7th		0	0	0	0	1	0	0	4	2	8	8
58	SEDGWICK	2865	PLATTE VALLE 8th		0	0	0	0	0	0	1	1	3	4	4
58	SEDGWICK	2865	PLATTE VALLE 9th		0	0	0	0	0	1	1	3	4	9	9
58	SEDGWICK	2865	PLATTE VALLE 10th		0	0	0	0	0	0	2	2	6	10	10
58	SEDGWICK	2865	PLATTE VALLE 11th		0	0	0	0	0	0	3	3	5	11	11
58	SEDGWICK	2865	PLATTE VALLE 12th		0	0	0	0	1	0	1	0	3	4	4
58	SEDGWICK	2865	PLATTE VALLE DISTRICT TOTAL		0	0	0	0	1	1	8	12	29	55	106
58	COUNTY TOTAL				1	1	3	1	3	2	41	52	129	161	394
59	SUMMIT	3000	SUMMIT RE-1 PK		0	0	3	0	0	0	27	25	37	32	124
59	SUMMIT	3000	SUMMIT RE-1 K (Half-Day)		0	0	0	2	1	0	6	3	15	19	46
59	SUMMIT	3000	SUMMIT RE-1 K (Full-Day)		0	0	2	3	1	0	41	37	83	63	230
59	SUMMIT	3000	SUMMIT RE-1 1st		1	0	1	1	0	1	37	26	75	82	224
59	SUMMIT	3000	SUMMIT RE-1 3rd		0	0	2	3	1	0	35	40	71	70	222
59	SUMMIT	3000	SUMMIT RE-1 3rd		0	0	3	1	0	28	25	65	72	195	195
59	SUMMIT	3000	SUMMIT RE-1 4th		0	0	1	2	1	0	27	18	77	83	209
59	SUMMIT	3000	SUMMIT RE-1 5th		0	1	2	1	0	1	22	22	64	89	202
59	SUMMIT	3000	SUMMIT RE-1 6th		0	0	0	0	0	1	23	31	74	71	200
59	SUMMIT	3000	SUMMIT RE-1 7th		0	0	3	2	1	2	33	31	83	83	238
59	SUMMIT	3000	SUMMIT RE-1 8th		0	0	1	2	1	0	27	17	87	75	210
59	SUMMIT	3000	SUMMIT RE-1 9th		0	0	2	3	0	0	30	30	74	95	234
59	SUMMIT	3000	SUMMIT RE-1 10th		0	0	1	2	0	1	20	25	92	93	234
59	SUMMIT	3000	SUMMIT RE-1 11th		0	0	2	2	2	1	12	13	83	110	225
59	SUMMIT	3000	SUMMIT RE-1 12th		2	1	1	1	0	1	12	13	85	89	205
59	SUMMIT	3000	SUMMIT RE-1 DISTRICT TOTAL		3	2	24	25	9	8	380	356	1,065	1,126	2,998
59	COUNTY TOTAL				3	2	24	25	9	8	380	356	1,065	1,126	2,998
60	TELLER	3010	CRIPPLE CREIPK		2	0	0	0	0	0	0	4	23	24	53
60	TELLER	3010	CRIPPLE CREIK (Full-Day)		0	0	0	0	0	0	0	2	12	13	27
60	TELLER	3010	CRIPPLE CREI1st		2	1	0	0	1	0	1	3	11	13	32



COLORADO DEPARTMENT OF EDUCATION
FALL 2006 PUPIL MEMBERSHIP BY COUNTY, DISTRICT, GRADE, RACE/ETHNICITY, AND GENDER

County Code	COUNTY	DISTRICT CODE	DISTRICT	GRADE	AMERICAN INDIAN OR ALASKAN NATIVE		AMERICAN INDIAN OR ALASKAN NATIVE		ASIAN OR PACIFIC ISLANDER		ASIAN OR PACIFIC ISLANDER		BLACK (NOT HISPANIC)		BLACK (NOT HISPANIC)		WHITE (NOT HISPANIC)		WHITE (NOT HISPANIC)		Total
					FEMALE	MALE	FEMALE	MALE	FEMALE	MALE	FEMALE	MALE	FEMALE	MALE	FEMALE	MALE	FEMALE	MALE			
60	TELLER	3010	CRIPPLE CREI 3rd		1	0	0	0	0	1	0	2	3	14	20	41					
60	TELLER	3010	CRIPPLE CREI 3rd		0	1	0	0	0	0	1	3	15	17	37						
60	TELLER	3010	CRIPPLE CREI 4th		2	0	0	0	1	0	0	3	12	19	37						
60	TELLER	3010	CRIPPLE CREI 5th		0	1	0	0	2	1	1	3	12	20	40						
60	TELLER	3010	CRIPPLE CREI 6th		0	0	0	0	2	0	5	2	14	10	33						
60	TELLER	3010	CRIPPLE CREI 7th		1	0	0	0	0	2	2	1	13	24	43						
60	TELLER	3010	CRIPPLE CREI 8th		1	0	0	0	0	0	1	1	12	18	33						
60	TELLER	3010	CRIPPLE CREI 9th		3	0	0	0	0	2	3	25	24	57							
60	TELLER	3010	CRIPPLE CREI 10th		1	1	1	0	0	0	1	18	16	38							
60	TELLER	3010	CRIPPLE CREI 11th		1	0	0	0	0	2	1	2	18	14	38						
60	TELLER	3010	CRIPPLE CREI 12th		1	1	0	1	1	1	1	25	23	55							
60	TELLER	3010	CRIPPLE CREI DISTRICT TOTAL		15	5	1	1	8	6	17	32	224	255	564						
60	TELLER	3020	WOODLAND P PK		1	0	2	0	0	1	3	9	32	33	81						
60	TELLER	3020	WOODLAND P K (Half-Day)		1	1	1	0	0	0	4	6	69	78	160						
60	TELLER	3020	WOODLAND P 1st		0	3	0	5	0	2	8	6	80	83	187						
60	TELLER	3020	WOODLAND P 3rd		3	1	0	1	0	0	8	2	77	80	172						
60	TELLER	3020	WOODLAND P 3rd		0	1	1	0	1	4	8	8	80	71	174						
60	TELLER	3020	WOODLAND P 4th		0	0	3	1	0	0	6	4	103	93	210						
60	TELLER	3020	WOODLAND P 5th		1	2	2	1	1	2	7	5	83	116	220						
60	TELLER	3020	WOODLAND P 6th		2	1	0	2	2	1	9	10	96	112	236						
60	TELLER	3020	WOODLAND P 7th		1	0	4	0	0	2	6	4	95	111	224						
60	TELLER	3020	WOODLAND P 8th		2	1	1	1	2	2	8	4	98	127	245						
60	TELLER	3020	WOODLAND P 9th		3	2	2	2	2	0	6	10	112	123	263						
60	TELLER	3020	WOODLAND P 10th		1	3	1	2	0	0	8	7	123	138	284						
60	TELLER	3020	WOODLAND P 11th		1	0	1	1	1	3	5	8	117	130	268						
60	TELLER	3020	WOODLAND P 12th		3	2	2	3	1	0	9	14	110	123	264						
60	TELLER	3020	WOODLAND P DISTRICT TOTAL		19	18	21	15	13	19	95	97	1,275	1,418	2,988						
60	COUNTY TOTAL				34	21	22	16	21	25	112	129	1,499	1,673	3,552						
61	WASHINGTON	3030	AKRON R-1 PK		0	0	0	0	0	0	1	1	4	10	16						
61	WASHINGTON	3030	AKRON R-1 K (Half-Day)		0	0	0	0	0	0	0	0	11	8	19						
61	WASHINGTON	3030	AKRON R-1 1st		0	0	0	0	0	0	2	4	17	24	48						
61	WASHINGTON	3030	AKRON R-1 3rd		0	0	0	0	0	0	3	4	15	16	38						
61	WASHINGTON	3030	AKRON R-1 3rd		0	0	0	0	0	1	3	4	7	9	24						
61	WASHINGTON	3030	AKRON R-1 4th		0	0	0	0	0	0	3	0	18	12	33						
61	WASHINGTON	3030	AKRON R-1 5th		0	0	0	0	0	0	8	3	10	8	29						
61	WASHINGTON	3030	AKRON R-1 6th		0	0	0	0	0	0	3	0	15	19	37						
61	WASHINGTON	3030	AKRON R-1 7th		0	0	0	0	0	0	0	4	12	17	33						
61	WASHINGTON	3030	AKRON R-1 8th		1	0	0	0	0	0	3	1	11	17	33						
61	WASHINGTON	3030	AKRON R-1 9th		0	0	0	0	0	0	2	1	13	12	28						
61	WASHINGTON	3030	AKRON R-1 10th		0	0	0	0	0	0	2	5	17	14	38						
61	WASHINGTON	3030	AKRON R-1 11th		0	0	0	0	0	0	2	3	14	23	39						
61	WASHINGTON	3030	AKRON R-1 12th		0	0	1	1	0	0	2	3	12	14	33						
61	WASHINGTON	3030	AKRON R-1 DISTRICT TOTAL		1	0	1	2	0	1	32	32	176	203	448						
61	WASHINGTON	3040	ARICKAREE R PK		0	0	0	0	0	0	3	1	4	7	15						
61	WASHINGTON	3040	ARICKAREE R K (Half-Day)		0	0	0	0	0	0	0	0	3	4	7						
61	WASHINGTON	3040	ARICKAREE R K (Full-Day)		0	0	0	0	0	0	0	1	0	0	1						
61	WASHINGTON	3040	ARICKAREE R 1st		0	0	0	0	0	0	0	1	4	0	5						
61	WASHINGTON	3040	ARICKAREE R 3rd		0	0	0	0	0	0	1	1	3	5	10						
61	WASHINGTON	3040	ARICKAREE R 3rd		0	0	0	0	0	0	2	1	4	6	13						
61	WASHINGTON	3040	ARICKAREE R 4th		0	0	0	0	0	0	0	0	1	7	8						
61	WASHINGTON	3040	ARICKAREE R 5th		0	0	0	0	0	0	0	0	5	4	9						
61	WASHINGTON	3040	ARICKAREE R 6th		0	0	0	0	0	0	0	1	3	3	7						
61	WASHINGTON	3040	ARICKAREE R 7th		0	0	0	0	0	0	0	0	4	3	7						
61	WASHINGTON	3040	ARICKAREE R 8th		0	0	0	0	0	0	0	0	2	3	5						
61	WASHINGTON	3040	ARICKAREE R 9th		0	0	0	0	0	0	0	0	3	2	5						
61	WASHINGTON	3040	ARICKAREE R 10th		0	0	0	0	0	0	1	1	3	5	10						
61	WASHINGTON	3040	ARICKAREE R 11th		0	0	0	0	0	0	0	0	0	3	3						
61	WASHINGTON	3040	ARICKAREE R 12th		0	0	0	0	0	0	0	0	6	5	11						
61	WASHINGTON	3040	ARICKAREE R DISTRICT TOTAL		0	0	0	0	0	0	7	7	45	57	116						
61	WASHINGTON	3050	OTIS R-3 PK		0	0	0	0	0	0	3	0	6	7	16						
61	WASHINGTON	3050	OTIS R-3 K (Full-Day)		0	0	0	0	0	0	0	0	6	5	11						
61	WASHINGTON	3050	OTIS R-3 1st		0	0	0	0	0	0	1	0	5	6	12						
61	WASHINGTON	3050	OTIS R-3 3rd		0	0	0	0	0	0	0	1	5	5	11						
61	WASHINGTON	3050	OTIS R-3 3rd		0	0	0	0	1	0	1	0	5	5	12						
61	WASHINGTON	3050	OTIS R-3 4th		0	0	0	0	0	1	0	0	2	4	7						
61	WASHINGTON	3050	OTIS R-3 5th		0	0	0	0	1	0	2	0	5	14	22						
61	WASHINGTON	3050	OTIS R-3 6th		0	0	0	0	0	0	1	0	7	8	16						



COLORADO DEPARTMENT OF EDUCATION
FALL 2006 PUPIL MEMBERSHIP BY COUNTY, DISTRICT, GRADE, RACE/ETHNICITY, AND GENDER

County Code	COUNTY	DISTRICT CODE	DISTRICT	GRADE	AMERICAN INDIAN OR ALASKAN NATIVE		AMERICAN INDIAN OR ALASKAN NATIVE		ASIAN OR PACIFIC ISLANDER		ASIAN OR PACIFIC ISLANDER		BLACK (NOT HISPANIC)		BLACK (NOT HISPANIC)		WHITE (NOT HISPANIC)		WHITE (NOT HISPANIC)		Total
					FEMALE	MALE	FEMALE	MALE	FEMALE	MALE	FEMALE	MALE	FEMALE	MALE	FEMALE	MALE	FEMALE	MALE			
61	WASHINGTON	3050	OTIS R-3	7th	0	0	0	0	0	0	0	0	1	0	9	13	23				
61	WASHINGTON	3050	OTIS R-3	8th	0	0	0	0	0	0	0	1	0	9	10	20					
61	WASHINGTON	3050	OTIS R-3	9th	0	0	0	0	0	0	0	1	1	9	20						
61	WASHINGTON	3050	OTIS R-3	10th	0	0	0	0	0	0	0	0	0	4	7	11					
61	WASHINGTON	3050	OTIS R-3	11th	0	0	0	0	0	0	0	0	0	11	8	19					
61	WASHINGTON	3050	OTIS R-3	12th	0	0	0	0	0	0	0	1	0	4	9	14					
61	WASHINGTON	3050	OTIS R-3	DISTRICT TOTAL	0	0	0	0	0	0	2	1	12	2	87	110	214				
61	WASHINGTON	3060	LONE STAR 1C PK		0	0	0	0	0	0	0	1	0	2	1	4					
61	WASHINGTON	3060	LONE STAR 1C K (Full-Day)		0	0	0	0	0	0	0	0	0	2	2	4					
61	WASHINGTON	3060	LONE STAR 1C 1st		0	0	0	0	0	0	0	2	0	1	2	5					
61	WASHINGTON	3060	LONE STAR 1C 3rd		0	0	0	0	0	0	0	0	0	2	5	7					
61	WASHINGTON	3060	LONE STAR 1C 3rd		0	0	0	0	0	1	0	1	0	1	3	6					
61	WASHINGTON	3060	LONE STAR 1C 4th		0	0	0	0	0	0	1	0	1	4	13						
61	WASHINGTON	3060	LONE STAR 1C 5th		0	0	0	0	0	0	0	1	0	2	5						
61	WASHINGTON	3060	LONE STAR 1C 6th		0	0	0	0	0	0	0	0	0	5	6						
61	WASHINGTON	3060	LONE STAR 1C 7th		0	0	0	0	0	0	0	0	1	1	7						
61	WASHINGTON	3060	LONE STAR 1C 8th		0	0	0	0	0	0	0	0	0	8	12						
61	WASHINGTON	3060	LONE STAR 1C 9th		0	0	0	0	0	0	0	0	0	3	8						
61	WASHINGTON	3060	LONE STAR 1C 10th		0	0	0	0	0	0	0	3	1	2	10						
61	WASHINGTON	3060	LONE STAR 1C 11th		0	0	0	0	0	0	0	1	0	4	8						
61	WASHINGTON	3060	LONE STAR 1C 12th		0	0	0	0	0	0	0	0	3	3	8						
61	WASHINGTON	3060	LONE STAR 1C DISTRICT TOTAL		0	0	0	0	0	0	0	10	5	40	50	106					
61	WASHINGTON	3070	WOODLIN R-1C PK		0	0	0	0	0	0	0	0	0	7	9						
61	WASHINGTON	3070	WOODLIN R-1C K (Full-Day)		0	0	0	0	0	0	0	0	1	3	8						
61	WASHINGTON	3070	WOODLIN R-1C 1st		0	0	0	0	0	0	1	2	4	1	8						
61	WASHINGTON	3070	WOODLIN R-1C 3rd		0	0	0	0	0	0	0	0	0	2	3	5					
61	WASHINGTON	3070	WOODLIN R-1C 3rd		0	0	0	0	0	0	1	1	1	5	11						
61	WASHINGTON	3070	WOODLIN R-1C 4th		0	0	0	0	0	0	0	0	0	2	0	2					
61	WASHINGTON	3070	WOODLIN R-1C 5th		0	0	0	0	0	0	0	0	0	4	7						
61	WASHINGTON	3070	WOODLIN R-1C 6th		0	0	0	0	0	0	0	0	1	5	6						
61	WASHINGTON	3070	WOODLIN R-1C 7th		0	0	0	0	0	0	1	1	1	2	5						
61	WASHINGTON	3070	WOODLIN R-1C 8th		0	0	0	0	0	0	0	0	0	5	7						
61	WASHINGTON	3070	WOODLIN R-1C 9th		0	0	0	0	0	0	2	0	3	3	8						
61	WASHINGTON	3070	WOODLIN R-1C 10th		0	0	0	0	0	0	0	2	4	2	8						
61	WASHINGTON	3070	WOODLIN R-1C 11th		0	0	0	0	0	0	1	0	2	5	8						
61	WASHINGTON	3070	WOODLIN R-1C 12th		0	0	0	0	0	0	0	0	0	6	6						
61	WASHINGTON	3070	WOODLIN R-1C DISTRICT TOTAL		0	0	0	0	0	0	6	8	47	37	98						
61	COUNTY TOTAL				1	0	1	2	3	2	67	54	395	457	982						
62	WELD	3080	WELD COUNT K (Full-Day)		1	2	0	1	0	0	53	32	31	37	157						
62	WELD	3080	WELD COUNT 1st		1	0	1	0	1	1	59	33	30	39	165						
62	WELD	3080	WELD COUNT 3rd		0	0	0	1	1	0	42	46	24	44	158						
62	WELD	3080	WELD COUNT 3rd		0	1	2	0	0	1	29	35	32	37	137						
62	WELD	3080	WELD COUNT 4th		0	2	1	0	2	0	35	35	28	36	139						
62	WELD	3080	WELD COUNT 5th		1	0	1	0	0	1	42	31	23	34	133						
62	WELD	3080	WELD COUNT 6th		0	0	1	0	0	1	45	33	35	29	144						
62	WELD	3080	WELD COUNT 7th		0	1	0	2	1	1	39	30	31	39	144						
62	WELD	3080	WELD COUNT 8th		0	0	1	0	0	1	43	35	43	43	166						
62	WELD	3080	WELD COUNT 9th		0	2	1	0	1	0	36	31	44	32	147						
62	WELD	3080	WELD COUNT 10th		0	0	1	0	0	1	34	35	37	43	151						
62	WELD	3080	WELD COUNT 11th		0	0	0	0	0	0	28	28	34	22	112						
62	WELD	3080	WELD COUNT 12th		0	1	1	0	0	0	19	24	31	39	115						
62	WELD	3080	WELD COUNT DISTRICT TOTAL		3	9	10	4	6	7	504	428	423	474	1,868						
62	WELD	3085	EATON RE-2 PK		0	0	1	0	0	0	6	9	12	17	45						
62	WELD	3085	EATON RE-2 K (Half-Day)		1	1	0	1	3	0	11	11	31	41	100						
62	WELD	3085	EATON RE-2 1st		1	1	1	1	0	2	18	17	49	55	145						
62	WELD	3085	EATON RE-2 3rd		1	0	2	0	0	1	19	11	50	36	120						
62	WELD	3085	EATON RE-2 3rd		0	0	0	0	0	1	11	13	40	55	120						
62	WELD	3085	EATON RE-2 4th		0	1	0	0	1	0	24	9	40	52	127						
62	WELD	3085	EATON RE-2 5th		0	0	0	1	0	1	9	15	52	56	134						
62	WELD	3085	EATON RE-2 6th		0	0	0	2	0	1	13	10	38	57	121						
62	WELD	3085	EATON RE-2 7th		0	0	0	0	0	0	14	13	45	49	121						
62	WELD	3085	EATON RE-2 8th		0	1	0	0	0	1	20	12	63	69	166						
62	WELD	3085	EATON RE-2 9th		0	0	0	0	2	1	16	15	54	53	141						
62	WELD	3085	EATON RE-2 10th		0	0	0	0	0	0	12	11	65	68	156						
62	WELD	3085	EATON RE-2 11th		0	0	0	0	0	0	11	8	46	55	120						
62	WELD	3085	EATON RE-2 12th		0	0	0	0	0	0	10	8	29	45	92						
62	WELD	3085	EATON RE-2 DISTRICT TOTAL		3	4	4	5	6	8	194	162	614	708	1,708						

COLORADO DEPARTMENT OF EDUCATION
FALL 2006 PUPIL MEMBERSHIP BY COUNTY, DISTRICT, GRADE, RACE/ETHNICITY, AND GENDER

County Code	COUNTY	DISTRICT CODE	DISTRICT	GRADE	AMERICAN INDIAN OR ALASKAN NATIVE		AMERICAN INDIAN OR ALASKAN NATIVE		ASIAN OR PACIFIC ISLANDER		ASIAN OR PACIFIC ISLANDER		BLACK (NOT HISPANIC)		BLACK (NOT HISPANIC)		WHITE (NOT HISPANIC)		WHITE (NOT HISPANIC)		Total
					FEMALE	MALE	FEMALE	MALE	FEMALE	MALE	FEMALE	MALE	FEMALE	MALE	FEMALE	MALE	FEMALE	MALE			
62	WELD	3090	KEENESBURG PK		0	0	0	0	1	1	0	0	12	8	35	22	79				
62	WELD	3090	KEENESBURG K (Half-Day)		0	1	1	0	1	1	1	11	20	40	41	116					
62	WELD	3090	KEENESBURG K (Full-Day)		0	0	0	0	1	0	1	10	14	6	11	42					
62	WELD	3090	KEENESBURG 1st		1	0	1	0	1	4	35	28	57	54	181						
62	WELD	3090	KEENESBURG 3rd		1	2	0	0	2	1	29	28	56	57	176						
62	WELD	3090	KEENESBURG 3rd		0	0	1	2	1	0	27	30	38	57	156						
62	WELD	3090	KEENESBURG 4th		0	0	2	0	0	2	23	27	54	52	160						
62	WELD	3090	KEENESBURG 5th		1	0	1	0	2	2	26	26	53	46	157						
62	WELD	3090	KEENESBURG 6th		0	1	1	0	2	0	26	27	32	55	144						
62	WELD	3090	KEENESBURG 7th		0	0	1	0	0	0	25	20	62	71	179						
62	WELD	3090	KEENESBURG 8th		1	2	0	0	1	1	29	26	56	65	181						
62	WELD	3090	KEENESBURG 9th		0	3	0	1	1	0	19	25	51	59	159						
62	WELD	3090	KEENESBURG 10th		0	1	1	0	3	1	16	17	52	45	136						
62	WELD	3090	KEENESBURG 11th		0	1	0	1	0	0	9	19	43	51	124						
62	WELD	3090	KEENESBURG 12th		0	1	1	0	1	0	10	8	36	41	98						
62	WELD	3090	KEENESBURG DISTRICT TOTAL		4	12	10	5	17	12	307	323	671	727	2,088						
62	WELD	3100	WINDSOR RE- PK		1	1	3	3	1	0	12	12	38	60	131						
62	WELD	3100	WINDSOR RE- K (Half-Day)		3	4	0	3	0	3	17	14	123	143	310						
62	WELD	3100	WINDSOR RE- 1st		2	0	5	3	0	2	23	18	119	123	295						
62	WELD	3100	WINDSOR RE- 3rd		3	1	2	4	2	1	18	19	113	140	303						
62	WELD	3100	WINDSOR RE- 3rd		2	0	4	1	2	2	25	19	116	113	284						
62	WELD	3100	WINDSOR RE- 4th		2	0	3	3	0	0	18	15	101	124	271						
62	WELD	3100	WINDSOR RE- 5th		0	0	3	5	0	0	14	19	110	115	268						
62	WELD	3100	WINDSOR RE- 6th		0	0	2	1	0	3	18	13	121	138	297						
62	WELD	3100	WINDSOR RE- 7th		0	0	1	3	2	2	16	24	99	139	289						
62	WELD	3100	WINDSOR RE- 8th		1	4	0	3	0	2	21	17	105	123	276						
62	WELD	3100	WINDSOR RE- 9th		3	0	2	2	0	0	12	15	108	117	259						
62	WELD	3100	WINDSOR RE- 10th		2	0	2	0	1	1	27	16	104	124	278						
62	WELD	3100	WINDSOR RE- 11th		0	1	1	2	0	0	10	12	96	111	232						
62	WELD	3100	WINDSOR RE- 12th		1	0	2	3	1	0	10	14	74	90	196						
62	WELD	3100	WINDSOR RE- DISTRICT TOTAL		20	34	34	36	14	17	241	227	1,427	1,660	3,689						
62	WELD	3110	JOHNSTOWN- PK		0	0	1	0	0	0	21	20	28	30	100						
62	WELD	3110	JOHNSTOWN- K (Half-Day)		0	0	0	0	0	0	38	41	85	85	252						
62	WELD	3110	JOHNSTOWN- 1st		0	0	0	0	0	1	42	33	75	91	242						
62	WELD	3110	JOHNSTOWN- 3rd		1	0	0	1	1	1	48	42	66	102	262						
62	WELD	3110	JOHNSTOWN- 3rd		1	0	0	1	1	0	37	45	70	68	224						
62	WELD	3110	JOHNSTOWN- 4th		0	0	1	1	0	0	25	45	74	76	222						
62	WELD	3110	JOHNSTOWN- 5th		1	1	0	0	0	0	36	44	64	94	240						
62	WELD	3110	JOHNSTOWN- 6th		0	0	0	1	1	3	36	34	58	75	207						
62	WELD	3110	JOHNSTOWN- 7th		1	0	0	0	2	2	36	35	57	57	190						
62	WELD	3110	JOHNSTOWN- 8th		0	0	3	0	2	1	34	40	43	59	182						
62	WELD	3110	JOHNSTOWN- 9th		3	1	0	2	2	0	37	37	52	73	207						
62	WELD	3110	JOHNSTOWN- 10th		0	0	0	1	2	1	28	25	51	54	162						
62	WELD	3110	JOHNSTOWN- 11th		0	0	1	1	3	1	18	26	51	49	150						
62	WELD	3110	JOHNSTOWN- 12th		1	0	1	1	0	1	20	15	43	35	117						
62	WELD	3110	JOHNSTOWN- DISTRICT TOTAL		8	3	8	9	15	11	456	482	817	948	2,757						
62	WELD	3120	GREELEY 6 PK		0	1	2	2	2	2	91	117	88	111	416						
62	WELD	3120	GREELEY 6 K (Half-Day)		6	0	7	5	7	4	129	104	243	232	737						
62	WELD	3120	GREELEY 6 K (Full-Day)		0	1	1	2	2	1	313	313	66	69	768						
62	WELD	3120	GREELEY 6 1st		8	8	7	6	9	11	417	450	308	347	1,571						
62	WELD	3120	GREELEY 6 3rd		4	6	14	10	6	6	400	432	289	319	1,486						
62	WELD	3120	GREELEY 6 3rd		1	6	12	8	8	14	421	383	295	311	1,459						
62	WELD	3120	GREELEY 6 4th		5	7	11	5	8	11	386	387	278	293	1,391						
62	WELD	3120	GREELEY 6 5th		3	5	8	7	11	10	326	357	259	291	1,277						
62	WELD	3120	GREELEY 6 6th		3	5	2	6	5	3	342	381	248	296	1,291						
62	WELD	3120	GREELEY 6 7th		4	7	9	2	10	6	307	364	277	325	1,311						
62	WELD	3120	GREELEY 6 8th		2	4	8	3	16	5	374	389	306	300	1,407						
62	WELD	3120	GREELEY 6 9th		7	9	6	6	5	7	357	329	322	356	1,404						
62	WELD	3120	GREELEY 6 10th		3	6	8	3	10	10	299	343	328	347	1,357						
62	WELD	3120	GREELEY 6 11th		5	4	7	8	6	6	191	242	327	319	1,115						
62	WELD	3120	GREELEY 6 12th		5	4	5	6	5	5	216	196	326	311	1,079						
62	WELD	3120	GREELEY 6 DISTRICT TOTAL		56	73	107	79	110	101	4,569	4,787	3,960	4,227	18,069						
62	WELD	3130	PLATTE VALLEK (Full-Day)		0	0	0	0	0	0	13	16	27	30	86						
62	WELD	3130	PLATTE VALLE 1st		0	0	0	0	0	0	9	10	24	34	77						
62	WELD	3130	PLATTE VALLE 3rd		0	0	0	0	0	0	15	18	37	33	103						
62	WELD	3130	PLATTE VALLE 3rd		0	0	0	0	0	0	15	16	25	34	90						
62	WELD	3130	PLATTE VALLE 4th		0	0	0	0	0	0	15	15	30	40	100						




COLORADO DEPARTMENT OF EDUCATION
FALL 2006 PUPIL MEMBERSHIP BY COUNTY, DISTRICT, GRADE, RACE/ETHNICITY, AND GENDER

County Code	COUNTY	DISTRICT CODE	DISTRICT	GRADE	AMERICAN INDIAN OR ALASKAN NATIVE		AMERICAN INDIAN OR ALASKAN NATIVE		ASIAN OR PACIFIC ISLANDER		ASIAN OR PACIFIC ISLANDER		BLACK (NOT HISPANIC)		BLACK (NOT HISPANIC)		WHITE (NOT HISPANIC)		WHITE (NOT HISPANIC)		Total
					FEMALE	MALE	FEMALE	MALE	FEMALE	MALE	FEMALE	MALE	FEMALE	MALE	FEMALE	MALE	FEMALE	MALE			
62	WELD	3130	PLATTE VALLE 5th		0	0	0	0	0	0	0	0	11	10	18	28	28	67			
62	WELD	3130	PLATTE VALLE 6th		0	0	0	0	0	0	0	0	9	8	36	38	38	91			
62	WELD	3130	PLATTE VALLE 7th		0	0	0	0	0	0	0	13	19	31	32	32	95				
62	WELD	3130	PLATTE VALLE 8th		1	0	0	0	0	0	0	13	12	29	36	36	91				
62	WELD	3130	PLATTE VALLE 9th		0	1	0	1	0	0	0	8	13	31	42	42	96				
62	WELD	3130	PLATTE VALLE 10th		0	0	1	0	0	0	0	8	18	35	41	41	103				
62	WELD	3130	PLATTE VALLE 11th		0	2	1	0	0	0	0	8	8	17	35	35	71				
62	WELD	3130	PLATTE VALLE 12th		0	1	0	2	0	0	0	6	9	31	26	26	75				
62	WELD	3130	PLATTE VALLE DISTRICT TOTAL		1	4	2	3	0	0	0	143	172	371	449	449	1,145				
62	WELD	3140	WELD COUNT PK		0	0	0	0	0	0	0	47	62	19	27	27	155				
62	WELD	3140	WELD COUNT K (Half-Day)		0	0	1	3	0	0	0	64	58	21	27	27	174				
62	WELD	3140	WELD COUNT K (Full-Day)		0	0	0	0	0	1	1	8	7	4	6	6	26				
62	WELD	3140	WELD COUNT 1st		0	0	2	1	1	0	0	73	73	28	32	32	210				
62	WELD	3140	WELD COUNT 3rd		0	0	2	3	0	0	0	73	68	26	24	24	196				
62	WELD	3140	WELD COUNT 3rd		0	0	2	0	0	1	1	60	66	23	31	31	183				
62	WELD	3140	WELD COUNT 4th		0	0	0	1	0	1	1	52	64	25	25	25	168				
62	WELD	3140	WELD COUNT 5th		1	0	0	0	1	1	1	58	56	22	29	29	168				
62	WELD	3140	WELD COUNT 6th		0	1	3	3	0	0	0	55	61	30	19	19	172				
62	WELD	3140	WELD COUNT 7th		1	0	0	0	0	0	0	54	72	24	27	27	178				
62	WELD	3140	WELD COUNT 8th		1	2	2	1	0	0	1	39	54	29	43	43	170				
62	WELD	3140	WELD COUNT 9th		0	0	2	0	0	0	0	81	86	34	41	41	245				
62	WELD	3140	WELD COUNT 10th		0	0	0	1	0	1	1	59	47	33	42	42	183				
62	WELD	3140	WELD COUNT 11th		0	0	3	1	0	0	0	30	41	25	26	26	123				
62	WELD	3140	WELD COUNT 12th		0	0	1	1	0	1	1	34	36	34	45	45	155				
62	WELD	3140	WELD COUNT DISTRICT TOTAL		3	4	15	14	2	2	8	787	851	377	444	444	2,506				
62	WELD	3145	AULT-HIGHLAI K (Full-Day)		1	0	0	0	0	0	0	15	11	22	32	32	81				
62	WELD	3145	AULT-HIGHLAI 1st		1	0	0	0	0	0	0	10	8	19	9	9	47				
62	WELD	3145	AULT-HIGHLAI 3rd		1	0	0	0	0	0	0	10	13	24	17	17	65				
62	WELD	3145	AULT-HIGHLAI 3rd		0	0	0	0	0	0	0	8	18	23	18	18	67				
62	WELD	3145	AULT-HIGHLAI 4th		0	0	0	2	0	1	1	7	13	24	15	15	63				
62	WELD	3145	AULT-HIGHLAI 5th		0	0	0	0	0	0	0	9	9	22	21	21	62				
62	WELD	3145	AULT-HIGHLAI 6th		0	0	0	1	0	0	1	8	11	22	26	26	69				
62	WELD	3145	AULT-HIGHLAI 7th		1	1	0	0	0	0	0	10	10	18	25	25	66				
62	WELD	3145	AULT-HIGHLAI 8th		1	0	0	0	0	0	0	8	15	22	25	25	72				
62	WELD	3145	AULT-HIGHLAI 9th		0	0	0	0	0	0	0	12	9	23	30	30	74				
62	WELD	3145	AULT-HIGHLAI 10th		0	0	0	0	0	1	1	5	12	18	23	23	60				
62	WELD	3145	AULT-HIGHLAI 11th		0	0	1	0	0	0	0	10	9	18	19	19	58				
62	WELD	3145	AULT-HIGHLAI 12th		0	1	0	0	0	0	0	2	9	29	28	28	69				
62	WELD	3145	AULT-HIGHLAI DISTRICT TOTAL		5	4	1	4	0	0	6	114	147	284	288	288	853				
62	WELD	3146	BRIGGS DALE K (Full-Day)		0	0	0	0	0	0	0	0	0	5	5	5	10				
62	WELD	3146	BRIGGS DALE 1st		0	0	0	0	0	0	0	0	0	4	4	4	10				
62	WELD	3146	BRIGGS DALE 3rd		0	0	2	0	0	0	0	0	0	1	5	5	8				
62	WELD	3146	BRIGGS DALE 3rd		0	0	0	1	0	0	0	0	0	7	5	13	13				
62	WELD	3146	BRIGGS DALE 4th		0	0	1	0	0	0	0	3	1	4	1	10	10				
62	WELD	3146	BRIGGS DALE 5th		0	0	0	0	0	0	0	0	0	4	4	8	8				
62	WELD	3146	BRIGGS DALE 6th		0	0	0	0	0	0	0	0	0	2	4	6	6				
62	WELD	3146	BRIGGS DALE 7th		0	0	1	0	0	0	0	2	0	6	3	12	12				
62	WELD	3146	BRIGGS DALE 8th		0	0	0	0	0	0	0	1	1	5	8	15	15				
62	WELD	3146	BRIGGS DALE 9th		0	0	0	0	0	0	0	0	0	5	1	6	6				
62	WELD	3146	BRIGGS DALE 10th		0	0	1	1	0	1	1	0	0	3	7	13	13				
62	WELD	3146	BRIGGS DALE 11th		0	0	0	0	0	0	0	0	1	7	4	12	12				
62	WELD	3146	BRIGGS DALE 12th		0	0	0	0	0	0	0	0	2	11	9	22	22				
62	WELD	3146	BRIGGS DALE DISTRICT TOTAL		0	0	5	2	0	1	6	5	64	62	145	145	145				
62	WELD	3147	PRAIRIE RE-11PK		0	0	0	0	0	0	0	0	0	5	5	10	10				
62	WELD	3147	PRAIRIE RE-11K (Half-Day)		0	2	1	0	0	0	0	0	0	4	4	11	11				
62	WELD	3147	PRAIRIE RE-111st		0	0	0	0	0	0	0	0	0	4	6	10	10				
62	WELD	3147	PRAIRIE RE-113rd		0	0	0	0	0	0	0	0	0	6	4	10	10				
62	WELD	3147	PRAIRIE RE-113rd		0	1	0	0	0	1	0	0	0	7	3	12	12				
62	WELD	3147	PRAIRIE RE-114th		0	0	0	0	0	0	0	0	0	2	5	7	7				
62	WELD	3147	PRAIRIE RE-115th		1	0	0	0	0	0	1	0	0	4	11	17	17				
62	WELD	3147	PRAIRIE RE-116th		0	0	0	0	0	1	0	0	0	8	4	13	13				
62	WELD	3147	PRAIRIE RE-117th		0	0	0	0	0	0	0	1	5	7	13	13					
62	WELD	3147	PRAIRIE RE-118th		0	1	0	0	1	0	0	0	0	4	7	13	13				
62	WELD	3147	PRAIRIE RE-119th		0	0	0	0	0	0	0	0	0	4	4	8	8				
62	WELD	3147	PRAIRIE RE-1110th		0	0	0	1	0	0	0	0	0	8	3	12	12				
62	WELD	3147	PRAIRIE RE-1111th		0	1	0	0	0	0	0	0	2	2	2	7	7				
62	WELD	3147	PRAIRIE RE-1112th		0	0	0	0	0	0	0	0	1	3	3	7	7				




COLORADO DEPARTMENT OF EDUCATION
FALL 2006 PUPIL MEMBERSHIP BY COUNTY, DISTRICT, GRADE, RACE/ETHNICITY, AND GENDER

County Code	COUNTY	DISTRICT CODE	DISTRICT	GRADE	AMERICAN INDIAN OR ALASKAN NATIVE		AMERICAN INDIAN OR ALASKAN NATIVE		ASIAN OR PACIFIC ISLANDER		ASIAN OR PACIFIC ISLANDER		BLACK (NOT HISPANIC)		BLACK (NOT HISPANIC)		WHITE (NOT HISPANIC)		WHITE (NOT HISPANIC)		Total
					FEMALE	MALE	FEMALE	MALE	FEMALE	MALE	FEMALE	MALE	FEMALE	MALE	FEMALE	MALE	FEMALE	MALE			
62	WELD	3147	PRAIRIE RE-11	DISTRICT TOTAL	1	5	1	1	1	1	2	1	4	66	68	150					
62	WELD	3148	PAWNEE RE-1	PK	0	0	0	0	0	0	0	0	1	1	2						
62	WELD	3148	PAWNEE RE-1	K (Full-Day)	0	0	0	0	0	0	0	0	1	1	2						
62	WELD	3148	PAWNEE RE-1	1st	0	0	0	0	0	0	0	0	5	5	10						
62	WELD	3148	PAWNEE RE-1	3rd	0	0	0	0	0	0	0	0	2	2	4						
62	WELD	3148	PAWNEE RE-1	3rd	0	0	0	0	0	0	0	0	3	3	6						
62	WELD	3148	PAWNEE RE-1	4th	0	0	0	0	0	0	1	0	4	5	10						
62	WELD	3148	PAWNEE RE-1	5th	0	0	0	0	0	0	0	0	4	4	8						
62	WELD	3148	PAWNEE RE-1	6th	0	0	0	0	0	0	2	0	1	3	7						
62	WELD	3148	PAWNEE RE-1	7th	0	0	0	0	0	0	0	1	5	2	8						
62	WELD	3148	PAWNEE RE-1	8th	0	0	0	0	0	0	1	0	4	2	7						
62	WELD	3148	PAWNEE RE-1	9th	0	0	0	0	0	0	0	0	6	3	9						
62	WELD	3148	PAWNEE RE-1	10th	0	0	0	0	0	0	0	0	3	5	8						
62	WELD	3148	PAWNEE RE-1	11th	0	0	0	0	0	0	0	0	7	9	16						
62	WELD	3148	PAWNEE RE-1	12th	0	0	0	0	0	0	4	1	4	5	9						
62	WELD	3148	PAWNEE RE-1	DISTRICT TOTAL	0	0	0	0	0	0	4	1	50	54	109						
62	COUNTY TOTAL				104	132	197	162	171	173	7,326	7,589	9,124	10,109	35,087						
63	YUMA	3200	YUMA 1	PK	0	0	0	0	0	0	19	18	11	12	60						
63	YUMA	3200	YUMA 1	K (Full-Day)	0	0	0	0	0	0	20	18	18	16	73						
63	YUMA	3200	YUMA 1	1st	0	0	0	0	0	1	13	26	16	9	65						
63	YUMA	3200	YUMA 1	3rd	0	0	0	0	0	1	10	9	13	16	50						
63	YUMA	3200	YUMA 1	3rd	0	0	0	0	0	1	15	9	20	19	64						
63	YUMA	3200	YUMA 1	4th	0	0	0	0	0	0	12	13	23	16	65						
63	YUMA	3200	YUMA 1	5th	0	0	0	0	0	0	12	12	20	22	68						
63	YUMA	3200	YUMA 1	6th	0	0	0	0	0	0	11	14	16	17	58						
63	YUMA	3200	YUMA 1	7th	0	0	0	0	0	0	17	13	16	18	64						
63	YUMA	3200	YUMA 1	8th	0	0	0	0	0	0	7	17	11	23	58						
63	YUMA	3200	YUMA 1	9th	1	1	0	0	0	0	7	11	18	25	63						
63	YUMA	3200	YUMA 1	10th	0	0	0	0	0	0	7	13	21	25	67						
63	YUMA	3200	YUMA 1	11th	0	0	0	0	0	0	8	10	16	27	61						
63	YUMA	3200	YUMA 1	12th	1	1	0	0	0	0	6	9	19	15	50						
63	YUMA	3200	YUMA 1	DISTRICT TOTAL	2	3	3	3	3	3	164	192	238	260	866						
63	YUMA	3210	WRAY RD-2	PK	0	0	0	0	0	0	4	6	12	25	47						
63	YUMA	3210	WRAY RD-2	K (Full-Day)	1	0	0	0	0	0	2	8	20	21	53						
63	YUMA	3210	WRAY RD-2	1st	0	0	0	0	0	0	4	6	24	15	49						
63	YUMA	3210	WRAY RD-2	3rd	0	0	0	0	0	0	1	8	20	20	50						
63	YUMA	3210	WRAY RD-2	3rd	0	0	0	0	0	0	10	5	20	14	49						
63	YUMA	3210	WRAY RD-2	4th	0	0	0	0	0	0	4	6	23	20	54						
63	YUMA	3210	WRAY RD-2	5th	0	0	0	0	0	0	2	7	13	20	42						
63	YUMA	3210	WRAY RD-2	6th	0	0	0	0	0	0	1	4	22	20	47						
63	YUMA	3210	WRAY RD-2	7th	0	0	0	0	0	0	6	1	12	26	45						
63	YUMA	3210	WRAY RD-2	8th	0	0	0	0	0	1	6	2	19	21	49						
63	YUMA	3210	WRAY RD-2	9th	0	0	0	0	0	0	4	5	26	13	48						
63	YUMA	3210	WRAY RD-2	10th	0	0	0	1	0	0	3	3	22	26	55						
63	YUMA	3210	WRAY RD-2	11th	0	0	0	0	0	0	6	4	21	27	58						
63	YUMA	3210	WRAY RD-2	12th	1	1	0	0	0	0	2	4	17	17	42						
63	YUMA	3210	WRAY RD-2	DISTRICT TOTAL	2	2	1	1	1	1	55	69	271	285	688						
63	YUMA	3220	IDALIA RJ-3	PK	0	0	0	0	0	0	2	1	7	13	23						
63	YUMA	3220	IDALIA RJ-3	K (Full-Day)	0	0	0	0	0	0	0	0	5	4	9						
63	YUMA	3220	IDALIA RJ-3	1st	0	0	0	0	0	0	4	1	4	1	10						
63	YUMA	3220	IDALIA RJ-3	3rd	0	0	0	0	0	0	2	3	2	2	9						
63	YUMA	3220	IDALIA RJ-3	3rd	0	0	0	0	0	0	1	1	4	3	9						
63	YUMA	3220	IDALIA RJ-3	4th	0	0	0	0	0	0	1	1	5	4	11						
63	YUMA	3220	IDALIA RJ-3	5th	0	0	0	0	0	0	2	2	1	0	5						
63	YUMA	3220	IDALIA RJ-3	6th	0	0	0	0	1	0	1	1	8	4	15						
63	YUMA	3220	IDALIA RJ-3	7th	0	0	0	0	0	0	1	0	6	5	12						
63	YUMA	3220	IDALIA RJ-3	8th	0	0	0	0	0	1	3	1	3	6	14						
63	YUMA	3220	IDALIA RJ-3	9th	0	0	0	0	0	0	0	0	6	5	11						
63	YUMA	3220	IDALIA RJ-3	10th	0	0	0	0	1	0	1	3	3	5	13						
63	YUMA	3220	IDALIA RJ-3	11th	0	0	0	0	0	0	2	0	6	4	12						
63	YUMA	3220	IDALIA RJ-3	12th	0	0	0	0	0	1	2	0	2	4	9						
63	YUMA	3220	IDALIA RJ-3	DISTRICT TOTAL	0	0	0	0	2	2	22	14	62	60	162						
63	YUMA	3230	LIBERTY J-4	PK	0	0	0	0	0	0	0	0	2	5	7						
63	YUMA	3230	LIBERTY J-4	K (Full-Day)	0	0	0	0	0	0	0	0	3	4	7						
63	YUMA	3230	LIBERTY J-4	1st	0	0	0	0	0	0	0	0	1	1	2						
63	YUMA	3230	LIBERTY J-4	3rd	0	0	0	0	0	0	0	0	3	1	4						
63	YUMA	3230	LIBERTY J-4	3rd	0	0	0	0	0	0	0	0	4	4	8						



COLORADO DEPARTMENT OF EDUCATION
FALL 2006 PUPIL MEMBERSHIP BY COUNTY, DISTRICT, GRADE, RACE/ETHNICITY, AND GENDER

County Code	COUNTY	DISTRICT CODE	DISTRICT	GRADE	AMERICAN INDIAN OR ALASKAN NATIVE		AMERICAN INDIAN OR ALASKAN NATIVE		ASIAN OR PACIFIC ISLANDER		ASIAN OR PACIFIC ISLANDER		BLACK (NOT HISPANIC)		BLACK (NOT HISPANIC)		WHITE (NOT HISPANIC)		WHITE (NOT HISPANIC)		Total
					FEMALE	MALE	FEMALE	MALE	FEMALE	MALE	FEMALE	MALE	FEMALE	MALE	FEMALE	MALE	FEMALE	MALE			
63	YUMA	3230	LIBERTY J-4	4th	0	0	0	0	0	0	0	0	0	0	0	1	3			4	
63	YUMA	3230	LIBERTY J-4	5th	0	0	0	0	0	0	0	0	1	0	5	2			8		
63	YUMA	3230	LIBERTY J-4	6th	0	0	0	0	0	0	0	0	0	0	0	4	4			8	
63	YUMA	3230	LIBERTY J-4	7th	0	0	0	0	0	0	0	0	0	0	1	4	5			9	
63	YUMA	3230	LIBERTY J-4	8th	1	0	0	0	0	0	0	0	1	3	7	12			19		
63	YUMA	3230	LIBERTY J-4	9th	0	0	0	0	0	0	0	0	0	6	7			13			
63	YUMA	3230	LIBERTY J-4	10th	0	1	0	0	0	0	0	0	0	4	7			11			
63	YUMA	3230	LIBERTY J-4	11th	0	0	0	0	0	0	0	0	0	3	6			9			
63	YUMA	3230	LIBERTY J-4	12th	1	1	0	0	0	0	0	1	4	4	8			15			
63	YUMA	3230	LIBERTY J-4	DISTRICT TOTAL	1	1	0	0	0	0	0	1	1	40	50			94			
63	COUNTY TOTAL				5	6	4	1	4	6	242	276	611	655	1,810						
98	NONE	8001	CHARTER SCH PK		0	0	0	0	5	0	3	1	1	1	1					11	
98	NONE	8001	CHARTER SCH K (Half-Day)		2	1	2	3	2	1	17	12	31	38	109					171	
98	NONE	8001	CHARTER SCH K (Full-Day)		3	1	7	13	8	5	17	11	112	116	293					499	
98	NONE	8001	CHARTER SCH 1st		3	0	10	10	9	7	44	35	123	110	351					561	
98	NONE	8001	CHARTER SCH 3rd		2	3	5	5	5	12	45	35	107	100	322					529	
98	NONE	8001	CHARTER SCH 3rd		2	4	13	5	2	9	37	52	98	80	302					482	
98	NONE	8001	CHARTER SCH 4th		1	2	12	4	9	10	33	33	125	86	315					501	
98	NONE	8001	CHARTER SCH 5th		1	0	5	6	12	5	35	43	93	85	285					470	
98	NONE	8001	CHARTER SCH 6th		4	2	4	9	4	8	22	29	70	47	199					378	
98	NONE	8001	CHARTER SCH 7th		0	0	3	4	3	3	27	10	42	49	143					292	
98	NONE	8001	CHARTER SCH 8th		1	0	3	1	2	2	27	24	36	27	124					251	
98	NONE	8001	CHARTER SCH 9th		0	0	1	2	0	0	35	22	23	32	116					223	
98	NONE	8001	CHARTER SCH 10th		0	0	1	2	0	0	23	20	19	10	75					197	
98	NONE	8001	CHARTER SCH 11th		0	0	0	0	0	1	12	9	19	14	61					176	
98	NONE	8001	CHARTER SCH 12th		0	0	2	0	0	0	0	11	9	6	29					72	
98	NONE	8001	CHARTER SCH DISTRICT TOTAL		19	14	68	73	64	64	377	347	908	801	2,735					5,466	
98	COUNTY TOTAL				19	14	68	73	64	64	377	347	908	801	2,735						
90	COLORADO BOCS	9030	MOUNTAIN BC	6th	0	0	0	0	0	0	0	0	0	5	1					6	
90	COLORADO BOCS	9030	MOUNTAIN BC	7th	0	0	0	0	0	0	0	0	0	0	5					5	
90	COLORADO BOCS	9030	MOUNTAIN BC	8th	0	0	0	0	0	0	0	0	0	1	2					3	
90	COLORADO BOCS	9030	MOUNTAIN BC	9th	0	1	0	0	0	0	2	4	8	9	24					35	
90	COLORADO BOCS	9030	MOUNTAIN BC	10th	0	0	0	0	0	0	5	3	6	9	23					37	
90	COLORADO BOCS	9030	MOUNTAIN BC	11th	1	0	0	0	0	0	10	5	15	14	45					79	
90	COLORADO BOCS	9030	MOUNTAIN BC	12th	0	0	0	0	1	0	15	9	18	12	56					91	
90	COLORADO BOCS	9030	MOUNTAIN BC	BOCES TOTAL	1	0	0	0	1	0	32	22	47	51	156					267	
90	COLORADO BOCS	9035	CENTENNIAL	9th	0	0	0	0	0	0	9	7	1	6	23					45	
90	COLORADO BOCS	9035	CENTENNIAL	10th	0	0	0	0	0	0	11	6	0	6	23					46	
90	COLORADO BOCS	9035	CENTENNIAL	11th	1	1	0	0	0	1	10	5	9	6	33					55	
90	COLORADO BOCS	9035	CENTENNIAL	12th	1	1	0	0	0	0	6	16	9	7	40					70	
90	COLORADO BOCS	9035	CENTENNIAL	IBOCES TOTAL	2	2	0	0	0	1	36	34	19	25	119					193	
90	COLORADO BOCS	9095	NORTHWEST	9th	0	0	0	0	0	0	0	0	1	2	3					5	
90	COLORADO BOCS	9095	NORTHWEST	10th	0	0	0	0	0	0	0	0	1	2	3					5	
90	COLORADO BOCS	9095	NORTHWEST	11th	0	0	0	0	0	0	0	0	1	2	3					5	
90	COLORADO BOCS	9095	NORTHWEST	12th	0	0	0	0	0	0	0	0	1	2	3					5	
90	COLORADO BOCS	9095	NORTHWEST	IBOCES TOTAL	0	0	0	0	0	0	0	0	4	8	12					20	
90	COLORADO BOCS	9130	EXPEDITIONAIK	(Half-Day)	0	0	0	1	0	1	0	0	1	8	13					24	
90	COLORADO BOCS	9130	EXPEDITIONAI	1st	0	0	2	0	0	3	1	4	6	8	24					41	
90	COLORADO BOCS	9130	EXPEDITIONAI	3rd	0	0	0	1	1	0	2	0	11	9	24					46	
90	COLORADO BOCS	9130	EXPEDITIONAI	3rd	1	0	2	0	1	1	1	0	10	8	24					46	
90	COLORADO BOCS	9130	EXPEDITIONAI	4th	0	0	4	0	2	0	0	0	7	11	24					46	
90	COLORADO BOCS	9130	EXPEDITIONAI	5th	0	0	0	2	3	2	1	1	8	7	24					49	
90	COLORADO BOCS	9130	EXPEDITIONAI	6th	1	0	0	1	1	1	1	0	13	16	34					54	
90	COLORADO BOCS	9130	EXPEDITIONAI	7th	0	0	0	0	1	1	1	3	13	12	31					59	
90	COLORADO BOCS	9130	EXPEDITIONAI	8th	0	0	1	0	0	0	2	2	14	12	31					60	
90	COLORADO BOCS	9130	EXPEDITIONAI	9th	0	0	1	0	1	0	1	0	8	11	22					62	
90	COLORADO BOCS	9130	EXPEDITIONAI	10th	0	0	0	0	1	0	4	3	8	10	26					62	
90	COLORADO BOCS	9130	EXPEDITIONAI	11th	0	0	0	2	1	0	1	0	10	8	22					63	
90	COLORADO BOCS	9130	EXPEDITIONAI	12th	0	0	1	0	1	0	3	4	7	11	26					63	
90	COLORADO BOCS	9130	EXPEDITIONAI	BOCES TOTAL	2	0	11	7	13	8	18	18	123	136	336					623	
90	BOCES TOTALS				5	3	11	8	14	9	86	74	193	220	623						
98	NONE		DETENTION C	4th	0	0	0	0	0	0	0	1	0	0	1					1	
98	NONE		DETENTION C	5th	0	0	0	0	0	0	0	0	0	1	1					1	
98	NONE		DETENTION C	6th	0	0	0	0	0	0	0	4	0	2	7					7	
98	NONE		DETENTION C	7th	0	0	0	0	3	6	0	4	2	3	18					29	
98	NONE		DETENTION C	8th	0	3	0	1	3	10	4	17	5	11	54					94	
98	NONE		DETENTION C	9th	0	3	1	1	5	13	7	37	11	23	101					161	



COLORADO DEPARTMENT OF EDUCATION
FALL 2006 PUPIL MEMBERSHIP BY COUNTY, DISTRICT, GRADE, RACE/ETHNICITY, AND GENDER

County Code	COUNTY	DISTRICT CODE	DISTRICT	GRADE	AMERICAN INDIAN OR ALASKAN NATIVE		AMERICAN INDIAN OR ALASKAN NATIVE		ASIAN OR PACIFIC ISLANDER		ASIAN OR PACIFIC ISLANDER		BLACK (NOT HISPANIC)		BLACK (NOT HISPANIC)		WHITE (NOT HISPANIC)		WHITE (NOT HISPANIC)		Total
					FEMALE	MALE	FEMALE	MALE	FEMALE	MALE	FEMALE	MALE	FEMALE	MALE	FEMALE	MALE	FEMALE	MALE			
98	NONE		DETENTION C	10th	1	4	0	1	0	13	3	43	9	48							122
98	NONE		DETENTION C	11th	0	4	0	1	2	13	4	33	6	38							101
98	NONE		DETENTION C	12th	1	3	0	0	1	8	1	11	3	24							52
98	NONE		DETENTION C	DETENTION CENTER TOTAL	2	17	1	4	14	64	19	150	36	150							457
98	DETENTION CENTER Total				2	17	1	4	14	64	19	150	36	150							457
		STATE TOTAL	PK		116	110	463	437	586	678	4,125	4,684	6,063	7,292							24,554
		STATE TOTAL	K (Half-Day)		238	226	830	784	924	977	5,026	5,326	12,526	13,306							40,163
		STATE TOTAL	K (Full-Day)		105	103	279	248	764	736	4,320	4,457	4,734	5,013							20,759
		STATE TOTAL	1st		333	361	1,159	1,038	1,762	1,968	9,695	9,889	17,379	19,029							62,613
		STATE TOTAL	3rd		326	356	1,101	1,011	1,754	1,820	8,728	9,024	16,969	18,037							59,126
		STATE TOTAL	3rd		344	336	1,096	1,025	1,756	1,849	8,997	9,516	17,245	18,144							60,308
		STATE TOTAL	4th		332	327	1,102	955	1,624	1,678	8,225	8,528	17,139	17,967							57,877
		STATE TOTAL	5th		354	365	1,037	950	1,761	1,757	7,864	8,321	17,223	18,274							57,906
		STATE TOTAL	6th		328	325	1,002	988	1,666	1,836	7,664	8,192	17,322	18,527							57,850
		STATE TOTAL	7th		366	373	951	892	1,787	1,780	7,708	8,150	17,605	18,776							58,388
		STATE TOTAL	8th		355	386	863	885	1,834	1,818	7,689	8,205	18,161	19,301							59,497
		STATE TOTAL	9th		451	457	956	934	1,991	2,114	8,515	8,967	19,602	20,767							64,754
		STATE TOTAL	10th		350	379	961	908	1,773	1,940	7,167	7,510	19,101	20,193							60,272
		STATE TOTAL	11th		295	299	872	912	1,633	1,709	5,887	6,079	18,887	19,464							56,037
		STATE TOTAL	12th		309	278	889	984	1,615	1,464	5,451	5,524	18,287	19,141							53,922
		STATE TOTAL			4,602	4,681	13,561	12,931	25,230	24,124	107,061	112,372	238,243	253,231							794,026

* NOTE: 2/4/2004 Detention Center students were removed from the district count and pulled into a separate category. Although detention center students receive educational services from school district employees, school districts have no jurisdiction over any other detention center function.

