

06/25/2007 Colorado Department of Education Page : 1
 10:01 2005-2006 Student End of Year File : seyrdd1state_01.lis
 STUDENT DROPOUT RATES BY DISTRICT AND INSTRUCTIONAL PROGRAM SERVICE TYPE

COUNTY : 01 ADAMS

District: 0010 MAPLETON 1

	PUPIL COUNT	TOTAL DROPOUTS	RATE
	-----	-----	-----
DISTRICT TOTALS (INCLUDING ALTERNATIVE SCHOOLS)			
AMERICAN INDIAN	50	7	14.0
ASIAN	84	7	8.3
BLACK	62	4	6.5
HISPANIC	1,640	178	10.9
WHITE	1,069	112	10.5
FEMALE	1,374	146	10.6
MALE	1,531	162	10.6
DISTRICT	2,905	308	10.6
INSTRUCTIONAL PROGRAM SERVICE TYPE			
STUDENTS WITH DISABILITIES	291	37	12.7
LIMITED ENGLISH PROFICIENT	592	59	10.0
ECONOMICALLY DISADVANTAGED	1,175	95	8.1
MIGRANT	33	4	12.1
TITLE 1	0	0	0.0
HOMELESS	38	0	0.0
GIFTED AND TALENTED	48	2	4.2
	PUPIL COUNT	TOTAL DROPOUTS	RATE
	-----	-----	-----
DISTRICT TOTALS (EXCLUDING ALTERNATIVE SCHOOLS)			
AMERICAN INDIAN	47	6	12.8
ASIAN	82	7	8.5
BLACK	61	4	6.6
HISPANIC	1,611	171	10.6
WHITE	1,045	109	10.4
FEMALE	1,341	140	10.4
MALE	1,505	157	10.4
DISTRICT	2,846	297	10.4
INSTRUCTIONAL PROGRAM SERVICE TYPE			
STUDENTS WITH DISABILITIES	291	37	12.7

DIST_DROP_IPST.lis

8/30/2007

LIMITED ENGLISH PROFICIENT	577	57	9.9
ECONOMICALLY DISADVANTAGED	1,142	91	8.0
MIGRANT	33	4	12.1
TITLE 1	0	0	0.0
HOMELESS	37	0	0.0
GIFTED AND TALENTED	47	1	2.1

	PUPIL COUNT	TOTAL DROPOUTS	RATE
	-----	-----	-----

DISTRICT TOTALS (ALTERNATIVE SCHOOLS ONLY)




06/25/2007
10:01

Page : 2

AMERICAN INDIAN	0	0.0
ASIAN	0	0.0
BLACK	0	0.0
HISPANIC	0	0.0
WHITE	0	0.0
FEMALE	0	0.0
MALE	0	0.0
DISTRICT	0	0.0

INSTRUCTIONAL PROGRAM SERVICE TYPE		
STUDENTS WITH DISABILITIES	0	0.0
LIMITED ENGLISH PROFICIENT	0	0.0
ECONOMICALLY DISADVANTAGED	0	0.0
MIGRANT	0	0.0
TITLE I	0	0.0
HOMELESS	0	0.0
GIFTED AND TALENTED	0	0.0

District: 0020 ADAMS 12 FIVE STAR SCHOOLS



	PUPIL COUNT	TOTAL DROPOUTS	RATE
	-----	-----	----
DISTRICT TOTALS (INCLUDING ALTERNATIVE SCHOOLS)			
AMERICAN INDIAN	198	13	6.6
ASIAN	959	40	4.2
BLACK	561	33	5.9
HISPANIC	5,584	438	7.8
WHITE	11,731	593	5.1
FEMALE	9,408	476	5.1
MALE	9,625	641	6.7
DISTRICT	19,033	1,117	5.9
INSTRUCTIONAL PROGRAM SERVICE TYPE			
STUDENTS WITH DISABILITIES	1,830	132	7.2
LIMITED ENGLISH PROFICIENT	2,145	158	7.4
ECONOMICALLY DISADVANTAGED	3,686	270	7.3
MIGRANT	186	10	5.4
TITLE 1	1,138	68	6.0
HOMELESS	95	7	7.4
GIFTED AND TALENTED	1,011	5	0.5

TOTAL

	PUPIL COUNT	DROPOUTS	RATE
	-----	-----	-----
DISTRICT TOTALS (EXCLUDING ALTERNATIVE SCHOOLS)			
AMERICAN INDIAN	192	11	5.7
ASIAN	934	30	3.2
BLACK	547	30	5.5
HISPANIC	5,371	353	6.6
WHITE	11,418	472	4.1
FEMALE	9,144	377	4.1
MALE	9,318	519	5.6
DISTRICT	18,462	896	4.9



06/25/2007
10:01

Page : 3

INSTRUCTIONAL PROGRAM SERVICE TYPE	PUPIL COUNT	TOTAL DROPOUTS	RATE
	-----	-----	-----
STUDENTS WITH DISABILITIES	1,804	123	6.8
LIMITED ENGLISH PROFICIENT	2,109	143	6.8
ECONOMICALLY DISADVANTAGED	3,576	236	6.6
MIGRANT	184	10	5.4
TITLE 1	1,108	58	5.2
HOMELESS	94	7	7.4
GIFTED AND TALENTED	1,009	4	0.4
DISTRICT TOTALS (ALTERNATIVE SCHOOLS ONLY)			
AMERICAN INDIAN	6	2	33.3
ASIAN	25	10	40.0
BLACK	14	3	21.4
HISPANIC	213	85	39.9
WHITE	313	121	38.7
FEMALE	264	99	37.5
MALE	307	122	39.7
DISTRICT	571	221	38.7
INSTRUCTIONAL PROGRAM SERVICE TYPE			
STUDENTS WITH DISABILITIES	26	9	34.6
LIMITED ENGLISH PROFICIENT	36	15	41.7
ECONOMICALLY DISADVANTAGED	110	34	30.9
MIGRANT	2	0	0.0
TITLE I	30	10	33.3
HOMELESS	1	0	0.0
GIFTED AND TALENTED	2	1	50.0
District: 0030 ADAMS COUNTY 14			
	PUPIL COUNT	TOTAL DROPOUTS	RATE
	-----	-----	-----
DISTRICT TOTALS (INCLUDING ALTERNATIVE SCHOOLS)			
AMERICAN INDIAN	58	5	8.6
ASIAN	21	3	14.3
BLACK	126	12	9.5
HISPANIC	2,774	423	15.2

WHITE	785	60	7.6
FEMALE	1,872	225	12.0
MALE	1,892	278	14.7
DISTRICT	3,764	503	13.4
INSTRUCTIONAL PROGRAM SERVICE TYPE			
STUDENTS WITH DISABILITIES	387	29	7.5
LIMITED ENGLISH PROFICIENT	1,157	141	12.2
ECONOMICALLY DISADVANTAGED	2,103	138	6.6
MIGRANT	152	11	7.2
TITLE 1	558	7	1.3
HOMELESS	17	1	5.9



06/25/2007
10:01

Page : 4

	PUPIL COUNT	TOTAL DROPOUTS	RATE
	-----	-----	-----
GIFTED AND TALENTED	133	1	0.8
DISTRICT TOTALS (EXCLUDING ALTERNATIVE SCHOOLS)			
AMERICAN INDIAN	54	3	5.6
ASIAN	14	1	7.1
BLACK	116	11	9.5
HISPANIC	2,107	157	7.5
WHITE	681	35	5.1
FEMALE	1,450	81	5.6
MALE	1,522	126	8.3
DISTRICT	2,972	207	7.0
INSTRUCTIONAL PROGRAM SERVICE TYPE			
STUDENTS WITH DISABILITIES	359	25	7.0
LIMITED ENGLISH PROFICIENT	892	65	7.3
ECONOMICALLY DISADVANTAGED	2,005	104	5.2
MIGRANT	137	6	4.4
TITLE 1	556	7	1.3
HOMELESS	17	1	5.9
GIFTED AND TALENTED	133	1	0.8
DISTRICT TOTALS (ALTERNATIVE SCHOOLS ONLY)			
AMERICAN INDIAN	4	2	50.0
ASIAN	7	2	28.6
BLACK	10	1	10.0
HISPANIC	667	266	39.9
WHITE	104	25	24.0
FEMALE	422	144	34.1
MALE	370	152	41.1
DISTRICT	792	296	37.4
INSTRUCTIONAL PROGRAM SERVICE TYPE			
STUDENTS WITH DISABILITIES	28	4	14.3
LIMITED ENGLISH PROFICIENT	265	76	28.7
ECONOMICALLY DISADVANTAGED	98	34	34.7
MIGRANT	15	5	33.3



DIST_DROP_IPST.lis

8/30/2007

TITLE I	2	0	0.0
HOMELESS	0	0	0.0
GIFTED AND TALENTED	0	0	0.0

District: 0040 BRIGHTON 27J

	PUPIL COUNT -----	TOTAL DROPOUTS -----	RATE -----
DISTRICT TOTALS (INCLUDING ALTERNATIVE SCHOOLS)			
AMERICAN INDIAN	47	2	4.3



06/25/2007
10:01

Page : 5

ASIAN	149	2	1.3
BLACK	123	4	3.3
HISPANIC	2,055	143	7.0
WHITE	2,514	82	3.3
FEMALE	2,404	86	3.6
MALE	2,484	147	5.9
DISTRICT	4,888	233	4.8

INSTRUCTIONAL PROGRAM SERVICE TYPE

STUDENTS WITH DISABILITIES	434	24	5.5
LIMITED ENGLISH PROFICIENT	699	59	8.4
ECONOMICALLY DISADVANTAGED	1,007	48	4.8
MIGRANT	66	6	9.1
TITLE 1	64	0	0.0
HOMELESS	113	10	8.8
GIFTED AND TALENTED	248	2	0.8



DISTRICT TOTALS (EXCLUDING ALTERNATIVE SCHOOLS)

	PUPIL COUNT	TOTAL DROPOUTS	RATE
	-----	-----	-----
AMERICAN INDIAN	41	1	2.4
ASIAN	138	1	0.7
BLACK	108	2	1.9
HISPANIC	1,738	46	2.6
WHITE	2,277	34	1.5
FEMALE	2,175	34	1.6
MALE	2,127	50	2.4
DISTRICT	4,302	84	2.0

INSTRUCTIONAL PROGRAM SERVICE TYPE

STUDENTS WITH DISABILITIES	379	11	2.9
LIMITED ENGLISH PROFICIENT	611	28	4.6
ECONOMICALLY DISADVANTAGED	859	14	1.6
MIGRANT	61	4	6.6
TITLE 1	56	0	0.0
HOMELESS	97	4	4.1
GIFTED AND TALENTED	247	1	0.4

PUPIL COUNT	TOTAL DROPOUTS	RATE
-----	-----	-----

DISTRICT TOTALS (ALTERNATIVE SCHOOLS ONLY)

AMERICAN INDIAN	6	1	16.7
ASIAN	11	1	9.1
BLACK	15	2	13.3
HISPANIC	317	97	30.6
WHITE	237	48	20.3
FEMALE	229	52	22.7
MALE	357	97	27.2
DISTRICT	586	149	25.4
INSTRUCTIONAL PROGRAM SERVICE TYPE			
STUDENTS WITH DISABILITIES	55	13	23.6




06/25/2007
10:01

Page : 6

LIMITED ENGLISH PROFICIENT	88	31	35.2
ECONOMICALLY DISADVANTAGED	148	34	23.0
MIGRANT	5	2	40.0
TITLE I	8	0	0.0
HOMELESS	16	6	37.5
GIFTED AND TALENTED	1	1	100.0

District: 0050 BENNETT 29J

	PUPIL COUNT -----	TOTAL DROPOUTS -----	RATE ----
DISTRICT TOTALS (INCLUDING ALTERNATIVE SCHOOLS)			
AMERICAN INDIAN	3	0	0.0
ASIAN	2	0	0.0
BLACK	10	0	0.0
HISPANIC	64	1	1.6
WHITE	521	4	0.8
FEMALE	270	3	1.1
MALE	330	2	0.6
DISTRICT	600	5	0.8
INSTRUCTIONAL PROGRAM SERVICE TYPE			
STUDENTS WITH DISABILITIES	72	1	1.4
LIMITED ENGLISH PROFICIENT	0	0	0.0
ECONOMICALLY DISADVANTAGED	85	0	0.0
MIGRANT	0	0	0.0
TITLE 1	142	4	2.8
HOMELESS	1	0	0.0
GIFTED AND TALENTED	0	0	0.0



	PUPIL COUNT -----	TOTAL DROPOUTS -----	RATE ----
DISTRICT TOTALS (EXCLUDING ALTERNATIVE SCHOOLS)			
AMERICAN INDIAN	3	0	0.0
ASIAN	2	0	0.0
BLACK	10	0	0.0
HISPANIC	64	1	1.6
WHITE	521	4	0.8
FEMALE	270	3	1.1
MALE	330	2	0.6

DISTRICT	600	5	0.8
INSTRUCTIONAL PROGRAM SERVICE TYPE			
STUDENTS WITH DISABILITIES	72	1	1.4
LIMITED ENGLISH PROFICIENT	0	0	0.0
ECONOMICALLY DISADVANTAGED	85	0	0.0
MIGRANT	0	0	0.0
TITLE 1	142	4	2.8
HOMELESS	1	0	0.0
GIFTED AND TALENTED	0	0	0.0



06/25/2007
10:01

Page : 7

	PUPIL COUNT	TOTAL DROPOUTS	RATE
	-----	-----	-----
DISTRICT TOTALS (ALTERNATIVE SCHOOLS ONLY)			
AMERICAN INDIAN	0	0	0.0
ASIAN	0	0	0.0
BLACK	0	0	0.0
HISPANIC	0	0	0.0
WHITE	0	0	0.0
FEMALE	0	0	0.0
MALE	0	0	0.0
DISTRICT	0	0	0.0
INSTRUCTIONAL PROGRAM SERVICE TYPE			
STUDENTS WITH DISABILITIES	0	0	0.0
LIMITED ENGLISH PROFICIENT	0	0	0.0
ECONOMICALLY DISADVANTAGED	0	0	0.0
MIGRANT	0	0	0.0
TITLE I	0	0	0.0
HOMELESS	0	0	0.0
GIFTED AND TALENTED	0	0	0.0
District: 0060 STRASBURG 31J			
	PUPIL COUNT	TOTAL DROPOUTS	RATE
	-----	-----	-----
DISTRICT TOTALS (INCLUDING ALTERNATIVE SCHOOLS)			
AMERICAN INDIAN	5	0	0.0
ASIAN	8	0	0.0
BLACK	2	0	0.0
HISPANIC	32	0	0.0
WHITE	428	2	0.5
FEMALE	224	1	0.4
MALE	251	1	0.4
DISTRICT	475	2	0.4
INSTRUCTIONAL PROGRAM SERVICE TYPE			
STUDENTS WITH DISABILITIES	66	0	0.0
LIMITED ENGLISH PROFICIENT	1	0	0.0
ECONOMICALLY DISADVANTAGED	43	0	0.0



DIST_DROP_IPST.lis

8/30/2007

MIGRANT	1	0	0.0
TITLE 1	0	0	0.0
HOMELESS	0	0	0.0
GIFTED AND TALENTED	0	0	0.0

	PUPIL COUNT -----	TOTAL DROPOUTS -----	RATE -----
DISTRICT TOTALS (EXCLUDING ALTERNATIVE SCHOOLS)			
AMERICAN INDIAN	5	0	0.0
ASIAN	8	0	0.0



06/25/2007
10:01

Page : 8

BLACK	2	0	0.0
HISPANIC	26	0	0.0
WHITE	420	1	0.2
FEMALE	218	0	0.0
MALE	243	1	0.4
DISTRICT	461	1	0.2

INSTRUCTIONAL PROGRAM SERVICE TYPE			
STUDENTS WITH DISABILITIES	61	0	0.0
LIMITED ENGLISH PROFICIENT	1	0	0.0
ECONOMICALLY DISADVANTAGED	42	0	0.0
MIGRANT	1	0	0.0
TITLE 1	0	0	0.0
HOMELESS	0	0	0.0
GIFTED AND TALENTED	0	0	0.0



	PUPIL COUNT	TOTAL DROPOUTS	RATE
	-----	-----	-----
DISTRICT TOTALS (ALTERNATIVE SCHOOLS ONLY)			
AMERICAN INDIAN	0	0	0.0
ASIAN	0	0	0.0
BLACK	0	0	0.0
HISPANIC	6	0	0.0
WHITE	8	1	12.5
FEMALE	6	1	16.7
MALE	8	0	0.0
DISTRICT	14	1	7.1

INSTRUCTIONAL PROGRAM SERVICE TYPE			
STUDENTS WITH DISABILITIES	5	0	0.0
LIMITED ENGLISH PROFICIENT	0	0	0.0
ECONOMICALLY DISADVANTAGED	1	0	0.0
MIGRANT	0	0	0.0
TITLE I	0	0	0.0
HOMELESS	0	0	0.0
GIFTED AND TALENTED	0	0	0.0

District: 0070 WESTMINSTER 50

PUPIL COUNT	TOTAL DROPOUTS	RATE
-----	-----	-----

DISTRICT TOTALS (INCLUDING ALTERNATIVE SCHOOLS)

AMERICAN INDIAN	60	5	8.3
ASIAN	406	21	5.2
BLACK	152	12	7.9
HISPANIC	3,230	209	6.5
WHITE	1,807	102	5.6
FEMALE	2,812	153	5.4
MALE	2,843	196	6.9
DISTRICT	5,655	349	6.2

INSTRUCTIONAL PROGRAM SERVICE TYPE



06/25/2007
10:01

Page : 9

STUDENTS WITH DISABILITIES	595	38	6.4
LIMITED ENGLISH PROFICIENT	893	1	0.1
ECONOMICALLY DISADVANTAGED	2,589	84	3.2
MIGRANT	116	6	5.2
TITLE 1	0	0	0.0
HOMELESS	215	20	9.3
GIFTED AND TALENTED	35	8	22.9
	PUPIL COUNT	TOTAL DROPOUTS	RATE
	-----	-----	----
DISTRICT TOTALS (EXCLUDING ALTERNATIVE SCHOOLS)			
AMERICAN INDIAN	57	4	7.0
ASIAN	394	19	4.8
BLACK	145	9	6.2
HISPANIC	3,013	137	4.5
WHITE	1,675	72	4.3
FEMALE	2,619	107	4.1
MALE	2,665	134	5.0
DISTRICT	5,284	241	4.6
INSTRUCTIONAL PROGRAM SERVICE TYPE			
STUDENTS WITH DISABILITIES	563	32	5.7
LIMITED ENGLISH PROFICIENT	868	1	0.1
ECONOMICALLY DISADVANTAGED	2,451	62	2.5
MIGRANT	116	6	5.2
TITLE 1	0	0	0.0
HOMELESS	200	13	6.5
GIFTED AND TALENTED	30	5	16.7
	PUPIL COUNT	TOTAL DROPOUTS	RATE
	-----	-----	----
DISTRICT TOTALS (ALTERNATIVE SCHOOLS ONLY)			
AMERICAN INDIAN	3	1	33.3
ASIAN	10	1	10.0
BLACK	6	2	33.3
HISPANIC	200	64	32.0
WHITE	130	30	23.1
FEMALE	186	43	23.1
MALE	163	55	33.7
DISTRICT	349	98	28.1



INSTRUCTIONAL PROGRAM SERVICE TYPE			
STUDENTS WITH DISABILITIES	31	6	19.4
LIMITED ENGLISH PROFICIENT	25	0	0.0
ECONOMICALLY DISADVANTAGED	136	21	15.4
MIGRANT	0	0	0.0
TITLE I	0	0	0.0
HOMELESS	13	6	46.2
GIFTED AND TALENTED	4	2	50.0

COUNTY : 02 ALAMOSA



06/25/2007
10:01

Page : 10

District: 0100 ALAMOSA RE-11J

	PUPIL COUNT	TOTAL DROPOUTS	RATE
	-----	-----	----
DISTRICT TOTALS (INCLUDING ALTERNATIVE SCHOOLS)			
AMERICAN INDIAN	11	0	0.0
ASIAN	16	0	0.0
BLACK	9	0	0.0
HISPANIC	730	38	5.2
WHITE	516	13	2.5
FEMALE	614	25	4.1
MALE	668	26	3.9
DISTRICT	1,282	51	4.0
INSTRUCTIONAL PROGRAM SERVICE TYPE			
STUDENTS WITH DISABILITIES	146	2	1.4
LIMITED ENGLISH PROFICIENT	89	4	4.5
ECONOMICALLY DISADVANTAGED	703	37	5.3
MIGRANT	69	3	4.3
TITLE 1	0	0	0.0
HOMELESS	0	0	0.0
GIFTED AND TALENTED	0	0	0.0
	PUPIL COUNT	TOTAL DROPOUTS	RATE
	-----	-----	----
DISTRICT TOTALS (EXCLUDING ALTERNATIVE SCHOOLS)			
AMERICAN INDIAN	11	0	0.0
ASIAN	16	0	0.0
BLACK	8	0	0.0
HISPANIC	650	23	3.5
WHITE	486	7	1.4
FEMALE	547	12	2.2
MALE	624	18	2.9
DISTRICT	1,171	30	2.6
INSTRUCTIONAL PROGRAM SERVICE TYPE			
STUDENTS WITH DISABILITIES	138	0	0.0
LIMITED ENGLISH PROFICIENT	84	2	2.4
ECONOMICALLY DISADVANTAGED	641	24	3.7



DIST_DROP_IPST.lis

8/30/2007

MIGRANT	63	1	1.6
TITLE 1	0	0	0.0
HOMELESS	0	0	0.0
GIFTED AND TALENTED	0	0	0.0

	PUPIL COUNT -----	TOTAL DROPOUTS -----	RATE -----
DISTRICT TOTALS (ALTERNATIVE SCHOOLS ONLY)			
AMERICAN INDIAN	0	0	0.0
ASIAN	0	0	0.0




06/25/2007
10:01

Page : 11

BLACK	1	0	0.0
HISPANIC	80	15	18.8
WHITE	30	6	20.0
FEMALE	67	13	19.4
MALE	44	8	18.2
DISTRICT	111	21	18.9

INSTRUCTIONAL PROGRAM SERVICE TYPE			
STUDENTS WITH DISABILITIES	8	2	25.0
LIMITED ENGLISH PROFICIENT	5	2	40.0
ECONOMICALLY DISADVANTAGED	62	13	21.0
MIGRANT	6	2	33.3
TITLE I	0	0	0.0
HOMELESS	0	0	0.0
GIFTED AND TALENTED	0	0	0.0

District: 0110 SANGRE DE CRISTO RE-22J



	PUPIL COUNT	TOTAL DROPOUTS	RATE
	-----	-----	-----
DISTRICT TOTALS (INCLUDING ALTERNATIVE SCHOOLS)			
AMERICAN INDIAN	5	0	0.0
ASIAN	5	0	0.0
BLACK	2	0	0.0
HISPANIC	36	1	2.8
WHITE	136	1	0.7
FEMALE	92	1	1.1
MALE	92	1	1.1
DISTRICT	184	2	1.1
INSTRUCTIONAL PROGRAM SERVICE TYPE			
STUDENTS WITH DISABILITIES	7	0	0.0
LIMITED ENGLISH PROFICIENT	1	0	0.0
ECONOMICALLY DISADVANTAGED	93	2	2.2
MIGRANT	1	0	0.0
TITLE 1	0	0	0.0
HOMELESS	0	0	0.0
GIFTED AND TALENTED	0	0	0.0

PUPIL COUNT	TOTAL DROPOUTS	RATE
-----	-----	-----

DISTRICT TOTALS (EXCLUDING ALTERNATIVE SCHOOLS)

AMERICAN INDIAN	5	0	0.0
ASIAN	5	0	0.0
BLACK	2	0	0.0
HISPANIC	36	1	2.8
WHITE	136	1	0.7
FEMALE	92	1	1.1
MALE	92	1	1.1
DISTRICT	184	2	1.1

INSTRUCTIONAL PROGRAM SERVICE TYPE



06/25/2007
10:01

Page : 12

STUDENTS WITH DISABILITIES	7	0	0.0
LIMITED ENGLISH PROFICIENT	1	0	0.0
ECONOMICALLY DISADVANTAGED	93	2	2.2
MIGRANT	1	0	0.0
TITLE 1	0	0	0.0
HOMELESS	0	0	0.0
GIFTED AND TALENTED	0	0	0.0

	PUPIL COUNT -----	TOTAL DROPOUTS -----	RATE -----
DISTRICT TOTALS (ALTERNATIVE SCHOOLS ONLY)			
AMERICAN INDIAN	0	0	0.0
ASIAN	0	0	0.0
BLACK	0	0	0.0
HISPANIC	0	0	0.0
WHITE	0	0	0.0
FEMALE	0	0	0.0
MALE	0	0	0.0
DISTRICT	0	0	0.0
INSTRUCTIONAL PROGRAM SERVICE TYPE			
STUDENTS WITH DISABILITIES	0	0	0.0
LIMITED ENGLISH PROFICIENT	0	0	0.0
ECONOMICALLY DISADVANTAGED	0	0	0.0
MIGRANT	0	0	0.0
TITLE I	0	0	0.0
HOMELESS	0	0	0.0
GIFTED AND TALENTED	0	0	0.0



COUNTY : 03 ARAPAHOE

District: 0120 ENGLEWOOD 1

	PUPIL COUNT -----	TOTAL DROPOUTS -----	RATE -----
DISTRICT TOTALS (INCLUDING ALTERNATIVE SCHOOLS)			
AMERICAN INDIAN	63	5	7.9
ASIAN	47	3	6.4
BLACK	123	15	12.2
HISPANIC	672	96	14.3

WHITE	1,574	147	9.3
FEMALE	1,184	114	9.6
MALE	1,295	152	11.7
DISTRICT	2,479	266	10.7
INSTRUCTIONAL PROGRAM SERVICE TYPE			
STUDENTS WITH DISABILITIES	323	30	9.3
LIMITED ENGLISH PROFICIENT	63	6	9.5
ECONOMICALLY DISADVANTAGED	755	71	9.4
MIGRANT	1	0	0.0
TITLE 1	1	0	0.0
HOMELESS	111	20	18.0



06/25/2007
10:01

Page : 13

	PUPIL COUNT	TOTAL DROPOUTS	RATE
	-----	-----	-----
GIFTED AND TALENTED	61	1	1.6
DISTRICT TOTALS (EXCLUDING ALTERNATIVE SCHOOLS)			
AMERICAN INDIAN	43	1	2.3
ASIAN	40	1	2.5
BLACK	88	4	4.5
HISPANIC	436	24	5.5
WHITE	1,043	30	2.9
FEMALE	793	21	2.6
MALE	857	39	4.6
DISTRICT	1,650	60	3.6
INSTRUCTIONAL PROGRAM SERVICE TYPE			
STUDENTS WITH DISABILITIES	265	18	6.8
LIMITED ENGLISH PROFICIENT	62	6	9.7
ECONOMICALLY DISADVANTAGED	556	22	4.0
MIGRANT	0	0	0.0
TITLE 1	0	0	0.0
HOMELESS	41	1	2.4
GIFTED AND TALENTED	61	1	1.6
DISTRICT TOTALS (ALTERNATIVE SCHOOLS ONLY)			
AMERICAN INDIAN	20	4	20.0
ASIAN	7	2	28.6
BLACK	35	11	31.4
HISPANIC	236	72	30.5
WHITE	531	117	22.0
FEMALE	391	93	23.8
MALE	438	113	25.8
DISTRICT	829	206	24.8
INSTRUCTIONAL PROGRAM SERVICE TYPE			
STUDENTS WITH DISABILITIES	58	12	20.7
LIMITED ENGLISH PROFICIENT	1	0	0.0
ECONOMICALLY DISADVANTAGED	199	49	24.6
MIGRANT	1	0	0.0



DIST_DROP_IPST.lis

8/30/2007

TITLE I	1	0	0.0
HOMELESS	70	19	27.1
GIFTED AND TALENTED	0	0	0.0

District: 0123 SHERIDAN 2

	PUPIL COUNT -----	TOTAL DROPOUTS -----	RATE -----
DISTRICT TOTALS (INCLUDING ALTERNATIVE SCHOOLS)			
AMERICAN INDIAN	17	2	11.8



06/25/2007
10:01

Page : 14

ASIAN	36	0	0.0
BLACK	35	1	2.9
HISPANIC	643	27	4.2
WHITE	335	8	2.4
FEMALE	520	18	3.5
MALE	546	20	3.7
DISTRICT	1,066	38	3.6

INSTRUCTIONAL PROGRAM SERVICE TYPE


STUDENTS WITH DISABILITIES	154	5	3.2
LIMITED ENGLISH PROFICIENT	273	14	5.1
ECONOMICALLY DISADVANTAGED	600	14	2.3
MIGRANT	12	0	0.0
TITLE 1	301	1	0.3
HOMELESS	90	5	5.6
GIFTED AND TALENTED	64	0	0.0

DISTRICT TOTALS (EXCLUDING ALTERNATIVE SCHOOLS)

AMERICAN INDIAN	17	2	11.8
ASIAN	36	0	0.0
BLACK	35	1	2.9
HISPANIC	643	27	4.2
WHITE	335	8	2.4
FEMALE	520	18	3.5
MALE	546	20	3.7
DISTRICT	1,066	38	3.6

INSTRUCTIONAL PROGRAM SERVICE TYPE

STUDENTS WITH DISABILITIES	154	5	3.2
LIMITED ENGLISH PROFICIENT	273	14	5.1
ECONOMICALLY DISADVANTAGED	600	14	2.3
MIGRANT	12	0	0.0
TITLE 1	301	1	0.3
HOMELESS	90	5	5.6
GIFTED AND TALENTED	64	0	0.0



PUPIL COUNT	TOTAL DROPOUTS	RATE
-----	-----	-----
-----	-----	-----
-----	-----	-----

DISTRICT TOTALS (ALTERNATIVE SCHOOLS ONLY)

AMERICAN INDIAN	0	0	0.0
ASIAN	0	0	0.0
BLACK	0	0	0.0
HISPANIC	0	0	0.0
WHITE	0	0	0.0
FEMALE	0	0	0.0
MALE	0	0	0.0
DISTRICT	0	0	0.0
INSTRUCTIONAL PROGRAM SERVICE TYPE			
STUDENTS WITH DISABILITIES	0	0	0.0




06/25/2007
10:01

Page : 15

LIMITED ENGLISH PROFICIENT	0	0	0.0
ECONOMICALLY DISADVANTAGED	0	0	0.0
MIGRANT	0	0	0.0
TITLE I	0	0	0.0
HOMELESS	0	0	0.0
GIFTED AND TALENTED	0	0	0.0

District: 0130 CHERRY CREEK 5

	PUPIL COUNT	TOTAL DROPOUTS	RATE
	-----	-----	----
DISTRICT TOTALS (INCLUDING ALTERNATIVE SCHOOLS)			
AMERICAN INDIAN	146	9	6.2
ASIAN	1,723	20	1.2
BLACK	3,467	101	2.9
HISPANIC	2,780	114	4.1
WHITE	16,663	239	1.4
FEMALE	12,125	214	1.8
MALE	12,654	269	2.1
DISTRICT	24,779	483	1.9
INSTRUCTIONAL PROGRAM SERVICE TYPE			
STUDENTS WITH DISABILITIES	2,900	78	2.7
LIMITED ENGLISH PROFICIENT	655	12	1.8
ECONOMICALLY DISADVANTAGED	3,447	99	2.9
MIGRANT	9	1	11.1
TITLE 1	0	0	0.0
HOMELESS	5	0	0.0
GIFTED AND TALENTED	1,782	0	0.0



	PUPIL COUNT	TOTAL DROPOUTS	RATE
	-----	-----	----
DISTRICT TOTALS (EXCLUDING ALTERNATIVE SCHOOLS)			
AMERICAN INDIAN	144	8	5.6
ASIAN	1,723	20	1.2
BLACK	3,455	100	2.9
HISPANIC	2,770	109	3.9
WHITE	16,623	224	1.3
FEMALE	12,096	202	1.7
MALE	12,619	259	2.1

DISTRICT	24,715	461	1.9
INSTRUCTIONAL PROGRAM SERVICE TYPE			
STUDENTS WITH DISABILITIES	2,890	76	2.6
LIMITED ENGLISH PROFICIENT	655	12	1.8
ECONOMICALLY DISADVANTAGED	3,447	99	2.9
MIGRANT	9	1	11.1
TITLE 1	0	0	0.0
HOMELESS	5	0	0.0
GIFTED AND TALENTED	1,782	0	0.0



06/25/2007
10:01

Page : 16

	PUPIL COUNT	TOTAL DROPOUTS	RATE
	-----	-----	-----
DISTRICT TOTALS (ALTERNATIVE SCHOOLS ONLY)			
AMERICAN INDIAN	0	0	0.0
ASIAN	0	0	0.0
BLACK	0	0	0.0
HISPANIC	0	0	0.0
WHITE	0	0	0.0
FEMALE	0	0	0.0
MALE	0	0	0.0
DISTRICT	0	0	0.0
INSTRUCTIONAL PROGRAM SERVICE TYPE			
STUDENTS WITH DISABILITIES	0	0	0.0
LIMITED ENGLISH PROFICIENT	0	0	0.0
ECONOMICALLY DISADVANTAGED	0	0	0.0
MIGRANT	0	0	0.0
TITLE I	0	0	0.0
HOMELESS	0	0	0.0
GIFTED AND TALENTED	0	0	0.0

District: 0140 LITTLETON 6



	PUPIL COUNT	TOTAL DROPOUTS	RATE
	-----	-----	-----
DISTRICT TOTALS (INCLUDING ALTERNATIVE SCHOOLS)			
AMERICAN INDIAN	67	2	3.0
ASIAN	234	5	2.1
BLACK	181	4	2.2
HISPANIC	787	37	4.7
WHITE	7,543	88	1.2
FEMALE	4,334	60	1.4
MALE	4,478	76	1.7
DISTRICT	8,812	136	1.5
INSTRUCTIONAL PROGRAM SERVICE TYPE			
STUDENTS WITH DISABILITIES	918	26	2.8
LIMITED ENGLISH PROFICIENT	279	21	7.5
ECONOMICALLY DISADVANTAGED	746	21	2.8

DIST_DROP_IPST.lis

8/30/2007

MIGRANT	6	0	0.0
TITLE 1	0	0	0.0
HOMELESS	8	0	0.0
GIFTED AND TALENTED	1,720	5	0.3

	PUPIL COUNT	TOTAL DROPOUTS	RATE
	-----	-----	-----
DISTRICT TOTALS (EXCLUDING ALTERNATIVE SCHOOLS)			
AMERICAN INDIAN	66	1	1.5
ASIAN	234	5	2.1



06/25/2007
10:01

Page : 17

BLACK	181	4	2.2
HISPANIC	787	37	4.7
WHITE	7,543	88	1.2
FEMALE	4,333	59	1.4
MALE	4,478	76	1.7
DISTRICT	8,811	135	1.5

INSTRUCTIONAL PROGRAM SERVICE TYPE			
STUDENTS WITH DISABILITIES	918	26	2.8
LIMITED ENGLISH PROFICIENT	279	21	7.5
ECONOMICALLY DISADVANTAGED	746	21	2.8
MIGRANT	6	0	0.0
TITLE 1	0	0	0.0
HOMELESS	8	0	0.0
GIFTED AND TALENTED	1,720	5	0.3



	PUPIL COUNT	TOTAL DROPOUTS	RATE
	-----	-----	-----
DISTRICT TOTALS (ALTERNATIVE SCHOOLS ONLY)			
AMERICAN INDIAN	0	0	0.0
ASIAN	0	0	0.0
BLACK	0	0	0.0
HISPANIC	0	0	0.0
WHITE	0	0	0.0
FEMALE	0	0	0.0
MALE	0	0	0.0
DISTRICT	0	0	0.0

INSTRUCTIONAL PROGRAM SERVICE TYPE			
STUDENTS WITH DISABILITIES	0	0	0.0
LIMITED ENGLISH PROFICIENT	0	0	0.0
ECONOMICALLY DISADVANTAGED	0	0	0.0
MIGRANT	0	0	0.0
TITLE I	0	0	0.0
HOMELESS	0	0	0.0
GIFTED AND TALENTED	0	0	0.0

District: 0170 DEER TRAIL 26J

PUPIL COUNT	TOTAL DROPOUTS	RATE
-----	-----	-----

DISTRICT TOTALS (INCLUDING ALTERNATIVE SCHOOLS)

AMERICAN INDIAN	4	0	0.0
ASIAN	2	0	0.0
BLACK	1	0	0.0
HISPANIC	5	0	0.0
WHITE	92	1	1.1
FEMALE	43	1	2.3
MALE	61	0	0.0
DISTRICT	104	1	1.0

INSTRUCTIONAL PROGRAM SERVICE TYPE



06/25/2007
10:01

Page : 18

STUDENTS WITH DISABILITIES	10	0	0.0
LIMITED ENGLISH PROFICIENT	0	0	0.0
ECONOMICALLY DISADVANTAGED	31	1	3.2
MIGRANT	0	0	0.0
TITLE 1	1	0	0.0
HOMELESS	0	0	0.0
GIFTED AND TALENTED	3	0	0.0
	PUPIL COUNT	TOTAL DROPOUTS	RATE
	-----	-----	-----
DISTRICT TOTALS (EXCLUDING ALTERNATIVE SCHOOLS)			
AMERICAN INDIAN	4	0	0.0
ASIAN	2	0	0.0
BLACK	1	0	0.0
HISPANIC	5	0	0.0
WHITE	92	1	1.1
FEMALE	43	1	2.3
MALE	61	0	0.0
DISTRICT	104	1	1.0
INSTRUCTIONAL PROGRAM SERVICE TYPE			
STUDENTS WITH DISABILITIES	10	0	0.0
LIMITED ENGLISH PROFICIENT	0	0	0.0
ECONOMICALLY DISADVANTAGED	31	1	3.2
MIGRANT	0	0	0.0
TITLE 1	1	0	0.0
HOMELESS	0	0	0.0
GIFTED AND TALENTED	3	0	0.0
	PUPIL COUNT	TOTAL DROPOUTS	RATE
	-----	-----	-----
DISTRICT TOTALS (ALTERNATIVE SCHOOLS ONLY)			
AMERICAN INDIAN	0	0	0.0
ASIAN	0	0	0.0
BLACK	0	0	0.0
HISPANIC	0	0	0.0
WHITE	0	0	0.0
FEMALE	0	0	0.0
MALE	0	0	0.0
DISTRICT	0	0	0.0



INSTRUCTIONAL PROGRAM SERVICE TYPE

STUDENTS WITH DISABILITIES	0	0	0.0
LIMITED ENGLISH PROFICIENT	0	0	0.0
ECONOMICALLY DISADVANTAGED	0	0	0.0
MIGRANT	0	0	0.0
TITLE I	0	0	0.0
HOMELESS	0	0	0.0
GIFTED AND TALENTED	0	0	0.0

District: 0180 ADAMS-ARAPAHOE 28J



06/25/2007
10:01

Page : 19

	PUPIL COUNT	TOTAL DROPOUTS	RATE
	-----	-----	-----
DISTRICT TOTALS (INCLUDING ALTERNATIVE SCHOOLS)			
AMERICAN INDIAN	152	15	9.9
ASIAN	696	55	7.9
BLACK	4,279	290	6.8
HISPANIC	7,313	1,041	14.2
WHITE	4,805	305	6.3
FEMALE	8,490	794	9.4
MALE	8,755	912	10.4
DISTRICT	17,245	1,706	9.9
INSTRUCTIONAL PROGRAM SERVICE TYPE			
STUDENTS WITH DISABILITIES	1,918	148	7.7
LIMITED ENGLISH PROFICIENT	5,154	774	15.0
ECONOMICALLY DISADVANTAGED	7,806	583	7.5
MIGRANT	242	31	12.8
TITLE 1	1,280	21	1.6
HOMELESS	152	14	9.2
GIFTED AND TALENTED	957	25	2.6
	PUPIL COUNT	TOTAL DROPOUTS	RATE
	-----	-----	-----
DISTRICT TOTALS (EXCLUDING ALTERNATIVE SCHOOLS)			
AMERICAN INDIAN	137	12	8.8
ASIAN	676	50	7.4
BLACK	4,085	217	5.3
HISPANIC	6,587	683	10.4
WHITE	4,357	258	5.9
FEMALE	7,772	547	7.0
MALE	8,070	673	8.3
DISTRICT	15,842	1,220	7.7
INSTRUCTIONAL PROGRAM SERVICE TYPE			
STUDENTS WITH DISABILITIES	1,877	141	7.5
LIMITED ENGLISH PROFICIENT	4,584	465	10.1
ECONOMICALLY DISADVANTAGED	7,532	483	6.4
MIGRANT	231	25	10.8
TITLE 1	1,268	15	1.2



HOMELESS	147	12	8.2
GIFTED AND TALENTED	939	22	2.3
	PUPIL COUNT	TOTAL DROPOUTS	RATE
	-----	-----	-----
DISTRICT TOTALS (ALTERNATIVE SCHOOLS ONLY)			
AMERICAN INDIAN	15	3	20.0
ASIAN	20	5	25.0
BLACK	194	73	37.6
HISPANIC	726	358	49.3




06/25/2007
10:01

Page : 20

WHITE	448	47	10.5
FEMALE	718	247	34.4
MALE	685	239	34.9
DISTRICT	1,403	486	34.6

INSTRUCTIONAL PROGRAM SERVICE TYPE			
STUDENTS WITH DISABILITIES	41	7	17.1
LIMITED ENGLISH PROFICIENT	570	309	54.2
ECONOMICALLY DISADVANTAGED	274	100	36.5
MIGRANT	11	6	54.5
TITLE I	12	6	50.0
HOMELESS	5	2	40.0
GIFTED AND TALENTED	18	3	16.7

District: 0190 BYERS 32J



	PUPIL COUNT	TOTAL DROPOUTS	RATE
	-----	-----	-----
DISTRICT TOTALS (INCLUDING ALTERNATIVE SCHOOLS)			
AMERICAN INDIAN	2	0	0.0
ASIAN	2	0	0.0
BLACK	5	0	0.0
HISPANIC	24	0	0.0
WHITE	236	5	2.1
FEMALE	126	1	0.8
MALE	143	4	2.8
DISTRICT	269	5	1.9
INSTRUCTIONAL PROGRAM SERVICE TYPE			
STUDENTS WITH DISABILITIES	37	0	0.0
LIMITED ENGLISH PROFICIENT	7	0	0.0
ECONOMICALLY DISADVANTAGED	85	0	0.0
MIGRANT	0	0	0.0
TITLE 1	0	0	0.0
HOMELESS	2	0	0.0
GIFTED AND TALENTED	0	0	0.0
	PUPIL COUNT	TOTAL DROPOUTS	RATE
	-----	-----	-----

DISTRICT TOTALS (EXCLUDING ALTERNATIVE SCHOOLS)

DIST_DROP_IPST.lis

8/30/2007

AMERICAN INDIAN	2	0	0.0
ASIAN	2	0	0.0
BLACK	5	0	0.0
HISPANIC	24	0	0.0
WHITE	236	5	2.1
FEMALE	126	1	0.8
MALE	143	4	2.8
DISTRICT	269	5	1.9
INSTRUCTIONAL PROGRAM SERVICE TYPE			
STUDENTS WITH DISABILITIES	37	0	0.0
LIMITED ENGLISH PROFICIENT	7	0	0.0



06/25/2007
10:01

Page : 21

ECONOMICALLY DISADVANTAGED	85	0	0.0
MIGRANT	0	0	0.0
TITLE 1	0	0	0.0
HOMELESS	2	0	0.0
GIFTED AND TALENTED	0	0	0.0
	PUPIL COUNT	TOTAL DROPOUTS	RATE
	-----	-----	----
DISTRICT TOTALS (ALTERNATIVE SCHOOLS ONLY)			
AMERICAN INDIAN	0	0	0.0
ASIAN	0	0	0.0
BLACK	0	0	0.0
HISPANIC	0	0	0.0
WHITE	0	0	0.0
FEMALE	0	0	0.0
MALE	0	0	0.0
DISTRICT	0	0	0.0
INSTRUCTIONAL PROGRAM SERVICE TYPE			
STUDENTS WITH DISABILITIES	0	0	0.0
LIMITED ENGLISH PROFICIENT	0	0	0.0
ECONOMICALLY DISADVANTAGED	0	0	0.0
MIGRANT	0	0	0.0
TITLE I	0	0	0.0
HOMELESS	0	0	0.0
GIFTED AND TALENTED	0	0	0.0
COUNTY : 04 ARCHULETA			
District: 0220 ARCHULETA COUNTY 50 JT			



	PUPIL COUNT	TOTAL DROPOUTS	RATE
	-----	-----	----
DISTRICT TOTALS (INCLUDING ALTERNATIVE SCHOOLS)			
AMERICAN INDIAN	25	1	4.0
ASIAN	6	0	0.0
BLACK	9	3	33.3
HISPANIC	192	7	3.6
WHITE	720	16	2.2
FEMALE	482	16	3.3

MALE	470	11	2.3
DISTRICT	952	27	2.8
INSTRUCTIONAL PROGRAM SERVICE TYPE			
STUDENTS WITH DISABILITIES	76	2	2.6
LIMITED ENGLISH PROFICIENT	10	0	0.0
ECONOMICALLY DISADVANTAGED	297	10	3.4
MIGRANT	0	0	0.0
TITLE 1	0	0	0.0
HOMELESS	12	1	8.3
GIFTED AND TALENTED	25	0	0.0



06/25/2007
10:01

Page : 22

	PUPIL COUNT	TOTAL DROPOUTS	RATE
	-----	-----	-----
DISTRICT TOTALS (EXCLUDING ALTERNATIVE SCHOOLS)			
AMERICAN INDIAN	23	1	4.3
ASIAN	6	0	0.0
BLACK	7	1	14.3
HISPANIC	171	2	1.2
WHITE	677	9	1.3
FEMALE	444	4	0.9
MALE	440	9	2.0
DISTRICT	884	13	1.5
INSTRUCTIONAL PROGRAM SERVICE TYPE			
STUDENTS WITH DISABILITIES	70	2	2.9
LIMITED ENGLISH PROFICIENT	10	0	0.0
ECONOMICALLY DISADVANTAGED	268	3	1.1
MIGRANT	0	0	0.0
TITLE 1	0	0	0.0
HOMELESS	10	0	0.0
GIFTED AND TALENTED	25	0	0.0
DISTRICT TOTALS (ALTERNATIVE SCHOOLS ONLY)			
AMERICAN INDIAN	2	0	0.0
ASIAN	0	0	0.0
BLACK	2	2	100.0
HISPANIC	21	5	23.8
WHITE	43	7	16.3
FEMALE	38	12	31.6
MALE	30	2	6.7
DISTRICT	68	14	20.6
INSTRUCTIONAL PROGRAM SERVICE TYPE			
STUDENTS WITH DISABILITIES	6	0	0.0
LIMITED ENGLISH PROFICIENT	0	0	0.0
ECONOMICALLY DISADVANTAGED	29	7	24.1
MIGRANT	0	0	0.0
TITLE I	0	0	0.0



DIST_DROP_IPST.lis

8/30/2007

HOMELESS
GIFTED AND TALENTED

2
0

1
0

50.0
0.0

COUNTY : 05 BACA

District: 0230 WALSH RE-1

PUPIL COUNT	TOTAL DROPOUTS	RATE
-----	-----	-----

DISTRICT TOTALS (INCLUDING ALTERNATIVE SCHOOLS)



06/25/2007
10:01

Page : 23

AMERICAN INDIAN	1	0	0.0
ASIAN	0	0	0.0
BLACK	0	0	0.0
HISPANIC	9	0	0.0
WHITE	56	0	0.0
FEMALE	34	0	0.0
MALE	32	0	0.0
DISTRICT	66	0	0.0
INSTRUCTIONAL PROGRAM SERVICE TYPE			
STUDENTS WITH DISABILITIES	2	0	0.0
LIMITED ENGLISH PROFICIENT	4	0	0.0
ECONOMICALLY DISADVANTAGED	34	0	0.0
MIGRANT	0	0	0.0
TITLE 1	0	0	0.0
HOMELESS	0	0	0.0
GIFTED AND TALENTED	17	0	0.0
	PUPIL COUNT	TOTAL DROPOUTS	RATE
	-----	-----	-----
DISTRICT TOTALS (EXCLUDING ALTERNATIVE SCHOOLS)			
AMERICAN INDIAN	1	0	0.0
ASIAN	0	0	0.0
BLACK	0	0	0.0
HISPANIC	9	0	0.0
WHITE	56	0	0.0
FEMALE	34	0	0.0
MALE	32	0	0.0
DISTRICT	66	0	0.0
INSTRUCTIONAL PROGRAM SERVICE TYPE			
STUDENTS WITH DISABILITIES	2	0	0.0
LIMITED ENGLISH PROFICIENT	4	0	0.0
ECONOMICALLY DISADVANTAGED	34	0	0.0
MIGRANT	0	0	0.0
TITLE 1	0	0	0.0
HOMELESS	0	0	0.0
GIFTED AND TALENTED	17	0	0.0
	PUPIL COUNT	TOTAL DROPOUTS	RATE
	-----	-----	-----



DISTRICT TOTALS (ALTERNATIVE SCHOOLS ONLY)

AMERICAN INDIAN	0	0	0.0
ASIAN	0	0	0.0
BLACK	0	0	0.0
HISPANIC	0	0	0.0
WHITE	0	0	0.0
FEMALE	0	0	0.0
MALE	0	0	0.0
DISTRICT	0	0	0.0

INSTRUCTIONAL PROGRAM SERVICE TYPE




06/25/2007
10:01

Page : 24

STUDENTS WITH DISABILITIES	0	0	0.0
LIMITED ENGLISH PROFICIENT	0	0	0.0
ECONOMICALLY DISADVANTAGED	0	0	0.0
MIGRANT	0	0	0.0
TITLE I	0	0	0.0
HOMELESS	0	0	0.0
GIFTED AND TALENTED	0	0	0.0

District: 0240 PRITCHETT RE-3

	PUPIL COUNT -----	TOTAL DROPOUTS -----	RATE -----
DISTRICT TOTALS (INCLUDING ALTERNATIVE SCHOOLS)			
AMERICAN INDIAN	0	0	0.0
ASIAN	0	0	0.0
BLACK	0	0	0.0
HISPANIC	0	0	0.0
WHITE	38	0	0.0
FEMALE	16	0	0.0
MALE	22	0	0.0
DISTRICT	38	0	0.0
INSTRUCTIONAL PROGRAM SERVICE TYPE			
STUDENTS WITH DISABILITIES	1	0	0.0
LIMITED ENGLISH PROFICIENT	0	0	0.0
ECONOMICALLY DISADVANTAGED	22	0	0.0
MIGRANT	0	0	0.0
TITLE 1	38	0	0.0
HOMELESS	0	0	0.0
GIFTED AND TALENTED	4	0	0.0
	PUPIL COUNT -----	TOTAL DROPOUTS -----	RATE -----
DISTRICT TOTALS (EXCLUDING ALTERNATIVE SCHOOLS)			
AMERICAN INDIAN	0	0	0.0
ASIAN	0	0	0.0
BLACK	0	0	0.0
HISPANIC	0	0	0.0
WHITE	38	0	0.0
FEMALE	16	0	0.0



MALE	22	0	0.0
DISTRICT	38	0	0.0
INSTRUCTIONAL PROGRAM SERVICE TYPE			
STUDENTS WITH DISABILITIES	1	0	0.0
LIMITED ENGLISH PROFICIENT	0	0	0.0
ECONOMICALLY DISADVANTAGED	22	0	0.0
MIGRANT	0	0	0.0
TITLE 1	38	0	0.0
HOMELESS	0	0	0.0
GIFTED AND TALENTED	4	0	0.0



06/25/2007
10:01

Page : 25

	PUPIL COUNT	TOTAL DROPOUTS	RATE
	-----	-----	-----
DISTRICT TOTALS (ALTERNATIVE SCHOOLS ONLY)			
AMERICAN INDIAN	0	0	0.0
ASIAN	0	0	0.0
BLACK	0	0	0.0
HISPANIC	0	0	0.0
WHITE	0	0	0.0
FEMALE	0	0	0.0
MALE	0	0	0.0
DISTRICT	0	0	0.0
INSTRUCTIONAL PROGRAM SERVICE TYPE			
STUDENTS WITH DISABILITIES	0	0	0.0
LIMITED ENGLISH PROFICIENT	0	0	0.0
ECONOMICALLY DISADVANTAGED	0	0	0.0
MIGRANT	0	0	0.0
TITLE I	0	0	0.0
HOMELESS	0	0	0.0
GIFTED AND TALENTED	0	0	0.0

District: 0250 SPRINGFIELD RE-4

	PUPIL COUNT	TOTAL DROPOUTS	RATE
	-----	-----	-----
DISTRICT TOTALS (INCLUDING ALTERNATIVE SCHOOLS)			
AMERICAN INDIAN	4	0	0.0
ASIAN	0	0	0.0
BLACK	6	0	0.0
HISPANIC	24	1	4.2
WHITE	117	1	0.9
FEMALE	56	0	0.0
MALE	95	2	2.1
DISTRICT	151	2	1.3
INSTRUCTIONAL PROGRAM SERVICE TYPE			
STUDENTS WITH DISABILITIES	14	0	0.0
LIMITED ENGLISH PROFICIENT	4	0	0.0
ECONOMICALLY DISADVANTAGED	90	2	2.2

DIST_DROP_IPST.lis

8/30/2007

MIGRANT	0	0	0.0
TITLE 1	30	1	3.3
HOMELESS	0	0	0.0
GIFTED AND TALENTED	47	0	0.0

	PUPIL COUNT -----	TOTAL DROPOUTS -----	RATE -----
DISTRICT TOTALS (EXCLUDING ALTERNATIVE SCHOOLS)			
AMERICAN INDIAN	4	0	0.0
ASIAN	0	0	0.0



06/25/2007
10:01

Page : 26

BLACK	6	0	0.0
HISPANIC	24	1	4.2
WHITE	117	1	0.9
FEMALE	56	0	0.0
MALE	95	2	2.1
DISTRICT	151	2	1.3

INSTRUCTIONAL PROGRAM SERVICE TYPE

STUDENTS WITH DISABILITIES	14	0	0.0
LIMITED ENGLISH PROFICIENT	4	0	0.0
ECONOMICALLY DISADVANTAGED	90	2	2.2
MIGRANT	0	0	0.0
TITLE 1	30	1	3.3
HOMELESS	0	0	0.0
GIFTED AND TALENTED	47	0	0.0



	PUPIL COUNT	TOTAL DROPOUTS	RATE
	-----	-----	-----
DISTRICT TOTALS (ALTERNATIVE SCHOOLS ONLY)			
AMERICAN INDIAN	0	0	0.0
ASIAN	0	0	0.0
BLACK	0	0	0.0
HISPANIC	0	0	0.0
WHITE	0	0	0.0
FEMALE	0	0	0.0
MALE	0	0	0.0
DISTRICT	0	0	0.0

INSTRUCTIONAL PROGRAM SERVICE TYPE

STUDENTS WITH DISABILITIES	0	0	0.0
LIMITED ENGLISH PROFICIENT	0	0	0.0
ECONOMICALLY DISADVANTAGED	0	0	0.0
MIGRANT	0	0	0.0
TITLE I	0	0	0.0
HOMELESS	0	0	0.0
GIFTED AND TALENTED	0	0	0.0

District: 0260 VILAS RE-5

PUPIL COUNT	TOTAL DROPOUTS	RATE
-----	-----	-----

DISTRICT TOTALS (INCLUDING ALTERNATIVE SCHOOLS)

AMERICAN INDIAN	18	0	0.0
ASIAN	17	1	5.9
BLACK	255	13	5.1
HISPANIC	457	32	7.0
WHITE	735	24	3.3
FEMALE	758	33	4.4
MALE	724	37	5.1
DISTRICT	1,482	70	4.7

INSTRUCTIONAL PROGRAM SERVICE TYPE



06/25/2007
10:01

Page : 27

	PUPIL COUNT	TOTAL DROPOUTS	RATE
	-----	-----	-----
STUDENTS WITH DISABILITIES	200	7	3.5
LIMITED ENGLISH PROFICIENT	0	0	0.0
ECONOMICALLY DISADVANTAGED	496	27	5.4
MIGRANT	0	0	0.0
TITLE 1	39	0	0.0
HOMELESS	0	0	0.0
GIFTED AND TALENTED	0	0	0.0
DISTRICT TOTALS (EXCLUDING ALTERNATIVE SCHOOLS)			
AMERICAN INDIAN	17	0	0.0
ASIAN	17	1	5.9
BLACK	249	13	5.2
HISPANIC	427	27	6.3
WHITE	673	22	3.3
FEMALE	690	28	4.1
MALE	693	35	5.1
DISTRICT	1,383	63	4.6
INSTRUCTIONAL PROGRAM SERVICE TYPE			
STUDENTS WITH DISABILITIES	192	5	2.6
LIMITED ENGLISH PROFICIENT	0	0	0.0
ECONOMICALLY DISADVANTAGED	479	26	5.4
MIGRANT	0	0	0.0
TITLE 1	38	0	0.0
HOMELESS	0	0	0.0
GIFTED AND TALENTED	0	0	0.0
DISTRICT TOTALS (ALTERNATIVE SCHOOLS ONLY)			
AMERICAN INDIAN	1	0	0.0
ASIAN	0	0	0.0
BLACK	6	0	0.0
HISPANIC	30	5	16.7
WHITE	62	2	3.2
FEMALE	68	5	7.4
MALE	31	2	6.5
DISTRICT	99	7	7.1

INSTRUCTIONAL PROGRAM SERVICE TYPE

STUDENTS WITH DISABILITIES	8	2	25.0
LIMITED ENGLISH PROFICIENT	0	0	0.0
ECONOMICALLY DISADVANTAGED	17	1	5.9
MIGRANT	0	0	0.0
TITLE I	1	0	0.0
HOMELESS	0	0	0.0
GIFTED AND TALENTED	0	0	0.0

District: 0270 CAMPO RE-6



06/25/2007
10:01

Page : 28

	PUPIL COUNT	TOTAL DROPOUTS	RATE
	-----	-----	-----
DISTRICT TOTALS (INCLUDING ALTERNATIVE SCHOOLS)			
AMERICAN INDIAN	0	0	0.0
ASIAN	1	0	0.0
BLACK	0	0	0.0
HISPANIC	7	0	0.0
WHITE	39	0	0.0
FEMALE	25	0	0.0
MALE	22	0	0.0
DISTRICT	47	0	0.0
INSTRUCTIONAL PROGRAM SERVICE TYPE			
STUDENTS WITH DISABILITIES	1	0	0.0
LIMITED ENGLISH PROFICIENT	0	0	0.0
ECONOMICALLY DISADVANTAGED	32	0	0.0
MIGRANT	2	0	0.0
TITLE 1	5	0	0.0
HOMELESS	0	0	0.0
GIFTED AND TALENTED	10	0	0.0
	PUPIL COUNT	TOTAL DROPOUTS	RATE
	-----	-----	-----
DISTRICT TOTALS (EXCLUDING ALTERNATIVE SCHOOLS)			
AMERICAN INDIAN	0	0	0.0
ASIAN	1	0	0.0
BLACK	0	0	0.0
HISPANIC	7	0	0.0
WHITE	39	0	0.0
FEMALE	25	0	0.0
MALE	22	0	0.0
DISTRICT	47	0	0.0
INSTRUCTIONAL PROGRAM SERVICE TYPE			
STUDENTS WITH DISABILITIES	1	0	0.0
LIMITED ENGLISH PROFICIENT	0	0	0.0
ECONOMICALLY DISADVANTAGED	32	0	0.0
MIGRANT	2	0	0.0
TITLE 1	5	0	0.0



HOMELESS	0	0	0.0
GIFTED AND TALENTED	10	0	0.0

	PUPIL COUNT -----	TOTAL DROPOUTS -----	RATE -----
DISTRICT TOTALS (ALTERNATIVE SCHOOLS ONLY)			
AMERICAN INDIAN	0	0	0.0
ASIAN	0	0	0.0
BLACK	0	0	0.0
HISPANIC	0	0	0.0



06/25/2007
10:01

Page : 29

WHITE	0	0	0.0
FEMALE	0	0	0.0
MALE	0	0	0.0
DISTRICT	0	0	0.0

INSTRUCTIONAL PROGRAM SERVICE TYPE			
STUDENTS WITH DISABILITIES	0	0	0.0
LIMITED ENGLISH PROFICIENT	0	0	0.0
ECONOMICALLY DISADVANTAGED	0	0	0.0
MIGRANT	0	0	0.0
TITLE I	0	0	0.0
HOMELESS	0	0	0.0
GIFTED AND TALENTED	0	0	0.0

COUNTY : 06 BENT

District: 0290 LAS ANIMAS RE-1



	PUPIL COUNT	TOTAL DROPOUTS	RATE
	-----	-----	-----
DISTRICT TOTALS (INCLUDING ALTERNATIVE SCHOOLS)			
AMERICAN INDIAN	1	0	0.0
ASIAN	8	0	0.0
BLACK	1	0	0.0
HISPANIC	99	9	9.1
WHITE	177	6	3.4
FEMALE	144	8	5.6
MALE	142	7	4.9
DISTRICT	286	15	5.2
INSTRUCTIONAL PROGRAM SERVICE TYPE			
STUDENTS WITH DISABILITIES	36	6	16.7
LIMITED ENGLISH PROFICIENT	0	0	0.0
ECONOMICALLY DISADVANTAGED	167	11	6.6
MIGRANT	0	0	0.0
TITLE 1	100	0	0.0
HOMELESS	0	0	0.0
GIFTED AND TALENTED	19	0	0.0
	PUPIL COUNT	TOTAL DROPOUTS	RATE
	-----	-----	-----

DISTRICT TOTALS (EXCLUDING ALTERNATIVE SCHOOLS)

AMERICAN INDIAN	1	0	0.0
ASIAN	8	0	0.0
BLACK	1	0	0.0
HISPANIC	99	9	9.1
WHITE	177	6	3.4
FEMALE	144	8	5.6
MALE	142	7	4.9
DISTRICT	286	15	5.2

INSTRUCTIONAL PROGRAM SERVICE TYPE



06/25/2007
10:01

Page : 30

STUDENTS WITH DISABILITIES	36	6	16.7
LIMITED ENGLISH PROFICIENT	0	0	0.0
ECONOMICALLY DISADVANTAGED	167	11	6.6
MIGRANT	0	0	0.0
TITLE 1	100	0	0.0
HOMELESS	0	0	0.0
GIFTED AND TALENTED	19	0	0.0

	PUPIL COUNT -----	TOTAL DROPOUTS -----	RATE -----
DISTRICT TOTALS (ALTERNATIVE SCHOOLS ONLY)			
AMERICAN INDIAN	0	0	0.0
ASIAN	0	0	0.0
BLACK	0	0	0.0
HISPANIC	0	0	0.0
WHITE	0	0	0.0
FEMALE	0	0	0.0
MALE	0	0	0.0
DISTRICT	0	0	0.0
INSTRUCTIONAL PROGRAM SERVICE TYPE			
STUDENTS WITH DISABILITIES	0	0	0.0
LIMITED ENGLISH PROFICIENT	0	0	0.0
ECONOMICALLY DISADVANTAGED	0	0	0.0
MIGRANT	0	0	0.0
TITLE I	0	0	0.0
HOMELESS	0	0	0.0
GIFTED AND TALENTED	0	0	0.0



District: 0310 MC CLAVE RE-2

	PUPIL COUNT -----	TOTAL DROPOUTS -----	RATE -----
DISTRICT TOTALS (INCLUDING ALTERNATIVE SCHOOLS)			
AMERICAN INDIAN	0	0	0.0
ASIAN	1	0	0.0
BLACK	0	0	0.0
HISPANIC	33	0	0.0
WHITE	94	0	0.0
FEMALE	72	0	0.0

MALE	56	0	0.0
DISTRICT	128	0	0.0
INSTRUCTIONAL PROGRAM SERVICE TYPE			
STUDENTS WITH DISABILITIES	1	0	0.0
LIMITED ENGLISH PROFICIENT	3	0	0.0
ECONOMICALLY DISADVANTAGED	66	0	0.0
MIGRANT	1	0	0.0
TITLE 1	1	0	0.0
HOMELESS	0	0	0.0
GIFTED AND TALENTED	11	0	0.0



06/25/2007
10:01

Page : 31

	PUPIL COUNT	TOTAL DROPOUTS	RATE
	-----	-----	-----
DISTRICT TOTALS (EXCLUDING ALTERNATIVE SCHOOLS)			
AMERICAN INDIAN	0	0	0.0
ASIAN	1	0	0.0
BLACK	0	0	0.0
HISPANIC	33	0	0.0
WHITE	94	0	0.0
FEMALE	72	0	0.0
MALE	56	0	0.0
DISTRICT	128	0	0.0
INSTRUCTIONAL PROGRAM SERVICE TYPE			
STUDENTS WITH DISABILITIES	1	0	0.0
LIMITED ENGLISH PROFICIENT	3	0	0.0
ECONOMICALLY DISADVANTAGED	66	0	0.0
MIGRANT	1	0	0.0
TITLE 1	1	0	0.0
HOMELESS	0	0	0.0
GIFTED AND TALENTED	11	0	0.0
	PUPIL COUNT	TOTAL DROPOUTS	RATE
	-----	-----	-----
DISTRICT TOTALS (ALTERNATIVE SCHOOLS ONLY)			
AMERICAN INDIAN	0	0	0.0
ASIAN	0	0	0.0
BLACK	0	0	0.0
HISPANIC	0	0	0.0
WHITE	0	0	0.0
FEMALE	0	0	0.0
MALE	0	0	0.0
DISTRICT	0	0	0.0
INSTRUCTIONAL PROGRAM SERVICE TYPE			
STUDENTS WITH DISABILITIES	0	0	0.0
LIMITED ENGLISH PROFICIENT	0	0	0.0
ECONOMICALLY DISADVANTAGED	0	0	0.0
MIGRANT	0	0	0.0
TITLE I	0	0	0.0



DIST_DROP_IPST.lis

8/30/2007

HOMELESS	0	0	0.0
GIFTED AND TALENTED	0	0	0.0

COUNTY : 07 BOULDER

District: 0470 ST VRAIN VALLEY RE 1J

PUPIL COUNT	TOTAL DROPOUTS	RATE
-----	-----	-----

DISTRICT TOTALS (INCLUDING ALTERNATIVE SCHOOLS)



06/25/2007
10:01

Page : 32

AMERICAN INDIAN	99	3	3.0
ASIAN	314	11	3.5
BLACK	123	3	2.4
HISPANIC	2,883	197	6.8
WHITE	8,137	176	2.2
FEMALE	5,648	177	3.1
MALE	5,908	213	3.6
DISTRICT	11,556	390	3.4

INSTRUCTIONAL PROGRAM SERVICE TYPE

STUDENTS WITH DISABILITIES	1,050	42	4.0
LIMITED ENGLISH PROFICIENT	726	1	0.1
ECONOMICALLY DISADVANTAGED	2,639	113	4.3
MIGRANT	155	4	2.6
TITLE 1	0	0	0.0
HOMELESS	355	24	6.8
GIFTED AND TALENTED	1,152	1	0.1



	PUPIL COUNT	TOTAL DROPOUTS	RATE
	-----	-----	-----
DISTRICT TOTALS (EXCLUDING ALTERNATIVE SCHOOLS)			
AMERICAN INDIAN	94	1	1.1
ASIAN	303	7	2.3
BLACK	121	3	2.5
HISPANIC	2,584	90	3.5
WHITE	7,828	106	1.4
FEMALE	5,332	89	1.7
MALE	5,598	118	2.1
DISTRICT	10,930	207	1.9

INSTRUCTIONAL PROGRAM SERVICE TYPE

STUDENTS WITH DISABILITIES	1,013	31	3.1
LIMITED ENGLISH PROFICIENT	717	1	0.1
ECONOMICALLY DISADVANTAGED	2,505	74	3.0
MIGRANT	150	2	1.3
TITLE 1	0	0	0.0
HOMELESS	327	16	4.9
GIFTED AND TALENTED	1,150	0	0.0

PUPIL COUNT	TOTAL DROPOUTS	RATE
-----	-----	-----

DISTRICT TOTALS (ALTERNATIVE SCHOOLS ONLY)

AMERICAN INDIAN	5	2	40.0
ASIAN	10	3	30.0
BLACK	2	0	0.0
HISPANIC	298	106	35.6
WHITE	308	69	22.4
FEMALE	315	87	27.6
MALE	308	93	30.2
DISTRICT	623	180	28.9

INSTRUCTIONAL PROGRAM SERVICE TYPE



06/25/2007
10:01

Page : 33

STUDENTS WITH DISABILITIES	36	10	27.8
LIMITED ENGLISH PROFICIENT	9	0	0.0
ECONOMICALLY DISADVANTAGED	133	38	28.6
MIGRANT	5	2	40.0
TITLE I	0	0	0.0
HOMELESS	28	8	28.6
GIFTED AND TALENTED	2	1	50.0

District: 0480 BOULDER VALLEY RE 2

	PUPIL COUNT	TOTAL DROPOUTS	RATE
	-----	-----	-----
DISTRICT TOTALS (INCLUDING ALTERNATIVE SCHOOLS)			
AMERICAN INDIAN	107	5	4.7
ASIAN	815	11	1.3
BLACK	273	9	3.3
HISPANIC	1,941	120	6.2
WHITE	11,787	137	1.2
FEMALE	7,294	139	1.9
MALE	7,629	143	1.9
DISTRICT	14,923	282	1.9
INSTRUCTIONAL PROGRAM SERVICE TYPE			
STUDENTS WITH DISABILITIES	1,681	35	2.1
LIMITED ENGLISH PROFICIENT	1,136	72	6.3
ECONOMICALLY DISADVANTAGED	1,808	83	4.6
MIGRANT	52	4	7.7
TITLE 1	0	0	0.0
HOMELESS	194	27	13.9
GIFTED AND TALENTED	1,819	5	0.3
	PUPIL COUNT	TOTAL DROPOUTS	RATE
	-----	-----	-----
DISTRICT TOTALS (EXCLUDING ALTERNATIVE SCHOOLS)			
AMERICAN INDIAN	103	3	2.9
ASIAN	809	10	1.2
BLACK	263	8	3.0
HISPANIC	1,855	102	5.5
WHITE	11,649	132	1.1
FEMALE	7,174	128	1.8

MALE	7,505	127	1.7
DISTRICT	14,679	255	1.7
INSTRUCTIONAL PROGRAM SERVICE TYPE			
STUDENTS WITH DISABILITIES	1,633	28	1.7
LIMITED ENGLISH PROFICIENT	1,108	64	5.8
ECONOMICALLY DISADVANTAGED	1,741	71	4.1
MIGRANT	51	4	7.8
TITLE 1	0	0	0.0
HOMELESS	194	27	13.9
GIFTED AND TALENTED	1,813	5	0.3



06/25/2007
10:01

Page : 34

	PUPIL COUNT	TOTAL DROPOUTS	RATE
	-----	-----	-----
DISTRICT TOTALS (ALTERNATIVE SCHOOLS ONLY)			
AMERICAN INDIAN	4	2	50.0
ASIAN	6	1	16.7
BLACK	10	1	10.0
HISPANIC	85	17	20.0
WHITE	137	4	2.9
FEMALE	120	11	9.2
MALE	122	14	11.5
DISTRICT	242	25	10.3
INSTRUCTIONAL PROGRAM SERVICE TYPE			
STUDENTS WITH DISABILITIES	47	6	12.8
LIMITED ENGLISH PROFICIENT	28	8	28.6
ECONOMICALLY DISADVANTAGED	66	11	16.7
MIGRANT	1	0	0.0
TITLE I	0	0	0.0
HOMELESS	0	0	0.0
GIFTED AND TALENTED	6	0	0.0



COUNTY : 08 CHAFFEE

District: 0490 BUENA VISTA R-31

	PUPIL COUNT	TOTAL DROPOUTS	RATE
	-----	-----	-----
DISTRICT TOTALS (INCLUDING ALTERNATIVE SCHOOLS)			
AMERICAN INDIAN	7	1	14.3
ASIAN	3	0	0.0
BLACK	0	0	0.0
HISPANIC	36	6	16.7
WHITE	581	22	3.8
FEMALE	294	13	4.4
MALE	333	16	4.8
DISTRICT	627	29	4.6
INSTRUCTIONAL PROGRAM SERVICE TYPE			
STUDENTS WITH DISABILITIES	76	1	1.3

DIST_DROP_IPST.lis

8/30/2007

LIMITED ENGLISH PROFICIENT	0	0	0.0
ECONOMICALLY DISADVANTAGED	119	3	2.5
MIGRANT	0	0	0.0
TITLE 1	15	0	0.0
HOMELESS	2	0	0.0
GIFTED AND TALENTED	17	0	0.0

	PUPIL COUNT	TOTAL DROPOUTS	RATE
	-----	-----	-----

DISTRICT TOTALS (EXCLUDING ALTERNATIVE SCHOOLS)



06/25/2007
10:01

Page : 35

AMERICAN INDIAN	6	0	0.0
ASIAN	3	0	0.0
BLACK	0	0	0.0
HISPANIC	26	0	0.0
WHITE	516	3	0.6
FEMALE	261	1	0.4
MALE	290	2	0.7
DISTRICT	551	3	0.5

INSTRUCTIONAL PROGRAM SERVICE TYPE

STUDENTS WITH DISABILITIES	69	1	1.4
LIMITED ENGLISH PROFICIENT	0	0	0.0
ECONOMICALLY DISADVANTAGED	112	0	0.0
MIGRANT	0	0	0.0
TITLE 1	15	0	0.0
HOMELESS	1	0	0.0
GIFTED AND TALENTED	17	0	0.0



	PUPIL COUNT	TOTAL DROPOUTS	RATE
	-----	-----	----
DISTRICT TOTALS (ALTERNATIVE SCHOOLS ONLY)			
AMERICAN INDIAN	1	1	100.0
ASIAN	0	0	0.0
BLACK	0	0	0.0
HISPANIC	10	6	60.0
WHITE	65	19	29.2
FEMALE	33	12	36.4
MALE	43	14	32.6
DISTRICT	76	26	34.2
INSTRUCTIONAL PROGRAM SERVICE TYPE			
STUDENTS WITH DISABILITIES	7	0	0.0
LIMITED ENGLISH PROFICIENT	0	0	0.0
ECONOMICALLY DISADVANTAGED	7	3	42.9
MIGRANT	0	0	0.0
TITLE I	0	0	0.0
HOMELESS	1	0	0.0
GIFTED AND TALENTED	0	0	0.0

District: 0500 SALIDA R-32

TOTAL

	PUPIL COUNT	DROPOUTS	RATE
	-----	-----	----
DISTRICT TOTALS (INCLUDING ALTERNATIVE SCHOOLS)			
AMERICAN INDIAN	9	0	0.0
ASIAN	8	0	0.0
BLACK	1	0	0.0
HISPANIC	76	1	1.3
WHITE	549	4	0.7
FEMALE	346	2	0.6
MALE	297	3	1.0
DISTRICT	643	5	0.8



06/25/2007
10:01

Page : 36

INSTRUCTIONAL PROGRAM SERVICE TYPE

STUDENTS WITH DISABILITIES	66	1	1.5
LIMITED ENGLISH PROFICIENT	9	0	0.0
ECONOMICALLY DISADVANTAGED	201	1	0.5
MIGRANT	0	0	0.0
TITLE 1	55	0	0.0
HOMELESS	7	0	0.0
GIFTED AND TALENTED	35	0	0.0

	PUPIL COUNT	TOTAL DROPOUTS	RATE
	-----	-----	-----

DISTRICT TOTALS (EXCLUDING ALTERNATIVE SCHOOLS)

AMERICAN INDIAN	9	0	0.0
ASIAN	8	0	0.0
BLACK	1	0	0.0
HISPANIC	76	1	1.3
WHITE	549	4	0.7
FEMALE	346	2	0.6
MALE	297	3	1.0
DISTRICT	643	5	0.8


INSTRUCTIONAL PROGRAM SERVICE TYPE

STUDENTS WITH DISABILITIES	66	1	1.5
LIMITED ENGLISH PROFICIENT	9	0	0.0
ECONOMICALLY DISADVANTAGED	201	1	0.5
MIGRANT	0	0	0.0
TITLE 1	55	0	0.0
HOMELESS	7	0	0.0
GIFTED AND TALENTED	35	0	0.0

	PUPIL COUNT	TOTAL DROPOUTS	RATE
	-----	-----	-----

DISTRICT TOTALS (ALTERNATIVE SCHOOLS ONLY)

AMERICAN INDIAN	0	0	0.0
ASIAN	0	0	0.0
BLACK	0	0	0.0
HISPANIC	0	0	0.0
WHITE	0	0	0.0
FEMALE	0	0	0.0



DIST_DROP_IPST.lis

8/30/2007

MALE	0	0	0.0
DISTRICT	0	0	0.0
INSTRUCTIONAL PROGRAM SERVICE TYPE			
STUDENTS WITH DISABILITIES	0	0	0.0
LIMITED ENGLISH PROFICIENT	0	0	0.0
ECONOMICALLY DISADVANTAGED	0	0	0.0
MIGRANT	0	0	0.0
TITLE I	0	0	0.0
HOMELESS	0	0	0.0
GIFTED AND TALENTED	0	0	0.0



06/25/2007
10:01

Page : 37

COUNTY : 09 CHEYENNE

District: 0510 KIT CARSON R-1

	PUPIL COUNT -----	TOTAL DROPOUTS -----	RATE -----
DISTRICT TOTALS (INCLUDING ALTERNATIVE SCHOOLS)			
AMERICAN INDIAN	0	0	0.0
ASIAN	3	0	0.0
BLACK	0	0	0.0
HISPANIC	5	0	0.0
WHITE	51	1	2.0
FEMALE	25	0	0.0
MALE	34	1	2.9
DISTRICT	59	1	1.7
INSTRUCTIONAL PROGRAM SERVICE TYPE			
STUDENTS WITH DISABILITIES	5	0	0.0
LIMITED ENGLISH PROFICIENT	0	0	0.0
ECONOMICALLY DISADVANTAGED	21	1	4.8
MIGRANT	0	0	0.0
TITLE 1	4	0	0.0
HOMELESS	0	0	0.0
GIFTED AND TALENTED	11	0	0.0
	PUPIL COUNT -----	TOTAL DROPOUTS -----	RATE -----
DISTRICT TOTALS (EXCLUDING ALTERNATIVE SCHOOLS)			
AMERICAN INDIAN	0	0	0.0
ASIAN	3	0	0.0
BLACK	0	0	0.0
HISPANIC	5	0	0.0
WHITE	51	1	2.0
FEMALE	25	0	0.0
MALE	34	1	2.9
DISTRICT	59	1	1.7
INSTRUCTIONAL PROGRAM SERVICE TYPE			
STUDENTS WITH DISABILITIES	5	0	0.0



DIST_DROP_IPST.lis

8/30/2007

LIMITED ENGLISH PROFICIENT	0	0	0.0
ECONOMICALLY DISADVANTAGED	21	1	4.8
MIGRANT	0	0	0.0
TITLE 1	4	0	0.0
HOMELESS	0	0	0.0
GIFTED AND TALENTED	11	0	0.0

	PUPIL COUNT	TOTAL DROPOUTS	RATE
	-----	-----	-----

DISTRICT TOTALS (ALTERNATIVE SCHOOLS ONLY)



06/25/2007
10:01

Page : 38

AMERICAN INDIAN	0	0	0.0
ASIAN	0	0	0.0
BLACK	0	0	0.0
HISPANIC	0	0	0.0
WHITE	0	0	0.0
FEMALE	0	0	0.0
MALE	0	0	0.0
DISTRICT	0	0	0.0

INSTRUCTIONAL PROGRAM SERVICE TYPE			
STUDENTS WITH DISABILITIES	0	0	0.0
LIMITED ENGLISH PROFICIENT	0	0	0.0
ECONOMICALLY DISADVANTAGED	0	0	0.0
MIGRANT	0	0	0.0
TITLE I	0	0	0.0
HOMELESS	0	0	0.0
GIFTED AND TALENTED	0	0	0.0

District: 0520 CHEYENNE COUNTY RE-5



	PUPIL COUNT	TOTAL DROPOUTS	RATE
	-----	-----	----
DISTRICT TOTALS (INCLUDING ALTERNATIVE SCHOOLS)			
AMERICAN INDIAN	0	0	0.0
ASIAN	4	0	0.0
BLACK	0	0	0.0
HISPANIC	17	1	5.9
WHITE	119	2	1.7
FEMALE	63	1	1.6
MALE	77	2	2.6
DISTRICT	140	3	2.1
INSTRUCTIONAL PROGRAM SERVICE TYPE			
STUDENTS WITH DISABILITIES	21	2	9.5
LIMITED ENGLISH PROFICIENT	6	0	0.0
ECONOMICALLY DISADVANTAGED	41	1	2.4
MIGRANT	6	0	0.0
TITLE 1	0	0	0.0
HOMELESS	0	0	0.0
GIFTED AND TALENTED	3	0	0.0

TOTAL

	PUPIL COUNT	DROPOUTS	RATE
	-----	-----	----
DISTRICT TOTALS (EXCLUDING ALTERNATIVE SCHOOLS)			
AMERICAN INDIAN	0	0	0.0
ASIAN	4	0	0.0
BLACK	0	0	0.0
HISPANIC	17	1	5.9
WHITE	119	2	1.7
FEMALE	63	1	1.6
MALE	77	2	2.6
DISTRICT	140	3	2.1



06/25/2007
10:01

Page : 39

INSTRUCTIONAL PROGRAM SERVICE TYPE	PUPIL COUNT	TOTAL DROPOUTS	RATE
	-----	-----	-----
STUDENTS WITH DISABILITIES	21	2	9.5
LIMITED ENGLISH PROFICIENT	6	0	0.0
ECONOMICALLY DISADVANTAGED	41	1	2.4
MIGRANT	6	0	0.0
TITLE 1	0	0	0.0
HOMELESS	0	0	0.0
GIFTED AND TALENTED	3	0	0.0
DISTRICT TOTALS (ALTERNATIVE SCHOOLS ONLY)			
AMERICAN INDIAN	0	0	0.0
ASIAN	0	0	0.0
BLACK	0	0	0.0
HISPANIC	0	0	0.0
WHITE	0	0	0.0
FEMALE	0	0	0.0
MALE	0	0	0.0
DISTRICT	0	0	0.0
INSTRUCTIONAL PROGRAM SERVICE TYPE			
STUDENTS WITH DISABILITIES	0	0	0.0
LIMITED ENGLISH PROFICIENT	0	0	0.0
ECONOMICALLY DISADVANTAGED	0	0	0.0
MIGRANT	0	0	0.0
TITLE I	0	0	0.0
HOMELESS	0	0	0.0
GIFTED AND TALENTED	0	0	0.0
COUNTY : 10 CLEAR CREEK			
District: 0540 CLEAR CREEK RE-1			
	PUPIL COUNT	TOTAL DROPOUTS	RATE
	-----	-----	-----
DISTRICT TOTALS (INCLUDING ALTERNATIVE SCHOOLS)			
AMERICAN INDIAN	6	0	0.0
ASIAN	6	0	0.0

BLACK	6	0	0.0
HISPANIC	25	0	0.0
WHITE	502	14	2.8
FEMALE	264	6	2.3
MALE	281	8	2.8
DISTRICT	545	14	2.6
INSTRUCTIONAL PROGRAM SERVICE TYPE			
STUDENTS WITH DISABILITIES	83	4	4.8
LIMITED ENGLISH PROFICIENT	0	0	0.0
ECONOMICALLY DISADVANTAGED	121	2	1.7
MIGRANT	0	0	0.0



06/25/2007
10:01

Page : 40

	PUPIL COUNT	TOTAL DROPOUTS	RATE
	-----	-----	-----
TITLE 1	0	0	0.0
HOMELESS	0	0	0.0
GIFTED AND TALENTED	63	0	0.0
DISTRICT TOTALS (EXCLUDING ALTERNATIVE SCHOOLS)			
AMERICAN INDIAN	6	0	0.0
ASIAN	6	0	0.0
BLACK	6	0	0.0
HISPANIC	25	0	0.0
WHITE	502	14	2.8
FEMALE	264	6	2.3
MALE	281	8	2.8
DISTRICT	545	14	2.6
INSTRUCTIONAL PROGRAM SERVICE TYPE			
STUDENTS WITH DISABILITIES	83	4	4.8
LIMITED ENGLISH PROFICIENT	0	0	0.0
ECONOMICALLY DISADVANTAGED	121	2	1.7
MIGRANT	0	0	0.0
TITLE 1	0	0	0.0
HOMELESS	0	0	0.0
GIFTED AND TALENTED	63	0	0.0
DISTRICT TOTALS (ALTERNATIVE SCHOOLS ONLY)			
AMERICAN INDIAN	0	0	0.0
ASIAN	0	0	0.0
BLACK	0	0	0.0
HISPANIC	0	0	0.0
WHITE	0	0	0.0
FEMALE	0	0	0.0
MALE	0	0	0.0
DISTRICT	0	0	0.0
INSTRUCTIONAL PROGRAM SERVICE TYPE			
STUDENTS WITH DISABILITIES	0	0	0.0
LIMITED ENGLISH PROFICIENT	0	0	0.0



DIST_DROP_IPST.lis

8/30/2007

ECONOMICALLY DISADVANTAGED	0	0	0.0
MIGRANT	0	0	0.0
TITLE I	0	0	0.0
HOMELESS	0	0	0.0
GIFTED AND TALENTED	0	0	0.0

COUNTY : 11 CONEJOS

District: 0550 NORTH CONEJOS RE-1J



06/25/2007
10:01

Page : 41

	PUPIL COUNT	TOTAL DROPOUTS	RATE
	-----	-----	-----
DISTRICT TOTALS (INCLUDING ALTERNATIVE SCHOOLS)			
AMERICAN INDIAN	2	0	0.0
ASIAN	2	0	0.0
BLACK	3	0	0.0
HISPANIC	375	21	5.6
WHITE	273	1	0.4
FEMALE	337	11	3.3
MALE	318	11	3.5
DISTRICT	655	22	3.4
INSTRUCTIONAL PROGRAM SERVICE TYPE			
STUDENTS WITH DISABILITIES	51	2	3.9
LIMITED ENGLISH PROFICIENT	0	0	0.0
ECONOMICALLY DISADVANTAGED	371	6	1.6
MIGRANT	0	0	0.0
TITLE 1	552	12	2.2
HOMELESS	0	0	0.0
GIFTED AND TALENTED	28	0	0.0
	PUPIL COUNT	TOTAL DROPOUTS	RATE
	-----	-----	-----
DISTRICT TOTALS (EXCLUDING ALTERNATIVE SCHOOLS)			
AMERICAN INDIAN	2	0	0.0
ASIAN	2	0	0.0
BLACK	3	0	0.0
HISPANIC	285	8	2.8
WHITE	251	1	0.4
FEMALE	276	4	1.4
MALE	267	5	1.9
DISTRICT	543	9	1.7
INSTRUCTIONAL PROGRAM SERVICE TYPE			
STUDENTS WITH DISABILITIES	42	2	4.8
LIMITED ENGLISH PROFICIENT	0	0	0.0
ECONOMICALLY DISADVANTAGED	344	5	1.5
MIGRANT	0	0	0.0
TITLE 1	531	9	1.7



DIST_DROP_IPST.lis

8/30/2007

HOMELESS	0	0	0.0
GIFTED AND TALENTED	28	0	0.0

	PUPIL COUNT	TOTAL DROPOUTS	RATE
	-----	-----	-----
DISTRICT TOTALS (ALTERNATIVE SCHOOLS ONLY)			
AMERICAN INDIAN	0	0	0.0
ASIAN	0	0	0.0
BLACK	0	0	0.0
HISPANIC	90	13	14.4



06/25/2007
10:01

Page : 42

WHITE	22	0	0.0
FEMALE	61	7	11.5
MALE	51	6	11.8
DISTRICT	112	13	11.6

INSTRUCTIONAL PROGRAM SERVICE TYPE			
STUDENTS WITH DISABILITIES	9	0	0.0
LIMITED ENGLISH PROFICIENT	0	0	0.0
ECONOMICALLY DISADVANTAGED	27	1	3.7
MIGRANT	0	0	0.0
TITLE I	21	3	14.3
HOMELESS	0	0	0.0
GIFTED AND TALENTED	0	0	0.0

District: 0560 SANFORD 6J



	PUPIL COUNT	TOTAL DROPOUTS	RATE
	-----	-----	-----
DISTRICT TOTALS (INCLUDING ALTERNATIVE SCHOOLS)			
AMERICAN INDIAN	0	0	0.0
ASIAN	0	0	0.0
BLACK	1	0	0.0
HISPANIC	80	3	3.8
WHITE	114	0	0.0
FEMALE	96	1	1.0
MALE	99	2	2.0
DISTRICT	195	3	1.5

INSTRUCTIONAL PROGRAM SERVICE TYPE			
STUDENTS WITH DISABILITIES	11	0	0.0
LIMITED ENGLISH PROFICIENT	2	0	0.0
ECONOMICALLY DISADVANTAGED	125	3	2.4
MIGRANT	1	0	0.0
TITLE 1	24	0	0.0
HOMELESS	0	0	0.0
GIFTED AND TALENTED	19	0	0.0

PUPIL COUNT	TOTAL DROPOUTS	RATE
-----	-----	-----

DISTRICT TOTALS (EXCLUDING ALTERNATIVE SCHOOLS)

DIST_DROP_IPST.lis

8/30/2007

AMERICAN INDIAN	0	0	0.0
ASIAN	0	0	0.0
BLACK	1	0	0.0
HISPANIC	80	3	3.8
WHITE	114	0	0.0
FEMALE	96	1	1.0
MALE	99	2	2.0
DISTRICT	195	3	1.5
INSTRUCTIONAL PROGRAM SERVICE TYPE			
STUDENTS WITH DISABILITIES	11	0	0.0
LIMITED ENGLISH PROFICIENT	2	0	0.0



06/25/2007
10:01

Page : 43

ECONOMICALLY DISADVANTAGED	125	3	2.4
MIGRANT	1	0	0.0
TITLE 1	24	0	0.0
HOMELESS	0	0	0.0
GIFTED AND TALENTED	19	0	0.0
	PUPIL COUNT	TOTAL DROPOUTS	RATE
	-----	-----	----
DISTRICT TOTALS (ALTERNATIVE SCHOOLS ONLY)			
AMERICAN INDIAN	0	0	0.0
ASIAN	0	0	0.0
BLACK	0	0	0.0
HISPANIC	0	0	0.0
WHITE	0	0	0.0
FEMALE	0	0	0.0
MALE	0	0	0.0
DISTRICT	0	0	0.0
INSTRUCTIONAL PROGRAM SERVICE TYPE			
STUDENTS WITH DISABILITIES	0	0	0.0
LIMITED ENGLISH PROFICIENT	0	0	0.0
ECONOMICALLY DISADVANTAGED	0	0	0.0
MIGRANT	0	0	0.0
TITLE I	0	0	0.0
HOMELESS	0	0	0.0
GIFTED AND TALENTED	0	0	0.0



District: 0580 SOUTH CONEJOS RE-10

	PUPIL COUNT	TOTAL DROPOUTS	RATE
	-----	-----	----
DISTRICT TOTALS (INCLUDING ALTERNATIVE SCHOOLS)			
AMERICAN INDIAN	0	0	0.0
ASIAN	0	0	0.0
BLACK	4	0	0.0
HISPANIC	169	7	4.1
WHITE	15	1	6.7
FEMALE	82	4	4.9
MALE	106	4	3.8
DISTRICT	188	8	4.3

INSTRUCTIONAL PROGRAM SERVICE TYPE			
STUDENTS WITH DISABILITIES	19	1	5.3
LIMITED ENGLISH PROFICIENT	0	0	0.0
ECONOMICALLY DISADVANTAGED	133	8	6.0
MIGRANT	0	0	0.0
TITLE 1	184	6	3.3
HOMELESS	0	0	0.0
GIFTED AND TALENTED	4	0	0.0



06/25/2007
10:01

Page : 44

	PUPIL COUNT	TOTAL DROPOUTS	RATE
	-----	-----	-----
DISTRICT TOTALS (EXCLUDING ALTERNATIVE SCHOOLS)			
AMERICAN INDIAN	0	0	0.0
ASIAN	0	0	0.0
BLACK	4	0	0.0
HISPANIC	169	7	4.1
WHITE	15	1	6.7
FEMALE	82	4	4.9
MALE	106	4	3.8
DISTRICT	188	8	4.3
INSTRUCTIONAL PROGRAM SERVICE TYPE			
STUDENTS WITH DISABILITIES	19	1	5.3
LIMITED ENGLISH PROFICIENT	0	0	0.0
ECONOMICALLY DISADVANTAGED	133	8	6.0
MIGRANT	0	0	0.0
TITLE 1	184	6	3.3
HOMELESS	0	0	0.0
GIFTED AND TALENTED	4	0	0.0
	PUPIL COUNT	TOTAL DROPOUTS	RATE
	-----	-----	-----
DISTRICT TOTALS (ALTERNATIVE SCHOOLS ONLY)			
AMERICAN INDIAN	0	0	0.0
ASIAN	0	0	0.0
BLACK	0	0	0.0
HISPANIC	0	0	0.0
WHITE	0	0	0.0
FEMALE	0	0	0.0
MALE	0	0	0.0
DISTRICT	0	0	0.0
INSTRUCTIONAL PROGRAM SERVICE TYPE			
STUDENTS WITH DISABILITIES	0	0	0.0
LIMITED ENGLISH PROFICIENT	0	0	0.0
ECONOMICALLY DISADVANTAGED	0	0	0.0
MIGRANT	0	0	0.0
TITLE I	0	0	0.0



DIST_DROP_IPST.lis

8/30/2007

HOMELESS
GIFTED AND TALENTED

0
0

0
0

0.0
0.0

COUNTY : 12 COSTILLA

District: 0640 CENTENNIAL R-1

PUPIL COUNT	TOTAL DROPOUTS	RATE
-----	-----	-----

DISTRICT TOTALS (INCLUDING ALTERNATIVE SCHOOLS)



06/25/2007
10:01

Page : 45

AMERICAN INDIAN	5	0	0.0
ASIAN	0	0	0.0
BLACK	0	0	0.0
HISPANIC	140	0	0.0
WHITE	18	0	0.0
FEMALE	80	0	0.0
MALE	83	0	0.0
DISTRICT	163	0	0.0
INSTRUCTIONAL PROGRAM SERVICE TYPE			
STUDENTS WITH DISABILITIES	12	0	0.0
LIMITED ENGLISH PROFICIENT	0	0	0.0
ECONOMICALLY DISADVANTAGED	140	0	0.0
MIGRANT	1	0	0.0
TITLE 1	150	0	0.0
HOMELESS	0	0	0.0
GIFTED AND TALENTED	0	0	0.0
	PUPIL COUNT	TOTAL DROPOUTS	RATE
	-----	-----	-----
DISTRICT TOTALS (EXCLUDING ALTERNATIVE SCHOOLS)			
AMERICAN INDIAN	5	0	0.0
ASIAN	0	0	0.0
BLACK	0	0	0.0
HISPANIC	140	0	0.0
WHITE	18	0	0.0
FEMALE	80	0	0.0
MALE	83	0	0.0
DISTRICT	163	0	0.0
INSTRUCTIONAL PROGRAM SERVICE TYPE			
STUDENTS WITH DISABILITIES	12	0	0.0
LIMITED ENGLISH PROFICIENT	0	0	0.0
ECONOMICALLY DISADVANTAGED	140	0	0.0
MIGRANT	1	0	0.0
TITLE 1	150	0	0.0
HOMELESS	0	0	0.0
GIFTED AND TALENTED	0	0	0.0
	PUPIL COUNT	TOTAL DROPOUTS	RATE
	-----	-----	-----



DISTRICT TOTALS (ALTERNATIVE SCHOOLS ONLY)

AMERICAN INDIAN	0	0	0.0
ASIAN	0	0	0.0
BLACK	0	0	0.0
HISPANIC	0	0	0.0
WHITE	0	0	0.0
FEMALE	0	0	0.0
MALE	0	0	0.0
DISTRICT	0	0	0.0

INSTRUCTIONAL PROGRAM SERVICE TYPE



06/25/2007
10:01

Page : 46

STUDENTS WITH DISABILITIES	0	0	0.0
LIMITED ENGLISH PROFICIENT	0	0	0.0
ECONOMICALLY DISADVANTAGED	0	0	0.0
MIGRANT	0	0	0.0
TITLE I	0	0	0.0
HOMELESS	0	0	0.0
GIFTED AND TALENTED	0	0	0.0

District: 0740 SIERRA GRANDE R-30

	PUPIL COUNT	TOTAL DROPOUTS	RATE
	-----	-----	-----
DISTRICT TOTALS (INCLUDING ALTERNATIVE SCHOOLS)			
AMERICAN INDIAN	1	0	0.0
ASIAN	4	0	0.0
BLACK	0	0	0.0
HISPANIC	103	1	1.0
WHITE	48	1	2.1
FEMALE	74	1	1.4
MALE	82	1	1.2
DISTRICT	156	2	1.3
INSTRUCTIONAL PROGRAM SERVICE TYPE			
STUDENTS WITH DISABILITIES	14	2	14.3
LIMITED ENGLISH PROFICIENT	19	0	0.0
ECONOMICALLY DISADVANTAGED	114	2	1.8
MIGRANT	25	0	0.0
TITLE 1	0	0	0.0
HOMELESS	0	0	0.0
GIFTED AND TALENTED	6	0	0.0
	PUPIL COUNT	TOTAL DROPOUTS	RATE
	-----	-----	-----
DISTRICT TOTALS (EXCLUDING ALTERNATIVE SCHOOLS)			
AMERICAN INDIAN	1	0	0.0
ASIAN	4	0	0.0
BLACK	0	0	0.0
HISPANIC	103	1	1.0
WHITE	48	1	2.1
FEMALE	74	1	1.4



MALE	82	1	1.2
DISTRICT	156	2	1.3
INSTRUCTIONAL PROGRAM SERVICE TYPE			
STUDENTS WITH DISABILITIES	14	2	14.3
LIMITED ENGLISH PROFICIENT	19	0	0.0
ECONOMICALLY DISADVANTAGED	114	2	1.8
MIGRANT	25	0	0.0
TITLE 1	0	0	0.0
HOMELESS	0	0	0.0
GIFTED AND TALENTED	6	0	0.0



06/25/2007
10:01

Page : 47

	PUPIL COUNT	TOTAL DROPOUTS	RATE
	-----	-----	-----
DISTRICT TOTALS (ALTERNATIVE SCHOOLS ONLY)			
AMERICAN INDIAN	0	0	0.0
ASIAN	0	0	0.0
BLACK	0	0	0.0
HISPANIC	0	0	0.0
WHITE	0	0	0.0
FEMALE	0	0	0.0
MALE	0	0	0.0
DISTRICT	0	0	0.0
INSTRUCTIONAL PROGRAM SERVICE TYPE			
STUDENTS WITH DISABILITIES	0	0	0.0
LIMITED ENGLISH PROFICIENT	0	0	0.0
ECONOMICALLY DISADVANTAGED	0	0	0.0
MIGRANT	0	0	0.0
TITLE I	0	0	0.0
HOMELESS	0	0	0.0
GIFTED AND TALENTED	0	0	0.0



COUNTY : 13 CROWLEY

District: 0770 CROWLEY COUNTY RE-1-J

	PUPIL COUNT	TOTAL DROPOUTS	RATE
	-----	-----	-----
DISTRICT TOTALS (INCLUDING ALTERNATIVE SCHOOLS)			
AMERICAN INDIAN	6	0	0.0
ASIAN	1	0	0.0
BLACK	0	0	0.0
HISPANIC	116	1	0.9
WHITE	195	2	1.0
FEMALE	156	0	0.0
MALE	162	3	1.9
DISTRICT	318	3	0.9
INSTRUCTIONAL PROGRAM SERVICE TYPE			
STUDENTS WITH DISABILITIES	25	1	4.0

DIST_DROP_IPST.lis

8/30/2007

LIMITED ENGLISH PROFICIENT	0	0	0.0
ECONOMICALLY DISADVANTAGED	189	3	1.6
MIGRANT	0	0	0.0
TITLE 1	124	0	0.0
HOMELESS	0	0	0.0
GIFTED AND TALENTED	0	0	0.0

	PUPIL COUNT	TOTAL DROPOUTS	RATE
	-----	-----	-----

DISTRICT TOTALS (EXCLUDING ALTERNATIVE SCHOOLS)



06/25/2007
10:01

Page : 48

AMERICAN INDIAN	6	0	0.0
ASIAN	1	0	0.0
BLACK	0	0	0.0
HISPANIC	116	1	0.9
WHITE	195	2	1.0
FEMALE	156	0	0.0
MALE	162	3	1.9
DISTRICT	318	3	0.9
INSTRUCTIONAL PROGRAM SERVICE TYPE			
STUDENTS WITH DISABILITIES	25	1	4.0
LIMITED ENGLISH PROFICIENT	0	0	0.0
ECONOMICALLY DISADVANTAGED	189	3	1.6
MIGRANT	0	0	0.0
TITLE 1	124	0	0.0
HOMELESS	0	0	0.0
GIFTED AND TALENTED	0	0	0.0
		TOTAL	
	PUPIL COUNT	DROPOUTS	RATE
	-----	-----	-----
DISTRICT TOTALS (ALTERNATIVE SCHOOLS ONLY)			
AMERICAN INDIAN	0	0	0.0
ASIAN	0	0	0.0
BLACK	0	0	0.0
HISPANIC	0	0	0.0
WHITE	0	0	0.0
FEMALE	0	0	0.0
MALE	0	0	0.0
DISTRICT	0	0	0.0
INSTRUCTIONAL PROGRAM SERVICE TYPE			
STUDENTS WITH DISABILITIES	0	0	0.0
LIMITED ENGLISH PROFICIENT	0	0	0.0
ECONOMICALLY DISADVANTAGED	0	0	0.0
MIGRANT	0	0	0.0
TITLE I	0	0	0.0
HOMELESS	0	0	0.0
GIFTED AND TALENTED	0	0	0.0

COUNTY : 14 CUSTER

District: 0860 CUSTER COUNTY SCHOOL DISTRICT C-1

	PUPIL COUNT	TOTAL DROPOUTS	RATE
	-----	-----	-----
DISTRICT TOTALS (INCLUDING ALTERNATIVE SCHOOLS)			
AMERICAN INDIAN	2	0	0.0
ASIAN	0	0	0.0
BLACK	2	0	0.0
HISPANIC	8	1	12.5
WHITE	277	3	1.1
FEMALE	131	3	2.3



06/25/2007
10:01

Page : 49

MALE	158	1	0.6
DISTRICT	289	4	1.4
INSTRUCTIONAL PROGRAM SERVICE TYPE			
STUDENTS WITH DISABILITIES	31	0	0.0
LIMITED ENGLISH PROFICIENT	0	0	0.0
ECONOMICALLY DISADVANTAGED	54	0	0.0
MIGRANT	0	0	0.0
TITLE 1	0	0	0.0
HOMELESS	0	0	0.0
GIFTED AND TALENTED	3	0	0.0

	PUPIL COUNT	TOTAL DROPOUTS	RATE
	-----	-----	-----
DISTRICT TOTALS (EXCLUDING ALTERNATIVE SCHOOLS)			
AMERICAN INDIAN	2	0	0.0
ASIAN	0	0	0.0
BLACK	2	0	0.0
HISPANIC	8	1	12.5
WHITE	277	3	1.1
FEMALE	131	3	2.3
MALE	158	1	0.6
DISTRICT	289	4	1.4
INSTRUCTIONAL PROGRAM SERVICE TYPE			
STUDENTS WITH DISABILITIES	31	0	0.0
LIMITED ENGLISH PROFICIENT	0	0	0.0
ECONOMICALLY DISADVANTAGED	54	0	0.0
MIGRANT	0	0	0.0
TITLE 1	0	0	0.0
HOMELESS	0	0	0.0
GIFTED AND TALENTED	3	0	0.0

	PUPIL COUNT	TOTAL DROPOUTS	RATE
	-----	-----	-----
DISTRICT TOTALS (ALTERNATIVE SCHOOLS ONLY)			
AMERICAN INDIAN	0	0	0.0
ASIAN	0	0	0.0
BLACK	0	0	0.0
HISPANIC	0	0	0.0

DIST_DROP_IPST.lis

8/30/2007

WHITE	0	0	0.0
FEMALE	0	0	0.0
MALE	0	0	0.0
DISTRICT	0	0	0.0
INSTRUCTIONAL PROGRAM SERVICE TYPE			
STUDENTS WITH DISABILITIES	0	0	0.0
LIMITED ENGLISH PROFICIENT	0	0	0.0
ECONOMICALLY DISADVANTAGED	0	0	0.0
MIGRANT	0	0	0.0
TITLE I	0	0	0.0
HOMELESS	0	0	0.0



06/25/2007
10:01

Page : 50

GIFTED AND TALENTED 0 0 0.0

COUNTY : 15 DELTA

District: 0870 DELTA COUNTY 50(J)

	PUPIL COUNT	TOTAL DROPOUTS	RATE
	-----	-----	----
DISTRICT TOTALS (INCLUDING ALTERNATIVE SCHOOLS)			
AMERICAN INDIAN	29	0	0.0
ASIAN	18	0	0.0
BLACK	21	0	0.0
HISPANIC	427	23	5.4
WHITE	2,260	39	1.7
FEMALE	1,351	32	2.4
MALE	1,404	30	2.1
DISTRICT	2,755	62	2.3
INSTRUCTIONAL PROGRAM SERVICE TYPE			
STUDENTS WITH DISABILITIES	308	10	3.2
LIMITED ENGLISH PROFICIENT	176	6	3.4
ECONOMICALLY DISADVANTAGED	977	29	3.0
MIGRANT	61	1	1.6
TITLE 1	0	0	0.0
HOMELESS	20	2	10.0
GIFTED AND TALENTED	117	0	0.0



	PUPIL COUNT	TOTAL DROPOUTS	RATE
	-----	-----	----
DISTRICT TOTALS (EXCLUDING ALTERNATIVE SCHOOLS)			
AMERICAN INDIAN	29	0	0.0
ASIAN	18	0	0.0
BLACK	21	0	0.0
HISPANIC	427	23	5.4
WHITE	2,260	39	1.7
FEMALE	1,351	32	2.4
MALE	1,404	30	2.1
DISTRICT	2,755	62	2.3

INSTRUCTIONAL PROGRAM SERVICE TYPE

DIST_DROP_IPST.lis

8/30/2007

STUDENTS WITH DISABILITIES	308	10	3.2
LIMITED ENGLISH PROFICIENT	176	6	3.4
ECONOMICALLY DISADVANTAGED	977	29	3.0
MIGRANT	61	1	1.6
TITLE 1	0	0	0.0
HOMELESS	20	2	10.0
GIFTED AND TALENTED	117	0	0.0



06/25/2007
10:01

Page : 51

	PUPIL COUNT	TOTAL DROPOUTS	RATE
	-----	-----	-----
DISTRICT TOTALS (ALTERNATIVE SCHOOLS ONLY)			
AMERICAN INDIAN	0	0	0.0
ASIAN	0	0	0.0
BLACK	0	0	0.0
HISPANIC	0	0	0.0
WHITE	0	0	0.0
FEMALE	0	0	0.0
MALE	0	0	0.0
DISTRICT	0	0	0.0
INSTRUCTIONAL PROGRAM SERVICE TYPE			
STUDENTS WITH DISABILITIES	0	0	0.0
LIMITED ENGLISH PROFICIENT	0	0	0.0
ECONOMICALLY DISADVANTAGED	0	0	0.0
MIGRANT	0	0	0.0
TITLE I	0	0	0.0
HOMELESS	0	0	0.0
GIFTED AND TALENTED	0	0	0.0



COUNTY : 16 DENVER

District: 0880 DENVER COUNTY 1

	PUPIL COUNT	TOTAL DROPOUTS	RATE
	-----	-----	-----
DISTRICT TOTALS (INCLUDING ALTERNATIVE SCHOOLS)			
AMERICAN INDIAN	510	85	16.7
ASIAN	1,035	93	9.0
BLACK	7,942	820	10.3
HISPANIC	19,224	2,397	12.5
WHITE	7,506	622	8.3
FEMALE	17,449	1,823	10.4
MALE	18,768	2,194	11.7
DISTRICT	36,217	4,017	11.1
INSTRUCTIONAL PROGRAM SERVICE TYPE			
STUDENTS WITH DISABILITIES	4,866	606	12.5

DIST_DROP_IPST.lis

8/30/2007

LIMITED ENGLISH PROFICIENT	7,731	578	7.5
ECONOMICALLY DISADVANTAGED	18,665	1,433	7.7
MIGRANT	740	60	8.1
TITLE 1	17,915	2,147	12.0
HOMELESS	410	70	17.1
GIFTED AND TALENTED	4,787	130	2.7

	PUPIL COUNT	TOTAL DROPOUTS	RATE
	-----	-----	-----

DISTRICT TOTALS (EXCLUDING ALTERNATIVE SCHOOLS)



06/25/2007
10:01

Page : 52

AMERICAN INDIAN	410	51	12.4
ASIAN	961	67	7.0
BLACK	6,774	524	7.7
HISPANIC	16,598	1,612	9.7
WHITE	6,664	416	6.2
FEMALE	15,499	1,260	8.1
MALE	15,908	1,410	8.9
DISTRICT	31,407	2,670	8.5

INSTRUCTIONAL PROGRAM SERVICE TYPE

STUDENTS WITH DISABILITIES	4,131	398	9.6
LIMITED ENGLISH PROFICIENT	7,133	444	6.2
ECONOMICALLY DISADVANTAGED	16,447	927	5.6
MIGRANT	732	58	7.9
TITLE 1	15,644	1,470	9.4
HOMELESS	326	36	11.0
GIFTED AND TALENTED	4,570	99	2.2



	PUPIL COUNT	TOTAL DROPOUTS	RATE
	-----	-----	-----
DISTRICT TOTALS (ALTERNATIVE SCHOOLS ONLY)			
AMERICAN INDIAN	99	33	33.3
ASIAN	65	25	38.5
BLACK	1,153	293	25.4
HISPANIC	2,563	769	30.0
WHITE	832	206	24.8
FEMALE	1,902	556	29.2
MALE	2,810	770	27.4
DISTRICT	4,712	1,326	28.1
INSTRUCTIONAL PROGRAM SERVICE TYPE			
STUDENTS WITH DISABILITIES	726	208	28.7
LIMITED ENGLISH PROFICIENT	597	133	22.3
ECONOMICALLY DISADVANTAGED	2,214	505	22.8
MIGRANT	8	2	25.0
TITLE I	2,271	677	29.8
HOMELESS	84	34	40.5
GIFTED AND TALENTED	216	31	14.4

COUNTY : 17 DOLORES

District: 0890 DOLORES COUNTY RE NO.2

	PUPIL COUNT	TOTAL DROPOUTS	RATE
	-----	-----	-----
DISTRICT TOTALS (INCLUDING ALTERNATIVE SCHOOLS)			
AMERICAN INDIAN	13	0	0.0
ASIAN	1	0	0.0
BLACK	0	0	0.0
HISPANIC	6	0	0.0
WHITE	148	0	0.0
FEMALE	79	0	0.0



06/25/2007
10:01

Page : 53

MALE	89	0	0.0
DISTRICT	168	0	0.0
INSTRUCTIONAL PROGRAM SERVICE TYPE			
STUDENTS WITH DISABILITIES	18	0	0.0
LIMITED ENGLISH PROFICIENT	0	0	0.0
ECONOMICALLY DISADVANTAGED	55	0	0.0
MIGRANT	0	0	0.0
TITLE 1	0	0	0.0
HOMELESS	0	0	0.0
GIFTED AND TALENTED	0	0	0.0
	PUPIL COUNT	TOTAL DROPOUTS	RATE
	-----	-----	-----
DISTRICT TOTALS (EXCLUDING ALTERNATIVE SCHOOLS)			
AMERICAN INDIAN	13	0	0.0
ASIAN	1	0	0.0
BLACK	0	0	0.0
HISPANIC	6	0	0.0
WHITE	148	0	0.0
FEMALE	79	0	0.0
MALE	89	0	0.0
DISTRICT	168	0	0.0
INSTRUCTIONAL PROGRAM SERVICE TYPE			
STUDENTS WITH DISABILITIES	18	0	0.0
LIMITED ENGLISH PROFICIENT	0	0	0.0
ECONOMICALLY DISADVANTAGED	55	0	0.0
MIGRANT	0	0	0.0
TITLE 1	0	0	0.0
HOMELESS	0	0	0.0
GIFTED AND TALENTED	0	0	0.0
	PUPIL COUNT	TOTAL DROPOUTS	RATE
	-----	-----	-----
DISTRICT TOTALS (ALTERNATIVE SCHOOLS ONLY)			
AMERICAN INDIAN	0	0	0.0
ASIAN	0	0	0.0
BLACK	0	0	0.0
HISPANIC	0	0	0.0



DIST_DROP_IPST.lis

8/30/2007

WHITE	0	0	0.0
FEMALE	0	0	0.0
MALE	0	0	0.0
DISTRICT	0	0	0.0
INSTRUCTIONAL PROGRAM SERVICE TYPE			
STUDENTS WITH DISABILITIES	0	0	0.0
LIMITED ENGLISH PROFICIENT	0	0	0.0
ECONOMICALLY DISADVANTAGED	0	0	0.0
MIGRANT	0	0	0.0
TITLE I	0	0	0.0
HOMELESS	0	0	0.0



06/25/2007
10:01

Page : 54

GIFTED AND TALENTED 0 0 0.0

COUNTY : 18 DOUGLAS

District: 0900 DOUGLAS COUNTY RE 1

	PUPIL COUNT -----	TOTAL DROPOUTS -----	RATE -----
DISTRICT TOTALS (INCLUDING ALTERNATIVE SCHOOLS)			
AMERICAN INDIAN	140	4	2.9
ASIAN	790	10	1.3
BLACK	488	9	1.8
HISPANIC	1,574	31	2.0
WHITE	18,959	166	0.9
FEMALE	10,790	87	0.8
MALE	11,161	133	1.2
DISTRICT	21,951	220	1.0
INSTRUCTIONAL PROGRAM SERVICE TYPE			
STUDENTS WITH DISABILITIES	1,861	37	2.0
LIMITED ENGLISH PROFICIENT	2	0	0.0
ECONOMICALLY DISADVANTAGED	3	0	0.0
MIGRANT	3	0	0.0
TITLE 1	1	0	0.0
HOMELESS	1	0	0.0
GIFTED AND TALENTED	1,196	2	0.2



	PUPIL COUNT -----	TOTAL DROPOUTS -----	RATE -----
DISTRICT TOTALS (EXCLUDING ALTERNATIVE SCHOOLS)			
AMERICAN INDIAN	137	3	2.2
ASIAN	778	9	1.2
BLACK	477	6	1.3
HISPANIC	1,532	24	1.6
WHITE	18,559	129	0.7
FEMALE	10,611	71	0.7
MALE	10,872	100	0.9
DISTRICT	21,483	171	0.8

INSTRUCTIONAL PROGRAM SERVICE TYPE

DIST_DROP_IPST.lis

8/30/2007

STUDENTS WITH DISABILITIES	1,777	29	1.6
LIMITED ENGLISH PROFICIENT	2	0	0.0
ECONOMICALLY DISADVANTAGED	3	0	0.0
MIGRANT	3	0	0.0
TITLE 1	1	0	0.0
HOMELESS	1	0	0.0
GIFTED AND TALENTED	1,194	1	0.1



06/25/2007
10:01

Page : 55

	PUPIL COUNT	TOTAL DROPOUTS	RATE
	-----	-----	-----
DISTRICT TOTALS (ALTERNATIVE SCHOOLS ONLY)			
AMERICAN INDIAN	3	1	33.3
ASIAN	12	1	8.3
BLACK	9	3	33.3
HISPANIC	37	5	13.5
WHITE	377	29	7.7
FEMALE	167	12	7.2
MALE	271	27	10.0
DISTRICT	438	39	8.9
INSTRUCTIONAL PROGRAM SERVICE TYPE			
STUDENTS WITH DISABILITIES	80	7	8.8
LIMITED ENGLISH PROFICIENT	0	0	0.0
ECONOMICALLY DISADVANTAGED	0	0	0.0
MIGRANT	0	0	0.0
TITLE I	0	0	0.0
HOMELESS	0	0	0.0
GIFTED AND TALENTED	1	0	0.0



COUNTY : 19 EAGLE

District: 0910 EAGLE COUNTY RE 50

	PUPIL COUNT	TOTAL DROPOUTS	RATE
	-----	-----	-----
DISTRICT TOTALS (INCLUDING ALTERNATIVE SCHOOLS)			
AMERICAN INDIAN	10	0	0.0
ASIAN	21	1	4.8
BLACK	9	1	11.1
HISPANIC	1,047	68	6.5
WHITE	1,416	25	1.8
FEMALE	1,205	34	2.8
MALE	1,298	61	4.7
DISTRICT	2,503	95	3.8
INSTRUCTIONAL PROGRAM SERVICE TYPE			
STUDENTS WITH DISABILITIES	259	8	3.1

DIST_DROP_IPST.lis

8/30/2007

LIMITED ENGLISH PROFICIENT	622	39	6.3
ECONOMICALLY DISADVANTAGED	505	18	3.6
MIGRANT	49	4	8.2
TITLE 1	0	0	0.0
HOMELESS	86	4	4.7
GIFTED AND TALENTED	340	0	0.0

	PUPIL COUNT	TOTAL DROPOUTS	RATE
	-----	-----	-----

DISTRICT TOTALS (EXCLUDING ALTERNATIVE SCHOOLS)



06/25/2007
10:01

Page : 56

AMERICAN INDIAN	10	0	0.0
ASIAN	19	1	5.3
BLACK	8	1	12.5
HISPANIC	990	55	5.6
WHITE	1,360	17	1.3
FEMALE	1,152	27	2.3
MALE	1,235	47	3.8
DISTRICT	2,387	74	3.1

INSTRUCTIONAL PROGRAM SERVICE TYPE

STUDENTS WITH DISABILITIES	248	6	2.4
LIMITED ENGLISH PROFICIENT	613	36	5.9
ECONOMICALLY DISADVANTAGED	489	12	2.5
MIGRANT	49	4	8.2
TITLE 1	0	0	0.0
HOMELESS	77	2	2.6
GIFTED AND TALENTED	333	0	0.0



	PUPIL COUNT	TOTAL DROPOUTS	RATE
	-----	-----	----
DISTRICT TOTALS (ALTERNATIVE SCHOOLS ONLY)			
AMERICAN INDIAN	0	0	0.0
ASIAN	2	0	0.0
BLACK	1	0	0.0
HISPANIC	57	13	22.8
WHITE	56	8	14.3
FEMALE	53	7	13.2
MALE	63	14	22.2
DISTRICT	116	21	18.1

INSTRUCTIONAL PROGRAM SERVICE TYPE

STUDENTS WITH DISABILITIES	11	2	18.2
LIMITED ENGLISH PROFICIENT	9	3	33.3
ECONOMICALLY DISADVANTAGED	16	6	37.5
MIGRANT	0	0	0.0
TITLE I	0	0	0.0
HOMELESS	9	2	22.2
GIFTED AND TALENTED	7	0	0.0

COUNTY : 20 ELBERT

District: 0920 ELIZABETH C-1

	PUPIL COUNT	TOTAL DROPOUTS	RATE
	-----	-----	-----
DISTRICT TOTALS (INCLUDING ALTERNATIVE SCHOOLS)			
AMERICAN INDIAN	14	1	7.1
ASIAN	21	0	0.0
BLACK	21	0	0.0
HISPANIC	92	0	0.0
WHITE	1,419	11	0.8
FEMALE	764	6	0.8



06/25/2007
10:01

Page : 57

MALE	803	6	0.7
DISTRICT	1,567	12	0.8
INSTRUCTIONAL PROGRAM SERVICE TYPE			
STUDENTS WITH DISABILITIES	122	1	0.8
LIMITED ENGLISH PROFICIENT	1	0	0.0
ECONOMICALLY DISADVANTAGED	114	2	1.8
MIGRANT	0	0	0.0
TITLE 1	0	0	0.0
HOMELESS	0	0	0.0
GIFTED AND TALENTED	49	0	0.0

	PUPIL COUNT	TOTAL DROPOUTS	RATE
	-----	-----	-----
DISTRICT TOTALS (EXCLUDING ALTERNATIVE SCHOOLS)			
AMERICAN INDIAN	14	1	7.1
ASIAN	21	0	0.0
BLACK	19	0	0.0
HISPANIC	89	0	0.0
WHITE	1,345	9	0.7
FEMALE	734	5	0.7
MALE	754	5	0.7
DISTRICT	1,488	10	0.7
INSTRUCTIONAL PROGRAM SERVICE TYPE			
STUDENTS WITH DISABILITIES	106	0	0.0
LIMITED ENGLISH PROFICIENT	1	0	0.0
ECONOMICALLY DISADVANTAGED	102	1	1.0
MIGRANT	0	0	0.0
TITLE 1	0	0	0.0
HOMELESS	0	0	0.0
GIFTED AND TALENTED	49	0	0.0

	PUPIL COUNT	TOTAL DROPOUTS	RATE
	-----	-----	-----
DISTRICT TOTALS (ALTERNATIVE SCHOOLS ONLY)			
AMERICAN INDIAN	0	0	0.0
ASIAN	0	0	0.0
BLACK	2	0	0.0
HISPANIC	3	0	0.0

WHITE	74	2	2.7
FEMALE	30	1	3.3
MALE	49	1	2.0
DISTRICT	79	2	2.5
INSTRUCTIONAL PROGRAM SERVICE TYPE			
STUDENTS WITH DISABILITIES	16	1	6.3
LIMITED ENGLISH PROFICIENT	0	0	0.0
ECONOMICALLY DISADVANTAGED	12	1	8.3
MIGRANT	0	0	0.0
TITLE I	0	0	0.0
HOMELESS	0	0	0.0



06/25/2007
10:01

Page : 58

GIFTED AND TALENTED

0

0

0.0

District: 0930 KIOWA C-2

	PUPIL COUNT -----	TOTAL DROPOUTS -----	RATE -----
DISTRICT TOTALS (INCLUDING ALTERNATIVE SCHOOLS)			
AMERICAN INDIAN	1	0	0.0
ASIAN	4	0	0.0
BLACK	2	0	0.0
HISPANIC	21	0	0.0
WHITE	218	1	0.5
FEMALE	127	1	0.8
MALE	119	0	0.0
DISTRICT	246	1	0.4
INSTRUCTIONAL PROGRAM SERVICE TYPE			
STUDENTS WITH DISABILITIES	19	0	0.0
LIMITED ENGLISH PROFICIENT	1	0	0.0
ECONOMICALLY DISADVANTAGED	68	0	0.0
MIGRANT	0	0	0.0
TITLE 1	0	0	0.0
HOMELESS	0	0	0.0
GIFTED AND TALENTED	3	0	0.0
	PUPIL COUNT -----	TOTAL DROPOUTS -----	RATE -----
DISTRICT TOTALS (EXCLUDING ALTERNATIVE SCHOOLS)			
AMERICAN INDIAN	1	0	0.0
ASIAN	4	0	0.0
BLACK	2	0	0.0
HISPANIC	21	0	0.0
WHITE	218	1	0.5
FEMALE	127	1	0.8
MALE	119	0	0.0
DISTRICT	246	1	0.4
INSTRUCTIONAL PROGRAM SERVICE TYPE			
STUDENTS WITH DISABILITIES	19	0	0.0
LIMITED ENGLISH PROFICIENT	1	0	0.0



DIST_DROP_IPST.lis

8/30/2007

ECONOMICALLY DISADVANTAGED	68	0	0.0
MIGRANT	0	0	0.0
TITLE 1	0	0	0.0
HOMELESS	0	0	0.0
GIFTED AND TALENTED	3	0	0.0

	PUPIL COUNT -----	TOTAL DROPOUTS -----	RATE -----
DISTRICT TOTALS (ALTERNATIVE SCHOOLS ONLY)			
AMERICAN INDIAN	0	0	0.0




06/25/2007
10:01

Page : 59

ASIAN	0	0	0.0
BLACK	0	0	0.0
HISPANIC	0	0	0.0
WHITE	0	0	0.0
FEMALE	0	0	0.0
MALE	0	0	0.0
DISTRICT	0	0	0.0

INSTRUCTIONAL PROGRAM SERVICE TYPE			
STUDENTS WITH DISABILITIES	0	0	0.0
LIMITED ENGLISH PROFICIENT	0	0	0.0
ECONOMICALLY DISADVANTAGED	0	0	0.0
MIGRANT	0	0	0.0
TITLE I	0	0	0.0
HOMELESS	0	0	0.0
GIFTED AND TALENTED	0	0	0.0

District: 0940 BIG SANDY 100J



	PUPIL COUNT	TOTAL DROPOUTS	RATE
	-----	-----	-----
DISTRICT TOTALS (INCLUDING ALTERNATIVE SCHOOLS)			
AMERICAN INDIAN	2	0	0.0
ASIAN	5	0	0.0
BLACK	0	0	0.0
HISPANIC	9	1	11.1
WHITE	162	1	0.6
FEMALE	99	0	0.0
MALE	79	2	2.5
DISTRICT	178	2	1.1
INSTRUCTIONAL PROGRAM SERVICE TYPE			
STUDENTS WITH DISABILITIES	20	1	5.0
LIMITED ENGLISH PROFICIENT	0	0	0.0
ECONOMICALLY DISADVANTAGED	79	1	1.3
MIGRANT	0	0	0.0
TITLE 1	9	0	0.0
HOMELESS	0	0	0.0
GIFTED AND TALENTED	0	0	0.0

PUPIL COUNT	TOTAL DROPOUTS	RATE
-------------	-------------------	------

DISTRICT TOTALS (EXCLUDING ALTERNATIVE SCHOOLS)

	-----	-----	-----
AMERICAN INDIAN	2	0	0.0
ASIAN	5	0	0.0
BLACK	0	0	0.0
HISPANIC	9	1	11.1
WHITE	162	1	0.6
FEMALE	99	0	0.0
MALE	79	2	2.5
DISTRICT	178	2	1.1



06/25/2007
10:01

Page : 60

INSTRUCTIONAL PROGRAM SERVICE TYPE

STUDENTS WITH DISABILITIES	20	1	5.0
LIMITED ENGLISH PROFICIENT	0	0	0.0
ECONOMICALLY DISADVANTAGED	79	1	1.3
MIGRANT	0	0	0.0
TITLE 1	9	0	0.0
HOMELESS	0	0	0.0
GIFTED AND TALENTED	0	0	0.0

	PUPIL COUNT	TOTAL DROPOUTS	RATE
	-----	-----	-----

DISTRICT TOTALS (ALTERNATIVE SCHOOLS ONLY)

AMERICAN INDIAN	0	0	0.0
ASIAN	0	0	0.0
BLACK	0	0	0.0
HISPANIC	0	0	0.0
WHITE	0	0	0.0
FEMALE	0	0	0.0
MALE	0	0	0.0
DISTRICT	0	0	0.0

INSTRUCTIONAL PROGRAM SERVICE TYPE

STUDENTS WITH DISABILITIES	0	0	0.0
LIMITED ENGLISH PROFICIENT	0	0	0.0
ECONOMICALLY DISADVANTAGED	0	0	0.0
MIGRANT	0	0	0.0
TITLE I	0	0	0.0
HOMELESS	0	0	0.0
GIFTED AND TALENTED	0	0	0.0

District: 0950 ELBERT 200

	PUPIL COUNT	TOTAL DROPOUTS	RATE
	-----	-----	-----

DISTRICT TOTALS (INCLUDING ALTERNATIVE SCHOOLS)

AMERICAN INDIAN	1	0	0.0
ASIAN	4	0	0.0
BLACK	2	0	0.0
HISPANIC	5	0	0.0

WHITE	144	1	0.7
FEMALE	68	0	0.0
MALE	88	1	1.1
DISTRICT	156	1	0.6
INSTRUCTIONAL PROGRAM SERVICE TYPE			
STUDENTS WITH DISABILITIES	16	0	0.0
LIMITED ENGLISH PROFICIENT	0	0	0.0
ECONOMICALLY DISADVANTAGED	18	0	0.0
MIGRANT	0	0	0.0
TITLE 1	0	0	0.0
HOMELESS	1	0	0.0



06/25/2007
10:01

Page : 61

	PUPIL COUNT	TOTAL DROPOUTS	RATE
	-----	-----	-----
GIFTED AND TALENTED	7	0	0.0
DISTRICT TOTALS (EXCLUDING ALTERNATIVE SCHOOLS)			
AMERICAN INDIAN	1	0	0.0
ASIAN	4	0	0.0
BLACK	2	0	0.0
HISPANIC	5	0	0.0
WHITE	144	1	0.7
FEMALE	68	0	0.0
MALE	88	1	1.1
DISTRICT	156	1	0.6
INSTRUCTIONAL PROGRAM SERVICE TYPE			
STUDENTS WITH DISABILITIES	16	0	0.0
LIMITED ENGLISH PROFICIENT	0	0	0.0
ECONOMICALLY DISADVANTAGED	18	0	0.0
MIGRANT	0	0	0.0
TITLE 1	0	0	0.0
HOMELESS	1	0	0.0
GIFTED AND TALENTED	7	0	0.0
DISTRICT TOTALS (ALTERNATIVE SCHOOLS ONLY)			
AMERICAN INDIAN	0	0	0.0
ASIAN	0	0	0.0
BLACK	0	0	0.0
HISPANIC	0	0	0.0
WHITE	0	0	0.0
FEMALE	0	0	0.0
MALE	0	0	0.0
DISTRICT	0	0	0.0
INSTRUCTIONAL PROGRAM SERVICE TYPE			
STUDENTS WITH DISABILITIES	0	0	0.0
LIMITED ENGLISH PROFICIENT	0	0	0.0
ECONOMICALLY DISADVANTAGED	0	0	0.0
MIGRANT	0	0	0.0



DIST_DROP_IPST.lis

8/30/2007

TITLE I	0	0	0.0
HOMELESS	0	0	0.0
GIFTED AND TALENTED	0	0	0.0

District: 0960 AGATE 300

	PUPIL COUNT -----	TOTAL DROPOUTS -----	RATE -----
DISTRICT TOTALS (INCLUDING ALTERNATIVE SCHOOLS)			
AMERICAN INDIAN	2	0	0.0



06/25/2007
10:01

Page : 62

ASIAN	0	0	0.0
BLACK	1	0	0.0
HISPANIC	3	0	0.0
WHITE	52	0	0.0
FEMALE	29	0	0.0
MALE	29	0	0.0
DISTRICT	58	0	0.0

INSTRUCTIONAL PROGRAM SERVICE TYPE

STUDENTS WITH DISABILITIES	6	0	0.0
LIMITED ENGLISH PROFICIENT	0	0	0.0
ECONOMICALLY DISADVANTAGED	25	0	0.0
MIGRANT	0	0	0.0
TITLE 1	1	0	0.0
HOMELESS	0	0	0.0
GIFTED AND TALENTED	0	0	0.0



DISTRICT TOTALS (EXCLUDING ALTERNATIVE SCHOOLS)

	PUPIL COUNT	TOTAL DROPOUTS	RATE
	-----	-----	-----
AMERICAN INDIAN	2	0	0.0
ASIAN	0	0	0.0
BLACK	1	0	0.0
HISPANIC	3	0	0.0
WHITE	52	0	0.0
FEMALE	29	0	0.0
MALE	29	0	0.0
DISTRICT	58	0	0.0

INSTRUCTIONAL PROGRAM SERVICE TYPE

STUDENTS WITH DISABILITIES	6	0	0.0
LIMITED ENGLISH PROFICIENT	0	0	0.0
ECONOMICALLY DISADVANTAGED	25	0	0.0
MIGRANT	0	0	0.0
TITLE 1	1	0	0.0
HOMELESS	0	0	0.0
GIFTED AND TALENTED	0	0	0.0

PUPIL COUNT	TOTAL DROPOUTS	RATE
-----	-----	-----

DISTRICT TOTALS (ALTERNATIVE SCHOOLS ONLY)

AMERICAN INDIAN	0	0	0.0
ASIAN	0	0	0.0
BLACK	0	0	0.0
HISPANIC	0	0	0.0
WHITE	0	0	0.0
FEMALE	0	0	0.0
MALE	0	0	0.0
DISTRICT	0	0	0.0
INSTRUCTIONAL PROGRAM SERVICE TYPE			
STUDENTS WITH DISABILITIES	0	0	0.0



06/25/2007
10:01

Page : 63

LIMITED ENGLISH PROFICIENT	0	0	0.0
ECONOMICALLY DISADVANTAGED	0	0	0.0
MIGRANT	0	0	0.0
TITLE I	0	0	0.0
HOMELESS	0	0	0.0
GIFTED AND TALENTED	0	0	0.0

COUNTY : 21 EL PASO

District: 0970 CALHAN RJ-1

	PUPIL COUNT -----	TOTAL DROPOUTS -----	RATE -----
DISTRICT TOTALS (INCLUDING ALTERNATIVE SCHOOLS)			
AMERICAN INDIAN	0	0	0.0
ASIAN	8	0	0.0
BLACK	2	0	0.0
HISPANIC	15	0	0.0
WHITE	360	4	1.1
FEMALE	180	2	1.1
MALE	205	2	1.0
DISTRICT	385	4	1.0
INSTRUCTIONAL PROGRAM SERVICE TYPE			
STUDENTS WITH DISABILITIES	46	0	0.0
LIMITED ENGLISH PROFICIENT	0	0	0.0
ECONOMICALLY DISADVANTAGED	105	1	1.0
MIGRANT	0	0	0.0
TITLE 1	4	0	0.0
HOMELESS	0	0	0.0
GIFTED AND TALENTED	0	0	0.0

	PUPIL COUNT -----	TOTAL DROPOUTS -----	RATE -----
DISTRICT TOTALS (EXCLUDING ALTERNATIVE SCHOOLS)			
AMERICAN INDIAN	0	0	0.0
ASIAN	8	0	0.0
BLACK	2	0	0.0
HISPANIC	15	0	0.0
WHITE	360	4	1.1

FEMALE	180	2	1.1
MALE	205	2	1.0
DISTRICT	385	4	1.0
INSTRUCTIONAL PROGRAM SERVICE TYPE			
STUDENTS WITH DISABILITIES	46	0	0.0
LIMITED ENGLISH PROFICIENT	0	0	0.0
ECONOMICALLY DISADVANTAGED	105	1	1.0
MIGRANT	0	0	0.0
TITLE 1	4	0	0.0
HOMELESS	0	0	0.0
GIFTED AND TALENTED	0	0	0.0



06/25/2007
10:01

Page : 64

	PUPIL COUNT	TOTAL DROPOUTS	RATE
	-----	-----	-----
DISTRICT TOTALS (ALTERNATIVE SCHOOLS ONLY)			
AMERICAN INDIAN	0	0	0.0
ASIAN	0	0	0.0
BLACK	0	0	0.0
HISPANIC	0	0	0.0
WHITE	0	0	0.0
FEMALE	0	0	0.0
MALE	0	0	0.0
DISTRICT	0	0	0.0
INSTRUCTIONAL PROGRAM SERVICE TYPE			
STUDENTS WITH DISABILITIES	0	0	0.0
LIMITED ENGLISH PROFICIENT	0	0	0.0
ECONOMICALLY DISADVANTAGED	0	0	0.0
MIGRANT	0	0	0.0
TITLE I	0	0	0.0
HOMELESS	0	0	0.0
GIFTED AND TALENTED	0	0	0.0



District: 0980 HARRISON 2

	PUPIL COUNT	TOTAL DROPOUTS	RATE
	-----	-----	-----
DISTRICT TOTALS (INCLUDING ALTERNATIVE SCHOOLS)			
AMERICAN INDIAN	104	8	7.7
ASIAN	289	19	6.6
BLACK	1,402	120	8.6
HISPANIC	1,782	176	9.9
WHITE	1,915	156	8.1
FEMALE	2,646	218	8.2
MALE	2,846	261	9.2
DISTRICT	5,492	479	8.7
INSTRUCTIONAL PROGRAM SERVICE TYPE			
STUDENTS WITH DISABILITIES	662	57	8.6
LIMITED ENGLISH PROFICIENT	418	18	4.3
ECONOMICALLY DISADVANTAGED	2,504	96	3.8

DIST_DROP_IPST.lis

8/30/2007

MIGRANT	43	0	0.0
TITLE 1	166	3	1.8
HOMELESS	31	1	3.2
GIFTED AND TALENTED	420	4	1.0

	PUPIL COUNT -----	TOTAL DROPOUTS -----	RATE -----
DISTRICT TOTALS (EXCLUDING ALTERNATIVE SCHOOLS)			
AMERICAN INDIAN	99	6	6.1
ASIAN	281	18	6.4



06/25/2007
10:01

Page : 65

BLACK	1,326	102	7.7
HISPANIC	1,579	116	7.3
WHITE	1,773	127	7.2
FEMALE	2,444	161	6.6
MALE	2,614	208	8.0
DISTRICT	5,058	369	7.3

INSTRUCTIONAL PROGRAM SERVICE TYPE

STUDENTS WITH DISABILITIES	627	50	8.0
LIMITED ENGLISH PROFICIENT	403	15	3.7
ECONOMICALLY DISADVANTAGED	2,370	82	3.5
MIGRANT	43	0	0.0
TITLE 1	165	3	1.8
HOMELESS	28	1	3.6
GIFTED AND TALENTED	415	4	1.0



	PUPIL COUNT	TOTAL DROPOUTS	RATE
	-----	-----	-----
DISTRICT TOTALS (ALTERNATIVE SCHOOLS ONLY)			
AMERICAN INDIAN	5	2	40.0
ASIAN	8	1	12.5
BLACK	76	18	23.7
HISPANIC	203	60	29.6
WHITE	142	29	20.4
FEMALE	202	57	28.2
MALE	232	53	22.8
DISTRICT	434	110	25.3

INSTRUCTIONAL PROGRAM SERVICE TYPE

STUDENTS WITH DISABILITIES	35	7	20.0
LIMITED ENGLISH PROFICIENT	15	3	20.0
ECONOMICALLY DISADVANTAGED	134	14	10.4
MIGRANT	0	0	0.0
TITLE I	1	0	0.0
HOMELESS	3	0	0.0
GIFTED AND TALENTED	5	0	0.0

District: 0990 WIDEFIELD 3

PUPIL COUNT	TOTAL DROPOUTS	RATE
-----	-----	-----

DISTRICT TOTALS (INCLUDING ALTERNATIVE SCHOOLS)

AMERICAN INDIAN	58	2	3.4
ASIAN	187	2	1.1
BLACK	805	15	1.9
HISPANIC	780	20	2.6
WHITE	2,752	54	2.0
FEMALE	2,252	40	1.8
MALE	2,330	53	2.3
DISTRICT	4,582	93	2.0

INSTRUCTIONAL PROGRAM SERVICE TYPE



06/25/2007
10:01

Page : 66

	PUPIL COUNT	TOTAL DROPOUTS	RATE
	-----	-----	-----
STUDENTS WITH DISABILITIES	582	11	1.9
LIMITED ENGLISH PROFICIENT	64	3	4.7
ECONOMICALLY DISADVANTAGED	659	1	0.2
MIGRANT	1	0	0.0
TITLE 1	38	0	0.0
HOMELESS	15	0	0.0
GIFTED AND TALENTED	0	0	0.0
DISTRICT TOTALS (EXCLUDING ALTERNATIVE SCHOOLS)			
AMERICAN INDIAN	55	0	0.0
ASIAN	184	1	0.5
BLACK	788	13	1.6
HISPANIC	751	16	2.1
WHITE	2,665	43	1.6
FEMALE	2,201	32	1.5
MALE	2,242	41	1.8
DISTRICT	4,443	73	1.6
INSTRUCTIONAL PROGRAM SERVICE TYPE			
STUDENTS WITH DISABILITIES	577	10	1.7
LIMITED ENGLISH PROFICIENT	64	3	4.7
ECONOMICALLY DISADVANTAGED	658	1	0.2
MIGRANT	1	0	0.0
TITLE 1	38	0	0.0
HOMELESS	15	0	0.0
GIFTED AND TALENTED	0	0	0.0
DISTRICT TOTALS (ALTERNATIVE SCHOOLS ONLY)			
AMERICAN INDIAN	3	2	66.7
ASIAN	3	1	33.3
BLACK	17	2	11.8
HISPANIC	29	4	13.8
WHITE	87	11	12.6
FEMALE	51	8	15.7
MALE	88	12	13.6
DISTRICT	139	20	14.4



INSTRUCTIONAL PROGRAM SERVICE TYPE

STUDENTS WITH DISABILITIES	5	1	20.0
LIMITED ENGLISH PROFICIENT	0	0	0.0
ECONOMICALLY DISADVANTAGED	1	0	0.0
MIGRANT	0	0	0.0
TITLE I	0	0	0.0
HOMELESS	0	0	0.0
GIFTED AND TALENTED	0	0	0.0

District: 1000 FOUNTAIN 8



06/25/2007
10:01

Page : 67

	PUPIL COUNT	TOTAL DROPOUTS	RATE
	-----	-----	-----
DISTRICT TOTALS (INCLUDING ALTERNATIVE SCHOOLS)			
AMERICAN INDIAN	53	1	1.9
ASIAN	129	1	0.8
BLACK	578	2	0.3
HISPANIC	462	11	2.4
WHITE	1,625	29	1.8
FEMALE	1,389	17	1.2
MALE	1,458	27	1.9
DISTRICT	2,847	44	1.5
INSTRUCTIONAL PROGRAM SERVICE TYPE			
STUDENTS WITH DISABILITIES	286	6	2.1
LIMITED ENGLISH PROFICIENT	24	0	0.0
ECONOMICALLY DISADVANTAGED	678	15	2.2
MIGRANT	8	0	0.0
TITLE 1	0	0	0.0
HOMELESS	7	2	28.6
GIFTED AND TALENTED	0	0	0.0
	PUPIL COUNT	TOTAL DROPOUTS	RATE
	-----	-----	-----
DISTRICT TOTALS (EXCLUDING ALTERNATIVE SCHOOLS)			
AMERICAN INDIAN	48	0	0.0
ASIAN	124	1	0.8
BLACK	551	2	0.4
HISPANIC	426	5	1.2
WHITE	1,522	14	0.9
FEMALE	1,319	8	0.6
MALE	1,352	14	1.0
DISTRICT	2,671	22	0.8
INSTRUCTIONAL PROGRAM SERVICE TYPE			
STUDENTS WITH DISABILITIES	278	5	1.8
LIMITED ENGLISH PROFICIENT	24	0	0.0
ECONOMICALLY DISADVANTAGED	632	8	1.3
MIGRANT	8	0	0.0
TITLE 1	0	0	0.0



HOMELESS	6	1	16.7
GIFTED AND TALENTED	0	0	0.0

	PUPIL COUNT	TOTAL DROPOUTS	RATE
	-----	-----	-----
DISTRICT TOTALS (ALTERNATIVE SCHOOLS ONLY)			
AMERICAN INDIAN	5	1	20.0
ASIAN	5	0	0.0
BLACK	27	0	0.0
HISPANIC	36	6	16.7




06/25/2007
10:01

Page : 68

WHITE	103	15	14.6
FEMALE	70	9	12.9
MALE	106	13	12.3
DISTRICT	176	22	12.5

INSTRUCTIONAL PROGRAM SERVICE TYPE			
STUDENTS WITH DISABILITIES	8	1	12.5
LIMITED ENGLISH PROFICIENT	0	0	0.0
ECONOMICALLY DISADVANTAGED	46	7	15.2
MIGRANT	0	0	0.0
TITLE I	0	0	0.0
HOMELESS	1	1	100.0
GIFTED AND TALENTED	0	0	0.0

District: 1010 COLORADO SPRINGS 11



	PUPIL COUNT	TOTAL DROPOUTS	RATE
	-----	-----	-----
DISTRICT TOTALS (INCLUDING ALTERNATIVE SCHOOLS)			
AMERICAN INDIAN	277	14	5.1
ASIAN	481	21	4.4
BLACK	2,004	135	6.7
HISPANIC	3,326	251	7.5
WHITE	11,353	440	3.9
FEMALE	8,511	368	4.3
MALE	8,930	493	5.5
DISTRICT	17,441	861	4.9
INSTRUCTIONAL PROGRAM SERVICE TYPE			
STUDENTS WITH DISABILITIES	1,717	104	6.1
LIMITED ENGLISH PROFICIENT	618	15	2.4
ECONOMICALLY DISADVANTAGED	3,365	64	1.9
MIGRANT	0	0	0.0
TITLE 1	748	15	2.0
HOMELESS	26	1	3.8
GIFTED AND TALENTED	1,957	12	0.6
	PUPIL COUNT	TOTAL DROPOUTS	RATE
	-----	-----	-----

DISTRICT TOTALS (EXCLUDING ALTERNATIVE SCHOOLS)

AMERICAN INDIAN	258	13	5.0
ASIAN	457	19	4.2
BLACK	1,948	129	6.6
HISPANIC	3,188	228	7.2
WHITE	10,813	385	3.6
FEMALE	8,117	320	3.9
MALE	8,547	454	5.3
DISTRICT	16,664	774	4.6
INSTRUCTIONAL PROGRAM SERVICE TYPE			
STUDENTS WITH DISABILITIES	1,633	101	6.2
LIMITED ENGLISH PROFICIENT	614	13	2.1



06/25/2007
10:01

Page : 69

ECONOMICALLY DISADVANTAGED	3,199	59	1.8
MIGRANT	0	0	0.0
TITLE 1	746	15	2.0
HOMELESS	21	1	4.8
GIFTED AND TALENTED	1,913	10	0.5
	PUPIL COUNT	TOTAL DROPOUTS	RATE
	-----	-----	----
DISTRICT TOTALS (ALTERNATIVE SCHOOLS ONLY)			
AMERICAN INDIAN	19	1	5.3
ASIAN	24	2	8.3
BLACK	54	4	7.4
HISPANIC	135	21	15.6
WHITE	535	53	9.9
FEMALE	389	43	11.1
MALE	378	38	10.1
DISTRICT	767	81	10.6
INSTRUCTIONAL PROGRAM SERVICE TYPE			
STUDENTS WITH DISABILITIES	83	3	3.6
LIMITED ENGLISH PROFICIENT	2	0	0.0
ECONOMICALLY DISADVANTAGED	163	5	3.1
MIGRANT	0	0	0.0
TITLE I	0	0	0.0
HOMELESS	5	0	0.0
GIFTED AND TALENTED	44	2	4.5
District: 1020 CHEYENNE MOUNTAIN 12			



	PUPIL COUNT	TOTAL DROPOUTS	RATE
	-----	-----	----
DISTRICT TOTALS (INCLUDING ALTERNATIVE SCHOOLS)			
AMERICAN INDIAN	20	0	0.0
ASIAN	146	0	0.0
BLACK	75	0	0.0
HISPANIC	196	2	1.0
WHITE	1,996	7	0.4
FEMALE	1,185	6	0.5
MALE	1,248	3	0.2
DISTRICT	2,433	9	0.4

INSTRUCTIONAL PROGRAM SERVICE TYPE			
STUDENTS WITH DISABILITIES	100	0	0.0
LIMITED ENGLISH PROFICIENT	58	0	0.0
ECONOMICALLY DISADVANTAGED	90	0	0.0
MIGRANT	0	0	0.0
TITLE 1	135	0	0.0
HOMELESS	1	0	0.0
GIFTED AND TALENTED	87	0	0.0



06/25/2007
10:01

Page : 70

	PUPIL COUNT	TOTAL DROPOUTS	RATE
	-----	-----	-----
DISTRICT TOTALS (EXCLUDING ALTERNATIVE SCHOOLS)			
AMERICAN INDIAN	20	0	0.0
ASIAN	146	0	0.0
BLACK	75	0	0.0
HISPANIC	196	2	1.0
WHITE	1,996	7	0.4
FEMALE	1,185	6	0.5
MALE	1,248	3	0.2
DISTRICT	2,433	9	0.4
INSTRUCTIONAL PROGRAM SERVICE TYPE			
STUDENTS WITH DISABILITIES	100	0	0.0
LIMITED ENGLISH PROFICIENT	58	0	0.0
ECONOMICALLY DISADVANTAGED	90	0	0.0
MIGRANT	0	0	0.0
TITLE 1	135	0	0.0
HOMELESS	1	0	0.0
GIFTED AND TALENTED	87	0	0.0
	PUPIL COUNT	TOTAL DROPOUTS	RATE
	-----	-----	-----
DISTRICT TOTALS (ALTERNATIVE SCHOOLS ONLY)			
AMERICAN INDIAN	0	0	0.0
ASIAN	0	0	0.0
BLACK	0	0	0.0
HISPANIC	0	0	0.0
WHITE	0	0	0.0
FEMALE	0	0	0.0
MALE	0	0	0.0
DISTRICT	0	0	0.0
INSTRUCTIONAL PROGRAM SERVICE TYPE			
STUDENTS WITH DISABILITIES	0	0	0.0
LIMITED ENGLISH PROFICIENT	0	0	0.0
ECONOMICALLY DISADVANTAGED	0	0	0.0
MIGRANT	0	0	0.0
TITLE I	0	0	0.0



DIST_DROP_IPST.lis

8/30/2007

HOMELESS	0	0	0.0
GIFTED AND TALENTED	0	0	0.0

District: 1030 MANITOU SPRINGS 14

	PUPIL COUNT -----	TOTAL DROPOUTS -----	RATE -----
DISTRICT TOTALS (INCLUDING ALTERNATIVE SCHOOLS)			
AMERICAN INDIAN	11	0	0.0
ASIAN	13	0	0.0




06/25/2007
10:01

Page : 71

BLACK	8	0	0.0
HISPANIC	51	1	2.0
WHITE	708	4	0.6
FEMALE	404	3	0.7
MALE	387	2	0.5
DISTRICT	791	5	0.6

INSTRUCTIONAL PROGRAM SERVICE TYPE			
STUDENTS WITH DISABILITIES	77	0	0.0
LIMITED ENGLISH PROFICIENT	4	0	0.0
ECONOMICALLY DISADVANTAGED	101	0	0.0
MIGRANT	0	0	0.0
TITLE 1	13	0	0.0
HOMELESS	1	0	0.0
GIFTED AND TALENTED	55	0	0.0



	PUPIL COUNT	TOTAL DROPOUTS	RATE
	-----	-----	-----
DISTRICT TOTALS (EXCLUDING ALTERNATIVE SCHOOLS)			
AMERICAN INDIAN	11	0	0.0
ASIAN	13	0	0.0
BLACK	8	0	0.0
HISPANIC	51	1	2.0
WHITE	708	4	0.6
FEMALE	404	3	0.7
MALE	387	2	0.5
DISTRICT	791	5	0.6

INSTRUCTIONAL PROGRAM SERVICE TYPE			
STUDENTS WITH DISABILITIES	77	0	0.0
LIMITED ENGLISH PROFICIENT	4	0	0.0
ECONOMICALLY DISADVANTAGED	101	0	0.0
MIGRANT	0	0	0.0
TITLE 1	13	0	0.0
HOMELESS	1	0	0.0
GIFTED AND TALENTED	55	0	0.0

	PUPIL COUNT	TOTAL DROPOUTS	RATE
	-----	-----	-----
DISTRICT TOTALS (ALTERNATIVE SCHOOLS ONLY)			

DIST_DROP_IPST.lis

8/30/2007

AMERICAN INDIAN	0	0	0.0
ASIAN	0	0	0.0
BLACK	0	0	0.0
HISPANIC	0	0	0.0
WHITE	0	0	0.0
FEMALE	0	0	0.0
MALE	0	0	0.0
DISTRICT	0	0	0.0
INSTRUCTIONAL PROGRAM SERVICE TYPE			
STUDENTS WITH DISABILITIES	0	0	0.0
LIMITED ENGLISH PROFICIENT	0	0	0.0



06/25/2007
10:01

Page : 72

ECONOMICALLY DISADVANTAGED	0	0	0.0
MIGRANT	0	0	0.0
TITLE I	0	0	0.0
HOMELESS	0	0	0.0
GIFTED AND TALENTED	0	0	0.0

District: 1040 ACADEMY 20

	PUPIL COUNT	TOTAL DROPOUTS	RATE
	-----	-----	----
DISTRICT TOTALS (INCLUDING ALTERNATIVE SCHOOLS)			
AMERICAN INDIAN	100	1	1.0
ASIAN	498	3	0.6
BLACK	451	10	2.2
HISPANIC	683	6	0.9
WHITE	9,086	94	1.0
FEMALE	5,294	50	0.9
MALE	5,524	64	1.2
DISTRICT	10,818	114	1.1
INSTRUCTIONAL PROGRAM SERVICE TYPE			
STUDENTS WITH DISABILITIES	778	11	1.4
LIMITED ENGLISH PROFICIENT	116	3	2.6
ECONOMICALLY DISADVANTAGED	569	5	0.9
MIGRANT	1	0	0.0
TITLE 1	0	0	0.0
HOMELESS	2	0	0.0
GIFTED AND TALENTED	1,647	6	0.4
	PUPIL COUNT	TOTAL DROPOUTS	RATE
	-----	-----	----
DISTRICT TOTALS (EXCLUDING ALTERNATIVE SCHOOLS)			
AMERICAN INDIAN	99	1	1.0
ASIAN	497	2	0.4
BLACK	445	8	1.8
HISPANIC	669	5	0.7
WHITE	8,951	74	0.8
FEMALE	5,229	42	0.8
MALE	5,432	48	0.9
DISTRICT	10,661	90	0.8



INSTRUCTIONAL PROGRAM SERVICE TYPE

STUDENTS WITH DISABILITIES	765	11	1.4
LIMITED ENGLISH PROFICIENT	116	3	2.6
ECONOMICALLY DISADVANTAGED	562	4	0.7
MIGRANT	1	0	0.0
TITLE 1	0	0	0.0
HOMELESS	2	0	0.0
GIFTED AND TALENTED	1,637	6	0.4



06/25/2007
10:01

Page : 73

	PUPIL COUNT	TOTAL DROPOUTS	RATE
	-----	-----	-----
DISTRICT TOTALS (ALTERNATIVE SCHOOLS ONLY)			
AMERICAN INDIAN	1	0	0.0
ASIAN	1	1	100.0
BLACK	6	2	33.3
HISPANIC	14	1	7.1
WHITE	131	16	12.2
FEMALE	63	6	9.5
MALE	90	14	15.6
DISTRICT	153	20	13.1

INSTRUCTIONAL PROGRAM SERVICE TYPE

STUDENTS WITH DISABILITIES	13	0	0.0
LIMITED ENGLISH PROFICIENT	0	0	0.0
ECONOMICALLY DISADVANTAGED	7	1	14.3
MIGRANT	0	0	0.0
TITLE I	0	0	0.0
HOMELESS	0	0	0.0
GIFTED AND TALENTED	10	0	0.0

District: 1050 ELLICOTT 22

	PUPIL COUNT	TOTAL DROPOUTS	RATE
	-----	-----	-----
DISTRICT TOTALS (INCLUDING ALTERNATIVE SCHOOLS)			
AMERICAN INDIAN	8	0	0.0
ASIAN	9	0	0.0
BLACK	16	0	0.0
HISPANIC	83	4	4.8
WHITE	440	11	2.5
FEMALE	240	6	2.5
MALE	316	9	2.8
DISTRICT	556	15	2.7
INSTRUCTIONAL PROGRAM SERVICE TYPE			
STUDENTS WITH DISABILITIES	91	3	3.3
LIMITED ENGLISH PROFICIENT	31	2	6.5
ECONOMICALLY DISADVANTAGED	303	12	4.0

MIGRANT	36	1	2.8
TITLE 1	1	0	0.0
HOMELESS	0	0	0.0
GIFTED AND TALENTED	0	0	0.0
	PUPIL COUNT	TOTAL DROPOUTS	RATE
	-----	-----	-----
DISTRICT TOTALS (EXCLUDING ALTERNATIVE SCHOOLS)			
AMERICAN INDIAN	8	0	0.0
ASIAN	9	0	0.0



06/25/2007
10:01

Page : 74

BLACK	16	0	0.0
HISPANIC	83	4	4.8
WHITE	440	11	2.5
FEMALE	240	6	2.5
MALE	316	9	2.8
DISTRICT	556	15	2.7

INSTRUCTIONAL PROGRAM SERVICE TYPE

STUDENTS WITH DISABILITIES	91	3	3.3
LIMITED ENGLISH PROFICIENT	31	2	6.5
ECONOMICALLY DISADVANTAGED	303	12	4.0
MIGRANT	36	1	2.8
TITLE 1	1	0	0.0
HOMELESS	0	0	0.0
GIFTED AND TALENTED	0	0	0.0



	PUPIL COUNT	TOTAL DROPOUTS	RATE
	-----	-----	-----
DISTRICT TOTALS (ALTERNATIVE SCHOOLS ONLY)			
AMERICAN INDIAN	0	0	0.0
ASIAN	0	0	0.0
BLACK	0	0	0.0
HISPANIC	0	0	0.0
WHITE	0	0	0.0
FEMALE	0	0	0.0
MALE	0	0	0.0
DISTRICT	0	0	0.0

INSTRUCTIONAL PROGRAM SERVICE TYPE

STUDENTS WITH DISABILITIES	0	0	0.0
LIMITED ENGLISH PROFICIENT	0	0	0.0
ECONOMICALLY DISADVANTAGED	0	0	0.0
MIGRANT	0	0	0.0
TITLE I	0	0	0.0
HOMELESS	0	0	0.0
GIFTED AND TALENTED	0	0	0.0

District: 1060 PEYTON 23 JT

PUPIL COUNT	TOTAL DROPOUTS	RATE
-----	-----	-----

DISTRICT TOTALS (INCLUDING ALTERNATIVE SCHOOLS)

AMERICAN INDIAN	5	1	20.0
ASIAN	6	0	0.0
BLACK	6	0	0.0
HISPANIC	21	0	0.0
WHITE	367	2	0.5
FEMALE	185	1	0.5
MALE	220	2	0.9
DISTRICT	405	3	0.7

INSTRUCTIONAL PROGRAM SERVICE TYPE



06/25/2007
10:01

Page : 75

	PUPIL COUNT	TOTAL DROPOUTS	RATE
	-----	-----	-----
STUDENTS WITH DISABILITIES	41	1	2.4
LIMITED ENGLISH PROFICIENT	3	0	0.0
ECONOMICALLY DISADVANTAGED	60	0	0.0
MIGRANT	0	0	0.0
TITLE 1	0	0	0.0
HOMELESS	0	0	0.0
GIFTED AND TALENTED	0	0	0.0
DISTRICT TOTALS (EXCLUDING ALTERNATIVE SCHOOLS)			
AMERICAN INDIAN	5	1	20.0
ASIAN	6	0	0.0
BLACK	6	0	0.0
HISPANIC	21	0	0.0
WHITE	367	2	0.5
FEMALE	185	1	0.5
MALE	220	2	0.9
DISTRICT	405	3	0.7
INSTRUCTIONAL PROGRAM SERVICE TYPE			
STUDENTS WITH DISABILITIES	41	1	2.4
LIMITED ENGLISH PROFICIENT	3	0	0.0
ECONOMICALLY DISADVANTAGED	60	0	0.0
MIGRANT	0	0	0.0
TITLE 1	0	0	0.0
HOMELESS	0	0	0.0
GIFTED AND TALENTED	0	0	0.0
DISTRICT TOTALS (ALTERNATIVE SCHOOLS ONLY)			
AMERICAN INDIAN	0	0	0.0
ASIAN	0	0	0.0
BLACK	0	0	0.0
HISPANIC	0	0	0.0
WHITE	0	0	0.0
FEMALE	0	0	0.0
MALE	0	0	0.0
DISTRICT	0	0	0.0



INSTRUCTIONAL PROGRAM SERVICE TYPE

STUDENTS WITH DISABILITIES	0	0	0.0
LIMITED ENGLISH PROFICIENT	0	0	0.0
ECONOMICALLY DISADVANTAGED	0	0	0.0
MIGRANT	0	0	0.0
TITLE I	0	0	0.0
HOMELESS	0	0	0.0
GIFTED AND TALENTED	0	0	0.0

District: 1070 HANOVER 28



06/25/2007
10:01

Page : 76

	PUPIL COUNT	TOTAL DROPOUTS	RATE
	-----	-----	-----
DISTRICT TOTALS (INCLUDING ALTERNATIVE SCHOOLS)			
AMERICAN INDIAN	8	0	0.0
ASIAN	4	0	0.0
BLACK	16	0	0.0
HISPANIC	44	0	0.0
WHITE	123	0	0.0
FEMALE	105	0	0.0
MALE	90	0	0.0
DISTRICT	195	0	0.0
INSTRUCTIONAL PROGRAM SERVICE TYPE			
STUDENTS WITH DISABILITIES	24	0	0.0
LIMITED ENGLISH PROFICIENT	14	0	0.0
ECONOMICALLY DISADVANTAGED	97	0	0.0
MIGRANT	15	0	0.0
TITLE 1	0	0	0.0
HOMELESS	15	0	0.0
GIFTED AND TALENTED	0	0	0.0
	PUPIL COUNT	TOTAL DROPOUTS	RATE
	-----	-----	-----
DISTRICT TOTALS (EXCLUDING ALTERNATIVE SCHOOLS)			
AMERICAN INDIAN	8	0	0.0
ASIAN	4	0	0.0
BLACK	16	0	0.0
HISPANIC	44	0	0.0
WHITE	123	0	0.0
FEMALE	105	0	0.0
MALE	90	0	0.0
DISTRICT	195	0	0.0
INSTRUCTIONAL PROGRAM SERVICE TYPE			
STUDENTS WITH DISABILITIES	24	0	0.0
LIMITED ENGLISH PROFICIENT	14	0	0.0
ECONOMICALLY DISADVANTAGED	97	0	0.0
MIGRANT	15	0	0.0
TITLE 1	0	0	0.0



HOMELESS	15	0	0.0
GIFTED AND TALENTED	0	0	0.0
	PUPIL COUNT	TOTAL DROPOUTS	RATE
	-----	-----	-----
DISTRICT TOTALS (ALTERNATIVE SCHOOLS ONLY)			
AMERICAN INDIAN	0	0	0.0
ASIAN	0	0	0.0
BLACK	0	0	0.0
HISPANIC	0	0	0.0




06/25/2007
10:01

Page : 77

WHITE	0	0	0.0
FEMALE	0	0	0.0
MALE	0	0	0.0
DISTRICT	0	0	0.0

INSTRUCTIONAL PROGRAM SERVICE TYPE			
STUDENTS WITH DISABILITIES	0	0	0.0
LIMITED ENGLISH PROFICIENT	0	0	0.0
ECONOMICALLY DISADVANTAGED	0	0	0.0
MIGRANT	0	0	0.0
TITLE I	0	0	0.0
HOMELESS	0	0	0.0
GIFTED AND TALENTED	0	0	0.0

District: 1080 LEWIS-PALMER 38



	PUPIL COUNT	TOTAL DROPOUTS	RATE
	-----	-----	-----
DISTRICT TOTALS (INCLUDING ALTERNATIVE SCHOOLS)			
AMERICAN INDIAN	33	1	3.0
ASIAN	72	0	0.0
BLACK	52	0	0.0
HISPANIC	150	0	0.0
WHITE	2,928	10	0.3
FEMALE	1,568	3	0.2
MALE	1,667	8	0.5
DISTRICT	3,235	11	0.3
INSTRUCTIONAL PROGRAM SERVICE TYPE			
STUDENTS WITH DISABILITIES	246	0	0.0
LIMITED ENGLISH PROFICIENT	24	0	0.0
ECONOMICALLY DISADVANTAGED	91	1	1.1
MIGRANT	0	0	0.0
TITLE 1	0	0	0.0
HOMELESS	0	0	0.0
GIFTED AND TALENTED	461	0	0.0
	PUPIL COUNT	TOTAL DROPOUTS	RATE
	-----	-----	-----

DISTRICT TOTALS (EXCLUDING ALTERNATIVE SCHOOLS)

DIST_DROP_IPST.lis

8/30/2007

AMERICAN INDIAN	33	1	3.0
ASIAN	72	0	0.0
BLACK	52	0	0.0
HISPANIC	150	0	0.0
WHITE	2,928	10	0.3
FEMALE	1,568	3	0.2
MALE	1,667	8	0.5
DISTRICT	3,235	11	0.3
INSTRUCTIONAL PROGRAM SERVICE TYPE			
STUDENTS WITH DISABILITIES	246	0	0.0
LIMITED ENGLISH PROFICIENT	24	0	0.0



06/25/2007
10:01

Page : 78

ECONOMICALLY DISADVANTAGED	91	1	1.1
MIGRANT	0	0	0.0
TITLE 1	0	0	0.0
HOMELESS	0	0	0.0
GIFTED AND TALENTED	461	0	0.0
	PUPIL COUNT	TOTAL DROPOUTS	RATE
	-----	-----	----
DISTRICT TOTALS (ALTERNATIVE SCHOOLS ONLY)			
AMERICAN INDIAN	0	0	0.0
ASIAN	0	0	0.0
BLACK	0	0	0.0
HISPANIC	0	0	0.0
WHITE	0	0	0.0
FEMALE	0	0	0.0
MALE	0	0	0.0
DISTRICT	0	0	0.0
INSTRUCTIONAL PROGRAM SERVICE TYPE			
STUDENTS WITH DISABILITIES	0	0	0.0
LIMITED ENGLISH PROFICIENT	0	0	0.0
ECONOMICALLY DISADVANTAGED	0	0	0.0
MIGRANT	0	0	0.0
TITLE I	0	0	0.0
HOMELESS	0	0	0.0
GIFTED AND TALENTED	0	0	0.0

District: 1110 FALCON 49



	PUPIL COUNT	TOTAL DROPOUTS	RATE
	-----	-----	----
DISTRICT TOTALS (INCLUDING ALTERNATIVE SCHOOLS)			
AMERICAN INDIAN	89	0	0.0
ASIAN	276	4	1.4
BLACK	550	18	3.3
HISPANIC	717	16	2.2
WHITE	3,848	104	2.7
FEMALE	2,692	64	2.4
MALE	2,788	78	2.8
DISTRICT	5,480	142	2.6

INSTRUCTIONAL PROGRAM SERVICE TYPE			
STUDENTS WITH DISABILITIES	490	17	3.5
LIMITED ENGLISH PROFICIENT	56	1	1.8
ECONOMICALLY DISADVANTAGED	555	18	3.2
MIGRANT	0	0	0.0
TITLE 1	0	0	0.0
HOMELESS	1	0	0.0
GIFTED AND TALENTED	90	0	0.0



06/25/2007
10:01

Page : 79

	PUPIL COUNT	TOTAL DROPOUTS	RATE
	-----	-----	-----
DISTRICT TOTALS (EXCLUDING ALTERNATIVE SCHOOLS)			
AMERICAN INDIAN	89	0	0.0
ASIAN	276	4	1.4
BLACK	550	18	3.3
HISPANIC	717	16	2.2
WHITE	3,848	104	2.7
FEMALE	2,692	64	2.4
MALE	2,788	78	2.8
DISTRICT	5,480	142	2.6
INSTRUCTIONAL PROGRAM SERVICE TYPE			
STUDENTS WITH DISABILITIES	490	17	3.5
LIMITED ENGLISH PROFICIENT	56	1	1.8
ECONOMICALLY DISADVANTAGED	555	18	3.2
MIGRANT	0	0	0.0
TITLE 1	0	0	0.0
HOMELESS	1	0	0.0
GIFTED AND TALENTED	90	0	0.0
	PUPIL COUNT	TOTAL DROPOUTS	RATE
	-----	-----	-----
DISTRICT TOTALS (ALTERNATIVE SCHOOLS ONLY)			
AMERICAN INDIAN	0	0	0.0
ASIAN	0	0	0.0
BLACK	0	0	0.0
HISPANIC	0	0	0.0
WHITE	0	0	0.0
FEMALE	0	0	0.0
MALE	0	0	0.0
DISTRICT	0	0	0.0
INSTRUCTIONAL PROGRAM SERVICE TYPE			
STUDENTS WITH DISABILITIES	0	0	0.0
LIMITED ENGLISH PROFICIENT	0	0	0.0
ECONOMICALLY DISADVANTAGED	0	0	0.0
MIGRANT	0	0	0.0
TITLE I	0	0	0.0



DIST_DROP_IPST.lis

8/30/2007

HOMELESS	0	0	0.0
GIFTED AND TALENTED	0	0	0.0

District: 1120 EDISON 54 JT

	PUPIL COUNT -----	TOTAL DROPOUTS -----	RATE -----
DISTRICT TOTALS (INCLUDING ALTERNATIVE SCHOOLS)			
AMERICAN INDIAN	0	0	0.0
ASIAN	0	0	0.0



06/25/2007
10:01

Page : 80

BLACK	4	0	0.0
HISPANIC	18	2	11.1
WHITE	91	5	5.5
FEMALE	52	5	9.6
MALE	61	2	3.3
DISTRICT	113	7	6.2

INSTRUCTIONAL PROGRAM SERVICE TYPE

STUDENTS WITH DISABILITIES	18	1	5.6
LIMITED ENGLISH PROFICIENT	0	0	0.0
ECONOMICALLY DISADVANTAGED	24	0	0.0
MIGRANT	0	0	0.0
TITLE 1	0	0	0.0
HOMELESS	0	0	0.0
GIFTED AND TALENTED	10	0	0.0



	PUPIL COUNT	TOTAL DROPOUTS	RATE
	-----	-----	-----
DISTRICT TOTALS (EXCLUDING ALTERNATIVE SCHOOLS)			
AMERICAN INDIAN	0	0	0.0
ASIAN	0	0	0.0
BLACK	4	0	0.0
HISPANIC	18	2	11.1
WHITE	91	5	5.5
FEMALE	52	5	9.6
MALE	61	2	3.3
DISTRICT	113	7	6.2

INSTRUCTIONAL PROGRAM SERVICE TYPE

STUDENTS WITH DISABILITIES	18	1	5.6
LIMITED ENGLISH PROFICIENT	0	0	0.0
ECONOMICALLY DISADVANTAGED	24	0	0.0
MIGRANT	0	0	0.0
TITLE 1	0	0	0.0
HOMELESS	0	0	0.0
GIFTED AND TALENTED	10	0	0.0

PUPIL COUNT	TOTAL DROPOUTS	RATE
-----	-----	-----

DISTRICT TOTALS (ALTERNATIVE SCHOOLS ONLY)

DIST_DROP_IPST.lis

8/30/2007

AMERICAN INDIAN	0	0	0.0
ASIAN	0	0	0.0
BLACK	0	0	0.0
HISPANIC	0	0	0.0
WHITE	0	0	0.0
FEMALE	0	0	0.0
MALE	0	0	0.0
DISTRICT	0	0	0.0
INSTRUCTIONAL PROGRAM SERVICE TYPE			
STUDENTS WITH DISABILITIES	0	0	0.0
LIMITED ENGLISH PROFICIENT	0	0	0.0



06/25/2007
10:01

Page : 81

ECONOMICALLY DISADVANTAGED	0	0	0.0
MIGRANT	0	0	0.0
TITLE I	0	0	0.0
HOMELESS	0	0	0.0
GIFTED AND TALENTED	0	0	0.0

District: 1130 MIAMI/YODER 60 JT

	PUPIL COUNT -----	TOTAL DROPOUTS -----	RATE -----
DISTRICT TOTALS (INCLUDING ALTERNATIVE SCHOOLS)			
AMERICAN INDIAN	8	0	0.0
ASIAN	3	0	0.0
BLACK	3	0	0.0
HISPANIC	34	3	8.8
WHITE	191	1	0.5
FEMALE	108	1	0.9
MALE	131	3	2.3
DISTRICT	239	4	1.7
INSTRUCTIONAL PROGRAM SERVICE TYPE			
STUDENTS WITH DISABILITIES	34	3	8.8
LIMITED ENGLISH PROFICIENT	4	0	0.0
ECONOMICALLY DISADVANTAGED	122	4	3.3
MIGRANT	3	0	0.0
TITLE 1	1	0	0.0
HOMELESS	0	0	0.0
GIFTED AND TALENTED	0	0	0.0
	PUPIL COUNT -----	TOTAL DROPOUTS -----	RATE -----
DISTRICT TOTALS (EXCLUDING ALTERNATIVE SCHOOLS)			
AMERICAN INDIAN	8	0	0.0
ASIAN	3	0	0.0
BLACK	3	0	0.0
HISPANIC	34	3	8.8
WHITE	191	1	0.5
FEMALE	108	1	0.9
MALE	131	3	2.3
DISTRICT	239	4	1.7



INSTRUCTIONAL PROGRAM SERVICE TYPE

STUDENTS WITH DISABILITIES	34	3	8.8
LIMITED ENGLISH PROFICIENT	4	0	0.0
ECONOMICALLY DISADVANTAGED	122	4	3.3
MIGRANT	3	0	0.0
TITLE 1	1	0	0.0
HOMELESS	0	0	0.0
GIFTED AND TALENTED	0	0	0.0



06/25/2007
10:01

Page : 82

	PUPIL COUNT	TOTAL DROPOUTS	RATE
	-----	-----	-----
DISTRICT TOTALS (ALTERNATIVE SCHOOLS ONLY)			
AMERICAN INDIAN	0	0	0.0
ASIAN	0	0	0.0
BLACK	0	0	0.0
HISPANIC	0	0	0.0
WHITE	0	0	0.0
FEMALE	0	0	0.0
MALE	0	0	0.0
DISTRICT	0	0	0.0
INSTRUCTIONAL PROGRAM SERVICE TYPE			
STUDENTS WITH DISABILITIES	0	0	0.0
LIMITED ENGLISH PROFICIENT	0	0	0.0
ECONOMICALLY DISADVANTAGED	0	0	0.0
MIGRANT	0	0	0.0
TITLE I	0	0	0.0
HOMELESS	0	0	0.0
GIFTED AND TALENTED	0	0	0.0



COUNTY : 22 FREMONT

District: 1140 CANON CITY RE-1

	PUPIL COUNT	TOTAL DROPOUTS	RATE
	-----	-----	-----
DISTRICT TOTALS (INCLUDING ALTERNATIVE SCHOOLS)			
AMERICAN INDIAN	31	3	9.7
ASIAN	31	0	0.0
BLACK	17	0	0.0
HISPANIC	187	5	2.7
WHITE	1,983	69	3.5
FEMALE	1,087	26	2.4
MALE	1,162	51	4.4
DISTRICT	2,249	77	3.4
INSTRUCTIONAL PROGRAM SERVICE TYPE			
STUDENTS WITH DISABILITIES	241	18	7.5

DIST_DROP_IPST.lis

8/30/2007

LIMITED ENGLISH PROFICIENT	0	0	0.0
ECONOMICALLY DISADVANTAGED	588	4	0.7
MIGRANT	1	0	0.0
TITLE 1	0	0	0.0
HOMELESS	0	0	0.0
GIFTED AND TALENTED	113	0	0.0

	PUPIL COUNT	TOTAL DROPOUTS	RATE
	-----	-----	-----

DISTRICT TOTALS (EXCLUDING ALTERNATIVE SCHOOLS)



06/25/2007
10:01

Page : 83

AMERICAN INDIAN	27	2	7.4
ASIAN	30	0	0.0
BLACK	13	0	0.0
HISPANIC	176	4	2.3
WHITE	1,851	40	2.2
FEMALE	1,015	16	1.6
MALE	1,082	30	2.8
DISTRICT	2,097	46	2.2

INSTRUCTIONAL PROGRAM SERVICE TYPE

STUDENTS WITH DISABILITIES	234	15	6.4
LIMITED ENGLISH PROFICIENT	0	0	0.0
ECONOMICALLY DISADVANTAGED	580	4	0.7
MIGRANT	1	0	0.0
TITLE 1	0	0	0.0
HOMELESS	0	0	0.0
GIFTED AND TALENTED	113	0	0.0



	PUPIL COUNT	TOTAL DROPOUTS	RATE
	-----	-----	----
DISTRICT TOTALS (ALTERNATIVE SCHOOLS ONLY)			
AMERICAN INDIAN	4	1	25.0
ASIAN	1	0	0.0
BLACK	4	0	0.0
HISPANIC	11	1	9.1
WHITE	132	29	22.0
FEMALE	72	10	13.9
MALE	80	21	26.3
DISTRICT	152	31	20.4
INSTRUCTIONAL PROGRAM SERVICE TYPE			
STUDENTS WITH DISABILITIES	7	3	42.9
LIMITED ENGLISH PROFICIENT	0	0	0.0
ECONOMICALLY DISADVANTAGED	8	0	0.0
MIGRANT	0	0	0.0
TITLE I	0	0	0.0
HOMELESS	0	0	0.0
GIFTED AND TALENTED	0	0	0.0

District: 1150 FLORENCE RE-2

TOTAL


	PUPIL COUNT	DROPOUTS	RATE
	-----	-----	----
DISTRICT TOTALS (INCLUDING ALTERNATIVE SCHOOLS)			
AMERICAN INDIAN	14	1	7.1
ASIAN	7	0	0.0
BLACK	13	0	0.0
HISPANIC	121	7	5.8
WHITE	835	26	3.1
FEMALE	464	10	2.2
MALE	526	24	4.6
DISTRICT	990	34	3.4



06/25/2007
10:01

Page : 84

INSTRUCTIONAL PROGRAM SERVICE TYPE	PUPIL COUNT	TOTAL DROPOUTS	RATE
	-----	-----	-----
STUDENTS WITH DISABILITIES	133	8	6.0
LIMITED ENGLISH PROFICIENT	7	0	0.0
ECONOMICALLY DISADVANTAGED	322	14	4.3
MIGRANT	2	0	0.0
TITLE 1	211	1	0.5
HOMELESS	0	0	0.0
GIFTED AND TALENTED	0	0	0.0
DISTRICT TOTALS (EXCLUDING ALTERNATIVE SCHOOLS)			
AMERICAN INDIAN	14	1	7.1
ASIAN	7	0	0.0
BLACK	13	0	0.0
HISPANIC	121	7	5.8
WHITE	835	26	3.1
FEMALE	464	10	2.2
MALE	526	24	4.6
DISTRICT	990	34	3.4
INSTRUCTIONAL PROGRAM SERVICE TYPE			
STUDENTS WITH DISABILITIES	133	8	6.0
LIMITED ENGLISH PROFICIENT	7	0	0.0
ECONOMICALLY DISADVANTAGED	322	14	4.3
MIGRANT	2	0	0.0
TITLE 1	211	1	0.5
HOMELESS	0	0	0.0
GIFTED AND TALENTED	0	0	0.0
DISTRICT TOTALS (ALTERNATIVE SCHOOLS ONLY)			
AMERICAN INDIAN	0	0	0.0
ASIAN	0	0	0.0
BLACK	0	0	0.0
HISPANIC	0	0	0.0
WHITE	0	0	0.0
FEMALE	0	0	0.0



DIST_DROP_IPST.lis

8/30/2007

MALE	0	0	0.0
DISTRICT	0	0	0.0
INSTRUCTIONAL PROGRAM SERVICE TYPE			
STUDENTS WITH DISABILITIES	0	0	0.0
LIMITED ENGLISH PROFICIENT	0	0	0.0
ECONOMICALLY DISADVANTAGED	0	0	0.0
MIGRANT	0	0	0.0
TITLE I	0	0	0.0
HOMELESS	0	0	0.0
GIFTED AND TALENTED	0	0	0.0



06/25/2007
10:01

Page : 85

District: 1160 COTOPAXI RE-3

	PUPIL COUNT -----	TOTAL DROPOUTS -----	RATE -----
DISTRICT TOTALS (INCLUDING ALTERNATIVE SCHOOLS)			
AMERICAN INDIAN	1	0	0.0
ASIAN	1	0	0.0
BLACK	2	0	0.0
HISPANIC	22	0	0.0
WHITE	199	0	0.0
FEMALE	120	0	0.0
MALE	105	0	0.0
DISTRICT	225	0	0.0
INSTRUCTIONAL PROGRAM SERVICE TYPE			
STUDENTS WITH DISABILITIES	34	0	0.0
LIMITED ENGLISH PROFICIENT	0	0	0.0
ECONOMICALLY DISADVANTAGED	94	0	0.0
MIGRANT	0	0	0.0
TITLE 1	36	0	0.0
HOMELESS	0	0	0.0
GIFTED AND TALENTED	0	0	0.0
	PUPIL COUNT -----	TOTAL DROPOUTS -----	RATE -----
DISTRICT TOTALS (EXCLUDING ALTERNATIVE SCHOOLS)			
AMERICAN INDIAN	1	0	0.0
ASIAN	1	0	0.0
BLACK	2	0	0.0
HISPANIC	22	0	0.0
WHITE	199	0	0.0
FEMALE	120	0	0.0
MALE	105	0	0.0
DISTRICT	225	0	0.0
INSTRUCTIONAL PROGRAM SERVICE TYPE			
STUDENTS WITH DISABILITIES	34	0	0.0
LIMITED ENGLISH PROFICIENT	0	0	0.0
ECONOMICALLY DISADVANTAGED	94	0	0.0



DIST_DROP_IPST.lis

8/30/2007

MIGRANT	0	0	0.0
TITLE 1	36	0	0.0
HOMELESS	0	0	0.0
GIFTED AND TALENTED	0	0	0.0

	PUPIL COUNT -----	TOTAL DROPOUTS -----	RATE -----
DISTRICT TOTALS (ALTERNATIVE SCHOOLS ONLY)			
AMERICAN INDIAN	0	0	0.0
ASIAN	0	0	0.0



06/25/2007
10:01

Page : 86

BLACK	0	0	0.0
HISPANIC	0	0	0.0
WHITE	0	0	0.0
FEMALE	0	0	0.0
MALE	0	0	0.0
DISTRICT	0	0	0.0

INSTRUCTIONAL PROGRAM SERVICE TYPE			
STUDENTS WITH DISABILITIES	0	0	0.0
LIMITED ENGLISH PROFICIENT	0	0	0.0
ECONOMICALLY DISADVANTAGED	0	0	0.0
MIGRANT	0	0	0.0
TITLE I	0	0	0.0
HOMELESS	0	0	0.0
GIFTED AND TALENTED	0	0	0.0

COUNTY : 23 GARFIELD

District: 1180 ROARING FORK RE-1



	PUPIL COUNT	TOTAL DROPOUTS	RATE
	-----	-----	-----
DISTRICT TOTALS (INCLUDING ALTERNATIVE SCHOOLS)			
AMERICAN INDIAN	17	2	11.8
ASIAN	32	0	0.0
BLACK	11	1	9.1
HISPANIC	908	45	5.0
WHITE	1,644	38	2.3
FEMALE	1,226	32	2.6
MALE	1,386	54	3.9
DISTRICT	2,612	86	3.3
INSTRUCTIONAL PROGRAM SERVICE TYPE			
STUDENTS WITH DISABILITIES	186	11	5.9
LIMITED ENGLISH PROFICIENT	575	30	5.2
ECONOMICALLY DISADVANTAGED	566	18	3.2
MIGRANT	0	0	0.0
TITLE 1	4	0	0.0
HOMELESS	0	0	0.0
GIFTED AND TALENTED	102	0	0.0

TOTAL

	PUPIL COUNT	DROPOUTS	RATE
	-----	-----	----
DISTRICT TOTALS (EXCLUDING ALTERNATIVE SCHOOLS)			
AMERICAN INDIAN	14	2	14.3
ASIAN	30	0	0.0
BLACK	11	1	9.1
HISPANIC	904	45	5.0
WHITE	1,546	32	2.1
FEMALE	1,180	31	2.6
MALE	1,325	49	3.7
DISTRICT	2,505	80	3.2



06/25/2007
10:01

Page : 87

INSTRUCTIONAL PROGRAM SERVICE TYPE

STUDENTS WITH DISABILITIES	177	10	5.6
LIMITED ENGLISH PROFICIENT	574	30	5.2
ECONOMICALLY DISADVANTAGED	564	18	3.2
MIGRANT	0	0	0.0
TITLE 1	4	0	0.0
HOMELESS	0	0	0.0
GIFTED AND TALENTED	102	0	0.0

	PUPIL COUNT	TOTAL DROPOUTS	RATE
	-----	-----	-----

DISTRICT TOTALS (ALTERNATIVE SCHOOLS ONLY)

AMERICAN INDIAN	3	0	0.0
ASIAN	2	0	0.0
BLACK	0	0	0.0
HISPANIC	4	0	0.0
WHITE	98	6	6.1
FEMALE	46	1	2.2
MALE	61	5	8.2
DISTRICT	107	6	5.6

INSTRUCTIONAL PROGRAM SERVICE TYPE

STUDENTS WITH DISABILITIES	9	1	11.1
LIMITED ENGLISH PROFICIENT	1	0	0.0
ECONOMICALLY DISADVANTAGED	2	0	0.0
MIGRANT	0	0	0.0
TITLE I	0	0	0.0
HOMELESS	0	0	0.0
GIFTED AND TALENTED	0	0	0.0

District: 1195 GARFIELD RE-2

	PUPIL COUNT	TOTAL DROPOUTS	RATE
	-----	-----	-----

DISTRICT TOTALS (INCLUDING ALTERNATIVE SCHOOLS)

AMERICAN INDIAN	11	0	0.0
ASIAN	7	0	0.0
BLACK	11	0	0.0
HISPANIC	489	13	2.7

WHITE	1,298	13	1.0
FEMALE	885	11	1.2
MALE	931	15	1.6
DISTRICT	1,816	26	1.4
INSTRUCTIONAL PROGRAM SERVICE TYPE			
STUDENTS WITH DISABILITIES	148	1	0.7
LIMITED ENGLISH PROFICIENT	255	8	3.1
ECONOMICALLY DISADVANTAGED	574	12	2.1
MIGRANT	15	2	13.3
TITLE 1	0	0	0.0
HOMELESS	1	0	0.0



06/25/2007
10:01

Page : 88

	PUPIL COUNT	TOTAL DROPOUTS	RATE
	-----	-----	-----
GIFTED AND TALENTED	55	0	0.0
DISTRICT TOTALS (EXCLUDING ALTERNATIVE SCHOOLS)			
AMERICAN INDIAN	11	0	0.0
ASIAN	7	0	0.0
BLACK	11	0	0.0
HISPANIC	489	13	2.7
WHITE	1,298	13	1.0
FEMALE	885	11	1.2
MALE	931	15	1.6
DISTRICT	1,816	26	1.4
INSTRUCTIONAL PROGRAM SERVICE TYPE			
STUDENTS WITH DISABILITIES	148	1	0.7
LIMITED ENGLISH PROFICIENT	255	8	3.1
ECONOMICALLY DISADVANTAGED	574	12	2.1
MIGRANT	15	2	13.3
TITLE 1	0	0	0.0
HOMELESS	1	0	0.0
GIFTED AND TALENTED	55	0	0.0
DISTRICT TOTALS (ALTERNATIVE SCHOOLS ONLY)			
AMERICAN INDIAN	0	0	0.0
ASIAN	0	0	0.0
BLACK	0	0	0.0
HISPANIC	0	0	0.0
WHITE	0	0	0.0
FEMALE	0	0	0.0
MALE	0	0	0.0
DISTRICT	0	0	0.0
INSTRUCTIONAL PROGRAM SERVICE TYPE			
STUDENTS WITH DISABILITIES	0	0	0.0
LIMITED ENGLISH PROFICIENT	0	0	0.0
ECONOMICALLY DISADVANTAGED	0	0	0.0
MIGRANT	0	0	0.0



DIST_DROP_IPST.lis

8/30/2007

TITLE I	0	0	0.0
HOMELESS	0	0	0.0
GIFTED AND TALENTED	0	0	0.0

District: 1220 GARFIELD 16

	PUPIL COUNT -----	TOTAL DROPOUTS -----	RATE -----
DISTRICT TOTALS (INCLUDING ALTERNATIVE SCHOOLS)			
AMERICAN INDIAN	5	0	0.0



06/25/2007
10:01

Page : 89

ASIAN	4	1	25.0
BLACK	4	0	0.0
HISPANIC	113	6	5.3
WHITE	410	18	4.4
FEMALE	252	6	2.4
MALE	284	19	6.7
DISTRICT	536	25	4.7

INSTRUCTIONAL PROGRAM SERVICE TYPE			
STUDENTS WITH DISABILITIES	59	10	16.9
LIMITED ENGLISH PROFICIENT	49	4	8.2
ECONOMICALLY DISADVANTAGED	211	14	6.6
MIGRANT	8	1	12.5
TITLE 1	0	0	0.0
HOMELESS	3	2	66.7
GIFTED AND TALENTED	20	0	0.0



	PUPIL COUNT	TOTAL DROPOUTS	RATE
	-----	-----	-----
DISTRICT TOTALS (EXCLUDING ALTERNATIVE SCHOOLS)			
AMERICAN INDIAN	5	0	0.0
ASIAN	4	1	25.0
BLACK	4	0	0.0
HISPANIC	113	6	5.3
WHITE	410	18	4.4
FEMALE	252	6	2.4
MALE	284	19	6.7
DISTRICT	536	25	4.7

INSTRUCTIONAL PROGRAM SERVICE TYPE			
STUDENTS WITH DISABILITIES	59	10	16.9
LIMITED ENGLISH PROFICIENT	49	4	8.2
ECONOMICALLY DISADVANTAGED	211	14	6.6
MIGRANT	8	1	12.5
TITLE 1	0	0	0.0
HOMELESS	3	2	66.7
GIFTED AND TALENTED	20	0	0.0

PUPIL COUNT	TOTAL DROPOUTS	RATE
-----	-----	-----

DISTRICT TOTALS (ALTERNATIVE SCHOOLS ONLY)

AMERICAN INDIAN	0	0	0.0
ASIAN	0	0	0.0
BLACK	0	0	0.0
HISPANIC	0	0	0.0
WHITE	0	0	0.0
FEMALE	0	0	0.0
MALE	0	0	0.0
DISTRICT	0	0	0.0
INSTRUCTIONAL PROGRAM SERVICE TYPE			
STUDENTS WITH DISABILITIES	0	0	0.0



06/25/2007
10:01

Page : 90

LIMITED ENGLISH PROFICIENT	0	0	0.0
ECONOMICALLY DISADVANTAGED	0	0	0.0
MIGRANT	0	0	0.0
TITLE I	0	0	0.0
HOMELESS	0	0	0.0
GIFTED AND TALENTED	0	0	0.0

COUNTY : 24 GILPIN

District: 1330 GILPIN COUNTY RE-1

	PUPIL COUNT -----	TOTAL DROPOUTS -----	RATE -----
DISTRICT TOTALS (INCLUDING ALTERNATIVE SCHOOLS)			
AMERICAN INDIAN	0	0	0.0
ASIAN	0	0	0.0
BLACK	0	0	0.0
HISPANIC	13	1	7.7
WHITE	151	5	3.3
FEMALE	90	4	4.4
MALE	74	2	2.7
DISTRICT	164	6	3.7
INSTRUCTIONAL PROGRAM SERVICE TYPE			
STUDENTS WITH DISABILITIES	12	0	0.0
LIMITED ENGLISH PROFICIENT	0	0	0.0
ECONOMICALLY DISADVANTAGED	22	2	9.1
MIGRANT	0	0	0.0
TITLE 1	0	0	0.0
HOMELESS	0	0	0.0
GIFTED AND TALENTED	9	0	0.0

	PUPIL COUNT -----	TOTAL DROPOUTS -----	RATE -----
DISTRICT TOTALS (EXCLUDING ALTERNATIVE SCHOOLS)			
AMERICAN INDIAN	0	0	0.0
ASIAN	0	0	0.0
BLACK	0	0	0.0
HISPANIC	13	1	7.7
WHITE	151	5	3.3

FEMALE	90	4	4.4
MALE	74	2	2.7
DISTRICT	164	6	3.7
INSTRUCTIONAL PROGRAM SERVICE TYPE			
STUDENTS WITH DISABILITIES	12	0	0.0
LIMITED ENGLISH PROFICIENT	0	0	0.0
ECONOMICALLY DISADVANTAGED	22	2	9.1
MIGRANT	0	0	0.0
TITLE 1	0	0	0.0
HOMELESS	0	0	0.0
GIFTED AND TALENTED	9	0	0.0



06/25/2007
10:01

Page : 91

	PUPIL COUNT	TOTAL DROPOUTS	RATE
	-----	-----	-----
DISTRICT TOTALS (ALTERNATIVE SCHOOLS ONLY)			
AMERICAN INDIAN	0	0	0.0
ASIAN	0	0	0.0
BLACK	0	0	0.0
HISPANIC	0	0	0.0
WHITE	0	0	0.0
FEMALE	0	0	0.0
MALE	0	0	0.0
DISTRICT	0	0	0.0
INSTRUCTIONAL PROGRAM SERVICE TYPE			
STUDENTS WITH DISABILITIES	0	0	0.0
LIMITED ENGLISH PROFICIENT	0	0	0.0
ECONOMICALLY DISADVANTAGED	0	0	0.0
MIGRANT	0	0	0.0
TITLE I	0	0	0.0
HOMELESS	0	0	0.0
GIFTED AND TALENTED	0	0	0.0



COUNTY : 25 GRAND

District: 1340 WEST GRAND 1-JT.

	PUPIL COUNT	TOTAL DROPOUTS	RATE
	-----	-----	-----
DISTRICT TOTALS (INCLUDING ALTERNATIVE SCHOOLS)			
AMERICAN INDIAN	1	0	0.0
ASIAN	2	0	0.0
BLACK	0	0	0.0
HISPANIC	26	2	7.7
WHITE	237	13	5.5
FEMALE	134	8	6.0
MALE	132	7	5.3
DISTRICT	266	15	5.6
INSTRUCTIONAL PROGRAM SERVICE TYPE			
STUDENTS WITH DISABILITIES	30	0	0.0

DIST_DROP_IPST.lis

8/30/2007

LIMITED ENGLISH PROFICIENT	12	0	0.0
ECONOMICALLY DISADVANTAGED	59	3	5.1
MIGRANT	0	0	0.0
TITLE 1	0	0	0.0
HOMELESS	1	0	0.0
GIFTED AND TALENTED	33	0	0.0

	PUPIL COUNT	TOTAL DROPOUTS	RATE
	-----	-----	-----

DISTRICT TOTALS (EXCLUDING ALTERNATIVE SCHOOLS)



06/25/2007
10:01

Page : 92

AMERICAN INDIAN	1	0	0.0
ASIAN	2	0	0.0
BLACK	0	0	0.0
HISPANIC	26	2	7.7
WHITE	237	13	5.5
FEMALE	134	8	6.0
MALE	132	7	5.3
DISTRICT	266	15	5.6
INSTRUCTIONAL PROGRAM SERVICE TYPE			
STUDENTS WITH DISABILITIES	30	0	0.0
LIMITED ENGLISH PROFICIENT	12	0	0.0
ECONOMICALLY DISADVANTAGED	59	3	5.1
MIGRANT	0	0	0.0
TITLE 1	0	0	0.0
HOMELESS	1	0	0.0
GIFTED AND TALENTED	33	0	0.0
	PUPIL COUNT	TOTAL DROPOUTS	RATE
	-----	-----	-----
DISTRICT TOTALS (ALTERNATIVE SCHOOLS ONLY)			
AMERICAN INDIAN	0	0	0.0
ASIAN	0	0	0.0
BLACK	0	0	0.0
HISPANIC	0	0	0.0
WHITE	0	0	0.0
FEMALE	0	0	0.0
MALE	0	0	0.0
DISTRICT	0	0	0.0
INSTRUCTIONAL PROGRAM SERVICE TYPE			
STUDENTS WITH DISABILITIES	0	0	0.0
LIMITED ENGLISH PROFICIENT	0	0	0.0
ECONOMICALLY DISADVANTAGED	0	0	0.0
MIGRANT	0	0	0.0
TITLE I	0	0	0.0
HOMELESS	0	0	0.0
GIFTED AND TALENTED	0	0	0.0

District: 1350 EAST GRAND 2

TOTAL


	PUPIL COUNT	DROPOUTS	RATE
	-----	-----	----
DISTRICT TOTALS (INCLUDING ALTERNATIVE SCHOOLS)			
AMERICAN INDIAN	6	0	0.0
ASIAN	11	0	0.0
BLACK	3	0	0.0
HISPANIC	58	0	0.0
WHITE	665	3	0.5
FEMALE	364	1	0.3
MALE	379	2	0.5
DISTRICT	743	3	0.4



06/25/2007
10:01

Page : 93

INSTRUCTIONAL PROGRAM SERVICE TYPE			
	PUPIL COUNT	TOTAL DROPOUTS	RATE
STUDENTS WITH DISABILITIES	65	0	0.0
LIMITED ENGLISH PROFICIENT	32	0	0.0
ECONOMICALLY DISADVANTAGED	15	1	6.7
MIGRANT	0	0	0.0
TITLE 1	0	0	0.0
HOMELESS	1	0	0.0
GIFTED AND TALENTED	118	0	0.0
DISTRICT TOTALS (EXCLUDING ALTERNATIVE SCHOOLS)			
AMERICAN INDIAN	6	0	0.0
ASIAN	11	0	0.0
BLACK	3	0	0.0
HISPANIC	58	0	0.0
WHITE	665	3	0.5
FEMALE	364	1	0.3
MALE	379	2	0.5
DISTRICT	743	3	0.4
INSTRUCTIONAL PROGRAM SERVICE TYPE			
STUDENTS WITH DISABILITIES	65	0	0.0
LIMITED ENGLISH PROFICIENT	32	0	0.0
ECONOMICALLY DISADVANTAGED	15	1	6.7
MIGRANT	0	0	0.0
TITLE 1	0	0	0.0
HOMELESS	1	0	0.0
GIFTED AND TALENTED	118	0	0.0
DISTRICT TOTALS (ALTERNATIVE SCHOOLS ONLY)			
AMERICAN INDIAN	0	0	0.0
ASIAN	0	0	0.0
BLACK	0	0	0.0
HISPANIC	0	0	0.0
WHITE	0	0	0.0
FEMALE	0	0	0.0



DIST_DROP_IPST.lis

8/30/2007

MALE	0	0	0.0
DISTRICT	0	0	0.0
INSTRUCTIONAL PROGRAM SERVICE TYPE			
STUDENTS WITH DISABILITIES	0	0	0.0
LIMITED ENGLISH PROFICIENT	0	0	0.0
ECONOMICALLY DISADVANTAGED	0	0	0.0
MIGRANT	0	0	0.0
TITLE I	0	0	0.0
HOMELESS	0	0	0.0
GIFTED AND TALENTED	0	0	0.0



06/25/2007
10:01

Page : 94

COUNTY : 26 GUNNISON

District: 1360 GUNNISON WATERSHED RE1J

	PUPIL COUNT	TOTAL DROPOUTS	RATE
	-----	-----	-----
DISTRICT TOTALS (INCLUDING ALTERNATIVE SCHOOLS)			
AMERICAN INDIAN	14	2	14.3
ASIAN	13	1	7.7
BLACK	4	0	0.0
HISPANIC	72	1	1.4
WHITE	696	17	2.4
FEMALE	394	9	2.3
MALE	405	12	3.0
DISTRICT	799	21	2.6
INSTRUCTIONAL PROGRAM SERVICE TYPE			
STUDENTS WITH DISABILITIES	72	1	1.4
LIMITED ENGLISH PROFICIENT	16	1	6.3
ECONOMICALLY DISADVANTAGED	127	4	3.1
MIGRANT	4	0	0.0
TITLE 1	0	0	0.0
HOMELESS	4	0	0.0
GIFTED AND TALENTED	79	0	0.0
	PUPIL COUNT	TOTAL DROPOUTS	RATE
	-----	-----	-----
DISTRICT TOTALS (EXCLUDING ALTERNATIVE SCHOOLS)			
AMERICAN INDIAN	14	2	14.3
ASIAN	12	0	0.0
BLACK	4	0	0.0
HISPANIC	68	1	1.5
WHITE	649	13	2.0
FEMALE	369	6	1.6
MALE	378	10	2.6
DISTRICT	747	16	2.1
INSTRUCTIONAL PROGRAM SERVICE TYPE			
STUDENTS WITH DISABILITIES	64	1	1.6



DIST_DROP_IPST.lis

8/30/2007

LIMITED ENGLISH PROFICIENT	16	1	6.3
ECONOMICALLY DISADVANTAGED	120	4	3.3
MIGRANT	4	0	0.0
TITLE 1	0	0	0.0
HOMELESS	4	0	0.0
GIFTED AND TALENTED	79	0	0.0

	PUPIL COUNT	TOTAL DROPOUTS	RATE
	-----	-----	-----

DISTRICT TOTALS (ALTERNATIVE SCHOOLS ONLY)



06/25/2007
10:01

Page : 95

AMERICAN INDIAN	0	0	0.0
ASIAN	1	1	100.0
BLACK	0	0	0.0
HISPANIC	4	0	0.0
WHITE	47	4	8.5
FEMALE	25	3	12.0
MALE	27	2	7.4
DISTRICT	52	5	9.6

INSTRUCTIONAL PROGRAM SERVICE TYPE			
STUDENTS WITH DISABILITIES	8	0	0.0
LIMITED ENGLISH PROFICIENT	0	0	0.0
ECONOMICALLY DISADVANTAGED	7	0	0.0
MIGRANT	0	0	0.0
TITLE I	0	0	0.0
HOMELESS	0	0	0.0
GIFTED AND TALENTED	0	0	0.0

COUNTY : 27 HINSDALE

District: 1380 HINSDALE COUNTY RE 1



	PUPIL COUNT	TOTAL DROPOUTS	RATE
	-----	-----	-----
DISTRICT TOTALS (INCLUDING ALTERNATIVE SCHOOLS)			
AMERICAN INDIAN	0	0	0.0
ASIAN	0	0	0.0
BLACK	1	0	0.0
HISPANIC	0	0	0.0
WHITE	32	0	0.0
FEMALE	13	0	0.0
MALE	20	0	0.0
DISTRICT	33	0	0.0
INSTRUCTIONAL PROGRAM SERVICE TYPE			
STUDENTS WITH DISABILITIES	1	0	0.0
LIMITED ENGLISH PROFICIENT	0	0	0.0
ECONOMICALLY DISADVANTAGED	7	0	0.0
MIGRANT	0	0	0.0
TITLE 1	5	0	0.0
HOMELESS	0	0	0.0
GIFTED AND TALENTED	2	0	0.0

	PUPIL COUNT	TOTAL DROPOUTS	RATE
	-----	-----	-----
DISTRICT TOTALS (EXCLUDING ALTERNATIVE SCHOOLS)			
AMERICAN INDIAN	0	0	0.0
ASIAN	0	0	0.0
BLACK	1	0	0.0
HISPANIC	0	0	0.0
WHITE	32	0	0.0
FEMALE	13	0	0.0



06/25/2007
10:01

Page : 96

MALE	20	0	0.0
DISTRICT	33	0	0.0
INSTRUCTIONAL PROGRAM SERVICE TYPE			
STUDENTS WITH DISABILITIES	1	0	0.0
LIMITED ENGLISH PROFICIENT	0	0	0.0
ECONOMICALLY DISADVANTAGED	7	0	0.0
MIGRANT	0	0	0.0
TITLE 1	5	0	0.0
HOMELESS	0	0	0.0
GIFTED AND TALENTED	2	0	0.0

	PUPIL COUNT	TOTAL DROPOUTS	RATE
	-----	-----	-----
DISTRICT TOTALS (ALTERNATIVE SCHOOLS ONLY)			
AMERICAN INDIAN	0	0	0.0
ASIAN	0	0	0.0
BLACK	0	0	0.0
HISPANIC	0	0	0.0
WHITE	0	0	0.0
FEMALE	0	0	0.0
MALE	0	0	0.0
DISTRICT	0	0	0.0
INSTRUCTIONAL PROGRAM SERVICE TYPE			
STUDENTS WITH DISABILITIES	0	0	0.0
LIMITED ENGLISH PROFICIENT	0	0	0.0
ECONOMICALLY DISADVANTAGED	0	0	0.0
MIGRANT	0	0	0.0
TITLE I	0	0	0.0
HOMELESS	0	0	0.0
GIFTED AND TALENTED	0	0	0.0

COUNTY : 28 HUERFANO

District: 1390 HUERFANO RE-1

	PUPIL COUNT	TOTAL DROPOUTS	RATE
	-----	-----	-----
DISTRICT TOTALS (INCLUDING ALTERNATIVE SCHOOLS)			

DIST_DROP_IPST.lis

8/30/2007

AMERICAN INDIAN	4	0	0.0
ASIAN	3	1	33.3
BLACK	8	0	0.0
HISPANIC	237	23	9.7
WHITE	143	6	4.2
FEMALE	196	17	8.7
MALE	199	13	6.5
DISTRICT	395	30	7.6
INSTRUCTIONAL PROGRAM SERVICE TYPE			
STUDENTS WITH DISABILITIES	44	3	6.8
LIMITED ENGLISH PROFICIENT	0	0	0.0



06/25/2007
10:01

Page : 97

ECONOMICALLY DISADVANTAGED	199	14	7.0
MIGRANT	0	0	0.0
TITLE 1	24	1	4.2
HOMELESS	0	0	0.0
GIFTED AND TALENTED	0	0	0.0
	PUPIL COUNT	TOTAL DROPOUTS	RATE
	-----	-----	----
DISTRICT TOTALS (EXCLUDING ALTERNATIVE SCHOOLS)			
AMERICAN INDIAN	4	0	0.0
ASIAN	3	1	33.3
BLACK	8	0	0.0
HISPANIC	235	23	9.8
WHITE	140	6	4.3
FEMALE	194	17	8.8
MALE	196	13	6.6
DISTRICT	390	30	7.7
INSTRUCTIONAL PROGRAM SERVICE TYPE			
STUDENTS WITH DISABILITIES	44	3	6.8
LIMITED ENGLISH PROFICIENT	0	0	0.0
ECONOMICALLY DISADVANTAGED	195	14	7.2
MIGRANT	0	0	0.0
TITLE 1	24	1	4.2
HOMELESS	0	0	0.0
GIFTED AND TALENTED	0	0	0.0
	PUPIL COUNT	TOTAL DROPOUTS	RATE
	-----	-----	----
DISTRICT TOTALS (ALTERNATIVE SCHOOLS ONLY)			
AMERICAN INDIAN	0	0	0.0
ASIAN	0	0	0.0
BLACK	0	0	0.0
HISPANIC	2	0	0.0
WHITE	3	0	0.0
FEMALE	2	0	0.0
MALE	3	0	0.0
DISTRICT	5	0	0.0
INSTRUCTIONAL PROGRAM SERVICE TYPE			



DIST_DROP_IPST.lis

8/30/2007

STUDENTS WITH DISABILITIES	0	0	0.0
LIMITED ENGLISH PROFICIENT	0	0	0.0
ECONOMICALLY DISADVANTAGED	4	0	0.0
MIGRANT	0	0	0.0
TITLE I	0	0	0.0
HOMELESS	0	0	0.0
GIFTED AND TALENTED	0	0	0.0

District: 1400 LA VETA RE-2



06/25/2007
10:01

Page : 98

	PUPIL COUNT	TOTAL DROPOUTS	RATE
	-----	-----	-----
DISTRICT TOTALS (INCLUDING ALTERNATIVE SCHOOLS)			
AMERICAN INDIAN	0	0	0.0
ASIAN	1	0	0.0
BLACK	0	0	0.0
HISPANIC	25	2	8.0
WHITE	131	2	1.5
FEMALE	76	2	2.6
MALE	81	2	2.5
DISTRICT	157	4	2.5
INSTRUCTIONAL PROGRAM SERVICE TYPE			
STUDENTS WITH DISABILITIES	8	2	25.0
LIMITED ENGLISH PROFICIENT	0	0	0.0
ECONOMICALLY DISADVANTAGED	75	3	4.0
MIGRANT	0	0	0.0
TITLE 1	0	0	0.0
HOMELESS	0	0	0.0
GIFTED AND TALENTED	0	0	0.0
	PUPIL COUNT	TOTAL DROPOUTS	RATE
	-----	-----	-----
DISTRICT TOTALS (EXCLUDING ALTERNATIVE SCHOOLS)			
AMERICAN INDIAN	0	0	0.0
ASIAN	1	0	0.0
BLACK	0	0	0.0
HISPANIC	25	2	8.0
WHITE	131	2	1.5
FEMALE	76	2	2.6
MALE	81	2	2.5
DISTRICT	157	4	2.5
INSTRUCTIONAL PROGRAM SERVICE TYPE			
STUDENTS WITH DISABILITIES	8	2	25.0
LIMITED ENGLISH PROFICIENT	0	0	0.0
ECONOMICALLY DISADVANTAGED	75	3	4.0
MIGRANT	0	0	0.0
TITLE 1	0	0	0.0



HOMELESS	0	0	0.0
GIFTED AND TALENTED	0	0	0.0
	PUPIL COUNT	TOTAL DROPOUTS	RATE
	-----	-----	-----
DISTRICT TOTALS (ALTERNATIVE SCHOOLS ONLY)			
AMERICAN INDIAN	0	0	0.0
ASIAN	0	0	0.0
BLACK	0	0	0.0
HISPANIC	0	0	0.0



06/25/2007
10:01

Page : 99

WHITE	0	0	0.0
FEMALE	0	0	0.0
MALE	0	0	0.0
DISTRICT	0	0	0.0

INSTRUCTIONAL PROGRAM SERVICE TYPE			
STUDENTS WITH DISABILITIES	0	0	0.0
LIMITED ENGLISH PROFICIENT	0	0	0.0
ECONOMICALLY DISADVANTAGED	0	0	0.0
MIGRANT	0	0	0.0
TITLE I	0	0	0.0
HOMELESS	0	0	0.0
GIFTED AND TALENTED	0	0	0.0

COUNTY : 29 JACKSON

District: 1410 NORTH PARK R-1



	PUPIL COUNT	TOTAL DROPOUTS	RATE
	-----	-----	----
DISTRICT TOTALS (INCLUDING ALTERNATIVE SCHOOLS)			
AMERICAN INDIAN	1	0	0.0
ASIAN	4	0	0.0
BLACK	0	0	0.0
HISPANIC	19	1	5.3
WHITE	88	0	0.0
FEMALE	57	1	1.8
MALE	55	0	0.0
DISTRICT	112	1	0.9
INSTRUCTIONAL PROGRAM SERVICE TYPE			
STUDENTS WITH DISABILITIES	20	1	5.0
LIMITED ENGLISH PROFICIENT	4	0	0.0
ECONOMICALLY DISADVANTAGED	48	1	2.1
MIGRANT	0	0	0.0
TITLE 1	3	0	0.0
HOMELESS	0	0	0.0
GIFTED AND TALENTED	1	0	0.0
	PUPIL COUNT	TOTAL DROPOUTS	RATE
	-----	-----	----

DISTRICT TOTALS (EXCLUDING ALTERNATIVE SCHOOLS)

AMERICAN INDIAN	1	0	0.0
ASIAN	4	0	0.0
BLACK	0	0	0.0
HISPANIC	19	1	5.3
WHITE	88	0	0.0
FEMALE	57	1	1.8
MALE	55	0	0.0
DISTRICT	112	1	0.9

INSTRUCTIONAL PROGRAM SERVICE TYPE



06/25/2007
10:01

Page : 100

STUDENTS WITH DISABILITIES	20	1	5.0
LIMITED ENGLISH PROFICIENT	4	0	0.0
ECONOMICALLY DISADVANTAGED	48	1	2.1
MIGRANT	0	0	0.0
TITLE 1	3	0	0.0
HOMELESS	0	0	0.0
GIFTED AND TALENTED	1	0	0.0

	PUPIL COUNT -----	TOTAL DROPOUTS -----	RATE -----
DISTRICT TOTALS (ALTERNATIVE SCHOOLS ONLY)			
AMERICAN INDIAN	0	0	0.0
ASIAN	0	0	0.0
BLACK	0	0	0.0
HISPANIC	0	0	0.0
WHITE	0	0	0.0
FEMALE	0	0	0.0
MALE	0	0	0.0
DISTRICT	0	0	0.0
INSTRUCTIONAL PROGRAM SERVICE TYPE			
STUDENTS WITH DISABILITIES	0	0	0.0
LIMITED ENGLISH PROFICIENT	0	0	0.0
ECONOMICALLY DISADVANTAGED	0	0	0.0
MIGRANT	0	0	0.0
TITLE I	0	0	0.0
HOMELESS	0	0	0.0
GIFTED AND TALENTED	0	0	0.0



COUNTY : 30 JEFFERSON

District: 1420 JEFFERSON COUNTY R-1

	PUPIL COUNT -----	TOTAL DROPOUTS -----	RATE -----
DISTRICT TOTALS (INCLUDING ALTERNATIVE SCHOOLS)			
AMERICAN INDIAN	540	19	3.5
ASIAN	1,535	32	2.1
BLACK	911	50	5.5
HISPANIC	7,753	425	5.5

WHITE	35,226	902	2.6
FEMALE	22,281	568	2.5
MALE	23,684	860	3.6
DISTRICT	45,965	1,428	3.1
INSTRUCTIONAL PROGRAM SERVICE TYPE			
STUDENTS WITH DISABILITIES	4,753	246	5.2
LIMITED ENGLISH PROFICIENT	1,522	96	6.3
ECONOMICALLY DISADVANTAGED	7,149	74	1.0
MIGRANT	131	5	3.8
TITLE 1	223	0	0.0
HOMELESS	1,160	67	5.8



06/25/2007
10:01

Page : 101

	PUPIL COUNT	TOTAL DROPOUTS	RATE
	-----	-----	-----
GIFTED AND TALENTED	4,002	17	0.4
DISTRICT TOTALS (EXCLUDING ALTERNATIVE SCHOOLS)			
AMERICAN INDIAN	511	14	2.7
ASIAN	1,505	29	1.9
BLACK	862	43	5.0
HISPANIC	7,410	333	4.5
WHITE	34,126	711	2.1
FEMALE	21,585	420	1.9
MALE	22,829	710	3.1
DISTRICT	44,414	1,130	2.5
INSTRUCTIONAL PROGRAM SERVICE TYPE			
STUDENTS WITH DISABILITIES	4,518	208	4.6
LIMITED ENGLISH PROFICIENT	1,500	89	5.9
ECONOMICALLY DISADVANTAGED	6,991	52	0.7
MIGRANT	129	5	3.9
TITLE 1	223	0	0.0
HOMELESS	1,073	45	4.2
GIFTED AND TALENTED	3,990	16	0.4
DISTRICT TOTALS (ALTERNATIVE SCHOOLS ONLY)			
AMERICAN INDIAN	29	5	17.2
ASIAN	30	3	10.0
BLACK	49	7	14.3
HISPANIC	343	92	26.8
WHITE	1,100	191	17.4
FEMALE	696	148	21.3
MALE	855	150	17.5
DISTRICT	1,551	298	19.2
INSTRUCTIONAL PROGRAM SERVICE TYPE			
STUDENTS WITH DISABILITIES	235	38	16.2
LIMITED ENGLISH PROFICIENT	22	7	31.8
ECONOMICALLY DISADVANTAGED	158	22	13.9
MIGRANT	2	0	0.0



DIST_DROP_IPST.lis

8/30/2007

TITLE I
HOMELESS
GIFTED AND TALENTED

0
87
12

0
22
1

0.0
25.3
8.3

COUNTY : 31 KIOWA

District: 1430 EADS RE-1



06/25/2007
10:01

Page : 102

	PUPIL COUNT	TOTAL DROPOUTS	RATE
	-----	-----	-----
DISTRICT TOTALS (INCLUDING ALTERNATIVE SCHOOLS)			
AMERICAN INDIAN	2	0	0.0
ASIAN	6	0	0.0
BLACK	1	0	0.0
HISPANIC	6	0	0.0
WHITE	91	1	1.1
FEMALE	48	0	0.0
MALE	58	1	1.7
DISTRICT	106	1	0.9
INSTRUCTIONAL PROGRAM SERVICE TYPE			
STUDENTS WITH DISABILITIES	11	0	0.0
LIMITED ENGLISH PROFICIENT	3	0	0.0
ECONOMICALLY DISADVANTAGED	42	0	0.0
MIGRANT	0	0	0.0
TITLE 1	6	0	0.0
HOMELESS	0	0	0.0
GIFTED AND TALENTED	9	0	0.0
	PUPIL COUNT	TOTAL DROPOUTS	RATE
	-----	-----	-----
DISTRICT TOTALS (EXCLUDING ALTERNATIVE SCHOOLS)			
AMERICAN INDIAN	2	0	0.0
ASIAN	6	0	0.0
BLACK	1	0	0.0
HISPANIC	6	0	0.0
WHITE	91	1	1.1
FEMALE	48	0	0.0
MALE	58	1	1.7
DISTRICT	106	1	0.9
INSTRUCTIONAL PROGRAM SERVICE TYPE			
STUDENTS WITH DISABILITIES	11	0	0.0
LIMITED ENGLISH PROFICIENT	3	0	0.0
ECONOMICALLY DISADVANTAGED	42	0	0.0
MIGRANT	0	0	0.0
TITLE 1	6	0	0.0



HOMELESS	0	0	0.0
GIFTED AND TALENTED	9	0	0.0
	PUPIL COUNT	TOTAL DROPOUTS	RATE
	-----	-----	-----
DISTRICT TOTALS (ALTERNATIVE SCHOOLS ONLY)			
AMERICAN INDIAN	0	0	0.0
ASIAN	0	0	0.0
BLACK	0	0	0.0
HISPANIC	0	0	0.0




06/25/2007
10:01

Page : 103

WHITE	0	0	0.0
FEMALE	0	0	0.0
MALE	0	0	0.0
DISTRICT	0	0	0.0

INSTRUCTIONAL PROGRAM SERVICE TYPE			
STUDENTS WITH DISABILITIES	0	0	0.0
LIMITED ENGLISH PROFICIENT	0	0	0.0
ECONOMICALLY DISADVANTAGED	0	0	0.0
MIGRANT	0	0	0.0
TITLE I	0	0	0.0
HOMELESS	0	0	0.0
GIFTED AND TALENTED	0	0	0.0

District: 1440 PLAINVIEW RE-2



	PUPIL COUNT	TOTAL DROPOUTS	RATE
	-----	-----	-----
DISTRICT TOTALS (INCLUDING ALTERNATIVE SCHOOLS)			
AMERICAN INDIAN	0	0	0.0
ASIAN	0	0	0.0
BLACK	0	0	0.0
HISPANIC	3	0	0.0
WHITE	32	0	0.0
FEMALE	19	0	0.0
MALE	16	0	0.0
DISTRICT	35	0	0.0
INSTRUCTIONAL PROGRAM SERVICE TYPE			
STUDENTS WITH DISABILITIES	1	0	0.0
LIMITED ENGLISH PROFICIENT	0	0	0.0
ECONOMICALLY DISADVANTAGED	12	0	0.0
MIGRANT	0	0	0.0
TITLE 1	0	0	0.0
HOMELESS	0	0	0.0
GIFTED AND TALENTED	11	0	0.0
	PUPIL COUNT	TOTAL DROPOUTS	RATE
	-----	-----	-----

DISTRICT TOTALS (EXCLUDING ALTERNATIVE SCHOOLS)

DIST_DROP_IPST.lis

8/30/2007

AMERICAN INDIAN	0	0	0.0
ASIAN	0	0	0.0
BLACK	0	0	0.0
HISPANIC	3	0	0.0
WHITE	32	0	0.0
FEMALE	19	0	0.0
MALE	16	0	0.0
DISTRICT	35	0	0.0
INSTRUCTIONAL PROGRAM SERVICE TYPE			
STUDENTS WITH DISABILITIES	1	0	0.0
LIMITED ENGLISH PROFICIENT	0	0	0.0



06/25/2007
10:01

Page : 104

ECONOMICALLY DISADVANTAGED	12	0	0.0
MIGRANT	0	0	0.0
TITLE 1	0	0	0.0
HOMELESS	0	0	0.0
GIFTED AND TALENTED	11	0	0.0
	PUPIL COUNT	TOTAL DROPOUTS	RATE
	-----	-----	----
DISTRICT TOTALS (ALTERNATIVE SCHOOLS ONLY)			
AMERICAN INDIAN	0	0	0.0
ASIAN	0	0	0.0
BLACK	0	0	0.0
HISPANIC	0	0	0.0
WHITE	0	0	0.0
FEMALE	0	0	0.0
MALE	0	0	0.0
DISTRICT	0	0	0.0
INSTRUCTIONAL PROGRAM SERVICE TYPE			
STUDENTS WITH DISABILITIES	0	0	0.0
LIMITED ENGLISH PROFICIENT	0	0	0.0
ECONOMICALLY DISADVANTAGED	0	0	0.0
MIGRANT	0	0	0.0
TITLE I	0	0	0.0
HOMELESS	0	0	0.0
GIFTED AND TALENTED	0	0	0.0
COUNTY : 32 KIT CARSON			
District: 1450 ARriba-FLAGLER C-20			



	PUPIL COUNT	TOTAL DROPOUTS	RATE
	-----	-----	----
DISTRICT TOTALS (INCLUDING ALTERNATIVE SCHOOLS)			
AMERICAN INDIAN	2	0	0.0
ASIAN	1	0	0.0
BLACK	0	0	0.0
HISPANIC	5	0	0.0
WHITE	111	1	0.9
FEMALE	55	1	1.8

MALE	64	0	0.0
DISTRICT	119	1	0.8
INSTRUCTIONAL PROGRAM SERVICE TYPE			
STUDENTS WITH DISABILITIES	15	0	0.0
LIMITED ENGLISH PROFICIENT	0	0	0.0
ECONOMICALLY DISADVANTAGED	43	1	2.3
MIGRANT	1	0	0.0
TITLE 1	0	0	0.0
HOMELESS	0	0	0.0
GIFTED AND TALENTED	0	0	0.0



06/25/2007
10:01

Page : 105

	PUPIL COUNT	TOTAL DROPOUTS	RATE
	-----	-----	-----
DISTRICT TOTALS (EXCLUDING ALTERNATIVE SCHOOLS)			
AMERICAN INDIAN	2	0	0.0
ASIAN	1	0	0.0
BLACK	0	0	0.0
HISPANIC	5	0	0.0
WHITE	111	1	0.9
FEMALE	55	1	1.8
MALE	64	0	0.0
DISTRICT	119	1	0.8
INSTRUCTIONAL PROGRAM SERVICE TYPE			
STUDENTS WITH DISABILITIES	15	0	0.0
LIMITED ENGLISH PROFICIENT	0	0	0.0
ECONOMICALLY DISADVANTAGED	43	1	2.3
MIGRANT	1	0	0.0
TITLE 1	0	0	0.0
HOMELESS	0	0	0.0
GIFTED AND TALENTED	0	0	0.0
	PUPIL COUNT	TOTAL DROPOUTS	RATE
	-----	-----	-----
DISTRICT TOTALS (ALTERNATIVE SCHOOLS ONLY)			
AMERICAN INDIAN	0	0	0.0
ASIAN	0	0	0.0
BLACK	0	0	0.0
HISPANIC	0	0	0.0
WHITE	0	0	0.0
FEMALE	0	0	0.0
MALE	0	0	0.0
DISTRICT	0	0	0.0
INSTRUCTIONAL PROGRAM SERVICE TYPE			
STUDENTS WITH DISABILITIES	0	0	0.0
LIMITED ENGLISH PROFICIENT	0	0	0.0
ECONOMICALLY DISADVANTAGED	0	0	0.0
MIGRANT	0	0	0.0
TITLE I	0	0	0.0



DIST_DROP_IPST.lis

8/30/2007

HOMELESS	0	0	0.0
GIFTED AND TALENTED	0	0	0.0

District: 1460 HI-PLAINS R-23

	PUPIL COUNT -----	TOTAL DROPOUTS -----	RATE -----
DISTRICT TOTALS (INCLUDING ALTERNATIVE SCHOOLS)			
AMERICAN INDIAN	0	0	0.0
ASIAN	2	0	0.0



06/25/2007
10:01

Page : 106

BLACK	0	0	0.0
HISPANIC	4	0	0.0
WHITE	69	0	0.0
FEMALE	27	0	0.0
MALE	48	0	0.0
DISTRICT	75	0	0.0

INSTRUCTIONAL PROGRAM SERVICE TYPE

STUDENTS WITH DISABILITIES	9	0	0.0
LIMITED ENGLISH PROFICIENT	2	0	0.0
ECONOMICALLY DISADVANTAGED	34	0	0.0
MIGRANT	3	0	0.0
TITLE 1	0	0	0.0
HOMELESS	0	0	0.0
GIFTED AND TALENTED	22	0	0.0



	PUPIL COUNT	TOTAL DROPOUTS	RATE
	-----	-----	-----
DISTRICT TOTALS (EXCLUDING ALTERNATIVE SCHOOLS)			
AMERICAN INDIAN	0	0	0.0
ASIAN	2	0	0.0
BLACK	0	0	0.0
HISPANIC	4	0	0.0
WHITE	69	0	0.0
FEMALE	27	0	0.0
MALE	48	0	0.0
DISTRICT	75	0	0.0

INSTRUCTIONAL PROGRAM SERVICE TYPE

STUDENTS WITH DISABILITIES	9	0	0.0
LIMITED ENGLISH PROFICIENT	2	0	0.0
ECONOMICALLY DISADVANTAGED	34	0	0.0
MIGRANT	3	0	0.0
TITLE 1	0	0	0.0
HOMELESS	0	0	0.0
GIFTED AND TALENTED	22	0	0.0

PUPIL COUNT	TOTAL DROPOUTS	RATE
-----	-----	-----

DISTRICT TOTALS (ALTERNATIVE SCHOOLS ONLY)

DIST_DROP_IPST.lis

8/30/2007

AMERICAN INDIAN	0	0	0.0
ASIAN	0	0	0.0
BLACK	0	0	0.0
HISPANIC	0	0	0.0
WHITE	0	0	0.0
FEMALE	0	0	0.0
MALE	0	0	0.0
DISTRICT	0	0	0.0
INSTRUCTIONAL PROGRAM SERVICE TYPE			
STUDENTS WITH DISABILITIES	0	0	0.0
LIMITED ENGLISH PROFICIENT	0	0	0.0



06/25/2007
10:01

Page : 107

ECONOMICALLY DISADVANTAGED	0	0	0.0
MIGRANT	0	0	0.0
TITLE I	0	0	0.0
HOMELESS	0	0	0.0
GIFTED AND TALENTED	0	0	0.0

District: 1480 STRATTON R-4

	PUPIL COUNT -----	TOTAL DROPOUTS -----	RATE -----
DISTRICT TOTALS (INCLUDING ALTERNATIVE SCHOOLS)			
AMERICAN INDIAN	0	0	0.0
ASIAN	2	0	0.0
BLACK	0	0	0.0
HISPANIC	12	0	0.0
WHITE	127	0	0.0
FEMALE	72	0	0.0
MALE	69	0	0.0
DISTRICT	141	0	0.0
INSTRUCTIONAL PROGRAM SERVICE TYPE			
STUDENTS WITH DISABILITIES	14	0	0.0
LIMITED ENGLISH PROFICIENT	5	0	0.0
ECONOMICALLY DISADVANTAGED	59	0	0.0
MIGRANT	0	0	0.0
TITLE 1	1	0	0.0
HOMELESS	0	0	0.0
GIFTED AND TALENTED	30	0	0.0
	PUPIL COUNT -----	TOTAL DROPOUTS -----	RATE -----
DISTRICT TOTALS (EXCLUDING ALTERNATIVE SCHOOLS)			
AMERICAN INDIAN	0	0	0.0
ASIAN	2	0	0.0
BLACK	0	0	0.0
HISPANIC	12	0	0.0
WHITE	127	0	0.0
FEMALE	72	0	0.0
MALE	69	0	0.0
DISTRICT	141	0	0.0



INSTRUCTIONAL PROGRAM SERVICE TYPE			
STUDENTS WITH DISABILITIES	14	0	0.0
LIMITED ENGLISH PROFICIENT	5	0	0.0
ECONOMICALLY DISADVANTAGED	59	0	0.0
MIGRANT	0	0	0.0
TITLE 1	1	0	0.0
HOMELESS	0	0	0.0
GIFTED AND TALENTED	30	0	0.0



06/25/2007
10:01

Page : 108

	PUPIL COUNT	TOTAL DROPOUTS	RATE
	-----	-----	-----
DISTRICT TOTALS (ALTERNATIVE SCHOOLS ONLY)			
AMERICAN INDIAN	0	0	0.0
ASIAN	0	0	0.0
BLACK	0	0	0.0
HISPANIC	0	0	0.0
WHITE	0	0	0.0
FEMALE	0	0	0.0
MALE	0	0	0.0
DISTRICT	0	0	0.0
INSTRUCTIONAL PROGRAM SERVICE TYPE			
STUDENTS WITH DISABILITIES	0	0	0.0
LIMITED ENGLISH PROFICIENT	0	0	0.0
ECONOMICALLY DISADVANTAGED	0	0	0.0
MIGRANT	0	0	0.0
TITLE I	0	0	0.0
HOMELESS	0	0	0.0
GIFTED AND TALENTED	0	0	0.0



District: 1490 BETHUNE R-5

	PUPIL COUNT	TOTAL DROPOUTS	RATE
	-----	-----	-----
DISTRICT TOTALS (INCLUDING ALTERNATIVE SCHOOLS)			
AMERICAN INDIAN	0	0	0.0
ASIAN	2	0	0.0
BLACK	0	0	0.0
HISPANIC	23	0	0.0
WHITE	44	0	0.0
FEMALE	33	0	0.0
MALE	36	0	0.0
DISTRICT	69	0	0.0
INSTRUCTIONAL PROGRAM SERVICE TYPE			
STUDENTS WITH DISABILITIES	5	0	0.0
LIMITED ENGLISH PROFICIENT	11	0	0.0
ECONOMICALLY DISADVANTAGED	35	0	0.0

DIST_DROP_IPST.lis

8/30/2007

MIGRANT	12	0	0.0
TITLE 1	8	0	0.0
HOMELESS	0	0	0.0
GIFTED AND TALENTED	10	0	0.0

	PUPIL COUNT -----	TOTAL DROPOUTS -----	RATE -----
DISTRICT TOTALS (EXCLUDING ALTERNATIVE SCHOOLS)			
AMERICAN INDIAN	0	0	0.0
ASIAN	2	0	0.0



06/25/2007
10:01

Page : 109

BLACK	0	0	0.0
HISPANIC	23	0	0.0
WHITE	44	0	0.0
FEMALE	33	0	0.0
MALE	36	0	0.0
DISTRICT	69	0	0.0

INSTRUCTIONAL PROGRAM SERVICE TYPE			
STUDENTS WITH DISABILITIES	5	0	0.0
LIMITED ENGLISH PROFICIENT	11	0	0.0
ECONOMICALLY DISADVANTAGED	35	0	0.0
MIGRANT	12	0	0.0
TITLE 1	8	0	0.0
HOMELESS	0	0	0.0
GIFTED AND TALENTED	10	0	0.0

	PUPIL COUNT	TOTAL DROPOUTS	RATE
	-----	-----	-----
DISTRICT TOTALS (ALTERNATIVE SCHOOLS ONLY)			
AMERICAN INDIAN	0	0	0.0
ASIAN	0	0	0.0
BLACK	0	0	0.0
HISPANIC	0	0	0.0
WHITE	0	0	0.0
FEMALE	0	0	0.0
MALE	0	0	0.0
DISTRICT	0	0	0.0

INSTRUCTIONAL PROGRAM SERVICE TYPE			
STUDENTS WITH DISABILITIES	0	0	0.0
LIMITED ENGLISH PROFICIENT	0	0	0.0
ECONOMICALLY DISADVANTAGED	0	0	0.0
MIGRANT	0	0	0.0
TITLE I	0	0	0.0
HOMELESS	0	0	0.0
GIFTED AND TALENTED	0	0	0.0

District: 1500 BURLINGTON RE-6J

PUPIL COUNT	TOTAL DROPOUTS	RATE
-----	-----	-----

DISTRICT TOTALS (INCLUDING ALTERNATIVE SCHOOLS)

AMERICAN INDIAN	2	0	0.0
ASIAN	3	0	0.0
BLACK	4	0	0.0
HISPANIC	118	5	4.2
WHITE	273	7	2.6
FEMALE	193	4	2.1
MALE	207	8	3.9
DISTRICT	400	12	3.0

INSTRUCTIONAL PROGRAM SERVICE TYPE



06/25/2007
10:01

Page : 110

STUDENTS WITH DISABILITIES	39	4	10.3
LIMITED ENGLISH PROFICIENT	52	1	1.9
ECONOMICALLY DISADVANTAGED	156	4	2.6
MIGRANT	45	1	2.2
TITLE 1	2	0	0.0
HOMELESS	0	0	0.0
GIFTED AND TALENTED	0	0	0.0
	PUPIL COUNT	TOTAL DROPOUTS	RATE
	-----	-----	-----
DISTRICT TOTALS (EXCLUDING ALTERNATIVE SCHOOLS)			
AMERICAN INDIAN	2	0	0.0
ASIAN	3	0	0.0
BLACK	4	0	0.0
HISPANIC	118	5	4.2
WHITE	273	7	2.6
FEMALE	193	4	2.1
MALE	207	8	3.9
DISTRICT	400	12	3.0
INSTRUCTIONAL PROGRAM SERVICE TYPE			
STUDENTS WITH DISABILITIES	39	4	10.3
LIMITED ENGLISH PROFICIENT	52	1	1.9
ECONOMICALLY DISADVANTAGED	156	4	2.6
MIGRANT	45	1	2.2
TITLE 1	2	0	0.0
HOMELESS	0	0	0.0
GIFTED AND TALENTED	0	0	0.0
	PUPIL COUNT	TOTAL DROPOUTS	RATE
	-----	-----	-----
DISTRICT TOTALS (ALTERNATIVE SCHOOLS ONLY)			
AMERICAN INDIAN	0	0	0.0
ASIAN	0	0	0.0
BLACK	0	0	0.0
HISPANIC	0	0	0.0
WHITE	0	0	0.0
FEMALE	0	0	0.0
MALE	0	0	0.0
DISTRICT	0	0	0.0



INSTRUCTIONAL PROGRAM SERVICE TYPE			
STUDENTS WITH DISABILITIES	0	0	0.0
LIMITED ENGLISH PROFICIENT	0	0	0.0
ECONOMICALLY DISADVANTAGED	0	0	0.0
MIGRANT	0	0	0.0
TITLE I	0	0	0.0
HOMELESS	0	0	0.0
GIFTED AND TALENTED	0	0	0.0
COUNTY : 33 LAKE			



06/25/2007
10:01

Page : 111

District: 1510 LAKE COUNTY R-1

	PUPIL COUNT	TOTAL DROPOUTS	RATE
	-----	-----	----
DISTRICT TOTALS (INCLUDING ALTERNATIVE SCHOOLS)			
AMERICAN INDIAN	3	0	0.0
ASIAN	5	0	0.0
BLACK	2	0	0.0
HISPANIC	344	30	8.7
WHITE	206	5	2.4
FEMALE	276	14	5.1
MALE	284	21	7.4
DISTRICT	560	35	6.3
INSTRUCTIONAL PROGRAM SERVICE TYPE			
STUDENTS WITH DISABILITIES	79	6	7.6
LIMITED ENGLISH PROFICIENT	182	18	9.9
ECONOMICALLY DISADVANTAGED	320	28	8.8
MIGRANT	31	1	3.2
TITLE 1	0	0	0.0
HOMELESS	1	0	0.0
GIFTED AND TALENTED	33	0	0.0
	PUPIL COUNT	TOTAL DROPOUTS	RATE
	-----	-----	----
DISTRICT TOTALS (EXCLUDING ALTERNATIVE SCHOOLS)			
AMERICAN INDIAN	3	0	0.0
ASIAN	5	0	0.0
BLACK	2	0	0.0
HISPANIC	344	30	8.7
WHITE	206	5	2.4
FEMALE	276	14	5.1
MALE	284	21	7.4
DISTRICT	560	35	6.3
INSTRUCTIONAL PROGRAM SERVICE TYPE			
STUDENTS WITH DISABILITIES	79	6	7.6
LIMITED ENGLISH PROFICIENT	182	18	9.9
ECONOMICALLY DISADVANTAGED	320	28	8.8



DIST_DROP_IPST.lis

8/30/2007

MIGRANT	31	1	3.2
TITLE 1	0	0	0.0
HOMELESS	1	0	0.0
GIFTED AND TALENTED	33	0	0.0

	PUPIL COUNT -----	TOTAL DROPOUTS -----	RATE -----
DISTRICT TOTALS (ALTERNATIVE SCHOOLS ONLY)			
AMERICAN INDIAN	0	0	0.0
ASIAN	0	0	0.0



06/25/2007
10:01

Page : 112

BLACK	0	0	0.0
HISPANIC	0	0	0.0
WHITE	0	0	0.0
FEMALE	0	0	0.0
MALE	0	0	0.0
DISTRICT	0	0	0.0

INSTRUCTIONAL PROGRAM SERVICE TYPE			
STUDENTS WITH DISABILITIES	0	0	0.0
LIMITED ENGLISH PROFICIENT	0	0	0.0
ECONOMICALLY DISADVANTAGED	0	0	0.0
MIGRANT	0	0	0.0
TITLE I	0	0	0.0
HOMELESS	0	0	0.0
GIFTED AND TALENTED	0	0	0.0

COUNTY : 34 LA PLATA

District: 1520 DURANGO 9-R



	PUPIL COUNT	TOTAL DROPOUTS	RATE
	-----	-----	----
DISTRICT TOTALS (INCLUDING ALTERNATIVE SCHOOLS)			
AMERICAN INDIAN	156	4	2.6
ASIAN	30	0	0.0
BLACK	15	0	0.0
HISPANIC	335	27	8.1
WHITE	2,149	48	2.2
FEMALE	1,286	29	2.3
MALE	1,399	50	3.6
DISTRICT	2,685	79	2.9
INSTRUCTIONAL PROGRAM SERVICE TYPE			
STUDENTS WITH DISABILITIES	258	6	2.3
LIMITED ENGLISH PROFICIENT	72	4	5.6
ECONOMICALLY DISADVANTAGED	400	13	3.3
MIGRANT	0	0	0.0
TITLE 1	0	0	0.0
HOMELESS	15	0	0.0
GIFTED AND TALENTED	352	0	0.0

TOTAL

	PUPIL COUNT	DROPOUTS	RATE
	-----	-----	----
DISTRICT TOTALS (EXCLUDING ALTERNATIVE SCHOOLS)			
AMERICAN INDIAN	131	3	2.3
ASIAN	28	0	0.0
BLACK	15	0	0.0
HISPANIC	272	8	2.9
WHITE	2,039	22	1.1
FEMALE	1,202	11	0.9
MALE	1,283	22	1.7
DISTRICT	2,485	33	1.3



06/25/2007
10:01

Page : 113

INSTRUCTIONAL PROGRAM SERVICE TYPE

STUDENTS WITH DISABILITIES	254	6	2.4
LIMITED ENGLISH PROFICIENT	59	2	3.4
ECONOMICALLY DISADVANTAGED	377	12	3.2
MIGRANT	0	0	0.0
TITLE 1	0	0	0.0
HOMELESS	15	0	0.0
GIFTED AND TALENTED	348	0	0.0

	PUPIL COUNT	TOTAL DROPOUTS	RATE
	-----	-----	-----

DISTRICT TOTALS (ALTERNATIVE SCHOOLS ONLY)

AMERICAN INDIAN	25	1	4.0
ASIAN	2	0	0.0
BLACK	0	0	0.0
HISPANIC	63	19	30.2
WHITE	110	26	23.6
FEMALE	84	18	21.4
MALE	116	28	24.1
DISTRICT	200	46	23.0

INSTRUCTIONAL PROGRAM SERVICE TYPE

STUDENTS WITH DISABILITIES	4	0	0.0
LIMITED ENGLISH PROFICIENT	13	2	15.4
ECONOMICALLY DISADVANTAGED	23	1	4.3
MIGRANT	0	0	0.0
TITLE I	0	0	0.0
HOMELESS	0	0	0.0
GIFTED AND TALENTED	4	0	0.0

District: 1530 BAYFIELD 10 JT-R

	PUPIL COUNT	TOTAL DROPOUTS	RATE
	-----	-----	-----

DISTRICT TOTALS (INCLUDING ALTERNATIVE SCHOOLS)

AMERICAN INDIAN	18	0	0.0
ASIAN	7	0	0.0
BLACK	3	0	0.0
HISPANIC	47	0	0.0

WHITE	621	1	0.2
FEMALE	342	1	0.3
MALE	354	0	0.0
DISTRICT	696	1	0.1
INSTRUCTIONAL PROGRAM SERVICE TYPE			
STUDENTS WITH DISABILITIES	72	0	0.0
LIMITED ENGLISH PROFICIENT	3	0	0.0
ECONOMICALLY DISADVANTAGED	84	0	0.0
MIGRANT	0	0	0.0
TITLE 1	14	0	0.0
HOMELESS	0	0	0.0



06/25/2007
10:01

Page : 114

	PUPIL COUNT	TOTAL DROPOUTS	RATE
	-----	-----	-----
GIFTED AND TALENTED	24	0	0.0
DISTRICT TOTALS (EXCLUDING ALTERNATIVE SCHOOLS)			
AMERICAN INDIAN	18	0	0.0
ASIAN	7	0	0.0
BLACK	3	0	0.0
HISPANIC	47	0	0.0
WHITE	621	1	0.2
FEMALE	342	1	0.3
MALE	354	0	0.0
DISTRICT	696	1	0.1
INSTRUCTIONAL PROGRAM SERVICE TYPE			
STUDENTS WITH DISABILITIES	72	0	0.0
LIMITED ENGLISH PROFICIENT	3	0	0.0
ECONOMICALLY DISADVANTAGED	84	0	0.0
MIGRANT	0	0	0.0
TITLE 1	14	0	0.0
HOMELESS	0	0	0.0
GIFTED AND TALENTED	24	0	0.0
DISTRICT TOTALS (ALTERNATIVE SCHOOLS ONLY)			
AMERICAN INDIAN	0	0	0.0
ASIAN	0	0	0.0
BLACK	0	0	0.0
HISPANIC	0	0	0.0
WHITE	0	0	0.0
FEMALE	0	0	0.0
MALE	0	0	0.0
DISTRICT	0	0	0.0
INSTRUCTIONAL PROGRAM SERVICE TYPE			
STUDENTS WITH DISABILITIES	0	0	0.0
LIMITED ENGLISH PROFICIENT	0	0	0.0
ECONOMICALLY DISADVANTAGED	0	0	0.0
MIGRANT	0	0	0.0



DIST_DROP_IPST.lis

8/30/2007

TITLE I	0	0	0.0
HOMELESS	0	0	0.0
GIFTED AND TALENTED	0	0	0.0

District: 1540 IGNACIO 11 JT

	PUPIL COUNT -----	TOTAL DROPOUTS -----	RATE -----
DISTRICT TOTALS (INCLUDING ALTERNATIVE SCHOOLS)			
AMERICAN INDIAN	206	6	2.9



06/25/2007
10:01

Page : 115

ASIAN	2	0	0.0
BLACK	3	0	0.0
HISPANIC	103	2	1.9
WHITE	147	0	0.0
FEMALE	215	5	2.3
MALE	246	3	1.2
DISTRICT	461	8	1.7

INSTRUCTIONAL PROGRAM SERVICE TYPE

STUDENTS WITH DISABILITIES	63	0	0.0
LIMITED ENGLISH PROFICIENT	27	0	0.0
ECONOMICALLY DISADVANTAGED	220	4	1.8
MIGRANT	0	0	0.0
TITLE 1	3	0	0.0
HOMELESS	0	0	0.0
GIFTED AND TALENTED	9	0	0.0



DISTRICT TOTALS (EXCLUDING ALTERNATIVE SCHOOLS)

	PUPIL COUNT	TOTAL DROPOUTS	RATE
	-----	-----	-----
AMERICAN INDIAN	192	6	3.1
ASIAN	2	0	0.0
BLACK	3	0	0.0
HISPANIC	101	2	2.0
WHITE	145	0	0.0
FEMALE	207	5	2.4
MALE	236	3	1.3
DISTRICT	443	8	1.8

INSTRUCTIONAL PROGRAM SERVICE TYPE

STUDENTS WITH DISABILITIES	61	0	0.0
LIMITED ENGLISH PROFICIENT	27	0	0.0
ECONOMICALLY DISADVANTAGED	214	4	1.9
MIGRANT	0	0	0.0
TITLE 1	3	0	0.0
HOMELESS	0	0	0.0
GIFTED AND TALENTED	9	0	0.0

PUPIL COUNT	TOTAL DROPOUTS	RATE
-----	-----	-----

DISTRICT TOTALS (ALTERNATIVE SCHOOLS ONLY)

AMERICAN INDIAN	14	0	0.0
ASIAN	0	0	0.0
BLACK	0	0	0.0
HISPANIC	2	0	0.0
WHITE	2	0	0.0
FEMALE	8	0	0.0
MALE	10	0	0.0
DISTRICT	18	0	0.0
INSTRUCTIONAL PROGRAM SERVICE TYPE			
STUDENTS WITH DISABILITIES	2	0	0.0



06/25/2007
10:01

Page : 116

LIMITED ENGLISH PROFICIENT	0	0	0.0
ECONOMICALLY DISADVANTAGED	6	0	0.0
MIGRANT	0	0	0.0
TITLE I	0	0	0.0
HOMELESS	0	0	0.0
GIFTED AND TALENTED	0	0	0.0

COUNTY : 35 LARIMER

District: 1550 POUDRE R-1

	PUPIL COUNT	TOTAL DROPOUTS	RATE
	-----	-----	-----
DISTRICT TOTALS (INCLUDING ALTERNATIVE SCHOOLS)			
AMERICAN INDIAN	158	9	5.7
ASIAN	352	2	0.6
BLACK	218	9	4.1
HISPANIC	1,770	111	6.3
WHITE	10,543	249	2.4
FEMALE	6,331	160	2.5
MALE	6,710	220	3.3
DISTRICT	13,041	380	2.9
INSTRUCTIONAL PROGRAM SERVICE TYPE			
STUDENTS WITH DISABILITIES	1,426	61	4.3
LIMITED ENGLISH PROFICIENT	770	40	5.2
ECONOMICALLY DISADVANTAGED	2,599	145	5.6
MIGRANT	56	1	1.8
TITLE 1	1	0	0.0
HOMELESS	201	18	9.0
GIFTED AND TALENTED	714	0	0.0

	PUPIL COUNT	TOTAL DROPOUTS	RATE
	-----	-----	-----
DISTRICT TOTALS (EXCLUDING ALTERNATIVE SCHOOLS)			
AMERICAN INDIAN	138	5	3.6
ASIAN	345	2	0.6
BLACK	203	6	3.0
HISPANIC	1,643	83	5.1
WHITE	10,179	161	1.6

FEMALE	6,084	104	1.7
MALE	6,424	153	2.4
DISTRICT	12,508	257	2.1
INSTRUCTIONAL PROGRAM SERVICE TYPE			
STUDENTS WITH DISABILITIES	1,304	41	3.1
LIMITED ENGLISH PROFICIENT	734	31	4.2
ECONOMICALLY DISADVANTAGED	2,388	100	4.2
MIGRANT	55	0	0.0
TITLE 1	1	0	0.0
HOMELESS	182	15	8.2
GIFTED AND TALENTED	714	0	0.0



06/25/2007
10:01

Page : 117

	PUPIL COUNT	TOTAL DROPOUTS	RATE
	-----	-----	-----
DISTRICT TOTALS (ALTERNATIVE SCHOOLS ONLY)			
AMERICAN INDIAN	20	4	20.0
ASIAN	7	0	0.0
BLACK	15	3	20.0
HISPANIC	127	28	22.0
WHITE	363	87	24.0
FEMALE	246	55	22.4
MALE	286	67	23.4
DISTRICT	532	122	22.9

INSTRUCTIONAL PROGRAM SERVICE TYPE

STUDENTS WITH DISABILITIES	122	20	16.4
LIMITED ENGLISH PROFICIENT	36	9	25.0
ECONOMICALLY DISADVANTAGED	210	44	21.0
MIGRANT	1	1	100.0
TITLE I	0	0	0.0
HOMELESS	19	3	15.8
GIFTED AND TALENTED	0	0	0.0

District: 1560 THOMPSON R-2J

DISTRICT TOTALS (INCLUDING ALTERNATIVE SCHOOLS)

	PUPIL COUNT	TOTAL DROPOUTS	RATE
	-----	-----	-----
AMERICAN INDIAN	72	6	8.3
ASIAN	96	1	1.0
BLACK	78	3	3.8
HISPANIC	969	57	5.9
WHITE	6,922	123	1.8
FEMALE	4,009	79	2.0
MALE	4,128	111	2.7
DISTRICT	8,137	190	2.3

INSTRUCTIONAL PROGRAM SERVICE TYPE

STUDENTS WITH DISABILITIES	840	26	3.1
LIMITED ENGLISH PROFICIENT	147	3	2.0
ECONOMICALLY DISADVANTAGED	1,530	8	0.5



DIST_DROP_IPST.lis

8/30/2007

MIGRANT	41	1	2.4
TITLE 1	0	0	0.0
HOMELESS	76	7	9.2
GIFTED AND TALENTED	844	5	0.6

	PUPIL COUNT -----	TOTAL DROPOUTS -----	RATE -----
DISTRICT TOTALS (EXCLUDING ALTERNATIVE SCHOOLS)			
AMERICAN INDIAN	71	6	8.5
ASIAN	95	1	1.1



06/25/2007
10:01

Page : 118

BLACK	76	3	3.9
HISPANIC	943	55	5.8
WHITE	6,782	96	1.4
FEMALE	3,922	68	1.7
MALE	4,045	93	2.3
DISTRICT	7,967	161	2.0

INSTRUCTIONAL PROGRAM SERVICE TYPE			
STUDENTS WITH DISABILITIES	815	21	2.6
LIMITED ENGLISH PROFICIENT	147	3	2.0
ECONOMICALLY DISADVANTAGED	1,477	2	0.1
MIGRANT	41	1	2.4
TITLE 1	0	0	0.0
HOMELESS	54	1	1.9
GIFTED AND TALENTED	840	3	0.4



	PUPIL COUNT	TOTAL DROPOUTS	RATE
	-----	-----	-----
DISTRICT TOTALS (ALTERNATIVE SCHOOLS ONLY)			
AMERICAN INDIAN	1	0	0.0
ASIAN	1	0	0.0
BLACK	2	0	0.0
HISPANIC	26	2	7.7
WHITE	140	27	19.3
FEMALE	87	11	12.6
MALE	83	18	21.7
DISTRICT	170	29	17.1
INSTRUCTIONAL PROGRAM SERVICE TYPE			
STUDENTS WITH DISABILITIES	25	5	20.0
LIMITED ENGLISH PROFICIENT	0	0	0.0
ECONOMICALLY DISADVANTAGED	53	6	11.3
MIGRANT	0	0	0.0
TITLE I	0	0	0.0
HOMELESS	22	6	27.3
GIFTED AND TALENTED	4	2	50.0

District: 1570 PARK (ESTES PARK) R-3

PUPIL COUNT	TOTAL DROPOUTS	RATE
-----	-----	-----

DISTRICT TOTALS (INCLUDING ALTERNATIVE SCHOOLS)

AMERICAN INDIAN	7	1	14.3
ASIAN	8	0	0.0
BLACK	9	0	0.0
HISPANIC	87	7	8.0
WHITE	578	3	0.5
FEMALE	349	7	2.0
MALE	340	4	1.2
DISTRICT	689	11	1.6

INSTRUCTIONAL PROGRAM SERVICE TYPE



06/25/2007
10:01

Page : 119

STUDENTS WITH DISABILITIES	62	1	1.6
LIMITED ENGLISH PROFICIENT	47	6	12.8
ECONOMICALLY DISADVANTAGED	148	7	4.7
MIGRANT	33	3	9.1
TITLE 1	13	0	0.0
HOMELESS	21	3	14.3
GIFTED AND TALENTED	44	0	0.0
	PUPIL COUNT	TOTAL DROPOUTS	RATE
	-----	-----	-----
DISTRICT TOTALS (EXCLUDING ALTERNATIVE SCHOOLS)			
AMERICAN INDIAN	7	1	14.3
ASIAN	8	0	0.0
BLACK	9	0	0.0
HISPANIC	87	7	8.0
WHITE	578	3	0.5
FEMALE	349	7	2.0
MALE	340	4	1.2
DISTRICT	689	11	1.6
INSTRUCTIONAL PROGRAM SERVICE TYPE			
STUDENTS WITH DISABILITIES	62	1	1.6
LIMITED ENGLISH PROFICIENT	47	6	12.8
ECONOMICALLY DISADVANTAGED	148	7	4.7
MIGRANT	33	3	9.1
TITLE 1	13	0	0.0
HOMELESS	21	3	14.3
GIFTED AND TALENTED	44	0	0.0
	PUPIL COUNT	TOTAL DROPOUTS	RATE
	-----	-----	-----
DISTRICT TOTALS (ALTERNATIVE SCHOOLS ONLY)			
AMERICAN INDIAN	0	0	0.0
ASIAN	0	0	0.0
BLACK	0	0	0.0
HISPANIC	0	0	0.0
WHITE	0	0	0.0
FEMALE	0	0	0.0
MALE	0	0	0.0
DISTRICT	0	0	0.0



INSTRUCTIONAL PROGRAM SERVICE TYPE			
STUDENTS WITH DISABILITIES	0	0	0.0
LIMITED ENGLISH PROFICIENT	0	0	0.0
ECONOMICALLY DISADVANTAGED	0	0	0.0
MIGRANT	0	0	0.0
TITLE I	0	0	0.0
HOMELESS	0	0	0.0
GIFTED AND TALENTED	0	0	0.0
COUNTY : 36 LAS ANIMAS			



06/25/2007
10:01

Page : 120

District: 1580 TRINIDAD 1

	PUPIL COUNT	TOTAL DROPOUTS	RATE
	-----	-----	----
DISTRICT TOTALS (INCLUDING ALTERNATIVE SCHOOLS)			
AMERICAN INDIAN	15	0	0.0
ASIAN	11	0	0.0
BLACK	4	0	0.0
HISPANIC	443	4	0.9
WHITE	265	1	0.4
FEMALE	341	1	0.3
MALE	397	4	1.0
DISTRICT	738	5	0.7
INSTRUCTIONAL PROGRAM SERVICE TYPE			
STUDENTS WITH DISABILITIES	82	1	1.2
LIMITED ENGLISH PROFICIENT	1	0	0.0
ECONOMICALLY DISADVANTAGED	316	2	0.6
MIGRANT	0	0	0.0
TITLE 1	0	0	0.0
HOMELESS	0	0	0.0
GIFTED AND TALENTED	1	0	0.0
	PUPIL COUNT	TOTAL DROPOUTS	RATE
	-----	-----	----
DISTRICT TOTALS (EXCLUDING ALTERNATIVE SCHOOLS)			
AMERICAN INDIAN	15	0	0.0
ASIAN	11	0	0.0
BLACK	4	0	0.0
HISPANIC	443	4	0.9
WHITE	265	1	0.4
FEMALE	341	1	0.3
MALE	397	4	1.0
DISTRICT	738	5	0.7
INSTRUCTIONAL PROGRAM SERVICE TYPE			
STUDENTS WITH DISABILITIES	82	1	1.2
LIMITED ENGLISH PROFICIENT	1	0	0.0
ECONOMICALLY DISADVANTAGED	316	2	0.6



DIST_DROP_IPST.lis

8/30/2007

MIGRANT	0	0	0.0
TITLE 1	0	0	0.0
HOMELESS	0	0	0.0
GIFTED AND TALENTED	1	0	0.0

	PUPIL COUNT -----	TOTAL DROPOUTS -----	RATE -----
DISTRICT TOTALS (ALTERNATIVE SCHOOLS ONLY)			
AMERICAN INDIAN	0	0	0.0
ASIAN	0	0	0.0




06/25/2007
10:01

Page : 121

BLACK	0	0	0.0
HISPANIC	0	0	0.0
WHITE	0	0	0.0
FEMALE	0	0	0.0
MALE	0	0	0.0
DISTRICT	0	0	0.0

INSTRUCTIONAL PROGRAM SERVICE TYPE			
STUDENTS WITH DISABILITIES	0	0	0.0
LIMITED ENGLISH PROFICIENT	0	0	0.0
ECONOMICALLY DISADVANTAGED	0	0	0.0
MIGRANT	0	0	0.0
TITLE I	0	0	0.0
HOMELESS	0	0	0.0
GIFTED AND TALENTED	0	0	0.0

District: 1590 PRIMERO REORGANIZED 2



	PUPIL COUNT	TOTAL DROPOUTS	RATE
	-----	-----	-----
DISTRICT TOTALS (INCLUDING ALTERNATIVE SCHOOLS)			
AMERICAN INDIAN	0	0	0.0
ASIAN	2	0	0.0
BLACK	0	0	0.0
HISPANIC	43	1	2.3
WHITE	83	4	4.8
FEMALE	50	2	4.0
MALE	78	3	3.8
DISTRICT	128	5	3.9
INSTRUCTIONAL PROGRAM SERVICE TYPE			
STUDENTS WITH DISABILITIES	14	0	0.0
LIMITED ENGLISH PROFICIENT	1	0	0.0
ECONOMICALLY DISADVANTAGED	11	1	9.1
MIGRANT	0	0	0.0
TITLE 1	0	0	0.0
HOMELESS	0	0	0.0
GIFTED AND TALENTED	0	0	0.0

PUPIL COUNT	TOTAL DROPOUTS	RATE
-----	-----	-----

DISTRICT TOTALS (EXCLUDING ALTERNATIVE SCHOOLS)

AMERICAN INDIAN	0	0	0.0
ASIAN	2	0	0.0
BLACK	0	0	0.0
HISPANIC	43	1	2.3
WHITE	83	4	4.8
FEMALE	50	2	4.0
MALE	78	3	3.8
DISTRICT	128	5	3.9

INSTRUCTIONAL PROGRAM SERVICE TYPE



06/25/2007
10:01

Page : 122

STUDENTS WITH DISABILITIES	14	0	0.0
LIMITED ENGLISH PROFICIENT	1	0	0.0
ECONOMICALLY DISADVANTAGED	11	1	9.1
MIGRANT	0	0	0.0
TITLE 1	0	0	0.0
HOMELESS	0	0	0.0
GIFTED AND TALENTED	0	0	0.0
	PUPIL COUNT	TOTAL DROPOUTS	RATE
	-----	-----	----
DISTRICT TOTALS (ALTERNATIVE SCHOOLS ONLY)			
AMERICAN INDIAN	0	0	0.0
ASIAN	0	0	0.0
BLACK	0	0	0.0
HISPANIC	0	0	0.0
WHITE	0	0	0.0
FEMALE	0	0	0.0
MALE	0	0	0.0
DISTRICT	0	0	0.0
INSTRUCTIONAL PROGRAM SERVICE TYPE			
STUDENTS WITH DISABILITIES	0	0	0.0
LIMITED ENGLISH PROFICIENT	0	0	0.0
ECONOMICALLY DISADVANTAGED	0	0	0.0
MIGRANT	0	0	0.0
TITLE I	0	0	0.0
HOMELESS	0	0	0.0
GIFTED AND TALENTED	0	0	0.0



District: 1600 HOEHNE REORGANIZED 3

	PUPIL COUNT	TOTAL DROPOUTS	RATE
	-----	-----	----
DISTRICT TOTALS (INCLUDING ALTERNATIVE SCHOOLS)			
AMERICAN INDIAN	0	0	0.0
ASIAN	0	0	0.0
BLACK	2	0	0.0
HISPANIC	65	0	0.0
WHITE	132	1	0.8
FEMALE	104	0	0.0

MALE	95	1	1.1
DISTRICT	199	1	0.5
INSTRUCTIONAL PROGRAM SERVICE TYPE			
STUDENTS WITH DISABILITIES	22	0	0.0
LIMITED ENGLISH PROFICIENT	1	0	0.0
ECONOMICALLY DISADVANTAGED	73	0	0.0
MIGRANT	1	0	0.0
TITLE 1	0	0	0.0
HOMELESS	0	0	0.0
GIFTED AND TALENTED	0	0	0.0



06/25/2007
10:01

Page : 123

	PUPIL COUNT	TOTAL DROPOUTS	RATE
	-----	-----	-----
DISTRICT TOTALS (EXCLUDING ALTERNATIVE SCHOOLS)			
AMERICAN INDIAN	0	0	0.0
ASIAN	0	0	0.0
BLACK	2	0	0.0
HISPANIC	65	0	0.0
WHITE	132	1	0.8
FEMALE	104	0	0.0
MALE	95	1	1.1
DISTRICT	199	1	0.5
INSTRUCTIONAL PROGRAM SERVICE TYPE			
STUDENTS WITH DISABILITIES	22	0	0.0
LIMITED ENGLISH PROFICIENT	1	0	0.0
ECONOMICALLY DISADVANTAGED	73	0	0.0
MIGRANT	1	0	0.0
TITLE 1	0	0	0.0
HOMELESS	0	0	0.0
GIFTED AND TALENTED	0	0	0.0
	PUPIL COUNT	TOTAL DROPOUTS	RATE
	-----	-----	-----
DISTRICT TOTALS (ALTERNATIVE SCHOOLS ONLY)			
AMERICAN INDIAN	0	0	0.0
ASIAN	0	0	0.0
BLACK	0	0	0.0
HISPANIC	0	0	0.0
WHITE	0	0	0.0
FEMALE	0	0	0.0
MALE	0	0	0.0
DISTRICT	0	0	0.0
INSTRUCTIONAL PROGRAM SERVICE TYPE			
STUDENTS WITH DISABILITIES	0	0	0.0
LIMITED ENGLISH PROFICIENT	0	0	0.0
ECONOMICALLY DISADVANTAGED	0	0	0.0
MIGRANT	0	0	0.0
TITLE I	0	0	0.0



DIST_DROP_IPST.lis

8/30/2007

HOMELESS	0	0	0.0
GIFTED AND TALENTED	0	0	0.0

District: 1620 AGUILAR REORGANIZED 6

	PUPIL COUNT -----	TOTAL DROPOUTS -----	RATE -----
DISTRICT TOTALS (INCLUDING ALTERNATIVE SCHOOLS)			
AMERICAN INDIAN	0	0	0.0
ASIAN	0	0	0.0



06/25/2007
10:01

Page : 124

BLACK	2	0	0.0
HISPANIC	47	2	4.3
WHITE	50	3	6.0
FEMALE	45	1	2.2
MALE	54	4	7.4
DISTRICT	99	5	5.1

INSTRUCTIONAL PROGRAM SERVICE TYPE

STUDENTS WITH DISABILITIES	15	1	6.7
LIMITED ENGLISH PROFICIENT	5	0	0.0
ECONOMICALLY DISADVANTAGED	50	3	6.0
MIGRANT	0	0	0.0
TITLE 1	24	1	4.2
HOMELESS	0	0	0.0
GIFTED AND TALENTED	0	0	0.0



	PUPIL COUNT	TOTAL DROPOUTS	RATE
	-----	-----	-----
DISTRICT TOTALS (EXCLUDING ALTERNATIVE SCHOOLS)			
AMERICAN INDIAN	0	0	0.0
ASIAN	0	0	0.0
BLACK	2	0	0.0
HISPANIC	47	2	4.3
WHITE	50	3	6.0
FEMALE	45	1	2.2
MALE	54	4	7.4
DISTRICT	99	5	5.1

INSTRUCTIONAL PROGRAM SERVICE TYPE

STUDENTS WITH DISABILITIES	15	1	6.7
LIMITED ENGLISH PROFICIENT	5	0	0.0
ECONOMICALLY DISADVANTAGED	50	3	6.0
MIGRANT	0	0	0.0
TITLE 1	24	1	4.2
HOMELESS	0	0	0.0
GIFTED AND TALENTED	0	0	0.0

PUPIL COUNT	TOTAL DROPOUTS	RATE
-----	-----	-----

DISTRICT TOTALS (ALTERNATIVE SCHOOLS ONLY)

DIST_DROP_IPST.lis

8/30/2007

AMERICAN INDIAN	0	0	0.0
ASIAN	0	0	0.0
BLACK	0	0	0.0
HISPANIC	0	0	0.0
WHITE	0	0	0.0
FEMALE	0	0	0.0
MALE	0	0	0.0
DISTRICT	0	0	0.0
INSTRUCTIONAL PROGRAM SERVICE TYPE			
STUDENTS WITH DISABILITIES	0	0	0.0
LIMITED ENGLISH PROFICIENT	0	0	0.0



06/25/2007
10:01

Page : 125

ECONOMICALLY DISADVANTAGED	0	0	0.0
MIGRANT	0	0	0.0
TITLE I	0	0	0.0
HOMELESS	0	0	0.0
GIFTED AND TALENTED	0	0	0.0

District: 1750 BRANSON REORGANIZED 82

	PUPIL COUNT -----	TOTAL DROPOUTS -----	RATE -----
DISTRICT TOTALS (INCLUDING ALTERNATIVE SCHOOLS)			
AMERICAN INDIAN	14	7	50.0
ASIAN	8	3	37.5
BLACK	34	14	41.2
HISPANIC	218	93	42.7
WHITE	781	314	40.2
FEMALE	570	218	38.2
MALE	485	213	43.9
DISTRICT	1,055	431	40.9
INSTRUCTIONAL PROGRAM SERVICE TYPE			
STUDENTS WITH DISABILITIES	84	40	47.6
LIMITED ENGLISH PROFICIENT	0	0	0.0
ECONOMICALLY DISADVANTAGED	219	98	44.7
MIGRANT	0	0	0.0
TITLE 1	2	0	0.0
HOMELESS	0	0	0.0
GIFTED AND TALENTED	0	0	0.0
	PUPIL COUNT -----	TOTAL DROPOUTS -----	RATE -----
DISTRICT TOTALS (EXCLUDING ALTERNATIVE SCHOOLS)			
AMERICAN INDIAN	0	0	0.0
ASIAN	0	0	0.0
BLACK	0	0	0.0
HISPANIC	2	0	0.0
WHITE	32	1	3.1
FEMALE	11	0	0.0
MALE	23	1	4.3
DISTRICT	34	1	2.9



INSTRUCTIONAL PROGRAM SERVICE TYPE			
STUDENTS WITH DISABILITIES	0	0	0.0
LIMITED ENGLISH PROFICIENT	0	0	0.0
ECONOMICALLY DISADVANTAGED	13	1	7.7
MIGRANT	0	0	0.0
TITLE 1	2	0	0.0
HOMELESS	0	0	0.0
GIFTED AND TALENTED	0	0	0.0



06/25/2007
10:01

Page : 126

	PUPIL COUNT	TOTAL DROPOUTS	RATE
	-----	-----	-----
DISTRICT TOTALS (ALTERNATIVE SCHOOLS ONLY)			
AMERICAN INDIAN	14	7	50.0
ASIAN	8	3	37.5
BLACK	34	14	41.2
HISPANIC	216	93	43.1
WHITE	749	313	41.8
FEMALE	559	218	39.0
MALE	462	212	45.9
DISTRICT	1,021	430	42.1

INSTRUCTIONAL PROGRAM SERVICE TYPE

STUDENTS WITH DISABILITIES	84	40	47.6
LIMITED ENGLISH PROFICIENT	0	0	0.0
ECONOMICALLY DISADVANTAGED	206	97	47.1
MIGRANT	0	0	0.0
TITLE I	0	0	0.0
HOMELESS	0	0	0.0
GIFTED AND TALENTED	0	0	0.0

District: 1760 KIM REORGANIZED 88

	PUPIL COUNT	TOTAL DROPOUTS	RATE
	-----	-----	-----
DISTRICT TOTALS (INCLUDING ALTERNATIVE SCHOOLS)			
AMERICAN INDIAN	0	0	0.0
ASIAN	0	0	0.0
BLACK	0	0	0.0
HISPANIC	1	0	0.0
WHITE	35	0	0.0
FEMALE	21	0	0.0
MALE	15	0	0.0
DISTRICT	36	0	0.0
INSTRUCTIONAL PROGRAM SERVICE TYPE			
STUDENTS WITH DISABILITIES	4	0	0.0
LIMITED ENGLISH PROFICIENT	0	0	0.0
ECONOMICALLY DISADVANTAGED	20	0	0.0



DIST_DROP_IPST.lis

8/30/2007

MIGRANT	0	0	0.0
TITLE 1	21	0	0.0
HOMELESS	0	0	0.0
GIFTED AND TALENTED	5	0	0.0

	PUPIL COUNT -----	TOTAL DROPOUTS -----	RATE -----
DISTRICT TOTALS (EXCLUDING ALTERNATIVE SCHOOLS)			
AMERICAN INDIAN	0	0	0.0
ASIAN	0	0	0.0



06/25/2007
10:01

Page : 127

BLACK	0	0	0.0
HISPANIC	1	0	0.0
WHITE	35	0	0.0
FEMALE	21	0	0.0
MALE	15	0	0.0
DISTRICT	36	0	0.0

INSTRUCTIONAL PROGRAM SERVICE TYPE

STUDENTS WITH DISABILITIES	4	0	0.0
LIMITED ENGLISH PROFICIENT	0	0	0.0
ECONOMICALLY DISADVANTAGED	20	0	0.0
MIGRANT	0	0	0.0
TITLE 1	21	0	0.0
HOMELESS	0	0	0.0
GIFTED AND TALENTED	5	0	0.0



	PUPIL COUNT	TOTAL DROPOUTS	RATE
	-----	-----	-----
DISTRICT TOTALS (ALTERNATIVE SCHOOLS ONLY)			
AMERICAN INDIAN	0	0	0.0
ASIAN	0	0	0.0
BLACK	0	0	0.0
HISPANIC	0	0	0.0
WHITE	0	0	0.0
FEMALE	0	0	0.0
MALE	0	0	0.0
DISTRICT	0	0	0.0
INSTRUCTIONAL PROGRAM SERVICE TYPE			
STUDENTS WITH DISABILITIES	0	0	0.0
LIMITED ENGLISH PROFICIENT	0	0	0.0
ECONOMICALLY DISADVANTAGED	0	0	0.0
MIGRANT	0	0	0.0
TITLE I	0	0	0.0
HOMELESS	0	0	0.0
GIFTED AND TALENTED	0	0	0.0

COUNTY : 37 LINCOLN

District: 1780 GENOA-HUGO C113

TOTAL

	PUPIL COUNT	DROPOUTS	RATE
	-----	-----	----
DISTRICT TOTALS (INCLUDING ALTERNATIVE SCHOOLS)			
AMERICAN INDIAN	0	0	0.0
ASIAN	0	0	0.0
BLACK	2	0	0.0
HISPANIC	8	0	0.0
WHITE	91	1	1.1
FEMALE	51	1	2.0
MALE	50	0	0.0
DISTRICT	101	1	1.0



06/25/2007
10:01

Page : 128

INSTRUCTIONAL PROGRAM SERVICE TYPE

STUDENTS WITH DISABILITIES	12	0	0.0
LIMITED ENGLISH PROFICIENT	0	0	0.0
ECONOMICALLY DISADVANTAGED	44	1	2.3
MIGRANT	0	0	0.0
TITLE 1	7	0	0.0
HOMELESS	0	0	0.0
GIFTED AND TALENTED	0	0	0.0

	PUPIL COUNT	TOTAL DROPOUTS	RATE
	-----	-----	-----

DISTRICT TOTALS (EXCLUDING ALTERNATIVE SCHOOLS)

AMERICAN INDIAN	0	0	0.0
ASIAN	0	0	0.0
BLACK	2	0	0.0
HISPANIC	8	0	0.0
WHITE	91	1	1.1
FEMALE	51	1	2.0
MALE	50	0	0.0
DISTRICT	101	1	1.0


INSTRUCTIONAL PROGRAM SERVICE TYPE

STUDENTS WITH DISABILITIES	12	0	0.0
LIMITED ENGLISH PROFICIENT	0	0	0.0
ECONOMICALLY DISADVANTAGED	44	1	2.3
MIGRANT	0	0	0.0
TITLE 1	7	0	0.0
HOMELESS	0	0	0.0
GIFTED AND TALENTED	0	0	0.0

	PUPIL COUNT	TOTAL DROPOUTS	RATE
	-----	-----	-----

DISTRICT TOTALS (ALTERNATIVE SCHOOLS ONLY)

AMERICAN INDIAN	0	0	0.0
ASIAN	0	0	0.0
BLACK	0	0	0.0
HISPANIC	0	0	0.0
WHITE	0	0	0.0
FEMALE	0	0	0.0



DIST_DROP_IPST.lis

8/30/2007

MALE	0	0	0.0
DISTRICT	0	0	0.0
INSTRUCTIONAL PROGRAM SERVICE TYPE			
STUDENTS WITH DISABILITIES	0	0	0.0
LIMITED ENGLISH PROFICIENT	0	0	0.0
ECONOMICALLY DISADVANTAGED	0	0	0.0
MIGRANT	0	0	0.0
TITLE I	0	0	0.0
HOMELESS	0	0	0.0
GIFTED AND TALENTED	0	0	0.0



06/25/2007
10:01

Page : 129

District: 1790 LIMON RE-4J

	PUPIL COUNT	TOTAL DROPOUTS	RATE
	-----	-----	----
DISTRICT TOTALS (INCLUDING ALTERNATIVE SCHOOLS)			
AMERICAN INDIAN	3	0	0.0
ASIAN	3	0	0.0
BLACK	2	0	0.0
HISPANIC	29	1	3.4
WHITE	248	2	0.8
FEMALE	136	3	2.2
MALE	149	0	0.0
DISTRICT	285	3	1.1
INSTRUCTIONAL PROGRAM SERVICE TYPE			
STUDENTS WITH DISABILITIES	36	0	0.0
LIMITED ENGLISH PROFICIENT	14	0	0.0
ECONOMICALLY DISADVANTAGED	72	2	2.8
MIGRANT	5	0	0.0
TITLE 1	285	3	1.1
HOMELESS	0	0	0.0
GIFTED AND TALENTED	0	0	0.0
	PUPIL COUNT	TOTAL DROPOUTS	RATE
	-----	-----	----
DISTRICT TOTALS (EXCLUDING ALTERNATIVE SCHOOLS)			
AMERICAN INDIAN	3	0	0.0
ASIAN	3	0	0.0
BLACK	2	0	0.0
HISPANIC	29	1	3.4
WHITE	248	2	0.8
FEMALE	136	3	2.2
MALE	149	0	0.0
DISTRICT	285	3	1.1
INSTRUCTIONAL PROGRAM SERVICE TYPE			
STUDENTS WITH DISABILITIES	36	0	0.0
LIMITED ENGLISH PROFICIENT	14	0	0.0
ECONOMICALLY DISADVANTAGED	72	2	2.8



DIST_DROP_IPST.lis

8/30/2007

MIGRANT	5	0	0.0
TITLE 1	285	3	1.1
HOMELESS	0	0	0.0
GIFTED AND TALENTED	0	0	0.0

	PUPIL COUNT -----	TOTAL DROPOUTS -----	RATE -----
DISTRICT TOTALS (ALTERNATIVE SCHOOLS ONLY)			
AMERICAN INDIAN	0	0	0.0
ASIAN	0	0	0.0




06/25/2007
10:01

Page : 130

BLACK	0	0	0.0
HISPANIC	0	0	0.0
WHITE	0	0	0.0
FEMALE	0	0	0.0
MALE	0	0	0.0
DISTRICT	0	0	0.0

INSTRUCTIONAL PROGRAM SERVICE TYPE			
STUDENTS WITH DISABILITIES	0	0	0.0
LIMITED ENGLISH PROFICIENT	0	0	0.0
ECONOMICALLY DISADVANTAGED	0	0	0.0
MIGRANT	0	0	0.0
TITLE I	0	0	0.0
HOMELESS	0	0	0.0
GIFTED AND TALENTED	0	0	0.0

District: 1810 KARVAL RE-23



	PUPIL COUNT	TOTAL DROPOUTS	RATE
	-----	-----	-----
DISTRICT TOTALS (INCLUDING ALTERNATIVE SCHOOLS)			
AMERICAN INDIAN	7	1	14.3
ASIAN	6	0	0.0
BLACK	9	1	11.1
HISPANIC	11	4	36.4
WHITE	172	20	11.6
FEMALE	109	12	11.0
MALE	96	14	14.6
DISTRICT	205	26	12.7
INSTRUCTIONAL PROGRAM SERVICE TYPE			
STUDENTS WITH DISABILITIES	23	2	8.7
LIMITED ENGLISH PROFICIENT	0	0	0.0
ECONOMICALLY DISADVANTAGED	27	0	0.0
MIGRANT	0	0	0.0
TITLE 1	0	0	0.0
HOMELESS	0	0	0.0
GIFTED AND TALENTED	2	0	0.0

PUPIL COUNT	TOTAL DROPOUTS	RATE
-----	-----	-----

DISTRICT TOTALS (EXCLUDING ALTERNATIVE SCHOOLS)

AMERICAN INDIAN	7	1	14.3
ASIAN	6	0	0.0
BLACK	9	1	11.1
HISPANIC	11	4	36.4
WHITE	172	20	11.6
FEMALE	109	12	11.0
MALE	96	14	14.6
DISTRICT	205	26	12.7

INSTRUCTIONAL PROGRAM SERVICE TYPE



06/25/2007
10:01

Page : 131

STUDENTS WITH DISABILITIES	23	2	8.7
LIMITED ENGLISH PROFICIENT	0	0	0.0
ECONOMICALLY DISADVANTAGED	27	0	0.0
MIGRANT	0	0	0.0
TITLE 1	0	0	0.0
HOMELESS	0	0	0.0
GIFTED AND TALENTED	2	0	0.0

	PUPIL COUNT -----	TOTAL DROPOUTS -----	RATE -----
DISTRICT TOTALS (ALTERNATIVE SCHOOLS ONLY)			
AMERICAN INDIAN	0	0	0.0
ASIAN	0	0	0.0
BLACK	0	0	0.0
HISPANIC	0	0	0.0
WHITE	0	0	0.0
FEMALE	0	0	0.0
MALE	0	0	0.0
DISTRICT	0	0	0.0
INSTRUCTIONAL PROGRAM SERVICE TYPE			
STUDENTS WITH DISABILITIES	0	0	0.0
LIMITED ENGLISH PROFICIENT	0	0	0.0
ECONOMICALLY DISADVANTAGED	0	0	0.0
MIGRANT	0	0	0.0
TITLE I	0	0	0.0
HOMELESS	0	0	0.0
GIFTED AND TALENTED	0	0	0.0



COUNTY : 38 LOGAN

District: 1828 VALLEY RE-1

	PUPIL COUNT -----	TOTAL DROPOUTS -----	RATE -----
DISTRICT TOTALS (INCLUDING ALTERNATIVE SCHOOLS)			
AMERICAN INDIAN	9	1	11.1
ASIAN	10	0	0.0
BLACK	8	0	0.0
HISPANIC	213	12	5.6

WHITE	1,069	21	2.0
FEMALE	628	11	1.8
MALE	681	23	3.4
DISTRICT	1,309	34	2.6
INSTRUCTIONAL PROGRAM SERVICE TYPE			
STUDENTS WITH DISABILITIES	146	10	6.8
LIMITED ENGLISH PROFICIENT	34	1	2.9
ECONOMICALLY DISADVANTAGED	391	4	1.0
MIGRANT	3	0	0.0
TITLE 1	3	0	0.0
HOMELESS	0	0	0.0



06/25/2007
10:01

Page : 132

	PUPIL COUNT	TOTAL DROPOUTS	RATE
	-----	-----	-----
GIFTED AND TALENTED	82	0	0.0
DISTRICT TOTALS (EXCLUDING ALTERNATIVE SCHOOLS)			
AMERICAN INDIAN	9	1	11.1
ASIAN	10	0	0.0
BLACK	8	0	0.0
HISPANIC	204	10	4.9
WHITE	1,043	17	1.6
FEMALE	608	8	1.3
MALE	666	20	3.0
DISTRICT	1,274	28	2.2
INSTRUCTIONAL PROGRAM SERVICE TYPE			
STUDENTS WITH DISABILITIES	142	8	5.6
LIMITED ENGLISH PROFICIENT	34	1	2.9
ECONOMICALLY DISADVANTAGED	380	3	0.8
MIGRANT	3	0	0.0
TITLE 1	1	0	0.0
HOMELESS	0	0	0.0
GIFTED AND TALENTED	82	0	0.0
DISTRICT TOTALS (ALTERNATIVE SCHOOLS ONLY)			
AMERICAN INDIAN	0	0	0.0
ASIAN	0	0	0.0
BLACK	0	0	0.0
HISPANIC	9	2	22.2
WHITE	26	4	15.4
FEMALE	20	3	15.0
MALE	15	3	20.0
DISTRICT	35	6	17.1
INSTRUCTIONAL PROGRAM SERVICE TYPE			
STUDENTS WITH DISABILITIES	4	2	50.0
LIMITED ENGLISH PROFICIENT	0	0	0.0
ECONOMICALLY DISADVANTAGED	11	1	9.1
MIGRANT	0	0	0.0



DIST_DROP_IPST.lis

8/30/2007

TITLE I	2	0	0.0
HOMELESS	0	0	0.0
GIFTED AND TALENTED	0	0	0.0

District: 1850 FRENCHMAN RE-3

	PUPIL COUNT -----	TOTAL DROPOUTS -----	RATE -----
DISTRICT TOTALS (INCLUDING ALTERNATIVE SCHOOLS)			
AMERICAN INDIAN	0	0	0.0



06/25/2007
10:01

Page : 133

ASIAN	0	0	0.0
BLACK	0	0	0.0
HISPANIC	9	0	0.0
WHITE	100	0	0.0
FEMALE	62	0	0.0
MALE	47	0	0.0
DISTRICT	109	0	0.0

INSTRUCTIONAL PROGRAM SERVICE TYPE

STUDENTS WITH DISABILITIES	14	0	0.0
LIMITED ENGLISH PROFICIENT	0	0	0.0
ECONOMICALLY DISADVANTAGED	39	0	0.0
MIGRANT	0	0	0.0
TITLE 1	0	0	0.0
HOMELESS	0	0	0.0
GIFTED AND TALENTED	4	0	0.0



DISTRICT TOTALS (EXCLUDING ALTERNATIVE SCHOOLS)

	PUPIL COUNT	TOTAL DROPOUTS	RATE
	-----	-----	-----
AMERICAN INDIAN	0	0	0.0
ASIAN	0	0	0.0
BLACK	0	0	0.0
HISPANIC	9	0	0.0
WHITE	100	0	0.0
FEMALE	62	0	0.0
MALE	47	0	0.0
DISTRICT	109	0	0.0

INSTRUCTIONAL PROGRAM SERVICE TYPE

STUDENTS WITH DISABILITIES	14	0	0.0
LIMITED ENGLISH PROFICIENT	0	0	0.0
ECONOMICALLY DISADVANTAGED	39	0	0.0
MIGRANT	0	0	0.0
TITLE 1	0	0	0.0
HOMELESS	0	0	0.0
GIFTED AND TALENTED	4	0	0.0

PUPIL COUNT	TOTAL DROPOUTS	RATE
-----	-----	-----

DISTRICT TOTALS (ALTERNATIVE SCHOOLS ONLY)

AMERICAN INDIAN	0	0	0.0
ASIAN	0	0	0.0
BLACK	0	0	0.0
HISPANIC	0	0	0.0
WHITE	0	0	0.0
FEMALE	0	0	0.0
MALE	0	0	0.0
DISTRICT	0	0	0.0
INSTRUCTIONAL PROGRAM SERVICE TYPE			
STUDENTS WITH DISABILITIES	0	0	0.0



06/25/2007
10:01

Page : 134

LIMITED ENGLISH PROFICIENT	0	0	0.0
ECONOMICALLY DISADVANTAGED	0	0	0.0
MIGRANT	0	0	0.0
TITLE I	0	0	0.0
HOMELESS	0	0	0.0
GIFTED AND TALENTED	0	0	0.0

District: 1860 BUFFALO RE-4

	PUPIL COUNT -----	TOTAL DROPOUTS -----	RATE ----
DISTRICT TOTALS (INCLUDING ALTERNATIVE SCHOOLS)			
AMERICAN INDIAN	1	0	0.0
ASIAN	4	0	0.0
BLACK	2	0	0.0
HISPANIC	9	0	0.0
WHITE	135	0	0.0
FEMALE	61	0	0.0
MALE	90	0	0.0
DISTRICT	151	0	0.0
INSTRUCTIONAL PROGRAM SERVICE TYPE			
STUDENTS WITH DISABILITIES	15	0	0.0
LIMITED ENGLISH PROFICIENT	0	0	0.0
ECONOMICALLY DISADVANTAGED	55	0	0.0
MIGRANT	0	0	0.0
TITLE 1	0	0	0.0
HOMELESS	0	0	0.0
GIFTED AND TALENTED	10	0	0.0



	PUPIL COUNT -----	TOTAL DROPOUTS -----	RATE ----
DISTRICT TOTALS (EXCLUDING ALTERNATIVE SCHOOLS)			
AMERICAN INDIAN	1	0	0.0
ASIAN	4	0	0.0
BLACK	2	0	0.0
HISPANIC	9	0	0.0
WHITE	135	0	0.0
FEMALE	61	0	0.0
MALE	90	0	0.0

DISTRICT	151	0	0.0
INSTRUCTIONAL PROGRAM SERVICE TYPE			
STUDENTS WITH DISABILITIES	15	0	0.0
LIMITED ENGLISH PROFICIENT	0	0	0.0
ECONOMICALLY DISADVANTAGED	55	0	0.0
MIGRANT	0	0	0.0
TITLE 1	0	0	0.0
HOMELESS	0	0	0.0
GIFTED AND TALENTED	10	0	0.0



06/25/2007
10:01

Page : 135

	PUPIL COUNT	TOTAL DROPOUTS	RATE
	-----	-----	-----
DISTRICT TOTALS (ALTERNATIVE SCHOOLS ONLY)			
AMERICAN INDIAN	0	0	0.0
ASIAN	0	0	0.0
BLACK	0	0	0.0
HISPANIC	0	0	0.0
WHITE	0	0	0.0
FEMALE	0	0	0.0
MALE	0	0	0.0
DISTRICT	0	0	0.0
INSTRUCTIONAL PROGRAM SERVICE TYPE			
STUDENTS WITH DISABILITIES	0	0	0.0
LIMITED ENGLISH PROFICIENT	0	0	0.0
ECONOMICALLY DISADVANTAGED	0	0	0.0
MIGRANT	0	0	0.0
TITLE I	0	0	0.0
HOMELESS	0	0	0.0
GIFTED AND TALENTED	0	0	0.0
District: 1870 PLATEAU RE-5			
	PUPIL COUNT	TOTAL DROPOUTS	RATE
	-----	-----	-----
DISTRICT TOTALS (INCLUDING ALTERNATIVE SCHOOLS)			
AMERICAN INDIAN	0	0	0.0
ASIAN	0	0	0.0
BLACK	2	0	0.0
HISPANIC	3	0	0.0
WHITE	81	1	1.2
FEMALE	32	0	0.0
MALE	54	1	1.9
DISTRICT	86	1	1.2
INSTRUCTIONAL PROGRAM SERVICE TYPE			
STUDENTS WITH DISABILITIES	5	0	0.0
LIMITED ENGLISH PROFICIENT	0	0	0.0
ECONOMICALLY DISADVANTAGED	30	0	0.0



DIST_DROP_IPST.lis

8/30/2007

MIGRANT	0	0	0.0
TITLE 1	2	0	0.0
HOMELESS	0	0	0.0
GIFTED AND TALENTED	9	0	0.0

	PUPIL COUNT -----	TOTAL DROPOUTS -----	RATE -----
DISTRICT TOTALS (EXCLUDING ALTERNATIVE SCHOOLS)			
AMERICAN INDIAN	0	0	0.0
ASIAN	0	0	0.0



06/25/2007
10:01

Page : 136

BLACK	2	0	0.0
HISPANIC	3	0	0.0
WHITE	81	1	1.2
FEMALE	32	0	0.0
MALE	54	1	1.9
DISTRICT	86	1	1.2

INSTRUCTIONAL PROGRAM SERVICE TYPE			
STUDENTS WITH DISABILITIES	5	0	0.0
LIMITED ENGLISH PROFICIENT	0	0	0.0
ECONOMICALLY DISADVANTAGED	30	0	0.0
MIGRANT	0	0	0.0
TITLE 1	2	0	0.0
HOMELESS	0	0	0.0
GIFTED AND TALENTED	9	0	0.0



	PUPIL COUNT	TOTAL DROPOUTS	RATE
	-----	-----	-----
DISTRICT TOTALS (ALTERNATIVE SCHOOLS ONLY)			
AMERICAN INDIAN	0	0	0.0
ASIAN	0	0	0.0
BLACK	0	0	0.0
HISPANIC	0	0	0.0
WHITE	0	0	0.0
FEMALE	0	0	0.0
MALE	0	0	0.0
DISTRICT	0	0	0.0
INSTRUCTIONAL PROGRAM SERVICE TYPE			
STUDENTS WITH DISABILITIES	0	0	0.0
LIMITED ENGLISH PROFICIENT	0	0	0.0
ECONOMICALLY DISADVANTAGED	0	0	0.0
MIGRANT	0	0	0.0
TITLE I	0	0	0.0
HOMELESS	0	0	0.0
GIFTED AND TALENTED	0	0	0.0

COUNTY : 39 MESA

District: 1980 DE BEQUE 49JT

TOTAL

	PUPIL COUNT	DROPOUTS	RATE
	-----	-----	----
DISTRICT TOTALS (INCLUDING ALTERNATIVE SCHOOLS)			
AMERICAN INDIAN	0	0	0.0
ASIAN	0	0	0.0
BLACK	0	0	0.0
HISPANIC	11	0	0.0
WHITE	91	1	1.1
FEMALE	48	0	0.0
MALE	54	1	1.9
DISTRICT	102	1	1.0



06/25/2007
10:01

Page : 137

INSTRUCTIONAL PROGRAM SERVICE TYPE

STUDENTS WITH DISABILITIES	17	0	0.0
LIMITED ENGLISH PROFICIENT	1	0	0.0
ECONOMICALLY DISADVANTAGED	28	1	3.6
MIGRANT	0	0	0.0
TITLE 1	2	0	0.0
HOMELESS	0	0	0.0
GIFTED AND TALENTED	0	0	0.0

	PUPIL COUNT	TOTAL DROPOUTS	RATE
	-----	-----	-----

DISTRICT TOTALS (EXCLUDING ALTERNATIVE SCHOOLS)

AMERICAN INDIAN	0	0	0.0
ASIAN	0	0	0.0
BLACK	0	0	0.0
HISPANIC	11	0	0.0
WHITE	91	1	1.1
FEMALE	48	0	0.0
MALE	54	1	1.9
DISTRICT	102	1	1.0


INSTRUCTIONAL PROGRAM SERVICE TYPE

STUDENTS WITH DISABILITIES	17	0	0.0
LIMITED ENGLISH PROFICIENT	1	0	0.0
ECONOMICALLY DISADVANTAGED	28	1	3.6
MIGRANT	0	0	0.0
TITLE 1	2	0	0.0
HOMELESS	0	0	0.0
GIFTED AND TALENTED	0	0	0.0

	PUPIL COUNT	TOTAL DROPOUTS	RATE
	-----	-----	-----

DISTRICT TOTALS (ALTERNATIVE SCHOOLS ONLY)

AMERICAN INDIAN	0	0	0.0
ASIAN	0	0	0.0
BLACK	0	0	0.0
HISPANIC	0	0	0.0
WHITE	0	0	0.0
FEMALE	0	0	0.0



DIST_DROP_IPST.lis

8/30/2007

MALE	0	0	0.0
DISTRICT	0	0	0.0
INSTRUCTIONAL PROGRAM SERVICE TYPE			
STUDENTS WITH DISABILITIES	0	0	0.0
LIMITED ENGLISH PROFICIENT	0	0	0.0
ECONOMICALLY DISADVANTAGED	0	0	0.0
MIGRANT	0	0	0.0
TITLE I	0	0	0.0
HOMELESS	0	0	0.0
GIFTED AND TALENTED	0	0	0.0



06/25/2007
10:01

Page : 138

District: 1990 PLATEAU VALLEY 50

	PUPIL COUNT -----	TOTAL DROPOUTS -----	RATE -----
DISTRICT TOTALS (INCLUDING ALTERNATIVE SCHOOLS)			
AMERICAN INDIAN	12	3	25.0
ASIAN	6	1	16.7
BLACK	50	15	30.0
HISPANIC	126	35	27.8
WHITE	387	59	15.2
FEMALE	264	51	19.3
MALE	317	62	19.6
DISTRICT	581	113	19.4
INSTRUCTIONAL PROGRAM SERVICE TYPE			
STUDENTS WITH DISABILITIES	63	15	23.8
LIMITED ENGLISH PROFICIENT	8	1	12.5
ECONOMICALLY DISADVANTAGED	60	5	8.3
MIGRANT	0	0	0.0
TITLE 1	0	0	0.0
HOMELESS	0	0	0.0
GIFTED AND TALENTED	0	0	0.0
	PUPIL COUNT -----	TOTAL DROPOUTS -----	RATE -----
DISTRICT TOTALS (EXCLUDING ALTERNATIVE SCHOOLS)			
AMERICAN INDIAN	1	0	0.0
ASIAN	0	0	0.0
BLACK	0	0	0.0
HISPANIC	19	2	10.5
WHITE	164	8	4.9
FEMALE	84	3	3.6
MALE	100	7	7.0
DISTRICT	184	10	5.4
INSTRUCTIONAL PROGRAM SERVICE TYPE			
STUDENTS WITH DISABILITIES	16	3	18.8
LIMITED ENGLISH PROFICIENT	8	1	12.5
ECONOMICALLY DISADVANTAGED	60	5	8.3



DIST_DROP_IPST.lis

8/30/2007

MIGRANT	0	0	0.0
TITLE 1	0	0	0.0
HOMELESS	0	0	0.0
GIFTED AND TALENTED	0	0	0.0

	PUPIL COUNT -----	TOTAL DROPOUTS -----	RATE -----
DISTRICT TOTALS (ALTERNATIVE SCHOOLS ONLY)			
AMERICAN INDIAN	11	3	27.3
ASIAN	6	1	16.7




06/25/2007
10:01

Page : 139

BLACK	50	15	30.0
HISPANIC	107	33	30.8
WHITE	223	51	22.9
FEMALE	180	48	26.7
MALE	217	55	25.3
DISTRICT	397	103	25.9

INSTRUCTIONAL PROGRAM SERVICE TYPE			
STUDENTS WITH DISABILITIES	47	12	25.5
LIMITED ENGLISH PROFICIENT	0	0	0.0
ECONOMICALLY DISADVANTAGED	0	0	0.0
MIGRANT	0	0	0.0
TITLE I	0	0	0.0
HOMELESS	0	0	0.0
GIFTED AND TALENTED	0	0	0.0

District: 2000 MESA COUNTY VALLEY 51



	PUPIL COUNT	TOTAL DROPOUTS	RATE
	-----	-----	----
DISTRICT TOTALS (INCLUDING ALTERNATIVE SCHOOLS)			
AMERICAN INDIAN	149	7	4.7
ASIAN	117	1	0.9
BLACK	114	8	7.0
HISPANIC	1,668	137	8.2
WHITE	8,674	360	4.2
FEMALE	5,277	229	4.3
MALE	5,445	284	5.2
DISTRICT	10,722	513	4.8
INSTRUCTIONAL PROGRAM SERVICE TYPE			
STUDENTS WITH DISABILITIES	1,242	62	5.0
LIMITED ENGLISH PROFICIENT	263	24	9.1
ECONOMICALLY DISADVANTAGED	4,060	245	6.0
MIGRANT	53	5	9.4
TITLE 1	0	0	0.0
HOMELESS	75	13	17.3
GIFTED AND TALENTED	1,287	10	0.8
	PUPIL COUNT	TOTAL DROPOUTS	RATE
	-----	-----	----

DISTRICT TOTALS (EXCLUDING ALTERNATIVE SCHOOLS)

AMERICAN INDIAN	141	6	4.3
ASIAN	115	1	0.9
BLACK	110	7	6.4
HISPANIC	1,559	98	6.3
WHITE	8,243	223	2.7
FEMALE	5,002	151	3.0
MALE	5,166	184	3.6
DISTRICT	10,168	335	3.3

INSTRUCTIONAL PROGRAM SERVICE TYPE



06/25/2007
10:01

Page : 140

STUDENTS WITH DISABILITIES	1,215	54	4.4
LIMITED ENGLISH PROFICIENT	256	23	9.0
ECONOMICALLY DISADVANTAGED	3,856	187	4.8
MIGRANT	51	4	7.8
TITLE 1	0	0	0.0
HOMELESS	59	7	11.9
GIFTED AND TALENTED	1,266	5	0.4
	PUPIL COUNT	TOTAL DROPOUTS	RATE
	-----	-----	-----
DISTRICT TOTALS (ALTERNATIVE SCHOOLS ONLY)			
AMERICAN INDIAN	8	1	12.5
ASIAN	2	0	0.0
BLACK	4	1	25.0
HISPANIC	106	37	34.9
WHITE	429	136	31.7
FEMALE	273	77	28.2
MALE	276	98	35.5
DISTRICT	549	175	31.9
INSTRUCTIONAL PROGRAM SERVICE TYPE			
STUDENTS WITH DISABILITIES	27	8	29.6
LIMITED ENGLISH PROFICIENT	7	1	14.3
ECONOMICALLY DISADVANTAGED	201	56	27.9
MIGRANT	2	1	50.0
TITLE I	0	0	0.0
HOMELESS	16	6	37.5
GIFTED AND TALENTED	21	5	23.8



COUNTY : 40 MINERAL

District: 2010 CREEDE CONSOLIDATED 1

	PUPIL COUNT	TOTAL DROPOUTS	RATE
	-----	-----	-----
DISTRICT TOTALS (INCLUDING ALTERNATIVE SCHOOLS)			
AMERICAN INDIAN	2	0	0.0
ASIAN	0	0	0.0
BLACK	0	0	0.0
HISPANIC	3	0	0.0

WHITE	73	2	2.7
FEMALE	30	0	0.0
MALE	48	2	4.2
DISTRICT	78	2	2.6
INSTRUCTIONAL PROGRAM SERVICE TYPE			
STUDENTS WITH DISABILITIES	7	2	28.6
LIMITED ENGLISH PROFICIENT	0	0	0.0
ECONOMICALLY DISADVANTAGED	17	2	11.8
MIGRANT	0	0	0.0
TITLE 1	0	0	0.0
HOMELESS	0	0	0.0



06/25/2007
10:01

Page : 141

	PUPIL COUNT	TOTAL DROPOUTS	RATE
	-----	-----	-----
GIFTED AND TALENTED	0	0	0.0
DISTRICT TOTALS (EXCLUDING ALTERNATIVE SCHOOLS)			
AMERICAN INDIAN	2	0	0.0
ASIAN	0	0	0.0
BLACK	0	0	0.0
HISPANIC	3	0	0.0
WHITE	73	2	2.7
FEMALE	30	0	0.0
MALE	48	2	4.2
DISTRICT	78	2	2.6
INSTRUCTIONAL PROGRAM SERVICE TYPE			
STUDENTS WITH DISABILITIES	7	2	28.6
LIMITED ENGLISH PROFICIENT	0	0	0.0
ECONOMICALLY DISADVANTAGED	17	2	11.8
MIGRANT	0	0	0.0
TITLE 1	0	0	0.0
HOMELESS	0	0	0.0
GIFTED AND TALENTED	0	0	0.0
DISTRICT TOTALS (ALTERNATIVE SCHOOLS ONLY)			
AMERICAN INDIAN	0	0	0.0
ASIAN	0	0	0.0
BLACK	0	0	0.0
HISPANIC	0	0	0.0
WHITE	0	0	0.0
FEMALE	0	0	0.0
MALE	0	0	0.0
DISTRICT	0	0	0.0
INSTRUCTIONAL PROGRAM SERVICE TYPE			
STUDENTS WITH DISABILITIES	0	0	0.0
LIMITED ENGLISH PROFICIENT	0	0	0.0
ECONOMICALLY DISADVANTAGED	0	0	0.0
MIGRANT	0	0	0.0



DIST_DROP_IPST.lis

8/30/2007

TITLE I	0	0	0.0
HOMELESS	0	0	0.0
GIFTED AND TALENTED	0	0	0.0

COUNTY : 41 MOFFAT

District: 2020 MOFFAT COUNTY RE:NO 1



06/25/2007
10:01

Page : 142

	PUPIL COUNT	TOTAL DROPOUTS	RATE
	-----	-----	-----
DISTRICT TOTALS (INCLUDING ALTERNATIVE SCHOOLS)			
AMERICAN INDIAN	18	0	0.0
ASIAN	12	0	0.0
BLACK	5	1	20.0
HISPANIC	140	5	3.6
WHITE	1,059	16	1.5
FEMALE	615	8	1.3
MALE	619	14	2.3
DISTRICT	1,234	22	1.8
INSTRUCTIONAL PROGRAM SERVICE TYPE			
STUDENTS WITH DISABILITIES	130	7	5.4
LIMITED ENGLISH PROFICIENT	40	1	2.5
ECONOMICALLY DISADVANTAGED	272	10	3.7
MIGRANT	11	1	9.1
TITLE 1	0	0	0.0
HOMELESS	0	0	0.0
GIFTED AND TALENTED	0	0	0.0
	PUPIL COUNT	TOTAL DROPOUTS	RATE
	-----	-----	-----
DISTRICT TOTALS (EXCLUDING ALTERNATIVE SCHOOLS)			
AMERICAN INDIAN	18	0	0.0
ASIAN	12	0	0.0
BLACK	5	1	20.0
HISPANIC	140	5	3.6
WHITE	1,059	16	1.5
FEMALE	615	8	1.3
MALE	619	14	2.3
DISTRICT	1,234	22	1.8
INSTRUCTIONAL PROGRAM SERVICE TYPE			
STUDENTS WITH DISABILITIES	130	7	5.4
LIMITED ENGLISH PROFICIENT	40	1	2.5
ECONOMICALLY DISADVANTAGED	272	10	3.7
MIGRANT	11	1	9.1
TITLE 1	0	0	0.0



HOMELESS	0	0	0.0
GIFTED AND TALENTED	0	0	0.0

	PUPIL COUNT	TOTAL DROPOUTS	RATE
	-----	-----	-----
DISTRICT TOTALS (ALTERNATIVE SCHOOLS ONLY)			
AMERICAN INDIAN	0	0	0.0
ASIAN	0	0	0.0
BLACK	0	0	0.0
HISPANIC	0	0	0.0



06/25/2007
10:01

Page : 143

WHITE	0	0	0.0
FEMALE	0	0	0.0
MALE	0	0	0.0
DISTRICT	0	0	0.0

INSTRUCTIONAL PROGRAM SERVICE TYPE			
STUDENTS WITH DISABILITIES	0	0	0.0
LIMITED ENGLISH PROFICIENT	0	0	0.0
ECONOMICALLY DISADVANTAGED	0	0	0.0
MIGRANT	0	0	0.0
TITLE I	0	0	0.0
HOMELESS	0	0	0.0
GIFTED AND TALENTED	0	0	0.0

COUNTY : 42 MONTEZUMA

District: 2035 MONTEZUMA-CORTEZ RE-1



	PUPIL COUNT	TOTAL DROPOUTS	RATE
	-----	-----	----
DISTRICT TOTALS (INCLUDING ALTERNATIVE SCHOOLS)			
AMERICAN INDIAN	465	54	11.6
ASIAN	13	0	0.0
BLACK	13	1	7.7
HISPANIC	196	17	8.7
WHITE	1,086	56	5.2
FEMALE	868	58	6.7
MALE	905	70	7.7
DISTRICT	1,773	128	7.2
INSTRUCTIONAL PROGRAM SERVICE TYPE			
STUDENTS WITH DISABILITIES	237	15	6.3
LIMITED ENGLISH PROFICIENT	457	24	5.3
ECONOMICALLY DISADVANTAGED	660	48	7.3
MIGRANT	0	0	0.0
TITLE 1	1	0	0.0
HOMELESS	0	0	0.0
GIFTED AND TALENTED	74	0	0.0

PUPIL COUNT	TOTAL DROPOUTS	RATE
-----	-----	----

DISTRICT TOTALS (EXCLUDING ALTERNATIVE SCHOOLS)

AMERICAN INDIAN	390	29	7.4
ASIAN	13	0	0.0
BLACK	11	0	0.0
HISPANIC	175	12	6.9
WHITE	989	35	3.5
FEMALE	774	30	3.9
MALE	804	46	5.7
DISTRICT	1,578	76	4.8

INSTRUCTIONAL PROGRAM SERVICE TYPE



06/25/2007
10:01

Page : 144

	PUPIL COUNT	TOTAL DROPOUTS	RATE
STUDENTS WITH DISABILITIES	214	14	6.5
LIMITED ENGLISH PROFICIENT	456	23	5.0
ECONOMICALLY DISADVANTAGED	557	21	3.8
MIGRANT	0	0	0.0
TITLE 1	1	0	0.0
HOMELESS	0	0	0.0
GIFTED AND TALENTED	74	0	0.0
DISTRICT TOTALS (ALTERNATIVE SCHOOLS ONLY)			
AMERICAN INDIAN	75	25	33.3
ASIAN	0	0	0.0
BLACK	2	1	50.0
HISPANIC	21	5	23.8
WHITE	97	21	21.6
FEMALE	94	28	29.8
MALE	101	24	23.8
DISTRICT	195	52	26.7
INSTRUCTIONAL PROGRAM SERVICE TYPE			
STUDENTS WITH DISABILITIES	23	1	4.3
LIMITED ENGLISH PROFICIENT	1	1	100.0
ECONOMICALLY DISADVANTAGED	103	27	26.2
MIGRANT	0	0	0.0
TITLE I	0	0	0.0
HOMELESS	0	0	0.0
GIFTED AND TALENTED	0	0	0.0



District: 2055 DOLORES RE-4A

	PUPIL COUNT	TOTAL DROPOUTS	RATE
DISTRICT TOTALS (INCLUDING ALTERNATIVE SCHOOLS)			
AMERICAN INDIAN	31	1	3.2
ASIAN	4	0	0.0
BLACK	3	0	0.0
HISPANIC	43	0	0.0
WHITE	329	7	2.1
FEMALE	172	3	1.7

MALE	238	5	2.1
DISTRICT	410	8	2.0
INSTRUCTIONAL PROGRAM SERVICE TYPE			
STUDENTS WITH DISABILITIES	45	1	2.2
LIMITED ENGLISH PROFICIENT	1	0	0.0
ECONOMICALLY DISADVANTAGED	114	2	1.8
MIGRANT	0	0	0.0
TITLE 1	0	0	0.0
HOMELESS	0	0	0.0
GIFTED AND TALENTED	0	0	0.0



06/25/2007
10:01

Page : 145

	PUPIL COUNT	TOTAL DROPOUTS	RATE
	-----	-----	-----
DISTRICT TOTALS (EXCLUDING ALTERNATIVE SCHOOLS)			
AMERICAN INDIAN	31	1	3.2
ASIAN	4	0	0.0
BLACK	3	0	0.0
HISPANIC	43	0	0.0
WHITE	329	7	2.1
FEMALE	172	3	1.7
MALE	238	5	2.1
DISTRICT	410	8	2.0
INSTRUCTIONAL PROGRAM SERVICE TYPE			
STUDENTS WITH DISABILITIES	45	1	2.2
LIMITED ENGLISH PROFICIENT	1	0	0.0
ECONOMICALLY DISADVANTAGED	114	2	1.8
MIGRANT	0	0	0.0
TITLE 1	0	0	0.0
HOMELESS	0	0	0.0
GIFTED AND TALENTED	0	0	0.0
	PUPIL COUNT	TOTAL DROPOUTS	RATE
	-----	-----	-----
DISTRICT TOTALS (ALTERNATIVE SCHOOLS ONLY)			
AMERICAN INDIAN	0	0	0.0
ASIAN	0	0	0.0
BLACK	0	0	0.0
HISPANIC	0	0	0.0
WHITE	0	0	0.0
FEMALE	0	0	0.0
MALE	0	0	0.0
DISTRICT	0	0	0.0
INSTRUCTIONAL PROGRAM SERVICE TYPE			
STUDENTS WITH DISABILITIES	0	0	0.0
LIMITED ENGLISH PROFICIENT	0	0	0.0
ECONOMICALLY DISADVANTAGED	0	0	0.0
MIGRANT	0	0	0.0
TITLE I	0	0	0.0



DIST_DROP_IPST.lis

8/30/2007

HOMELESS	0	0	0.0
GIFTED AND TALENTED	0	0	0.0

District: 2070 MANCOS RE-6

	PUPIL COUNT -----	TOTAL DROPOUTS -----	RATE -----
DISTRICT TOTALS (INCLUDING ALTERNATIVE SCHOOLS)			
AMERICAN INDIAN	15	0	0.0
ASIAN	2	0	0.0



06/25/2007
10:01

Page : 146

BLACK	4	1	25.0
HISPANIC	34	0	0.0
WHITE	182	4	2.2
FEMALE	115	2	1.7
MALE	122	3	2.5
DISTRICT	237	5	2.1

INSTRUCTIONAL PROGRAM SERVICE TYPE

STUDENTS WITH DISABILITIES	20	0	0.0
LIMITED ENGLISH PROFICIENT	12	0	0.0
ECONOMICALLY DISADVANTAGED	96	3	3.1
MIGRANT	0	0	0.0
TITLE 1	0	0	0.0
HOMELESS	2	0	0.0
GIFTED AND TALENTED	21	0	0.0



	PUPIL COUNT	TOTAL DROPOUTS	RATE
	-----	-----	-----
DISTRICT TOTALS (EXCLUDING ALTERNATIVE SCHOOLS)			
AMERICAN INDIAN	15	0	0.0
ASIAN	2	0	0.0
BLACK	4	1	25.0
HISPANIC	34	0	0.0
WHITE	182	4	2.2
FEMALE	115	2	1.7
MALE	122	3	2.5
DISTRICT	237	5	2.1

INSTRUCTIONAL PROGRAM SERVICE TYPE

STUDENTS WITH DISABILITIES	20	0	0.0
LIMITED ENGLISH PROFICIENT	12	0	0.0
ECONOMICALLY DISADVANTAGED	96	3	3.1
MIGRANT	0	0	0.0
TITLE 1	0	0	0.0
HOMELESS	2	0	0.0
GIFTED AND TALENTED	21	0	0.0

PUPIL COUNT	TOTAL DROPOUTS	RATE
-----	-----	-----

DISTRICT TOTALS (ALTERNATIVE SCHOOLS ONLY)

DIST_DROP_IPST.lis

8/30/2007

AMERICAN INDIAN	0	0	0.0
ASIAN	0	0	0.0
BLACK	0	0	0.0
HISPANIC	0	0	0.0
WHITE	0	0	0.0
FEMALE	0	0	0.0
MALE	0	0	0.0
DISTRICT	0	0	0.0
INSTRUCTIONAL PROGRAM SERVICE TYPE			
STUDENTS WITH DISABILITIES	0	0	0.0
LIMITED ENGLISH PROFICIENT	0	0	0.0



06/25/2007
10:01


Page : 147

ECONOMICALLY DISADVANTAGED	0	0	0.0
MIGRANT	0	0	0.0
TITLE I	0	0	0.0
HOMELESS	0	0	0.0
GIFTED AND TALENTED	0	0	0.0

COUNTY : 43 MONTROSE

District: 2180 MONTROSE COUNTY RE-1J

	PUPIL COUNT	TOTAL DROPOUTS	RATE
	-----	-----	-----
DISTRICT TOTALS (INCLUDING ALTERNATIVE SCHOOLS)			
AMERICAN INDIAN	25	0	0.0
ASIAN	31	0	0.0
BLACK	22	0	0.0
HISPANIC	714	53	7.4
WHITE	2,146	69	3.2
FEMALE	1,445	51	3.5
MALE	1,493	71	4.8
DISTRICT	2,938	122	4.2
INSTRUCTIONAL PROGRAM SERVICE TYPE			
STUDENTS WITH DISABILITIES	342	18	5.3
LIMITED ENGLISH PROFICIENT	210	12	5.7
ECONOMICALLY DISADVANTAGED	1,009	58	5.7
MIGRANT	79	3	3.8
TITLE 1	23	8	34.8
HOMELESS	11	3	27.3
GIFTED AND TALENTED	228	0	0.0
	PUPIL COUNT	TOTAL DROPOUTS	RATE
	-----	-----	-----
DISTRICT TOTALS (EXCLUDING ALTERNATIVE SCHOOLS)			
AMERICAN INDIAN	25	0	0.0
ASIAN	31	0	0.0
BLACK	22	0	0.0
HISPANIC	700	48	6.9
WHITE	2,129	63	3.0
FEMALE	1,418	41	2.9



MALE	1,489	70	4.7
DISTRICT	2,907	111	3.8
INSTRUCTIONAL PROGRAM SERVICE TYPE			
STUDENTS WITH DISABILITIES	340	16	4.7
LIMITED ENGLISH PROFICIENT	209	11	5.3
ECONOMICALLY DISADVANTAGED	985	49	5.0
MIGRANT	79	3	3.8
TITLE 1	1	0	0.0
HOMELESS	9	3	33.3
GIFTED AND TALENTED	228	0	0.0



06/25/2007
10:01

Page : 148

	PUPIL COUNT	TOTAL DROPOUTS	RATE
	-----	-----	-----
DISTRICT TOTALS (ALTERNATIVE SCHOOLS ONLY)			
AMERICAN INDIAN	0	0	0.0
ASIAN	0	0	0.0
BLACK	0	0	0.0
HISPANIC	14	5	35.7
WHITE	16	5	31.3
FEMALE	26	9	34.6
MALE	4	1	25.0
DISTRICT	30	10	33.3
INSTRUCTIONAL PROGRAM SERVICE TYPE			
STUDENTS WITH DISABILITIES	2	2	100.0
LIMITED ENGLISH PROFICIENT	1	1	100.0
ECONOMICALLY DISADVANTAGED	24	9	37.5
MIGRANT	0	0	0.0
TITLE I	22	8	36.4
HOMELESS	2	0	0.0
GIFTED AND TALENTED	0	0	0.0



District: 2190 WEST END RE-2

	PUPIL COUNT	TOTAL DROPOUTS	RATE
	-----	-----	-----
DISTRICT TOTALS (INCLUDING ALTERNATIVE SCHOOLS)			
AMERICAN INDIAN	4	0	0.0
ASIAN	0	0	0.0
BLACK	4	0	0.0
HISPANIC	18	1	5.6
WHITE	167	4	2.4
FEMALE	98	3	3.1
MALE	95	2	2.1
DISTRICT	193	5	2.6
INSTRUCTIONAL PROGRAM SERVICE TYPE			
STUDENTS WITH DISABILITIES	16	1	6.3
LIMITED ENGLISH PROFICIENT	4	0	0.0
ECONOMICALLY DISADVANTAGED	85	4	4.7

DIST_DROP_IPST.lis

8/30/2007

MIGRANT	0	0	0.0
TITLE 1	0	0	0.0
HOMELESS	0	0	0.0
GIFTED AND TALENTED	4	0	0.0

	PUPIL COUNT -----	TOTAL DROPOUTS -----	RATE -----
DISTRICT TOTALS (EXCLUDING ALTERNATIVE SCHOOLS)			
AMERICAN INDIAN	4	0	0.0
ASIAN	0	0	0.0



06/25/2007
10:01

Page : 149

BLACK	4	0	0.0
HISPANIC	18	1	5.6
WHITE	166	4	2.4
FEMALE	98	3	3.1
MALE	94	2	2.1
DISTRICT	192	5	2.6

INSTRUCTIONAL PROGRAM SERVICE TYPE			
STUDENTS WITH DISABILITIES	16	1	6.3
LIMITED ENGLISH PROFICIENT	4	0	0.0
ECONOMICALLY DISADVANTAGED	84	4	4.8
MIGRANT	0	0	0.0
TITLE 1	0	0	0.0
HOMELESS	0	0	0.0
GIFTED AND TALENTED	4	0	0.0



	PUPIL COUNT	TOTAL DROPOUTS	RATE
	-----	-----	-----
DISTRICT TOTALS (ALTERNATIVE SCHOOLS ONLY)			
AMERICAN INDIAN	0	0	0.0
ASIAN	0	0	0.0
BLACK	0	0	0.0
HISPANIC	0	0	0.0
WHITE	1	0	0.0
FEMALE	0	0	0.0
MALE	1	0	0.0
DISTRICT	1	0	0.0
INSTRUCTIONAL PROGRAM SERVICE TYPE			
STUDENTS WITH DISABILITIES	0	0	0.0
LIMITED ENGLISH PROFICIENT	0	0	0.0
ECONOMICALLY DISADVANTAGED	1	0	0.0
MIGRANT	0	0	0.0
TITLE I	0	0	0.0
HOMELESS	0	0	0.0
GIFTED AND TALENTED	0	0	0.0

COUNTY : 44 MORGAN

District: 2395 BRUSH RE-2(J)

TOTAL

	PUPIL COUNT	DROPOUTS	RATE
	-----	-----	----
DISTRICT TOTALS (INCLUDING ALTERNATIVE SCHOOLS)			
AMERICAN INDIAN	6	0	0.0
ASIAN	7	0	0.0
BLACK	9	1	11.1
HISPANIC	288	4	1.4
WHITE	468	1	0.2
FEMALE	385	5	1.3
MALE	393	1	0.3
DISTRICT	778	6	0.8



06/25/2007
10:01

Page : 150

INSTRUCTIONAL PROGRAM SERVICE TYPE	PUPIL COUNT	TOTAL DROPOUTS	RATE
	-----	-----	-----
STUDENTS WITH DISABILITIES	84	1	1.2
LIMITED ENGLISH PROFICIENT	95	0	0.0
ECONOMICALLY DISADVANTAGED	402	5	1.2
MIGRANT	28	0	0.0
TITLE 1	0	0	0.0
HOMELESS	5	0	0.0
GIFTED AND TALENTED	29	0	0.0
DISTRICT TOTALS (EXCLUDING ALTERNATIVE SCHOOLS)			
AMERICAN INDIAN	6	0	0.0
ASIAN	7	0	0.0
BLACK	9	1	11.1
HISPANIC	288	4	1.4
WHITE	468	1	0.2
FEMALE	385	5	1.3
MALE	393	1	0.3
DISTRICT	778	6	0.8
INSTRUCTIONAL PROGRAM SERVICE TYPE			
STUDENTS WITH DISABILITIES	84	1	1.2
LIMITED ENGLISH PROFICIENT	95	0	0.0
ECONOMICALLY DISADVANTAGED	402	5	1.2
MIGRANT	28	0	0.0
TITLE 1	0	0	0.0
HOMELESS	5	0	0.0
GIFTED AND TALENTED	29	0	0.0
DISTRICT TOTALS (ALTERNATIVE SCHOOLS ONLY)			
AMERICAN INDIAN	0	0	0.0
ASIAN	0	0	0.0
BLACK	0	0	0.0
HISPANIC	0	0	0.0
WHITE	0	0	0.0
FEMALE	0	0	0.0

DIST_DROP_IPST.lis

8/30/2007

MALE	0	0	0.0
DISTRICT	0	0	0.0
INSTRUCTIONAL PROGRAM SERVICE TYPE			
STUDENTS WITH DISABILITIES	0	0	0.0
LIMITED ENGLISH PROFICIENT	0	0	0.0
ECONOMICALLY DISADVANTAGED	0	0	0.0
MIGRANT	0	0	0.0
TITLE I	0	0	0.0
HOMELESS	0	0	0.0
GIFTED AND TALENTED	0	0	0.0



06/25/2007
10:01

Page : 151

District: 2405 FORT MORGAN RE-3

	PUPIL COUNT	TOTAL DROPOUTS	RATE
	-----	-----	----
DISTRICT TOTALS (INCLUDING ALTERNATIVE SCHOOLS)			
AMERICAN INDIAN	9	1	11.1
ASIAN	6	0	0.0
BLACK	4	0	0.0
HISPANIC	739	43	5.8
WHITE	736	23	3.1
FEMALE	739	31	4.2
MALE	755	36	4.8
DISTRICT	1,494	67	4.5
INSTRUCTIONAL PROGRAM SERVICE TYPE			
STUDENTS WITH DISABILITIES	114	12	10.5
LIMITED ENGLISH PROFICIENT	114	10	8.8
ECONOMICALLY DISADVANTAGED	812	42	5.2
MIGRANT	117	8	6.8
TITLE 1	0	0	0.0
HOMELESS	32	3	9.4
GIFTED AND TALENTED	115	0	0.0
	PUPIL COUNT	TOTAL DROPOUTS	RATE
	-----	-----	----
DISTRICT TOTALS (EXCLUDING ALTERNATIVE SCHOOLS)			
AMERICAN INDIAN	8	0	0.0
ASIAN	6	0	0.0
BLACK	4	0	0.0
HISPANIC	702	34	4.8
WHITE	697	12	1.7
FEMALE	695	19	2.7
MALE	722	27	3.7
DISTRICT	1,417	46	3.2
INSTRUCTIONAL PROGRAM SERVICE TYPE			
STUDENTS WITH DISABILITIES	107	8	7.5
LIMITED ENGLISH PROFICIENT	113	9	8.0
ECONOMICALLY DISADVANTAGED	763	28	3.7



DIST_DROP_IPST.lis

8/30/2007

MIGRANT	114	6	5.3
TITLE 1	0	0	0.0
HOMELESS	25	2	8.0
GIFTED AND TALENTED	114	0	0.0

	PUPIL COUNT -----	TOTAL DROPOUTS -----	RATE -----
DISTRICT TOTALS (ALTERNATIVE SCHOOLS ONLY)			
AMERICAN INDIAN	1	1	100.0
ASIAN	0	0	0.0




06/25/2007
10:01

Page : 152

BLACK	0	0	0.0
HISPANIC	37	9	24.3
WHITE	39	11	28.2
FEMALE	44	12	27.3
MALE	33	9	27.3
DISTRICT	77	21	27.3

INSTRUCTIONAL PROGRAM SERVICE TYPE			
STUDENTS WITH DISABILITIES	7	4	57.1
LIMITED ENGLISH PROFICIENT	1	1	100.0
ECONOMICALLY DISADVANTAGED	49	14	28.6
MIGRANT	3	2	66.7
TITLE I	0	0	0.0
HOMELESS	7	1	14.3
GIFTED AND TALENTED	1	0	0.0

District: 2505 WELDON VALLEY RE-20(J)



	PUPIL COUNT	TOTAL DROPOUTS	RATE
	-----	-----	-----
DISTRICT TOTALS (INCLUDING ALTERNATIVE SCHOOLS)			
AMERICAN INDIAN	0	0	0.0
ASIAN	0	0	0.0
BLACK	0	0	0.0
HISPANIC	21	0	0.0
WHITE	85	2	2.4
FEMALE	54	1	1.9
MALE	52	1	1.9
DISTRICT	106	2	1.9
INSTRUCTIONAL PROGRAM SERVICE TYPE			
STUDENTS WITH DISABILITIES	11	0	0.0
LIMITED ENGLISH PROFICIENT	1	0	0.0
ECONOMICALLY DISADVANTAGED	44	1	2.3
MIGRANT	2	0	0.0
TITLE 1	5	0	0.0
HOMELESS	1	0	0.0
GIFTED AND TALENTED	11	0	0.0

PUPIL COUNT	TOTAL DROPOUTS	RATE
-----	-----	-----

DISTRICT TOTALS (EXCLUDING ALTERNATIVE SCHOOLS)

AMERICAN INDIAN	0	0	0.0
ASIAN	0	0	0.0
BLACK	0	0	0.0
HISPANIC	21	0	0.0
WHITE	85	2	2.4
FEMALE	54	1	1.9
MALE	52	1	1.9
DISTRICT	106	2	1.9

INSTRUCTIONAL PROGRAM SERVICE TYPE



06/25/2007
10:01

Page : 153

STUDENTS WITH DISABILITIES	11	0	0.0
LIMITED ENGLISH PROFICIENT	1	0	0.0
ECONOMICALLY DISADVANTAGED	44	1	2.3
MIGRANT	2	0	0.0
TITLE 1	5	0	0.0
HOMELESS	1	0	0.0
GIFTED AND TALENTED	11	0	0.0

	PUPIL COUNT -----	TOTAL DROPOUTS -----	RATE -----
DISTRICT TOTALS (ALTERNATIVE SCHOOLS ONLY)			
AMERICAN INDIAN	0	0	0.0
ASIAN	0	0	0.0
BLACK	0	0	0.0
HISPANIC	0	0	0.0
WHITE	0	0	0.0
FEMALE	0	0	0.0
MALE	0	0	0.0
DISTRICT	0	0	0.0
INSTRUCTIONAL PROGRAM SERVICE TYPE			
STUDENTS WITH DISABILITIES	0	0	0.0
LIMITED ENGLISH PROFICIENT	0	0	0.0
ECONOMICALLY DISADVANTAGED	0	0	0.0
MIGRANT	0	0	0.0
TITLE I	0	0	0.0
HOMELESS	0	0	0.0
GIFTED AND TALENTED	0	0	0.0



District: 2515 WIGGINS RE-50 (J)

	PUPIL COUNT -----	TOTAL DROPOUTS -----	RATE -----
DISTRICT TOTALS (INCLUDING ALTERNATIVE SCHOOLS)			
AMERICAN INDIAN	1	0	0.0
ASIAN	6	0	0.0
BLACK	0	0	0.0
HISPANIC	80	4	5.0
WHITE	229	1	0.4
FEMALE	150	3	2.0

MALE	166	2	1.2
DISTRICT	316	5	1.6
INSTRUCTIONAL PROGRAM SERVICE TYPE			
STUDENTS WITH DISABILITIES	22	0	0.0
LIMITED ENGLISH PROFICIENT	5	0	0.0
ECONOMICALLY DISADVANTAGED	105	1	1.0
MIGRANT	10	0	0.0
TITLE 1	9	0	0.0
HOMELESS	0	0	0.0
GIFTED AND TALENTED	0	0	0.0



06/25/2007
10:01

Page : 154

	PUPIL COUNT	TOTAL DROPOUTS	RATE
	-----	-----	-----
DISTRICT TOTALS (EXCLUDING ALTERNATIVE SCHOOLS)			
AMERICAN INDIAN	1	0	0.0
ASIAN	6	0	0.0
BLACK	0	0	0.0
HISPANIC	80	4	5.0
WHITE	229	1	0.4
FEMALE	150	3	2.0
MALE	166	2	1.2
DISTRICT	316	5	1.6
INSTRUCTIONAL PROGRAM SERVICE TYPE			
STUDENTS WITH DISABILITIES	22	0	0.0
LIMITED ENGLISH PROFICIENT	5	0	0.0
ECONOMICALLY DISADVANTAGED	105	1	1.0
MIGRANT	10	0	0.0
TITLE 1	9	0	0.0
HOMELESS	0	0	0.0
GIFTED AND TALENTED	0	0	0.0
	PUPIL COUNT	TOTAL DROPOUTS	RATE
	-----	-----	-----
DISTRICT TOTALS (ALTERNATIVE SCHOOLS ONLY)			
AMERICAN INDIAN	0	0	0.0
ASIAN	0	0	0.0
BLACK	0	0	0.0
HISPANIC	0	0	0.0
WHITE	0	0	0.0
FEMALE	0	0	0.0
MALE	0	0	0.0
DISTRICT	0	0	0.0
INSTRUCTIONAL PROGRAM SERVICE TYPE			
STUDENTS WITH DISABILITIES	0	0	0.0
LIMITED ENGLISH PROFICIENT	0	0	0.0
ECONOMICALLY DISADVANTAGED	0	0	0.0
MIGRANT	0	0	0.0
TITLE I	0	0	0.0



DIST_DROP_IPST.lis

8/30/2007

HOMELESS
GIFTED AND TALENTED

0
0

0
0

0.0
0.0

COUNTY : 45 OTERO

District: 2520 EAST OTERO R-1

PUPIL COUNT	TOTAL DROPOUTS	RATE
-----	-----	-----

DISTRICT TOTALS (INCLUDING ALTERNATIVE SCHOOLS)



06/25/2007
10:01

Page : 155

AMERICAN INDIAN	15	0	0.0
ASIAN	4	0	0.0
BLACK	14	0	0.0
HISPANIC	465	18	3.9
WHITE	379	7	1.8
FEMALE	442	13	2.9
MALE	435	12	2.8
DISTRICT	877	25	2.9

INSTRUCTIONAL PROGRAM SERVICE TYPE

STUDENTS WITH DISABILITIES	118	5	4.2
LIMITED ENGLISH PROFICIENT	4	0	0.0
ECONOMICALLY DISADVANTAGED	433	12	2.8
MIGRANT	3	0	0.0
TITLE 1	145	2	1.4
HOMELESS	0	0	0.0
GIFTED AND TALENTED	89	0	0.0



	PUPIL COUNT	TOTAL DROPOUTS	RATE
	-----	-----	-----
DISTRICT TOTALS (EXCLUDING ALTERNATIVE SCHOOLS)			
AMERICAN INDIAN	14	0	0.0
ASIAN	4	0	0.0
BLACK	14	0	0.0
HISPANIC	411	6	1.5
WHITE	365	0	0.0
FEMALE	405	3	0.7
MALE	403	3	0.7
DISTRICT	808	6	0.7

INSTRUCTIONAL PROGRAM SERVICE TYPE

STUDENTS WITH DISABILITIES	107	2	1.9
LIMITED ENGLISH PROFICIENT	4	0	0.0
ECONOMICALLY DISADVANTAGED	408	5	1.2
MIGRANT	3	0	0.0
TITLE 1	144	2	1.4
HOMELESS	0	0	0.0
GIFTED AND TALENTED	89	0	0.0

PUPIL COUNT	TOTAL DROPOUTS	RATE
-----	-----	-----

DISTRICT TOTALS (ALTERNATIVE SCHOOLS ONLY)

AMERICAN INDIAN	1	0	0.0
ASIAN	0	0	0.0
BLACK	0	0	0.0
HISPANIC	54	12	22.2
WHITE	14	7	50.0
FEMALE	37	10	27.0
MALE	32	9	28.1
DISTRICT	69	19	27.5

INSTRUCTIONAL PROGRAM SERVICE TYPE



06/25/2007
10:01

Page : 156

STUDENTS WITH DISABILITIES	11	3	27.3
LIMITED ENGLISH PROFICIENT	0	0	0.0
ECONOMICALLY DISADVANTAGED	25	7	28.0
MIGRANT	0	0	0.0
TITLE I	1	0	0.0
HOMELESS	0	0	0.0
GIFTED AND TALENTED	0	0	0.0

District: 2530 ROCKY FORD R-2

	PUPIL COUNT	TOTAL DROPOUTS	RATE
	-----	-----	-----
DISTRICT TOTALS (INCLUDING ALTERNATIVE SCHOOLS)			
AMERICAN INDIAN	3	1	33.3
ASIAN	9	0	0.0
BLACK	4	0	0.0
HISPANIC	288	14	4.9
WHITE	154	1	0.6
FEMALE	208	6	2.9
MALE	250	10	4.0
DISTRICT	458	16	3.5
INSTRUCTIONAL PROGRAM SERVICE TYPE			
STUDENTS WITH DISABILITIES	50	1	2.0
LIMITED ENGLISH PROFICIENT	45	1	2.2
ECONOMICALLY DISADVANTAGED	313	15	4.8
MIGRANT	26	3	11.5
TITLE 1	149	3	2.0
HOMELESS	33	0	0.0
GIFTED AND TALENTED	13	0	0.0
	PUPIL COUNT	TOTAL DROPOUTS	RATE
	-----	-----	-----
DISTRICT TOTALS (EXCLUDING ALTERNATIVE SCHOOLS)			
AMERICAN INDIAN	3	1	33.3
ASIAN	9	0	0.0
BLACK	4	0	0.0
HISPANIC	288	14	4.9
WHITE	154	1	0.6
FEMALE	208	6	2.9



MALE	250	10	4.0
DISTRICT	458	16	3.5
INSTRUCTIONAL PROGRAM SERVICE TYPE			
STUDENTS WITH DISABILITIES	50	1	2.0
LIMITED ENGLISH PROFICIENT	45	1	2.2
ECONOMICALLY DISADVANTAGED	313	15	4.8
MIGRANT	26	3	11.5
TITLE 1	149	3	2.0
HOMELESS	33	0	0.0
GIFTED AND TALENTED	13	0	0.0



06/25/2007
10:01

Page : 157

	PUPIL COUNT	TOTAL DROPOUTS	RATE
	-----	-----	-----
DISTRICT TOTALS (ALTERNATIVE SCHOOLS ONLY)			
AMERICAN INDIAN	0	0	0.0
ASIAN	0	0	0.0
BLACK	0	0	0.0
HISPANIC	0	0	0.0
WHITE	0	0	0.0
FEMALE	0	0	0.0
MALE	0	0	0.0
DISTRICT	0	0	0.0
INSTRUCTIONAL PROGRAM SERVICE TYPE			
STUDENTS WITH DISABILITIES	0	0	0.0
LIMITED ENGLISH PROFICIENT	0	0	0.0
ECONOMICALLY DISADVANTAGED	0	0	0.0
MIGRANT	0	0	0.0
TITLE I	0	0	0.0
HOMELESS	0	0	0.0
GIFTED AND TALENTED	0	0	0.0



District: 2535 MANZANOLA 3J

	PUPIL COUNT	TOTAL DROPOUTS	RATE
	-----	-----	-----
DISTRICT TOTALS (INCLUDING ALTERNATIVE SCHOOLS)			
AMERICAN INDIAN	0	0	0.0
ASIAN	0	0	0.0
BLACK	1	0	0.0
HISPANIC	63	3	4.8
WHITE	54	0	0.0
FEMALE	58	2	3.4
MALE	60	1	1.7
DISTRICT	118	3	2.5
INSTRUCTIONAL PROGRAM SERVICE TYPE			
STUDENTS WITH DISABILITIES	9	0	0.0
LIMITED ENGLISH PROFICIENT	3	0	0.0
ECONOMICALLY DISADVANTAGED	87	3	3.4

DIST_DROP_IPST.lis

8/30/2007

MIGRANT	27	1	3.7
TITLE 1	0	0	0.0
HOMELESS	0	0	0.0
GIFTED AND TALENTED	0	0	0.0

	PUPIL COUNT -----	TOTAL DROPOUTS -----	RATE -----
DISTRICT TOTALS (EXCLUDING ALTERNATIVE SCHOOLS)			
AMERICAN INDIAN	0	0	0.0
ASIAN	0	0	0.0



06/25/2007
10:01

Page : 158

BLACK	1	0	0.0
HISPANIC	63	3	4.8
WHITE	54	0	0.0
FEMALE	58	2	3.4
MALE	60	1	1.7
DISTRICT	118	3	2.5

INSTRUCTIONAL PROGRAM SERVICE TYPE			
STUDENTS WITH DISABILITIES	9	0	0.0
LIMITED ENGLISH PROFICIENT	3	0	0.0
ECONOMICALLY DISADVANTAGED	87	3	3.4
MIGRANT	27	1	3.7
TITLE 1	0	0	0.0
HOMELESS	0	0	0.0
GIFTED AND TALENTED	0	0	0.0



	PUPIL COUNT	TOTAL DROPOUTS	RATE
	-----	-----	-----
DISTRICT TOTALS (ALTERNATIVE SCHOOLS ONLY)			
AMERICAN INDIAN	0	0	0.0
ASIAN	0	0	0.0
BLACK	0	0	0.0
HISPANIC	0	0	0.0
WHITE	0	0	0.0
FEMALE	0	0	0.0
MALE	0	0	0.0
DISTRICT	0	0	0.0

INSTRUCTIONAL PROGRAM SERVICE TYPE			
STUDENTS WITH DISABILITIES	0	0	0.0
LIMITED ENGLISH PROFICIENT	0	0	0.0
ECONOMICALLY DISADVANTAGED	0	0	0.0
MIGRANT	0	0	0.0
TITLE I	0	0	0.0
HOMELESS	0	0	0.0
GIFTED AND TALENTED	0	0	0.0

District: 2540 FOWLER R-4J

PUPIL COUNT	TOTAL DROPOUTS	RATE
-----	-----	-----

DISTRICT TOTALS (INCLUDING ALTERNATIVE SCHOOLS)

AMERICAN INDIAN	1	0	0.0
ASIAN	0	0	0.0
BLACK	0	0	0.0
HISPANIC	44	0	0.0
WHITE	146	0	0.0
FEMALE	88	0	0.0
MALE	103	0	0.0
DISTRICT	191	0	0.0

INSTRUCTIONAL PROGRAM SERVICE TYPE



06/25/2007
10:01

Page : 159

STUDENTS WITH DISABILITIES	12	0	0.0
LIMITED ENGLISH PROFICIENT	4	0	0.0
ECONOMICALLY DISADVANTAGED	76	0	0.0
MIGRANT	0	0	0.0
TITLE 1	0	0	0.0
HOMELESS	0	0	0.0
GIFTED AND TALENTED	0	0	0.0
	PUPIL COUNT	TOTAL DROPOUTS	RATE
	-----	-----	-----
DISTRICT TOTALS (EXCLUDING ALTERNATIVE SCHOOLS)			
AMERICAN INDIAN	1	0	0.0
ASIAN	0	0	0.0
BLACK	0	0	0.0
HISPANIC	44	0	0.0
WHITE	146	0	0.0
FEMALE	88	0	0.0
MALE	103	0	0.0
DISTRICT	191	0	0.0
INSTRUCTIONAL PROGRAM SERVICE TYPE			
STUDENTS WITH DISABILITIES	12	0	0.0
LIMITED ENGLISH PROFICIENT	4	0	0.0
ECONOMICALLY DISADVANTAGED	76	0	0.0
MIGRANT	0	0	0.0
TITLE 1	0	0	0.0
HOMELESS	0	0	0.0
GIFTED AND TALENTED	0	0	0.0
	PUPIL COUNT	TOTAL DROPOUTS	RATE
	-----	-----	-----
DISTRICT TOTALS (ALTERNATIVE SCHOOLS ONLY)			
AMERICAN INDIAN	0	0	0.0
ASIAN	0	0	0.0
BLACK	0	0	0.0
HISPANIC	0	0	0.0
WHITE	0	0	0.0
FEMALE	0	0	0.0
MALE	0	0	0.0
DISTRICT	0	0	0.0



INSTRUCTIONAL PROGRAM SERVICE TYPE

STUDENTS WITH DISABILITIES	0	0	0.0
LIMITED ENGLISH PROFICIENT	0	0	0.0
ECONOMICALLY DISADVANTAGED	0	0	0.0
MIGRANT	0	0	0.0
TITLE I	0	0	0.0
HOMELESS	0	0	0.0
GIFTED AND TALENTED	0	0	0.0

District: 2560 CHERAW 31



06/25/2007
10:01

Page : 160

	PUPIL COUNT	TOTAL DROPOUTS	RATE
	-----	-----	-----
DISTRICT TOTALS (INCLUDING ALTERNATIVE SCHOOLS)			
AMERICAN INDIAN	2	0	0.0
ASIAN	0	0	0.0
BLACK	2	0	0.0
HISPANIC	13	0	0.0
WHITE	87	0	0.0
FEMALE	52	0	0.0
MALE	52	0	0.0
DISTRICT	104	0	0.0
INSTRUCTIONAL PROGRAM SERVICE TYPE			
STUDENTS WITH DISABILITIES	9	0	0.0
LIMITED ENGLISH PROFICIENT	0	0	0.0
ECONOMICALLY DISADVANTAGED	45	0	0.0
MIGRANT	0	0	0.0
TITLE 1	0	0	0.0
HOMELESS	0	0	0.0
GIFTED AND TALENTED	15	0	0.0
	PUPIL COUNT	TOTAL DROPOUTS	RATE
	-----	-----	-----
DISTRICT TOTALS (EXCLUDING ALTERNATIVE SCHOOLS)			
AMERICAN INDIAN	2	0	0.0
ASIAN	0	0	0.0
BLACK	2	0	0.0
HISPANIC	13	0	0.0
WHITE	87	0	0.0
FEMALE	52	0	0.0
MALE	52	0	0.0
DISTRICT	104	0	0.0
INSTRUCTIONAL PROGRAM SERVICE TYPE			
STUDENTS WITH DISABILITIES	9	0	0.0
LIMITED ENGLISH PROFICIENT	0	0	0.0
ECONOMICALLY DISADVANTAGED	45	0	0.0
MIGRANT	0	0	0.0
TITLE 1	0	0	0.0



HOMELESS	0	0	0.0
GIFTED AND TALENTED	15	0	0.0

	PUPIL COUNT -----	TOTAL DROPOUTS -----	RATE -----
DISTRICT TOTALS (ALTERNATIVE SCHOOLS ONLY)			
AMERICAN INDIAN	0	0	0.0
ASIAN	0	0	0.0
BLACK	0	0	0.0
HISPANIC	0	0	0.0




06/25/2007
10:01

Page : 161

WHITE	0	0	0.0
FEMALE	0	0	0.0
MALE	0	0	0.0
DISTRICT	0	0	0.0

INSTRUCTIONAL PROGRAM SERVICE TYPE			
STUDENTS WITH DISABILITIES	0	0	0.0
LIMITED ENGLISH PROFICIENT	0	0	0.0
ECONOMICALLY DISADVANTAGED	0	0	0.0
MIGRANT	0	0	0.0
TITLE I	0	0	0.0
HOMELESS	0	0	0.0
GIFTED AND TALENTED	0	0	0.0

District: 2570 SWINK 33



	PUPIL COUNT	TOTAL DROPOUTS	RATE
	-----	-----	-----
DISTRICT TOTALS (INCLUDING ALTERNATIVE SCHOOLS)			
AMERICAN INDIAN	0	0	0.0
ASIAN	5	0	0.0
BLACK	0	0	0.0
HISPANIC	40	1	2.5
WHITE	157	0	0.0
FEMALE	95	0	0.0
MALE	107	1	0.9
DISTRICT	202	1	0.5
INSTRUCTIONAL PROGRAM SERVICE TYPE			
STUDENTS WITH DISABILITIES	19	0	0.0
LIMITED ENGLISH PROFICIENT	1	0	0.0
ECONOMICALLY DISADVANTAGED	50	0	0.0
MIGRANT	0	0	0.0
TITLE 1	0	0	0.0
HOMELESS	0	0	0.0
GIFTED AND TALENTED	0	0	0.0
	PUPIL COUNT	TOTAL DROPOUTS	RATE
	-----	-----	-----

DISTRICT TOTALS (EXCLUDING ALTERNATIVE SCHOOLS)

DIST_DROP_IPST.lis

8/30/2007

AMERICAN INDIAN	0	0	0.0
ASIAN	5	0	0.0
BLACK	0	0	0.0
HISPANIC	40	1	2.5
WHITE	157	0	0.0
FEMALE	95	0	0.0
MALE	107	1	0.9
DISTRICT	202	1	0.5
INSTRUCTIONAL PROGRAM SERVICE TYPE			
STUDENTS WITH DISABILITIES	19	0	0.0
LIMITED ENGLISH PROFICIENT	1	0	0.0



06/25/2007
10:01

Page : 162

ECONOMICALLY DISADVANTAGED	50	0	0.0
MIGRANT	0	0	0.0
TITLE 1	0	0	0.0
HOMELESS	0	0	0.0
GIFTED AND TALENTED	0	0	0.0
	PUPIL COUNT	TOTAL DROPOUTS	RATE
	-----	-----	----
DISTRICT TOTALS (ALTERNATIVE SCHOOLS ONLY)			
AMERICAN INDIAN	0	0	0.0
ASIAN	0	0	0.0
BLACK	0	0	0.0
HISPANIC	0	0	0.0
WHITE	0	0	0.0
FEMALE	0	0	0.0
MALE	0	0	0.0
DISTRICT	0	0	0.0
INSTRUCTIONAL PROGRAM SERVICE TYPE			
STUDENTS WITH DISABILITIES	0	0	0.0
LIMITED ENGLISH PROFICIENT	0	0	0.0
ECONOMICALLY DISADVANTAGED	0	0	0.0
MIGRANT	0	0	0.0
TITLE I	0	0	0.0
HOMELESS	0	0	0.0
GIFTED AND TALENTED	0	0	0.0
COUNTY : 46 OURAY			
District: 2580 OURAY R-1			



	PUPIL COUNT	TOTAL DROPOUTS	RATE
	-----	-----	----
DISTRICT TOTALS (INCLUDING ALTERNATIVE SCHOOLS)			
AMERICAN INDIAN	1	0	0.0
ASIAN	2	0	0.0
BLACK	2	0	0.0
HISPANIC	16	1	6.3
WHITE	139	1	0.7
FEMALE	77	1	1.3

MALE	83	1	1.2
DISTRICT	160	2	1.3
INSTRUCTIONAL PROGRAM SERVICE TYPE			
STUDENTS WITH DISABILITIES	13	0	0.0
LIMITED ENGLISH PROFICIENT	4	0	0.0
ECONOMICALLY DISADVANTAGED	36	1	2.8
MIGRANT	0	0	0.0
TITLE 1	0	0	0.0
HOMELESS	0	0	0.0
GIFTED AND TALENTED	3	0	0.0



06/25/2007
10:01

Page : 163

	PUPIL COUNT	TOTAL DROPOUTS	RATE
	-----	-----	-----
DISTRICT TOTALS (EXCLUDING ALTERNATIVE SCHOOLS)			
AMERICAN INDIAN	1	0	0.0
ASIAN	2	0	0.0
BLACK	2	0	0.0
HISPANIC	16	1	6.3
WHITE	139	1	0.7
FEMALE	77	1	1.3
MALE	83	1	1.2
DISTRICT	160	2	1.3
INSTRUCTIONAL PROGRAM SERVICE TYPE			
STUDENTS WITH DISABILITIES	13	0	0.0
LIMITED ENGLISH PROFICIENT	4	0	0.0
ECONOMICALLY DISADVANTAGED	36	1	2.8
MIGRANT	0	0	0.0
TITLE 1	0	0	0.0
HOMELESS	0	0	0.0
GIFTED AND TALENTED	3	0	0.0
	PUPIL COUNT	TOTAL DROPOUTS	RATE
	-----	-----	-----
DISTRICT TOTALS (ALTERNATIVE SCHOOLS ONLY)			
AMERICAN INDIAN	0	0	0.0
ASIAN	0	0	0.0
BLACK	0	0	0.0
HISPANIC	0	0	0.0
WHITE	0	0	0.0
FEMALE	0	0	0.0
MALE	0	0	0.0
DISTRICT	0	0	0.0
INSTRUCTIONAL PROGRAM SERVICE TYPE			
STUDENTS WITH DISABILITIES	0	0	0.0
LIMITED ENGLISH PROFICIENT	0	0	0.0
ECONOMICALLY DISADVANTAGED	0	0	0.0
MIGRANT	0	0	0.0
TITLE I	0	0	0.0



DIST_DROP_IPST.lis

8/30/2007

HOMELESS	0	0	0.0
GIFTED AND TALENTED	0	0	0.0

District: 2590 RIDGWAY R-2

	PUPIL COUNT -----	TOTAL DROPOUTS -----	RATE -----
DISTRICT TOTALS (INCLUDING ALTERNATIVE SCHOOLS)			
AMERICAN INDIAN	4	0	0.0
ASIAN	3	0	0.0



06/25/2007
10:01

Page : 164

BLACK	0	0	0.0
HISPANIC	14	0	0.0
WHITE	148	1	0.7
FEMALE	83	1	1.2
MALE	86	0	0.0
DISTRICT	169	1	0.6

INSTRUCTIONAL PROGRAM SERVICE TYPE

STUDENTS WITH DISABILITIES	21	0	0.0
LIMITED ENGLISH PROFICIENT	2	0	0.0
ECONOMICALLY DISADVANTAGED	40	1	2.5
MIGRANT	0	0	0.0
TITLE 1	0	0	0.0
HOMELESS	0	0	0.0
GIFTED AND TALENTED	1	0	0.0



	PUPIL COUNT	TOTAL DROPOUTS	RATE
	-----	-----	-----
DISTRICT TOTALS (EXCLUDING ALTERNATIVE SCHOOLS)			
AMERICAN INDIAN	4	0	0.0
ASIAN	3	0	0.0
BLACK	0	0	0.0
HISPANIC	14	0	0.0
WHITE	148	1	0.7
FEMALE	83	1	1.2
MALE	86	0	0.0
DISTRICT	169	1	0.6

INSTRUCTIONAL PROGRAM SERVICE TYPE

STUDENTS WITH DISABILITIES	21	0	0.0
LIMITED ENGLISH PROFICIENT	2	0	0.0
ECONOMICALLY DISADVANTAGED	40	1	2.5
MIGRANT	0	0	0.0
TITLE 1	0	0	0.0
HOMELESS	0	0	0.0
GIFTED AND TALENTED	1	0	0.0

PUPIL COUNT	TOTAL DROPOUTS	RATE
-----	-----	-----

DISTRICT TOTALS (ALTERNATIVE SCHOOLS ONLY)

DIST_DROP_IPST.lis

8/30/2007

AMERICAN INDIAN	0	0	0.0
ASIAN	0	0	0.0
BLACK	0	0	0.0
HISPANIC	0	0	0.0
WHITE	0	0	0.0
FEMALE	0	0	0.0
MALE	0	0	0.0
DISTRICT	0	0	0.0
INSTRUCTIONAL PROGRAM SERVICE TYPE			
STUDENTS WITH DISABILITIES	0	0	0.0
LIMITED ENGLISH PROFICIENT	0	0	0.0



06/25/2007
10:01

Page : 165

ECONOMICALLY DISADVANTAGED	0	0	0.0
MIGRANT	0	0	0.0
TITLE I	0	0	0.0
HOMELESS	0	0	0.0
GIFTED AND TALENTED	0	0	0.0

COUNTY : 47 PARK

District: 2600 PLATTE CANYON 1

	PUPIL COUNT -----	TOTAL DROPOUTS -----	RATE -----
DISTRICT TOTALS (INCLUDING ALTERNATIVE SCHOOLS)			
AMERICAN INDIAN	18	2	11.1
ASIAN	9	0	0.0
BLACK	11	0	0.0
HISPANIC	49	2	4.1
WHITE	693	17	2.5
FEMALE	363	6	1.7
MALE	417	15	3.6
DISTRICT	780	21	2.7
INSTRUCTIONAL PROGRAM SERVICE TYPE			
STUDENTS WITH DISABILITIES	108	11	10.2
LIMITED ENGLISH PROFICIENT	0	0	0.0
ECONOMICALLY DISADVANTAGED	153	8	5.2
MIGRANT	0	0	0.0
TITLE 1	0	0	0.0
HOMELESS	0	0	0.0
GIFTED AND TALENTED	47	0	0.0
	PUPIL COUNT -----	TOTAL DROPOUTS -----	RATE -----
DISTRICT TOTALS (EXCLUDING ALTERNATIVE SCHOOLS)			
AMERICAN INDIAN	18	2	11.1
ASIAN	9	0	0.0
BLACK	11	0	0.0
HISPANIC	49	2	4.1
WHITE	693	17	2.5
FEMALE	363	6	1.7



MALE	417	15	3.6
DISTRICT	780	21	2.7
INSTRUCTIONAL PROGRAM SERVICE TYPE			
STUDENTS WITH DISABILITIES	108	11	10.2
LIMITED ENGLISH PROFICIENT	0	0	0.0
ECONOMICALLY DISADVANTAGED	153	8	5.2
MIGRANT	0	0	0.0
TITLE 1	0	0	0.0
HOMELESS	0	0	0.0
GIFTED AND TALENTED	47	0	0.0



06/25/2007
10:01

Page : 166

	PUPIL COUNT	TOTAL DROPOUTS	RATE
	-----	-----	-----
DISTRICT TOTALS (ALTERNATIVE SCHOOLS ONLY)			
AMERICAN INDIAN	0	0	0.0
ASIAN	0	0	0.0
BLACK	0	0	0.0
HISPANIC	0	0	0.0
WHITE	0	0	0.0
FEMALE	0	0	0.0
MALE	0	0	0.0
DISTRICT	0	0	0.0
INSTRUCTIONAL PROGRAM SERVICE TYPE			
STUDENTS WITH DISABILITIES	0	0	0.0
LIMITED ENGLISH PROFICIENT	0	0	0.0
ECONOMICALLY DISADVANTAGED	0	0	0.0
MIGRANT	0	0	0.0
TITLE I	0	0	0.0
HOMELESS	0	0	0.0
GIFTED AND TALENTED	0	0	0.0



District: 2610 PARK COUNTY RE-2

	PUPIL COUNT	TOTAL DROPOUTS	RATE
	-----	-----	-----
DISTRICT TOTALS (INCLUDING ALTERNATIVE SCHOOLS)			
AMERICAN INDIAN	6	0	0.0
ASIAN	3	0	0.0
BLACK	6	0	0.0
HISPANIC	22	0	0.0
WHITE	240	3	1.3
FEMALE	131	0	0.0
MALE	146	3	2.1
DISTRICT	277	3	1.1
INSTRUCTIONAL PROGRAM SERVICE TYPE			
STUDENTS WITH DISABILITIES	32	0	0.0
LIMITED ENGLISH PROFICIENT	8	0	0.0
ECONOMICALLY DISADVANTAGED	95	0	0.0

DIST_DROP_IPST.lis

8/30/2007

MIGRANT	0	0	0.0
TITLE 1	10	0	0.0
HOMELESS	0	0	0.0
GIFTED AND TALENTED	7	0	0.0

	PUPIL COUNT -----	TOTAL DROPOUTS -----	RATE -----
DISTRICT TOTALS (EXCLUDING ALTERNATIVE SCHOOLS)			
AMERICAN INDIAN	6	0	0.0
ASIAN	3	0	0.0



06/25/2007
10:01

Page : 167

BLACK	6	0	0.0
HISPANIC	22	0	0.0
WHITE	240	3	1.3
FEMALE	131	0	0.0
MALE	146	3	2.1
DISTRICT	277	3	1.1

INSTRUCTIONAL PROGRAM SERVICE TYPE			
STUDENTS WITH DISABILITIES	32	0	0.0
LIMITED ENGLISH PROFICIENT	8	0	0.0
ECONOMICALLY DISADVANTAGED	95	0	0.0
MIGRANT	0	0	0.0
TITLE 1	10	0	0.0
HOMELESS	0	0	0.0
GIFTED AND TALENTED	7	0	0.0



	PUPIL COUNT	TOTAL DROPOUTS	RATE
	-----	-----	-----
DISTRICT TOTALS (ALTERNATIVE SCHOOLS ONLY)			
AMERICAN INDIAN	0	0	0.0
ASIAN	0	0	0.0
BLACK	0	0	0.0
HISPANIC	0	0	0.0
WHITE	0	0	0.0
FEMALE	0	0	0.0
MALE	0	0	0.0
DISTRICT	0	0	0.0
INSTRUCTIONAL PROGRAM SERVICE TYPE			
STUDENTS WITH DISABILITIES	0	0	0.0
LIMITED ENGLISH PROFICIENT	0	0	0.0
ECONOMICALLY DISADVANTAGED	0	0	0.0
MIGRANT	0	0	0.0
TITLE I	0	0	0.0
HOMELESS	0	0	0.0
GIFTED AND TALENTED	0	0	0.0

COUNTY : 48 PHILLIPS

District: 2620 HOLYOKE RE-1J

TOTAL

	PUPIL COUNT	DROPOUTS	RATE
	-----	-----	----
DISTRICT TOTALS (INCLUDING ALTERNATIVE SCHOOLS)			
AMERICAN INDIAN	0	0	0.0
ASIAN	2	0	0.0
BLACK	1	0	0.0
HISPANIC	85	3	3.5
WHITE	220	1	0.5
FEMALE	163	1	0.6
MALE	145	3	2.1
DISTRICT	308	4	1.3



06/25/2007
10:01

Page : 168

INSTRUCTIONAL PROGRAM SERVICE TYPE

STUDENTS WITH DISABILITIES	27	1	3.7
LIMITED ENGLISH PROFICIENT	30	1	3.3
ECONOMICALLY DISADVANTAGED	80	2	2.5
MIGRANT	9	0	0.0
TITLE 1	0	0	0.0
HOMELESS	5	0	0.0
GIFTED AND TALENTED	11	0	0.0

	PUPIL COUNT	TOTAL DROPOUTS	RATE
	-----	-----	-----

DISTRICT TOTALS (EXCLUDING ALTERNATIVE SCHOOLS)

AMERICAN INDIAN	0	0	0.0
ASIAN	2	0	0.0
BLACK	1	0	0.0
HISPANIC	85	3	3.5
WHITE	220	1	0.5
FEMALE	163	1	0.6
MALE	145	3	2.1
DISTRICT	308	4	1.3


INSTRUCTIONAL PROGRAM SERVICE TYPE

STUDENTS WITH DISABILITIES	27	1	3.7
LIMITED ENGLISH PROFICIENT	30	1	3.3
ECONOMICALLY DISADVANTAGED	80	2	2.5
MIGRANT	9	0	0.0
TITLE 1	0	0	0.0
HOMELESS	5	0	0.0
GIFTED AND TALENTED	11	0	0.0

	PUPIL COUNT	TOTAL DROPOUTS	RATE
	-----	-----	-----

DISTRICT TOTALS (ALTERNATIVE SCHOOLS ONLY)

AMERICAN INDIAN	0	0	0.0
ASIAN	0	0	0.0
BLACK	0	0	0.0
HISPANIC	0	0	0.0
WHITE	0	0	0.0
FEMALE	0	0	0.0



DIST_DROP_IPST.lis

8/30/2007

MALE	0	0	0.0
DISTRICT	0	0	0.0
INSTRUCTIONAL PROGRAM SERVICE TYPE			
STUDENTS WITH DISABILITIES	0	0	0.0
LIMITED ENGLISH PROFICIENT	0	0	0.0
ECONOMICALLY DISADVANTAGED	0	0	0.0
MIGRANT	0	0	0.0
TITLE I	0	0	0.0
HOMELESS	0	0	0.0
GIFTED AND TALENTED	0	0	0.0



06/25/2007
10:01

Page : 169

District: 2630 HAXTUN RE-2J

	PUPIL COUNT	TOTAL DROPOUTS	RATE
	-----	-----	----
DISTRICT TOTALS (INCLUDING ALTERNATIVE SCHOOLS)			
AMERICAN INDIAN	0	0	0.0
ASIAN	1	0	0.0
BLACK	0	0	0.0
HISPANIC	6	0	0.0
WHITE	146	2	1.4
FEMALE	82	1	1.2
MALE	71	1	1.4
DISTRICT	153	2	1.3
INSTRUCTIONAL PROGRAM SERVICE TYPE			
STUDENTS WITH DISABILITIES	5	0	0.0
LIMITED ENGLISH PROFICIENT	0	0	0.0
ECONOMICALLY DISADVANTAGED	42	1	2.4
MIGRANT	0	0	0.0
TITLE 1	0	0	0.0
HOMELESS	0	0	0.0
GIFTED AND TALENTED	4	0	0.0
	PUPIL COUNT	TOTAL DROPOUTS	RATE
	-----	-----	----
DISTRICT TOTALS (EXCLUDING ALTERNATIVE SCHOOLS)			
AMERICAN INDIAN	0	0	0.0
ASIAN	1	0	0.0
BLACK	0	0	0.0
HISPANIC	6	0	0.0
WHITE	146	2	1.4
FEMALE	82	1	1.2
MALE	71	1	1.4
DISTRICT	153	2	1.3
INSTRUCTIONAL PROGRAM SERVICE TYPE			
STUDENTS WITH DISABILITIES	5	0	0.0
LIMITED ENGLISH PROFICIENT	0	0	0.0
ECONOMICALLY DISADVANTAGED	42	1	2.4



DIST_DROP_IPST.lis

8/30/2007

MIGRANT	0	0	0.0
TITLE 1	0	0	0.0
HOMELESS	0	0	0.0
GIFTED AND TALENTED	4	0	0.0

	PUPIL COUNT -----	TOTAL DROPOUTS -----	RATE -----
DISTRICT TOTALS (ALTERNATIVE SCHOOLS ONLY)			
AMERICAN INDIAN	0	0	0.0
ASIAN	0	0	0.0



06/25/2007
10:01

Page : 170

BLACK	0	0	0.0
HISPANIC	0	0	0.0
WHITE	0	0	0.0
FEMALE	0	0	0.0
MALE	0	0	0.0
DISTRICT	0	0	0.0

INSTRUCTIONAL PROGRAM SERVICE TYPE			
STUDENTS WITH DISABILITIES	0	0	0.0
LIMITED ENGLISH PROFICIENT	0	0	0.0
ECONOMICALLY DISADVANTAGED	0	0	0.0
MIGRANT	0	0	0.0
TITLE I	0	0	0.0
HOMELESS	0	0	0.0
GIFTED AND TALENTED	0	0	0.0

COUNTY : 49 PITKIN

District: 2640 ASPEN 1



	PUPIL COUNT	TOTAL DROPOUTS	RATE
	-----	-----	----
DISTRICT TOTALS (INCLUDING ALTERNATIVE SCHOOLS)			
AMERICAN INDIAN	2	0	0.0
ASIAN	16	0	0.0
BLACK	4	0	0.0
HISPANIC	84	7	8.3
WHITE	754	5	0.7
FEMALE	401	2	0.5
MALE	459	10	2.2
DISTRICT	860	12	1.4
INSTRUCTIONAL PROGRAM SERVICE TYPE			
STUDENTS WITH DISABILITIES	49	0	0.0
LIMITED ENGLISH PROFICIENT	63	6	9.5
ECONOMICALLY DISADVANTAGED	18	1	5.6
MIGRANT	0	0	0.0
TITLE 1	0	0	0.0
HOMELESS	2	0	0.0
GIFTED AND TALENTED	55	0	0.0

TOTAL

	PUPIL COUNT	DROPOUTS	RATE
	-----	-----	----
DISTRICT TOTALS (EXCLUDING ALTERNATIVE SCHOOLS)			
AMERICAN INDIAN	2	0	0.0
ASIAN	16	0	0.0
BLACK	4	0	0.0
HISPANIC	84	7	8.3
WHITE	754	5	0.7
FEMALE	401	2	0.5
MALE	459	10	2.2
DISTRICT	860	12	1.4



06/25/2007
10:01

Page : 171

INSTRUCTIONAL PROGRAM SERVICE TYPE

STUDENTS WITH DISABILITIES	49	0	0.0
LIMITED ENGLISH PROFICIENT	63	6	9.5
ECONOMICALLY DISADVANTAGED	18	1	5.6
MIGRANT	0	0	0.0
TITLE 1	0	0	0.0
HOMELESS	2	0	0.0
GIFTED AND TALENTED	55	0	0.0

	PUPIL COUNT	TOTAL DROPOUTS	RATE
	-----	-----	-----

DISTRICT TOTALS (ALTERNATIVE SCHOOLS ONLY)

AMERICAN INDIAN	0	0	0.0
ASIAN	0	0	0.0
BLACK	0	0	0.0
HISPANIC	0	0	0.0
WHITE	0	0	0.0
FEMALE	0	0	0.0
MALE	0	0	0.0
DISTRICT	0	0	0.0

INSTRUCTIONAL PROGRAM SERVICE TYPE

STUDENTS WITH DISABILITIES	0	0	0.0
LIMITED ENGLISH PROFICIENT	0	0	0.0
ECONOMICALLY DISADVANTAGED	0	0	0.0
MIGRANT	0	0	0.0
TITLE I	0	0	0.0
HOMELESS	0	0	0.0
GIFTED AND TALENTED	0	0	0.0

COUNTY : 50 PROWERS

District: 2650 GRANADA RE-1

	PUPIL COUNT	TOTAL DROPOUTS	RATE
	-----	-----	-----

DISTRICT TOTALS (INCLUDING ALTERNATIVE SCHOOLS)

AMERICAN INDIAN	0	0	0.0
ASIAN	0	0	0.0

BLACK	0	0	0.0
HISPANIC	106	2	1.9
WHITE	44	0	0.0
FEMALE	56	2	3.6
MALE	94	0	0.0
DISTRICT	150	2	1.3
INSTRUCTIONAL PROGRAM SERVICE TYPE			
STUDENTS WITH DISABILITIES	12	1	8.3
LIMITED ENGLISH PROFICIENT	19	0	0.0
ECONOMICALLY DISADVANTAGED	90	1	1.1
MIGRANT	21	0	0.0



06/25/2007
10:01

Page : 172

	PUPIL COUNT	TOTAL DROPOUTS	RATE
	-----	-----	-----
TITLE 1	0	0	0.0
HOMELESS	0	0	0.0
GIFTED AND TALENTED	8	0	0.0
DISTRICT TOTALS (EXCLUDING ALTERNATIVE SCHOOLS)			
AMERICAN INDIAN	0	0	0.0
ASIAN	0	0	0.0
BLACK	0	0	0.0
HISPANIC	106	2	1.9
WHITE	44	0	0.0
FEMALE	56	2	3.6
MALE	94	0	0.0
DISTRICT	150	2	1.3
INSTRUCTIONAL PROGRAM SERVICE TYPE			
STUDENTS WITH DISABILITIES	12	1	8.3
LIMITED ENGLISH PROFICIENT	19	0	0.0
ECONOMICALLY DISADVANTAGED	90	1	1.1
MIGRANT	21	0	0.0
TITLE 1	0	0	0.0
HOMELESS	0	0	0.0
GIFTED AND TALENTED	8	0	0.0
DISTRICT TOTALS (ALTERNATIVE SCHOOLS ONLY)			
AMERICAN INDIAN	0	0	0.0
ASIAN	0	0	0.0
BLACK	0	0	0.0
HISPANIC	0	0	0.0
WHITE	0	0	0.0
FEMALE	0	0	0.0
MALE	0	0	0.0
DISTRICT	0	0	0.0
INSTRUCTIONAL PROGRAM SERVICE TYPE			
STUDENTS WITH DISABILITIES	0	0	0.0
LIMITED ENGLISH PROFICIENT	0	0	0.0



DIST_DROP_IPST.lis

8/30/2007

ECONOMICALLY DISADVANTAGED	0	0	0.0
MIGRANT	0	0	0.0
TITLE I	0	0	0.0
HOMELESS	0	0	0.0
GIFTED AND TALENTED	0	0	0.0

District: 2660 LAMAR RE-2



06/25/2007
10:01

Page : 173

	PUPIL COUNT	TOTAL DROPOUTS	RATE
	-----	-----	-----
DISTRICT TOTALS (INCLUDING ALTERNATIVE SCHOOLS)			
AMERICAN INDIAN	5	0	0.0
ASIAN	6	0	0.0
BLACK	11	0	0.0
HISPANIC	365	41	11.2
WHITE	416	22	5.3
FEMALE	378	22	5.8
MALE	425	41	9.6
DISTRICT	803	63	7.8
INSTRUCTIONAL PROGRAM SERVICE TYPE			
STUDENTS WITH DISABILITIES	75	9	12.0
LIMITED ENGLISH PROFICIENT	40	7	17.5
ECONOMICALLY DISADVANTAGED	362	23	6.4
MIGRANT	27	1	3.7
TITLE 1	0	0	0.0
HOMELESS	7	4	57.1
GIFTED AND TALENTED	111	1	0.9
	PUPIL COUNT	TOTAL DROPOUTS	RATE
	-----	-----	-----
DISTRICT TOTALS (EXCLUDING ALTERNATIVE SCHOOLS)			
AMERICAN INDIAN	5	0	0.0
ASIAN	6	0	0.0
BLACK	11	0	0.0
HISPANIC	364	41	11.3
WHITE	414	22	5.3
FEMALE	376	22	5.9
MALE	424	41	9.7
DISTRICT	800	63	7.9
INSTRUCTIONAL PROGRAM SERVICE TYPE			
STUDENTS WITH DISABILITIES	75	9	12.0
LIMITED ENGLISH PROFICIENT	40	7	17.5
ECONOMICALLY DISADVANTAGED	362	23	6.4
MIGRANT	27	1	3.7
TITLE 1	0	0	0.0



HOMELESS	7	4	57.1
GIFTED AND TALENTED	111	1	0.9
	PUPIL COUNT	TOTAL DROPOUTS	RATE
	-----	-----	-----
DISTRICT TOTALS (ALTERNATIVE SCHOOLS ONLY)			
AMERICAN INDIAN	0	0	0.0
ASIAN	0	0	0.0
BLACK	0	0	0.0
HISPANIC	1	0	0.0




06/25/2007
10:01

Page : 174

WHITE	2	0	0.0
FEMALE	2	0	0.0
MALE	1	0	0.0
DISTRICT	3	0	0.0

INSTRUCTIONAL PROGRAM SERVICE TYPE			
STUDENTS WITH DISABILITIES	0	0	0.0
LIMITED ENGLISH PROFICIENT	0	0	0.0
ECONOMICALLY DISADVANTAGED	0	0	0.0
MIGRANT	0	0	0.0
TITLE I	0	0	0.0
HOMELESS	0	0	0.0
GIFTED AND TALENTED	0	0	0.0

District: 2670 HOLLY RE-3



	PUPIL COUNT	TOTAL DROPOUTS	RATE
	-----	-----	-----
DISTRICT TOTALS (INCLUDING ALTERNATIVE SCHOOLS)			
AMERICAN INDIAN	0	0	0.0
ASIAN	0	0	0.0
BLACK	0	0	0.0
HISPANIC	52	3	5.8
WHITE	99	0	0.0
FEMALE	71	0	0.0
MALE	80	3	3.8
DISTRICT	151	3	2.0
INSTRUCTIONAL PROGRAM SERVICE TYPE			
STUDENTS WITH DISABILITIES	11	0	0.0
LIMITED ENGLISH PROFICIENT	26	1	3.8
ECONOMICALLY DISADVANTAGED	79	3	3.8
MIGRANT	0	0	0.0
TITLE 1	0	0	0.0
HOMELESS	0	0	0.0
GIFTED AND TALENTED	18	0	0.0
	PUPIL COUNT	TOTAL DROPOUTS	RATE
	-----	-----	-----

DISTRICT TOTALS (EXCLUDING ALTERNATIVE SCHOOLS)

DIST_DROP_IPST.lis

8/30/2007

AMERICAN INDIAN	0	0	0.0
ASIAN	0	0	0.0
BLACK	0	0	0.0
HISPANIC	52	3	5.8
WHITE	99	0	0.0
FEMALE	71	0	0.0
MALE	80	3	3.8
DISTRICT	151	3	2.0
INSTRUCTIONAL PROGRAM SERVICE TYPE			
STUDENTS WITH DISABILITIES	11	0	0.0
LIMITED ENGLISH PROFICIENT	26	1	3.8



06/25/2007
10:01

Page : 175

ECONOMICALLY DISADVANTAGED	79	3	3.8
MIGRANT	0	0	0.0
TITLE 1	0	0	0.0
HOMELESS	0	0	0.0
GIFTED AND TALENTED	18	0	0.0
	PUPIL COUNT	TOTAL DROPOUTS	RATE
	-----	-----	----
DISTRICT TOTALS (ALTERNATIVE SCHOOLS ONLY)			
AMERICAN INDIAN	0	0	0.0
ASIAN	0	0	0.0
BLACK	0	0	0.0
HISPANIC	0	0	0.0
WHITE	0	0	0.0
FEMALE	0	0	0.0
MALE	0	0	0.0
DISTRICT	0	0	0.0
INSTRUCTIONAL PROGRAM SERVICE TYPE			
STUDENTS WITH DISABILITIES	0	0	0.0
LIMITED ENGLISH PROFICIENT	0	0	0.0
ECONOMICALLY DISADVANTAGED	0	0	0.0
MIGRANT	0	0	0.0
TITLE I	0	0	0.0
HOMELESS	0	0	0.0
GIFTED AND TALENTED	0	0	0.0

District: 2680 WILEY RE-13 JT



	PUPIL COUNT	TOTAL DROPOUTS	RATE
	-----	-----	----
DISTRICT TOTALS (INCLUDING ALTERNATIVE SCHOOLS)			
AMERICAN INDIAN	1	0	0.0
ASIAN	1	0	0.0
BLACK	1	0	0.0
HISPANIC	28	0	0.0
WHITE	125	1	0.8
FEMALE	83	0	0.0
MALE	73	1	1.4
DISTRICT	156	1	0.6

INSTRUCTIONAL PROGRAM SERVICE TYPE			
STUDENTS WITH DISABILITIES	8	0	0.0
LIMITED ENGLISH PROFICIENT	2	0	0.0
ECONOMICALLY DISADVANTAGED	68	1	1.5
MIGRANT	0	0	0.0
TITLE 1	0	0	0.0
HOMELESS	0	0	0.0
GIFTED AND TALENTED	27	0	0.0



06/25/2007
10:01

Page : 176

	PUPIL COUNT	TOTAL DROPOUTS	RATE
	-----	-----	-----
DISTRICT TOTALS (EXCLUDING ALTERNATIVE SCHOOLS)			
AMERICAN INDIAN	1	0	0.0
ASIAN	1	0	0.0
BLACK	1	0	0.0
HISPANIC	28	0	0.0
WHITE	125	1	0.8
FEMALE	83	0	0.0
MALE	73	1	1.4
DISTRICT	156	1	0.6
INSTRUCTIONAL PROGRAM SERVICE TYPE			
STUDENTS WITH DISABILITIES	8	0	0.0
LIMITED ENGLISH PROFICIENT	2	0	0.0
ECONOMICALLY DISADVANTAGED	68	1	1.5
MIGRANT	0	0	0.0
TITLE 1	0	0	0.0
HOMELESS	0	0	0.0
GIFTED AND TALENTED	27	0	0.0
	PUPIL COUNT	TOTAL DROPOUTS	RATE
	-----	-----	-----
DISTRICT TOTALS (ALTERNATIVE SCHOOLS ONLY)			
AMERICAN INDIAN	0	0	0.0
ASIAN	0	0	0.0
BLACK	0	0	0.0
HISPANIC	0	0	0.0
WHITE	0	0	0.0
FEMALE	0	0	0.0
MALE	0	0	0.0
DISTRICT	0	0	0.0
INSTRUCTIONAL PROGRAM SERVICE TYPE			
STUDENTS WITH DISABILITIES	0	0	0.0
LIMITED ENGLISH PROFICIENT	0	0	0.0
ECONOMICALLY DISADVANTAGED	0	0	0.0
MIGRANT	0	0	0.0
TITLE I	0	0	0.0



DIST_DROP_IPST.lis

8/30/2007

HOMELESS
GIFTED AND TALENTED

0
0

0
0

0.0
0.0

COUNTY : 51 PUEBLO

District: 2690 PUEBLO CITY 60

PUPIL COUNT	TOTAL DROPOUTS	RATE
-----	-----	-----

DISTRICT TOTALS (INCLUDING ALTERNATIVE SCHOOLS)



06/25/2007
10:01

Page : 177

AMERICAN INDIAN	161	11	6.8
ASIAN	74	2	2.7
BLACK	257	8	3.1
HISPANIC	5,137	347	6.8
WHITE	3,458	126	3.6
FEMALE	4,374	223	5.1
MALE	4,713	271	5.8
DISTRICT	9,087	494	5.4

INSTRUCTIONAL PROGRAM SERVICE TYPE

STUDENTS WITH DISABILITIES	1,005	79	7.9
LIMITED ENGLISH PROFICIENT	361	45	12.5
ECONOMICALLY DISADVANTAGED	5,377	356	6.6
MIGRANT	41	0	0.0
TITLE 1	1,762	130	7.4
HOMELESS	342	22	6.4
GIFTED AND TALENTED	549	0	0.0



	PUPIL COUNT	TOTAL DROPOUTS	RATE
	-----	-----	----
DISTRICT TOTALS (EXCLUDING ALTERNATIVE SCHOOLS)			
AMERICAN INDIAN	141	9	6.4
ASIAN	73	2	2.7
BLACK	230	3	1.3
HISPANIC	4,516	149	3.3
WHITE	3,236	69	2.1
FEMALE	3,980	115	2.9
MALE	4,216	117	2.8
DISTRICT	8,196	232	2.8

INSTRUCTIONAL PROGRAM SERVICE TYPE

STUDENTS WITH DISABILITIES	915	50	5.5
LIMITED ENGLISH PROFICIENT	309	25	8.1
ECONOMICALLY DISADVANTAGED	4,785	185	3.9
MIGRANT	41	0	0.0
TITLE 1	1,474	59	4.0
HOMELESS	282	14	5.0
GIFTED AND TALENTED	544	0	0.0

PUPIL COUNT	TOTAL DROPOUTS	RATE
-----	-----	----

DISTRICT TOTALS (ALTERNATIVE SCHOOLS ONLY)

AMERICAN INDIAN	20	2	10.0
ASIAN	1	0	0.0
BLACK	27	5	18.5
HISPANIC	621	198	31.9
WHITE	222	57	25.7
FEMALE	394	108	27.4
MALE	497	154	31.0
DISTRICT	891	262	29.4

INSTRUCTIONAL PROGRAM SERVICE TYPE




06/25/2007
10:01

Page : 178

STUDENTS WITH DISABILITIES	90	29	32.2
LIMITED ENGLISH PROFICIENT	52	20	38.5
ECONOMICALLY DISADVANTAGED	592	171	28.9
MIGRANT	0	0	0.0
TITLE I	288	71	24.7
HOMELESS	60	8	13.3
GIFTED AND TALENTED	5	0	0.0

District: 2700 PUEBLO COUNTY RURAL 70

	PUPIL COUNT	TOTAL DROPOUTS	RATE
	-----	-----	-----
DISTRICT TOTALS (INCLUDING ALTERNATIVE SCHOOLS)			
AMERICAN INDIAN	47	3	6.4
ASIAN	36	1	2.8
BLACK	63	1	1.6
HISPANIC	1,179	53	4.5
WHITE	3,238	73	2.3
FEMALE	2,270	61	2.7
MALE	2,293	70	3.1
DISTRICT	4,563	131	2.9
INSTRUCTIONAL PROGRAM SERVICE TYPE			
STUDENTS WITH DISABILITIES	463	24	5.2
LIMITED ENGLISH PROFICIENT	89	10	11.2
ECONOMICALLY DISADVANTAGED	1,593	65	4.1
MIGRANT	32	5	15.6
TITLE 1	0	0	0.0
HOMELESS	5	0	0.0
GIFTED AND TALENTED	678	3	0.4
	PUPIL COUNT	TOTAL DROPOUTS	RATE
	-----	-----	-----
DISTRICT TOTALS (EXCLUDING ALTERNATIVE SCHOOLS)			
AMERICAN INDIAN	43	3	7.0
ASIAN	35	1	2.9
BLACK	62	1	1.6
HISPANIC	1,141	43	3.8
WHITE	3,169	64	2.0
FEMALE	2,248	56	2.5



MALE	2,202	56	2.5
DISTRICT	4,450	112	2.5
INSTRUCTIONAL PROGRAM SERVICE TYPE			
STUDENTS WITH DISABILITIES	436	18	4.1
LIMITED ENGLISH PROFICIENT	81	7	8.6
ECONOMICALLY DISADVANTAGED	1,519	52	3.4
MIGRANT	31	5	16.1
TITLE 1	0	0	0.0
HOMELESS	5	0	0.0
GIFTED AND TALENTED	676	3	0.4



06/25/2007
10:01

Page : 179

	PUPIL COUNT	TOTAL DROPOUTS	RATE
	-----	-----	-----
DISTRICT TOTALS (ALTERNATIVE SCHOOLS ONLY)			
AMERICAN INDIAN	4	0	0.0
ASIAN	1	0	0.0
BLACK	1	0	0.0
HISPANIC	38	10	26.3
WHITE	69	9	13.0
FEMALE	22	5	22.7
MALE	91	14	15.4
DISTRICT	113	19	16.8

INSTRUCTIONAL PROGRAM SERVICE TYPE

STUDENTS WITH DISABILITIES	27	6	22.2
LIMITED ENGLISH PROFICIENT	8	3	37.5
ECONOMICALLY DISADVANTAGED	74	13	17.6
MIGRANT	1	0	0.0
TITLE I	0	0	0.0
HOMELESS	0	0	0.0
GIFTED AND TALENTED	2	0	0.0

COUNTY : 52 RIO BLANCO

District: 2710 MEEKER RE1

	PUPIL COUNT	TOTAL DROPOUTS	RATE
	-----	-----	-----
DISTRICT TOTALS (INCLUDING ALTERNATIVE SCHOOLS)			
AMERICAN INDIAN	5	0	0.0
ASIAN	1	0	0.0
BLACK	0	0	0.0
HISPANIC	26	0	0.0
WHITE	285	10	3.5
FEMALE	142	3	2.1
MALE	175	7	4.0
DISTRICT	317	10	3.2
INSTRUCTIONAL PROGRAM SERVICE TYPE			
STUDENTS WITH DISABILITIES	45	3	6.7

DIST_DROP_IPST.lis

8/30/2007

LIMITED ENGLISH PROFICIENT	5	0	0.0
ECONOMICALLY DISADVANTAGED	73	2	2.7
MIGRANT	0	0	0.0
TITLE 1	13	0	0.0
HOMELESS	0	0	0.0
GIFTED AND TALENTED	48	1	2.1

	PUPIL COUNT	TOTAL DROPOUTS	RATE
	-----	-----	-----

DISTRICT TOTALS (EXCLUDING ALTERNATIVE SCHOOLS)




	PUPIL COUNT	DROPOUTS	RATE
	-----	-----	----
DISTRICT TOTALS (INCLUDING ALTERNATIVE SCHOOLS)			
AMERICAN INDIAN	10	1	10.0
ASIAN	0	0	0.0
BLACK	1	0	0.0
HISPANIC	28	2	7.1
WHITE	270	5	1.9
FEMALE	140	5	3.6
MALE	169	3	1.8
DISTRICT	309	8	2.6



06/25/2007
10:01

Page : 181

INSTRUCTIONAL PROGRAM SERVICE TYPE	PUPIL COUNT	TOTAL DROPOUTS	RATE
	-----	-----	-----
STUDENTS WITH DISABILITIES	47	2	4.3
LIMITED ENGLISH PROFICIENT	1	0	0.0
ECONOMICALLY DISADVANTAGED	56	1	1.8
MIGRANT	0	0	0.0
TITLE 1	0	0	0.0
HOMELESS	0	0	0.0
GIFTED AND TALENTED	7	0	0.0
DISTRICT TOTALS (EXCLUDING ALTERNATIVE SCHOOLS)			
AMERICAN INDIAN	10	1	10.0
ASIAN	0	0	0.0
BLACK	1	0	0.0
HISPANIC	28	2	7.1
WHITE	270	5	1.9
FEMALE	140	5	3.6
MALE	169	3	1.8
DISTRICT	309	8	2.6
INSTRUCTIONAL PROGRAM SERVICE TYPE			
STUDENTS WITH DISABILITIES	47	2	4.3
LIMITED ENGLISH PROFICIENT	1	0	0.0
ECONOMICALLY DISADVANTAGED	56	1	1.8
MIGRANT	0	0	0.0
TITLE 1	0	0	0.0
HOMELESS	0	0	0.0
GIFTED AND TALENTED	7	0	0.0
DISTRICT TOTALS (ALTERNATIVE SCHOOLS ONLY)			
AMERICAN INDIAN	0	0	0.0
ASIAN	0	0	0.0
BLACK	0	0	0.0
HISPANIC	0	0	0.0
WHITE	0	0	0.0
FEMALE	0	0	0.0



DIST_DROP_IPST.lis

8/30/2007

MALE	0	0	0.0
DISTRICT	0	0	0.0
INSTRUCTIONAL PROGRAM SERVICE TYPE			
STUDENTS WITH DISABILITIES	0	0	0.0
LIMITED ENGLISH PROFICIENT	0	0	0.0
ECONOMICALLY DISADVANTAGED	0	0	0.0
MIGRANT	0	0	0.0
TITLE I	0	0	0.0
HOMELESS	0	0	0.0
GIFTED AND TALENTED	0	0	0.0



06/25/2007
10:01

Page : 182

COUNTY : 53 RIO GRANDE

District: 2730 DEL NORTE C-7

	PUPIL COUNT	TOTAL DROPOUTS	RATE
	-----	-----	-----
DISTRICT TOTALS (INCLUDING ALTERNATIVE SCHOOLS)			
AMERICAN INDIAN	8	1	12.5
ASIAN	1	0	0.0
BLACK	3	0	0.0
HISPANIC	170	1	0.6
WHITE	153	2	1.3
FEMALE	163	0	0.0
MALE	172	4	2.3
DISTRICT	335	4	1.2
INSTRUCTIONAL PROGRAM SERVICE TYPE			
STUDENTS WITH DISABILITIES	43	1	2.3
LIMITED ENGLISH PROFICIENT	5	0	0.0
ECONOMICALLY DISADVANTAGED	173	2	1.2
MIGRANT	0	0	0.0
TITLE 1	27	0	0.0
HOMELESS	0	0	0.0
GIFTED AND TALENTED	4	0	0.0
	PUPIL COUNT	TOTAL DROPOUTS	RATE
	-----	-----	-----
DISTRICT TOTALS (EXCLUDING ALTERNATIVE SCHOOLS)			
AMERICAN INDIAN	8	1	12.5
ASIAN	1	0	0.0
BLACK	3	0	0.0
HISPANIC	170	1	0.6
WHITE	153	2	1.3
FEMALE	163	0	0.0
MALE	172	4	2.3
DISTRICT	335	4	1.2
INSTRUCTIONAL PROGRAM SERVICE TYPE			
STUDENTS WITH DISABILITIES	43	1	2.3



DIST_DROP_IPST.lis

8/30/2007

LIMITED ENGLISH PROFICIENT	5	0	0.0
ECONOMICALLY DISADVANTAGED	173	2	1.2
MIGRANT	0	0	0.0
TITLE 1	27	0	0.0
HOMELESS	0	0	0.0
GIFTED AND TALENTED	4	0	0.0

	PUPIL COUNT	TOTAL DROPOUTS	RATE
	-----	-----	-----

DISTRICT TOTALS (ALTERNATIVE SCHOOLS ONLY)



06/25/2007
10:01

Page : 183

AMERICAN INDIAN	0	0	0.0
ASIAN	0	0	0.0
BLACK	0	0	0.0
HISPANIC	0	0	0.0
WHITE	0	0	0.0
FEMALE	0	0	0.0
MALE	0	0	0.0
DISTRICT	0	0	0.0

INSTRUCTIONAL PROGRAM SERVICE TYPE			
STUDENTS WITH DISABILITIES	0	0	0.0
LIMITED ENGLISH PROFICIENT	0	0	0.0
ECONOMICALLY DISADVANTAGED	0	0	0.0
MIGRANT	0	0	0.0
TITLE I	0	0	0.0
HOMELESS	0	0	0.0
GIFTED AND TALENTED	0	0	0.0

District: 2740 MONTE VISTA C-8



	PUPIL COUNT	TOTAL DROPOUTS	RATE
	-----	-----	----
DISTRICT TOTALS (INCLUDING ALTERNATIVE SCHOOLS)			
AMERICAN INDIAN	10	2	20.0
ASIAN	8	1	12.5
BLACK	12	0	0.0
HISPANIC	491	52	10.6
WHITE	324	17	5.2
FEMALE	454	38	8.4
MALE	391	34	8.7
DISTRICT	845	72	8.5
INSTRUCTIONAL PROGRAM SERVICE TYPE			
STUDENTS WITH DISABILITIES	73	2	2.7
LIMITED ENGLISH PROFICIENT	41	2	4.9
ECONOMICALLY DISADVANTAGED	345	9	2.6
MIGRANT	25	1	4.0
TITLE 1	0	0	0.0
HOMELESS	0	0	0.0
GIFTED AND TALENTED	118	0	0.0

TOTAL

	PUPIL COUNT	DROPOUTS	RATE
	-----	-----	----
DISTRICT TOTALS (EXCLUDING ALTERNATIVE SCHOOLS)			
AMERICAN INDIAN	6	0	0.0
ASIAN	5	1	20.0
BLACK	6	0	0.0
HISPANIC	347	16	4.6
WHITE	184	1	0.5
FEMALE	279	10	3.6
MALE	269	8	3.0
DISTRICT	548	18	3.3



06/25/2007
10:01

Page : 184

INSTRUCTIONAL PROGRAM SERVICE TYPE

STUDENTS WITH DISABILITIES	56	0	0.0
LIMITED ENGLISH PROFICIENT	40	2	5.0
ECONOMICALLY DISADVANTAGED	279	6	2.2
MIGRANT	19	1	5.3
TITLE 1	0	0	0.0
HOMELESS	0	0	0.0
GIFTED AND TALENTED	118	0	0.0

	PUPIL COUNT	TOTAL DROPOUTS	RATE
	-----	-----	-----

DISTRICT TOTALS (ALTERNATIVE SCHOOLS ONLY)

AMERICAN INDIAN	4	2	50.0
ASIAN	3	0	0.0
BLACK	6	0	0.0
HISPANIC	144	36	25.0
WHITE	140	16	11.4
FEMALE	175	28	16.0
MALE	122	26	21.3
DISTRICT	297	54	18.2

INSTRUCTIONAL PROGRAM SERVICE TYPE

STUDENTS WITH DISABILITIES	17	2	11.8
LIMITED ENGLISH PROFICIENT	1	0	0.0
ECONOMICALLY DISADVANTAGED	66	3	4.5
MIGRANT	6	0	0.0
TITLE I	0	0	0.0
HOMELESS	0	0	0.0
GIFTED AND TALENTED	0	0	0.0

District: 2750 SARGENT RE-33J

	PUPIL COUNT	TOTAL DROPOUTS	RATE
	-----	-----	-----

DISTRICT TOTALS (INCLUDING ALTERNATIVE SCHOOLS)

AMERICAN INDIAN	5	0	0.0
ASIAN	7	0	0.0
BLACK	2	0	0.0
HISPANIC	73	0	0.0

DIST_DROP_IPST.lis

8/30/2007

WHITE	166	0	0.0
FEMALE	130	0	0.0
MALE	123	0	0.0
DISTRICT	253	0	0.0
INSTRUCTIONAL PROGRAM SERVICE TYPE			
STUDENTS WITH DISABILITIES	10	0	0.0
LIMITED ENGLISH PROFICIENT	5	0	0.0
ECONOMICALLY DISADVANTAGED	113	0	0.0
MIGRANT	8	0	0.0
TITLE 1	89	0	0.0
HOMELESS	0	0	0.0



06/25/2007
10:01

Page : 185

	PUPIL COUNT	TOTAL DROPOUTS	RATE
	-----	-----	-----
GIFTED AND TALENTED	26	0	0.0
DISTRICT TOTALS (EXCLUDING ALTERNATIVE SCHOOLS)			
AMERICAN INDIAN	5	0	0.0
ASIAN	7	0	0.0
BLACK	2	0	0.0
HISPANIC	73	0	0.0
WHITE	166	0	0.0
FEMALE	130	0	0.0
MALE	123	0	0.0
DISTRICT	253	0	0.0
INSTRUCTIONAL PROGRAM SERVICE TYPE			
STUDENTS WITH DISABILITIES	10	0	0.0
LIMITED ENGLISH PROFICIENT	5	0	0.0
ECONOMICALLY DISADVANTAGED	113	0	0.0
MIGRANT	8	0	0.0
TITLE 1	89	0	0.0
HOMELESS	0	0	0.0
GIFTED AND TALENTED	26	0	0.0
DISTRICT TOTALS (ALTERNATIVE SCHOOLS ONLY)			
AMERICAN INDIAN	0	0	0.0
ASIAN	0	0	0.0
BLACK	0	0	0.0
HISPANIC	0	0	0.0
WHITE	0	0	0.0
FEMALE	0	0	0.0
MALE	0	0	0.0
DISTRICT	0	0	0.0
INSTRUCTIONAL PROGRAM SERVICE TYPE			
STUDENTS WITH DISABILITIES	0	0	0.0
LIMITED ENGLISH PROFICIENT	0	0	0.0
ECONOMICALLY DISADVANTAGED	0	0	0.0
MIGRANT	0	0	0.0



DIST_DROP_IPST.lis

8/30/2007

TITLE I	0	0	0.0
HOMELESS	0	0	0.0
GIFTED AND TALENTED	0	0	0.0

COUNTY : 54 ROUTT

District: 2760 HAYDEN RE-1



06/25/2007
10:01

Page : 186

	PUPIL COUNT	TOTAL DROPOUTS	RATE
	-----	-----	-----
DISTRICT TOTALS (INCLUDING ALTERNATIVE SCHOOLS)			
AMERICAN INDIAN	5	0	0.0
ASIAN	1	0	0.0
BLACK	0	0	0.0
HISPANIC	16	0	0.0
WHITE	248	7	2.8
FEMALE	139	4	2.9
MALE	131	3	2.3
DISTRICT	270	7	2.6
INSTRUCTIONAL PROGRAM SERVICE TYPE			
STUDENTS WITH DISABILITIES	48	2	4.2
LIMITED ENGLISH PROFICIENT	0	0	0.0
ECONOMICALLY DISADVANTAGED	33	1	3.0
MIGRANT	0	0	0.0
TITLE 1	0	0	0.0
HOMELESS	0	0	0.0
GIFTED AND TALENTED	0	0	0.0
	PUPIL COUNT	TOTAL DROPOUTS	RATE
	-----	-----	-----
DISTRICT TOTALS (EXCLUDING ALTERNATIVE SCHOOLS)			
AMERICAN INDIAN	5	0	0.0
ASIAN	1	0	0.0
BLACK	0	0	0.0
HISPANIC	16	0	0.0
WHITE	248	7	2.8
FEMALE	139	4	2.9
MALE	131	3	2.3
DISTRICT	270	7	2.6
INSTRUCTIONAL PROGRAM SERVICE TYPE			
STUDENTS WITH DISABILITIES	48	2	4.2
LIMITED ENGLISH PROFICIENT	0	0	0.0
ECONOMICALLY DISADVANTAGED	33	1	3.0
MIGRANT	0	0	0.0
TITLE 1	0	0	0.0



HOMELESS	0	0	0.0
GIFTED AND TALENTED	0	0	0.0
	PUPIL COUNT	TOTAL DROPOUTS	RATE
	-----	-----	-----
DISTRICT TOTALS (ALTERNATIVE SCHOOLS ONLY)			
AMERICAN INDIAN	0	0	0.0
ASIAN	0	0	0.0
BLACK	0	0	0.0
HISPANIC	0	0	0.0




06/25/2007
10:01

Page : 187

WHITE	0	0	0.0
FEMALE	0	0	0.0
MALE	0	0	0.0
DISTRICT	0	0	0.0

INSTRUCTIONAL PROGRAM SERVICE TYPE			
STUDENTS WITH DISABILITIES	0	0	0.0
LIMITED ENGLISH PROFICIENT	0	0	0.0
ECONOMICALLY DISADVANTAGED	0	0	0.0
MIGRANT	0	0	0.0
TITLE I	0	0	0.0
HOMELESS	0	0	0.0
GIFTED AND TALENTED	0	0	0.0

District: 2770 STEAMBOAT SPRINGS RE-2



	PUPIL COUNT	TOTAL DROPOUTS	RATE
	-----	-----	-----
DISTRICT TOTALS (INCLUDING ALTERNATIVE SCHOOLS)			
AMERICAN INDIAN	14	1	7.1
ASIAN	11	0	0.0
BLACK	4	0	0.0
HISPANIC	50	7	14.0
WHITE	1,019	21	2.1
FEMALE	490	12	2.4
MALE	608	17	2.8
DISTRICT	1,098	29	2.6
INSTRUCTIONAL PROGRAM SERVICE TYPE			
STUDENTS WITH DISABILITIES	147	1	0.7
LIMITED ENGLISH PROFICIENT	29	6	20.7
ECONOMICALLY DISADVANTAGED	62	5	8.1
MIGRANT	13	4	30.8
TITLE 1	0	0	0.0
HOMELESS	0	0	0.0
GIFTED AND TALENTED	0	0	0.0
	PUPIL COUNT	TOTAL DROPOUTS	RATE
	-----	-----	-----

DISTRICT TOTALS (EXCLUDING ALTERNATIVE SCHOOLS)

AMERICAN INDIAN	14	1	7.1
ASIAN	11	0	0.0
BLACK	4	0	0.0
HISPANIC	50	7	14.0
WHITE	1,019	21	2.1
FEMALE	490	12	2.4
MALE	608	17	2.8
DISTRICT	1,098	29	2.6
INSTRUCTIONAL PROGRAM SERVICE TYPE			
STUDENTS WITH DISABILITIES	147	1	0.7
LIMITED ENGLISH PROFICIENT	29	6	20.7



06/25/2007
10:01

Page : 188

ECONOMICALLY DISADVANTAGED	62	5	8.1
MIGRANT	13	4	30.8
TITLE 1	0	0	0.0
HOMELESS	0	0	0.0
GIFTED AND TALENTED	0	0	0.0

	PUPIL COUNT -----	TOTAL DROPOUTS -----	RATE -----
DISTRICT TOTALS (ALTERNATIVE SCHOOLS ONLY)			
AMERICAN INDIAN	0	0	0.0
ASIAN	0	0	0.0
BLACK	0	0	0.0
HISPANIC	0	0	0.0
WHITE	0	0	0.0
FEMALE	0	0	0.0
MALE	0	0	0.0
DISTRICT	0	0	0.0
INSTRUCTIONAL PROGRAM SERVICE TYPE			
STUDENTS WITH DISABILITIES	0	0	0.0
LIMITED ENGLISH PROFICIENT	0	0	0.0
ECONOMICALLY DISADVANTAGED	0	0	0.0
MIGRANT	0	0	0.0
TITLE I	0	0	0.0
HOMELESS	0	0	0.0
GIFTED AND TALENTED	0	0	0.0



District: 2780 SOUTH ROUTT RE 3

	PUPIL COUNT -----	TOTAL DROPOUTS -----	RATE -----
DISTRICT TOTALS (INCLUDING ALTERNATIVE SCHOOLS)			
AMERICAN INDIAN	5	0	0.0
ASIAN	1	0	0.0
BLACK	0	0	0.0
HISPANIC	14	0	0.0
WHITE	211	2	0.9
FEMALE	116	2	1.7
MALE	115	0	0.0
DISTRICT	231	2	0.9

INSTRUCTIONAL PROGRAM SERVICE TYPE			
STUDENTS WITH DISABILITIES	25	0	0.0
LIMITED ENGLISH PROFICIENT	4	0	0.0
ECONOMICALLY DISADVANTAGED	64	0	0.0
MIGRANT	0	0	0.0
TITLE 1	0	0	0.0
HOMELESS	0	0	0.0
GIFTED AND TALENTED	0	0	0.0



06/25/2007
10:01

Page : 189

	PUPIL COUNT	TOTAL DROPOUTS	RATE
	-----	-----	-----
DISTRICT TOTALS (EXCLUDING ALTERNATIVE SCHOOLS)			
AMERICAN INDIAN	5	0	0.0
ASIAN	1	0	0.0
BLACK	0	0	0.0
HISPANIC	14	0	0.0
WHITE	198	0	0.0
FEMALE	112	0	0.0
MALE	106	0	0.0
DISTRICT	218	0	0.0
INSTRUCTIONAL PROGRAM SERVICE TYPE			
STUDENTS WITH DISABILITIES	24	0	0.0
LIMITED ENGLISH PROFICIENT	4	0	0.0
ECONOMICALLY DISADVANTAGED	60	0	0.0
MIGRANT	0	0	0.0
TITLE 1	0	0	0.0
HOMELESS	0	0	0.0
GIFTED AND TALENTED	0	0	0.0
	PUPIL COUNT	TOTAL DROPOUTS	RATE
	-----	-----	-----
DISTRICT TOTALS (ALTERNATIVE SCHOOLS ONLY)			
AMERICAN INDIAN	0	0	0.0
ASIAN	0	0	0.0
BLACK	0	0	0.0
HISPANIC	0	0	0.0
WHITE	13	2	15.4
FEMALE	4	2	50.0
MALE	9	0	0.0
DISTRICT	13	2	15.4
INSTRUCTIONAL PROGRAM SERVICE TYPE			
STUDENTS WITH DISABILITIES	1	0	0.0
LIMITED ENGLISH PROFICIENT	0	0	0.0
ECONOMICALLY DISADVANTAGED	4	0	0.0
MIGRANT	0	0	0.0
TITLE I	0	0	0.0



DIST_DROP_IPST.lis

8/30/2007

HOMELESS
GIFTED AND TALENTED

0
0

0
0

0.0
0.0

COUNTY : 55 SAGUACHE

District: 2790 MOUNTAIN VALLEY RE 1

PUPIL COUNT	TOTAL DROPOUTS	RATE
-----	-----	-----

DISTRICT TOTALS (INCLUDING ALTERNATIVE SCHOOLS)



06/25/2007
10:01

Page : 190

AMERICAN INDIAN	2	0	0.0
ASIAN	1	0	0.0
BLACK	1	0	0.0
HISPANIC	32	1	3.1
WHITE	55	1	1.8
FEMALE	35	1	2.9
MALE	56	1	1.8
DISTRICT	91	2	2.2

INSTRUCTIONAL PROGRAM SERVICE TYPE

STUDENTS WITH DISABILITIES	14	0	0.0
LIMITED ENGLISH PROFICIENT	0	0	0.0
ECONOMICALLY DISADVANTAGED	67	2	3.0
MIGRANT	0	0	0.0
TITLE 1	10	0	0.0
HOMELESS	11	0	0.0
GIFTED AND TALENTED	1	0	0.0



	PUPIL COUNT	TOTAL DROPOUTS	RATE
	-----	-----	-----
DISTRICT TOTALS (EXCLUDING ALTERNATIVE SCHOOLS)			
AMERICAN INDIAN	2	0	0.0
ASIAN	1	0	0.0
BLACK	1	0	0.0
HISPANIC	32	1	3.1
WHITE	55	1	1.8
FEMALE	35	1	2.9
MALE	56	1	1.8
DISTRICT	91	2	2.2
INSTRUCTIONAL PROGRAM SERVICE TYPE			
STUDENTS WITH DISABILITIES	14	0	0.0
LIMITED ENGLISH PROFICIENT	0	0	0.0
ECONOMICALLY DISADVANTAGED	67	2	3.0
MIGRANT	0	0	0.0
TITLE 1	10	0	0.0
HOMELESS	11	0	0.0
GIFTED AND TALENTED	1	0	0.0

PUPIL COUNT	TOTAL DROPOUTS	RATE
-----	-----	-----

DISTRICT TOTALS (ALTERNATIVE SCHOOLS ONLY)

AMERICAN INDIAN	0	0	0.0
ASIAN	0	0	0.0
BLACK	0	0	0.0
HISPANIC	0	0	0.0
WHITE	0	0	0.0
FEMALE	0	0	0.0
MALE	0	0	0.0
DISTRICT	0	0	0.0

INSTRUCTIONAL PROGRAM SERVICE TYPE




06/25/2007
10:01

Page : 191

STUDENTS WITH DISABILITIES	0	0	0.0
LIMITED ENGLISH PROFICIENT	0	0	0.0
ECONOMICALLY DISADVANTAGED	0	0	0.0
MIGRANT	0	0	0.0
TITLE I	0	0	0.0
HOMELESS	0	0	0.0
GIFTED AND TALENTED	0	0	0.0

District: 2800 MOFFAT 2

	PUPIL COUNT	TOTAL DROPOUTS	RATE
	-----	-----	-----
DISTRICT TOTALS (INCLUDING ALTERNATIVE SCHOOLS)			
AMERICAN INDIAN	2	0	0.0
ASIAN	1	0	0.0
BLACK	2	0	0.0
HISPANIC	11	0	0.0
WHITE	95	1	1.1
FEMALE	54	0	0.0
MALE	57	1	1.8
DISTRICT	111	1	0.9
INSTRUCTIONAL PROGRAM SERVICE TYPE			
STUDENTS WITH DISABILITIES	14	1	7.1
LIMITED ENGLISH PROFICIENT	4	0	0.0
ECONOMICALLY DISADVANTAGED	46	1	2.2
MIGRANT	0	0	0.0
TITLE 1	31	0	0.0
HOMELESS	0	0	0.0
GIFTED AND TALENTED	9	0	0.0
	PUPIL COUNT	TOTAL DROPOUTS	RATE
	-----	-----	-----
DISTRICT TOTALS (EXCLUDING ALTERNATIVE SCHOOLS)			
AMERICAN INDIAN	2	0	0.0
ASIAN	1	0	0.0
BLACK	2	0	0.0
HISPANIC	11	0	0.0
WHITE	95	1	1.1
FEMALE	54	0	0.0



MALE	57	1	1.8
DISTRICT	111	1	0.9
INSTRUCTIONAL PROGRAM SERVICE TYPE			
STUDENTS WITH DISABILITIES	14	1	7.1
LIMITED ENGLISH PROFICIENT	4	0	0.0
ECONOMICALLY DISADVANTAGED	46	1	2.2
MIGRANT	0	0	0.0
TITLE 1	31	0	0.0
HOMELESS	0	0	0.0
GIFTED AND TALENTED	9	0	0.0



06/25/2007
10:01

Page : 192

	PUPIL COUNT	TOTAL DROPOUTS	RATE
	-----	-----	-----
DISTRICT TOTALS (ALTERNATIVE SCHOOLS ONLY)			
AMERICAN INDIAN	0	0	0.0
ASIAN	0	0	0.0
BLACK	0	0	0.0
HISPANIC	0	0	0.0
WHITE	0	0	0.0
FEMALE	0	0	0.0
MALE	0	0	0.0
DISTRICT	0	0	0.0
INSTRUCTIONAL PROGRAM SERVICE TYPE			
STUDENTS WITH DISABILITIES	0	0	0.0
LIMITED ENGLISH PROFICIENT	0	0	0.0
ECONOMICALLY DISADVANTAGED	0	0	0.0
MIGRANT	0	0	0.0
TITLE I	0	0	0.0
HOMELESS	0	0	0.0
GIFTED AND TALENTED	0	0	0.0



District: 2810 CENTER 26 JT

	PUPIL COUNT	TOTAL DROPOUTS	RATE
	-----	-----	-----
DISTRICT TOTALS (INCLUDING ALTERNATIVE SCHOOLS)			
AMERICAN INDIAN	8	2	25.0
ASIAN	0	0	0.0
BLACK	0	0	0.0
HISPANIC	293	13	4.4
WHITE	38	1	2.6
FEMALE	168	9	5.4
MALE	171	7	4.1
DISTRICT	339	16	4.7
INSTRUCTIONAL PROGRAM SERVICE TYPE			
STUDENTS WITH DISABILITIES	37	3	8.1
LIMITED ENGLISH PROFICIENT	82	4	4.9
ECONOMICALLY DISADVANTAGED	279	11	3.9

MIGRANT	54	2	3.7
TITLE 1	115	1	0.9
HOMELESS	5	0	0.0
GIFTED AND TALENTED	28	0	0.0

	PUPIL COUNT -----	TOTAL DROPOUTS -----	RATE -----
DISTRICT TOTALS (EXCLUDING ALTERNATIVE SCHOOLS)			
AMERICAN INDIAN	6	1	16.7
ASIAN	0	0	0.0



06/25/2007
10:01

Page : 193

BLACK	0	0	0.0
HISPANIC	259	3	1.2
WHITE	33	0	0.0
FEMALE	147	1	0.7
MALE	151	3	2.0
DISTRICT	298	4	1.3

INSTRUCTIONAL PROGRAM SERVICE TYPE

STUDENTS WITH DISABILITIES	31	1	3.2
LIMITED ENGLISH PROFICIENT	72	1	1.4
ECONOMICALLY DISADVANTAGED	250	4	1.6
MIGRANT	48	0	0.0
TITLE 1	115	1	0.9
HOMELESS	1	0	0.0
GIFTED AND TALENTED	28	0	0.0



	PUPIL COUNT	TOTAL DROPOUTS	RATE
	-----	-----	-----
DISTRICT TOTALS (ALTERNATIVE SCHOOLS ONLY)			
AMERICAN INDIAN	2	1	50.0
ASIAN	0	0	0.0
BLACK	0	0	0.0
HISPANIC	34	10	29.4
WHITE	5	1	20.0
FEMALE	21	8	38.1
MALE	20	4	20.0
DISTRICT	41	12	29.3

INSTRUCTIONAL PROGRAM SERVICE TYPE

STUDENTS WITH DISABILITIES	6	2	33.3
LIMITED ENGLISH PROFICIENT	10	3	30.0
ECONOMICALLY DISADVANTAGED	29	7	24.1
MIGRANT	6	2	33.3
TITLE I	0	0	0.0
HOMELESS	4	0	0.0
GIFTED AND TALENTED	0	0	0.0

COUNTY : 56 SAN JUAN

District: 2820 SILVERTON 1

TOTAL

	PUPIL COUNT	DROPOUTS	RATE
	-----	-----	----
DISTRICT TOTALS (INCLUDING ALTERNATIVE SCHOOLS)			
AMERICAN INDIAN	0	0	0.0
ASIAN	1	0	0.0
BLACK	1	0	0.0
HISPANIC	9	0	0.0
WHITE	25	0	0.0
FEMALE	11	0	0.0
MALE	25	0	0.0
DISTRICT	36	0	0.0



06/25/2007
10:01

Page : 194

INSTRUCTIONAL PROGRAM SERVICE TYPE

STUDENTS WITH DISABILITIES	6	0	0.0
LIMITED ENGLISH PROFICIENT	2	0	0.0
ECONOMICALLY DISADVANTAGED	25	0	0.0
MIGRANT	0	0	0.0
TITLE 1	3	0	0.0
HOMELESS	0	0	0.0
GIFTED AND TALENTED	5	0	0.0

	PUPIL COUNT	TOTAL DROPOUTS	RATE
	-----	-----	-----

DISTRICT TOTALS (EXCLUDING ALTERNATIVE SCHOOLS)

AMERICAN INDIAN	0	0	0.0
ASIAN	1	0	0.0
BLACK	1	0	0.0
HISPANIC	9	0	0.0
WHITE	25	0	0.0
FEMALE	11	0	0.0
MALE	25	0	0.0
DISTRICT	36	0	0.0


INSTRUCTIONAL PROGRAM SERVICE TYPE

STUDENTS WITH DISABILITIES	6	0	0.0
LIMITED ENGLISH PROFICIENT	2	0	0.0
ECONOMICALLY DISADVANTAGED	25	0	0.0
MIGRANT	0	0	0.0
TITLE 1	3	0	0.0
HOMELESS	0	0	0.0
GIFTED AND TALENTED	5	0	0.0

	PUPIL COUNT	TOTAL DROPOUTS	RATE
	-----	-----	-----

DISTRICT TOTALS (ALTERNATIVE SCHOOLS ONLY)

AMERICAN INDIAN	0	0	0.0
ASIAN	0	0	0.0
BLACK	0	0	0.0
HISPANIC	0	0	0.0
WHITE	0	0	0.0
FEMALE	0	0	0.0



DIST_DROP_IPST.lis

8/30/2007

MALE	0	0	0.0
DISTRICT	0	0	0.0
INSTRUCTIONAL PROGRAM SERVICE TYPE			
STUDENTS WITH DISABILITIES	0	0	0.0
LIMITED ENGLISH PROFICIENT	0	0	0.0
ECONOMICALLY DISADVANTAGED	0	0	0.0
MIGRANT	0	0	0.0
TITLE I	0	0	0.0
HOMELESS	0	0	0.0
GIFTED AND TALENTED	0	0	0.0



06/25/2007
10:01

Page : 195

COUNTY : 57 SAN MIGUEL

District: 2830 TELLURIDE R-1

	PUPIL COUNT	TOTAL DROPOUTS	RATE
	-----	-----	-----
DISTRICT TOTALS (INCLUDING ALTERNATIVE SCHOOLS)			
AMERICAN INDIAN	4	0	0.0
ASIAN	1	0	0.0
BLACK	2	0	0.0
HISPANIC	34	1	2.9
WHITE	269	0	0.0
FEMALE	147	1	0.7
MALE	163	0	0.0
DISTRICT	310	1	0.3
INSTRUCTIONAL PROGRAM SERVICE TYPE			
STUDENTS WITH DISABILITIES	20	0	0.0
LIMITED ENGLISH PROFICIENT	31	1	3.2
ECONOMICALLY DISADVANTAGED	35	1	2.9
MIGRANT	0	0	0.0
TITLE 1	3	0	0.0
HOMELESS	1	0	0.0
GIFTED AND TALENTED	52	0	0.0
	PUPIL COUNT	TOTAL DROPOUTS	RATE
	-----	-----	-----
DISTRICT TOTALS (EXCLUDING ALTERNATIVE SCHOOLS)			
AMERICAN INDIAN	4	0	0.0
ASIAN	1	0	0.0
BLACK	2	0	0.0
HISPANIC	34	1	2.9
WHITE	269	0	0.0
FEMALE	147	1	0.7
MALE	163	0	0.0
DISTRICT	310	1	0.3
INSTRUCTIONAL PROGRAM SERVICE TYPE			
STUDENTS WITH DISABILITIES	20	0	0.0



DIST_DROP_IPST.lis

8/30/2007

LIMITED ENGLISH PROFICIENT	31	1	3.2
ECONOMICALLY DISADVANTAGED	35	1	2.9
MIGRANT	0	0	0.0
TITLE 1	3	0	0.0
HOMELESS	1	0	0.0
GIFTED AND TALENTED	52	0	0.0

	PUPIL COUNT	TOTAL DROPOUTS	RATE
	-----	-----	-----

DISTRICT TOTALS (ALTERNATIVE SCHOOLS ONLY)



06/25/2007
10:01

Page : 196

AMERICAN INDIAN	0	0	0.0
ASIAN	0	0	0.0
BLACK	0	0	0.0
HISPANIC	0	0	0.0
WHITE	0	0	0.0
FEMALE	0	0	0.0
MALE	0	0	0.0
DISTRICT	0	0	0.0

INSTRUCTIONAL PROGRAM SERVICE TYPE

STUDENTS WITH DISABILITIES	0	0	0.0
LIMITED ENGLISH PROFICIENT	0	0	0.0
ECONOMICALLY DISADVANTAGED	0	0	0.0
MIGRANT	0	0	0.0
TITLE I	0	0	0.0
HOMELESS	0	0	0.0
GIFTED AND TALENTED	0	0	0.0

District: 2840 NORWOOD R-2J



DISTRICT TOTALS (INCLUDING ALTERNATIVE SCHOOLS)

	PUPIL COUNT	TOTAL DROPOUTS	RATE
AMERICAN INDIAN	0	0	0.0
ASIAN	2	0	0.0
BLACK	2	0	0.0
HISPANIC	4	0	0.0
WHITE	148	1	0.7
FEMALE	73	1	1.4
MALE	83	0	0.0
DISTRICT	156	1	0.6

INSTRUCTIONAL PROGRAM SERVICE TYPE

STUDENTS WITH DISABILITIES	15	0	0.0
LIMITED ENGLISH PROFICIENT	1	0	0.0
ECONOMICALLY DISADVANTAGED	49	1	2.0
MIGRANT	0	0	0.0
TITLE 1	0	0	0.0
HOMELESS	0	0	0.0
GIFTED AND TALENTED	11	0	0.0

TOTAL

	PUPIL COUNT	DROPOUTS	RATE
	-----	-----	----
DISTRICT TOTALS (EXCLUDING ALTERNATIVE SCHOOLS)			
AMERICAN INDIAN	0	0	0.0
ASIAN	2	0	0.0
BLACK	2	0	0.0
HISPANIC	4	0	0.0
WHITE	148	1	0.7
FEMALE	73	1	1.4
MALE	83	0	0.0
DISTRICT	156	1	0.6



06/25/2007
10:01

Page : 197

INSTRUCTIONAL PROGRAM SERVICE TYPE

STUDENTS WITH DISABILITIES	15	0	0.0
LIMITED ENGLISH PROFICIENT	1	0	0.0
ECONOMICALLY DISADVANTAGED	49	1	2.0
MIGRANT	0	0	0.0
TITLE 1	0	0	0.0
HOMELESS	0	0	0.0
GIFTED AND TALENTED	11	0	0.0

	PUPIL COUNT	TOTAL DROPOUTS	RATE
	-----	-----	-----

DISTRICT TOTALS (ALTERNATIVE SCHOOLS ONLY)

AMERICAN INDIAN	0	0	0.0
ASIAN	0	0	0.0
BLACK	0	0	0.0
HISPANIC	0	0	0.0
WHITE	0	0	0.0
FEMALE	0	0	0.0
MALE	0	0	0.0
DISTRICT	0	0	0.0

INSTRUCTIONAL PROGRAM SERVICE TYPE

STUDENTS WITH DISABILITIES	0	0	0.0
LIMITED ENGLISH PROFICIENT	0	0	0.0
ECONOMICALLY DISADVANTAGED	0	0	0.0
MIGRANT	0	0	0.0
TITLE I	0	0	0.0
HOMELESS	0	0	0.0
GIFTED AND TALENTED	0	0	0.0

COUNTY : 58 SEDGWICK

District: 2862 JULESBURG RE-1

	PUPIL COUNT	TOTAL DROPOUTS	RATE
	-----	-----	-----

DISTRICT TOTALS (INCLUDING ALTERNATIVE SCHOOLS)

AMERICAN INDIAN	0	0	0.0
ASIAN	1	0	0.0

BLACK	1	0	0.0
HISPANIC	38	0	0.0
WHITE	108	0	0.0
FEMALE	76	0	0.0
MALE	72	0	0.0
DISTRICT	148	0	0.0
INSTRUCTIONAL PROGRAM SERVICE TYPE			
STUDENTS WITH DISABILITIES	16	0	0.0
LIMITED ENGLISH PROFICIENT	2	0	0.0
ECONOMICALLY DISADVANTAGED	61	0	0.0
MIGRANT	0	0	0.0



06/25/2007
10:01

Page : 198

TITLE 1	0	0	0.0
HOMELESS	0	0	0.0
GIFTED AND TALENTED	0	0	0.0
	PUPIL COUNT	TOTAL DROPOUTS	RATE
	-----	-----	-----
DISTRICT TOTALS (EXCLUDING ALTERNATIVE SCHOOLS)			
AMERICAN INDIAN	0	0	0.0
ASIAN	1	0	0.0
BLACK	1	0	0.0
HISPANIC	38	0	0.0
WHITE	108	0	0.0
FEMALE	76	0	0.0
MALE	72	0	0.0
DISTRICT	148	0	0.0
INSTRUCTIONAL PROGRAM SERVICE TYPE			
STUDENTS WITH DISABILITIES	16	0	0.0
LIMITED ENGLISH PROFICIENT	2	0	0.0
ECONOMICALLY DISADVANTAGED	61	0	0.0
MIGRANT	0	0	0.0
TITLE 1	0	0	0.0
HOMELESS	0	0	0.0
GIFTED AND TALENTED	0	0	0.0
	PUPIL COUNT	TOTAL DROPOUTS	RATE
	-----	-----	-----
DISTRICT TOTALS (ALTERNATIVE SCHOOLS ONLY)			
AMERICAN INDIAN	0	0	0.0
ASIAN	0	0	0.0
BLACK	0	0	0.0
HISPANIC	0	0	0.0
WHITE	0	0	0.0
FEMALE	0	0	0.0
MALE	0	0	0.0
DISTRICT	0	0	0.0
INSTRUCTIONAL PROGRAM SERVICE TYPE			
STUDENTS WITH DISABILITIES	0	0	0.0
LIMITED ENGLISH PROFICIENT	0	0	0.0



DIST_DROP_IPST.lis

8/30/2007

ECONOMICALLY DISADVANTAGED	0	0	0.0
MIGRANT	0	0	0.0
TITLE I	0	0	0.0
HOMELESS	0	0	0.0
GIFTED AND TALENTED	0	0	0.0

District: 2865 PLATTE VALLEY RE-3



06/25/2007
10:01

Page : 199

	PUPIL COUNT	TOTAL DROPOUTS	RATE
	-----	-----	-----
DISTRICT TOTALS (INCLUDING ALTERNATIVE SCHOOLS)			
AMERICAN INDIAN	0	0	0.0
ASIAN	1	0	0.0
BLACK	0	0	0.0
HISPANIC	16	0	0.0
WHITE	47	0	0.0
FEMALE	22	0	0.0
MALE	42	0	0.0
DISTRICT	64	0	0.0
INSTRUCTIONAL PROGRAM SERVICE TYPE			
STUDENTS WITH DISABILITIES	11	0	0.0
LIMITED ENGLISH PROFICIENT	0	0	0.0
ECONOMICALLY DISADVANTAGED	33	0	0.0
MIGRANT	0	0	0.0
TITLE 1	0	0	0.0
HOMELESS	0	0	0.0
GIFTED AND TALENTED	3	0	0.0
	PUPIL COUNT	TOTAL DROPOUTS	RATE
	-----	-----	-----
DISTRICT TOTALS (EXCLUDING ALTERNATIVE SCHOOLS)			
AMERICAN INDIAN	0	0	0.0
ASIAN	1	0	0.0
BLACK	0	0	0.0
HISPANIC	16	0	0.0
WHITE	47	0	0.0
FEMALE	22	0	0.0
MALE	42	0	0.0
DISTRICT	64	0	0.0
INSTRUCTIONAL PROGRAM SERVICE TYPE			
STUDENTS WITH DISABILITIES	11	0	0.0
LIMITED ENGLISH PROFICIENT	0	0	0.0
ECONOMICALLY DISADVANTAGED	33	0	0.0
MIGRANT	0	0	0.0
TITLE 1	0	0	0.0



DIST_DROP_IPST.lis

8/30/2007

HOMELESS	0	0	0.0
GIFTED AND TALENTED	3	0	0.0

	PUPIL COUNT	TOTAL DROPOUTS	RATE
	-----	-----	-----
DISTRICT TOTALS (ALTERNATIVE SCHOOLS ONLY)			
AMERICAN INDIAN	0	0	0.0
ASIAN	0	0	0.0
BLACK	0	0	0.0
HISPANIC	0	0	0.0



06/25/2007
10:01

Page : 200

WHITE	0	0	0.0
FEMALE	0	0	0.0
MALE	0	0	0.0
DISTRICT	0	0	0.0

INSTRUCTIONAL PROGRAM SERVICE TYPE			
STUDENTS WITH DISABILITIES	0	0	0.0
LIMITED ENGLISH PROFICIENT	0	0	0.0
ECONOMICALLY DISADVANTAGED	0	0	0.0
MIGRANT	0	0	0.0
TITLE I	0	0	0.0
HOMELESS	0	0	0.0
GIFTED AND TALENTED	0	0	0.0

COUNTY : 59 SUMMIT

District: 3000 SUMMIT RE-1



	PUPIL COUNT	TOTAL DROPOUTS	RATE
	-----	-----	----
DISTRICT TOTALS (INCLUDING ALTERNATIVE SCHOOLS)			
AMERICAN INDIAN	4	0	0.0
ASIAN	20	0	0.0
BLACK	5	0	0.0
HISPANIC	281	30	10.7
WHITE	1,157	5	0.4
FEMALE	702	17	2.4
MALE	765	18	2.4
DISTRICT	1,467	35	2.4
INSTRUCTIONAL PROGRAM SERVICE TYPE			
STUDENTS WITH DISABILITIES	141	4	2.8
LIMITED ENGLISH PROFICIENT	249	29	11.6
ECONOMICALLY DISADVANTAGED	241	9	3.7
MIGRANT	11	0	0.0
TITLE 1	0	0	0.0
HOMELESS	5	0	0.0
GIFTED AND TALENTED	141	0	0.0
	PUPIL COUNT	TOTAL DROPOUTS	RATE
	-----	-----	----

DISTRICT TOTALS (EXCLUDING ALTERNATIVE SCHOOLS)

AMERICAN INDIAN	4	0	0.0
ASIAN	20	0	0.0
BLACK	5	0	0.0
HISPANIC	281	30	10.7
WHITE	1,157	5	0.4
FEMALE	702	17	2.4
MALE	765	18	2.4
DISTRICT	1,467	35	2.4

INSTRUCTIONAL PROGRAM SERVICE TYPE



06/25/2007
10:01

Page : 201

STUDENTS WITH DISABILITIES	141	4	2.8
LIMITED ENGLISH PROFICIENT	249	29	11.6
ECONOMICALLY DISADVANTAGED	241	9	3.7
MIGRANT	11	0	0.0
TITLE 1	0	0	0.0
HOMELESS	5	0	0.0
GIFTED AND TALENTED	141	0	0.0

	PUPIL COUNT	TOTAL DROPOUTS	RATE
	-----	-----	-----
DISTRICT TOTALS (ALTERNATIVE SCHOOLS ONLY)			
AMERICAN INDIAN	0	0	0.0
ASIAN	0	0	0.0
BLACK	0	0	0.0
HISPANIC	0	0	0.0
WHITE	0	0	0.0
FEMALE	0	0	0.0
MALE	0	0	0.0
DISTRICT	0	0	0.0
INSTRUCTIONAL PROGRAM SERVICE TYPE			
STUDENTS WITH DISABILITIES	0	0	0.0
LIMITED ENGLISH PROFICIENT	0	0	0.0
ECONOMICALLY DISADVANTAGED	0	0	0.0
MIGRANT	0	0	0.0
TITLE I	0	0	0.0
HOMELESS	0	0	0.0
GIFTED AND TALENTED	0	0	0.0



COUNTY : 60 TELLER

District: 3010 CRIPPLE CREEK-VICTOR RE-1

	PUPIL COUNT	TOTAL DROPOUTS	RATE
	-----	-----	-----
DISTRICT TOTALS (INCLUDING ALTERNATIVE SCHOOLS)			
AMERICAN INDIAN	19	2	10.5
ASIAN	1	0	0.0
BLACK	4	0	0.0
HISPANIC	24	0	0.0

WHITE	292	15	5.1
FEMALE	160	7	4.4
MALE	180	10	5.6
DISTRICT	340	17	5.0
INSTRUCTIONAL PROGRAM SERVICE TYPE			
STUDENTS WITH DISABILITIES	37	1	2.7
LIMITED ENGLISH PROFICIENT	0	0	0.0
ECONOMICALLY DISADVANTAGED	158	8	5.1
MIGRANT	0	0	0.0
TITLE 1	0	0	0.0
HOMELESS	12	4	33.3



06/25/2007
10:01

Page : 202

	1	0	0.0
	PUPIL COUNT	TOTAL DROPOUTS	RATE
	-----	-----	-----
GIFTED AND TALENTED			
DISTRICT TOTALS (EXCLUDING ALTERNATIVE SCHOOLS)			
AMERICAN INDIAN	19	2	10.5
ASIAN	1	0	0.0
BLACK	4	0	0.0
HISPANIC	24	0	0.0
WHITE	292	15	5.1
FEMALE	160	7	4.4
MALE	180	10	5.6
DISTRICT	340	17	5.0
INSTRUCTIONAL PROGRAM SERVICE TYPE			
STUDENTS WITH DISABILITIES	37	1	2.7
LIMITED ENGLISH PROFICIENT	0	0	0.0
ECONOMICALLY DISADVANTAGED	158	8	5.1
MIGRANT	0	0	0.0
TITLE 1	0	0	0.0
HOMELESS	12	4	33.3
GIFTED AND TALENTED	1	0	0.0
	PUPIL COUNT	TOTAL DROPOUTS	RATE
	-----	-----	-----
DISTRICT TOTALS (ALTERNATIVE SCHOOLS ONLY)			
AMERICAN INDIAN	0	0	0.0
ASIAN	0	0	0.0
BLACK	0	0	0.0
HISPANIC	0	0	0.0
WHITE	0	0	0.0
FEMALE	0	0	0.0
MALE	0	0	0.0
DISTRICT	0	0	0.0
INSTRUCTIONAL PROGRAM SERVICE TYPE			
STUDENTS WITH DISABILITIES	0	0	0.0
LIMITED ENGLISH PROFICIENT	0	0	0.0
ECONOMICALLY DISADVANTAGED	0	0	0.0
MIGRANT	0	0	0.0



DIST_DROP_IPST.lis

8/30/2007

TITLE I	0	0	0.0
HOMELESS	0	0	0.0
GIFTED AND TALENTED	0	0	0.0

District: 3020 WOODLAND PARK RE-2

	PUPIL COUNT -----	TOTAL DROPOUTS -----	RATE -----
DISTRICT TOTALS (INCLUDING ALTERNATIVE SCHOOLS)			
AMERICAN INDIAN	22	2	9.1



06/25/2007
10:01

Page : 203

ASIAN	18	1	5.6
BLACK	22	0	0.0
HISPANIC	100	2	2.0
WHITE	1,598	36	2.3
FEMALE	836	18	2.2
MALE	924	23	2.5
DISTRICT	1,760	41	2.3

INSTRUCTIONAL PROGRAM SERVICE TYPE

STUDENTS WITH DISABILITIES	148	8	5.4
LIMITED ENGLISH PROFICIENT	4	1	25.0
ECONOMICALLY DISADVANTAGED	341	12	3.5
MIGRANT	0	0	0.0
TITLE 1	0	0	0.0
HOMELESS	2	0	0.0
GIFTED AND TALENTED	60	0	0.0

DISTRICT TOTALS (EXCLUDING ALTERNATIVE SCHOOLS)

	PUPIL COUNT	TOTAL DROPOUTS	RATE
	-----	-----	-----
AMERICAN INDIAN	22	2	9.1
ASIAN	18	1	5.6
BLACK	22	0	0.0
HISPANIC	100	2	2.0
WHITE	1,598	36	2.3
FEMALE	836	18	2.2
MALE	924	23	2.5
DISTRICT	1,760	41	2.3

INSTRUCTIONAL PROGRAM SERVICE TYPE

STUDENTS WITH DISABILITIES	148	8	5.4
LIMITED ENGLISH PROFICIENT	4	1	25.0
ECONOMICALLY DISADVANTAGED	341	12	3.5
MIGRANT	0	0	0.0
TITLE 1	0	0	0.0
HOMELESS	2	0	0.0
GIFTED AND TALENTED	60	0	0.0

PUPIL COUNT	TOTAL DROPOUTS	RATE
-----	-----	-----

DISTRICT TOTALS (ALTERNATIVE SCHOOLS ONLY)

AMERICAN INDIAN	0	0	0.0
ASIAN	0	0	0.0
BLACK	0	0	0.0
HISPANIC	0	0	0.0
WHITE	0	0	0.0
FEMALE	0	0	0.0
MALE	0	0	0.0
DISTRICT	0	0	0.0
INSTRUCTIONAL PROGRAM SERVICE TYPE			
STUDENTS WITH DISABILITIES	0	0	0.0



06/25/2007
10:01

Page : 204

LIMITED ENGLISH PROFICIENT	0	0	0.0
ECONOMICALLY DISADVANTAGED	0	0	0.0
MIGRANT	0	0	0.0
TITLE I	0	0	0.0
HOMELESS	0	0	0.0
GIFTED AND TALENTED	0	0	0.0

COUNTY : 61 WASHINGTON

District: 3030 AKRON R-1

	PUPIL COUNT -----	TOTAL DROPOUTS -----	RATE -----
DISTRICT TOTALS (INCLUDING ALTERNATIVE SCHOOLS)			
AMERICAN INDIAN	1	0	0.0
ASIAN	4	0	0.0
BLACK	0	0	0.0
HISPANIC	29	1	3.4
WHITE	182	3	1.6
FEMALE	102	2	2.0
MALE	114	2	1.8
DISTRICT	216	4	1.9
INSTRUCTIONAL PROGRAM SERVICE TYPE			
STUDENTS WITH DISABILITIES	16	0	0.0
LIMITED ENGLISH PROFICIENT	2	0	0.0
ECONOMICALLY DISADVANTAGED	61	0	0.0
MIGRANT	5	0	0.0
TITLE 1	3	0	0.0
HOMELESS	3	0	0.0
GIFTED AND TALENTED	19	0	0.0

	PUPIL COUNT -----	TOTAL DROPOUTS -----	RATE -----
DISTRICT TOTALS (EXCLUDING ALTERNATIVE SCHOOLS)			
AMERICAN INDIAN	1	0	0.0
ASIAN	4	0	0.0
BLACK	0	0	0.0
HISPANIC	29	1	3.4
WHITE	182	3	1.6

FEMALE	102	2	2.0
MALE	114	2	1.8
DISTRICT	216	4	1.9
INSTRUCTIONAL PROGRAM SERVICE TYPE			
STUDENTS WITH DISABILITIES	16	0	0.0
LIMITED ENGLISH PROFICIENT	2	0	0.0
ECONOMICALLY DISADVANTAGED	61	0	0.0
MIGRANT	5	0	0.0
TITLE 1	3	0	0.0
HOMELESS	3	0	0.0
GIFTED AND TALENTED	19	0	0.0



06/25/2007
10:01

Page : 205

	PUPIL COUNT	TOTAL DROPOUTS	RATE
	-----	-----	-----
DISTRICT TOTALS (ALTERNATIVE SCHOOLS ONLY)			
AMERICAN INDIAN	0	0	0.0
ASIAN	0	0	0.0
BLACK	0	0	0.0
HISPANIC	0	0	0.0
WHITE	0	0	0.0
FEMALE	0	0	0.0
MALE	0	0	0.0
DISTRICT	0	0	0.0
INSTRUCTIONAL PROGRAM SERVICE TYPE			
STUDENTS WITH DISABILITIES	0	0	0.0
LIMITED ENGLISH PROFICIENT	0	0	0.0
ECONOMICALLY DISADVANTAGED	0	0	0.0
MIGRANT	0	0	0.0
TITLE I	0	0	0.0
HOMELESS	0	0	0.0
GIFTED AND TALENTED	0	0	0.0



District: 3040 ARICKAREE R-2

	PUPIL COUNT	TOTAL DROPOUTS	RATE
	-----	-----	-----
DISTRICT TOTALS (INCLUDING ALTERNATIVE SCHOOLS)			
AMERICAN INDIAN	0	0	0.0
ASIAN	1	0	0.0
BLACK	3	0	0.0
HISPANIC	5	0	0.0
WHITE	42	0	0.0
FEMALE	22	0	0.0
MALE	29	0	0.0
DISTRICT	51	0	0.0
INSTRUCTIONAL PROGRAM SERVICE TYPE			
STUDENTS WITH DISABILITIES	6	0	0.0
LIMITED ENGLISH PROFICIENT	0	0	0.0
ECONOMICALLY DISADVANTAGED	25	0	0.0

DIST_DROP_IPST.lis

8/30/2007

MIGRANT	0	0	0.0
TITLE 1	0	0	0.0
HOMELESS	0	0	0.0
GIFTED AND TALENTED	0	0	0.0

	PUPIL COUNT -----	TOTAL DROPOUTS -----	RATE -----
DISTRICT TOTALS (EXCLUDING ALTERNATIVE SCHOOLS)			
AMERICAN INDIAN	0	0	0.0
ASIAN	1	0	0.0



06/25/2007
10:01

Page : 206

BLACK	3	0	0.0
HISPANIC	5	0	0.0
WHITE	42	0	0.0
FEMALE	22	0	0.0
MALE	29	0	0.0
DISTRICT	51	0	0.0

INSTRUCTIONAL PROGRAM SERVICE TYPE

STUDENTS WITH DISABILITIES	6	0	0.0
LIMITED ENGLISH PROFICIENT	0	0	0.0
ECONOMICALLY DISADVANTAGED	25	0	0.0
MIGRANT	0	0	0.0
TITLE 1	0	0	0.0
HOMELESS	0	0	0.0
GIFTED AND TALENTED	0	0	0.0



	PUPIL COUNT	TOTAL DROPOUTS	RATE
	-----	-----	-----
DISTRICT TOTALS (ALTERNATIVE SCHOOLS ONLY)			
AMERICAN INDIAN	0	0	0.0
ASIAN	0	0	0.0
BLACK	0	0	0.0
HISPANIC	0	0	0.0
WHITE	0	0	0.0
FEMALE	0	0	0.0
MALE	0	0	0.0
DISTRICT	0	0	0.0

INSTRUCTIONAL PROGRAM SERVICE TYPE

STUDENTS WITH DISABILITIES	0	0	0.0
LIMITED ENGLISH PROFICIENT	0	0	0.0
ECONOMICALLY DISADVANTAGED	0	0	0.0
MIGRANT	0	0	0.0
TITLE I	0	0	0.0
HOMELESS	0	0	0.0
GIFTED AND TALENTED	0	0	0.0

District: 3050 OTIS R-3

PUPIL COUNT	TOTAL DROPOUTS	RATE
-----	-----	-----

DISTRICT TOTALS (INCLUDING ALTERNATIVE SCHOOLS)

AMERICAN INDIAN	0	0	0.0
ASIAN	0	0	0.0
BLACK	0	0	0.0
HISPANIC	6	2	33.3
WHITE	87	1	1.1
FEMALE	46	2	4.3
MALE	47	1	2.1
DISTRICT	93	3	3.2

INSTRUCTIONAL PROGRAM SERVICE TYPE



06/25/2007
10:01

Page : 207

STUDENTS WITH DISABILITIES	9	0	0.0
LIMITED ENGLISH PROFICIENT	0	0	0.0
ECONOMICALLY DISADVANTAGED	35	2	5.7
MIGRANT	0	0	0.0
TITLE 1	0	0	0.0
HOMELESS	0	0	0.0
GIFTED AND TALENTED	29	0	0.0
	PUPIL COUNT	TOTAL DROPOUTS	RATE
	-----	-----	-----
DISTRICT TOTALS (EXCLUDING ALTERNATIVE SCHOOLS)			
AMERICAN INDIAN	0	0	0.0
ASIAN	0	0	0.0
BLACK	0	0	0.0
HISPANIC	6	2	33.3
WHITE	87	1	1.1
FEMALE	46	2	4.3
MALE	47	1	2.1
DISTRICT	93	3	3.2
INSTRUCTIONAL PROGRAM SERVICE TYPE			
STUDENTS WITH DISABILITIES	9	0	0.0
LIMITED ENGLISH PROFICIENT	0	0	0.0
ECONOMICALLY DISADVANTAGED	35	2	5.7
MIGRANT	0	0	0.0
TITLE 1	0	0	0.0
HOMELESS	0	0	0.0
GIFTED AND TALENTED	29	0	0.0
	PUPIL COUNT	TOTAL DROPOUTS	RATE
	-----	-----	-----
DISTRICT TOTALS (ALTERNATIVE SCHOOLS ONLY)			
AMERICAN INDIAN	0	0	0.0
ASIAN	0	0	0.0
BLACK	0	0	0.0
HISPANIC	0	0	0.0
WHITE	0	0	0.0
FEMALE	0	0	0.0
MALE	0	0	0.0
DISTRICT	0	0	0.0



INSTRUCTIONAL PROGRAM SERVICE TYPE

STUDENTS WITH DISABILITIES	0	0	0.0
LIMITED ENGLISH PROFICIENT	0	0	0.0
ECONOMICALLY DISADVANTAGED	0	0	0.0
MIGRANT	0	0	0.0
TITLE I	0	0	0.0
HOMELESS	0	0	0.0
GIFTED AND TALENTED	0	0	0.0

District: 3060 LONE STAR 101



06/25/2007
10:01

Page : 208

	PUPIL COUNT	TOTAL DROPOUTS	RATE
	-----	-----	-----
DISTRICT TOTALS (INCLUDING ALTERNATIVE SCHOOLS)			
AMERICAN INDIAN	0	0	0.0
ASIAN	0	0	0.0
BLACK	0	0	0.0
HISPANIC	9	0	0.0
WHITE	59	0	0.0
FEMALE	33	0	0.0
MALE	35	0	0.0
DISTRICT	68	0	0.0
INSTRUCTIONAL PROGRAM SERVICE TYPE			
STUDENTS WITH DISABILITIES	3	0	0.0
LIMITED ENGLISH PROFICIENT	0	0	0.0
ECONOMICALLY DISADVANTAGED	22	0	0.0
MIGRANT	0	0	0.0
TITLE 1	0	0	0.0
HOMELESS	0	0	0.0
GIFTED AND TALENTED	5	0	0.0
	PUPIL COUNT	TOTAL DROPOUTS	RATE
	-----	-----	-----
DISTRICT TOTALS (EXCLUDING ALTERNATIVE SCHOOLS)			
AMERICAN INDIAN	0	0	0.0
ASIAN	0	0	0.0
BLACK	0	0	0.0
HISPANIC	9	0	0.0
WHITE	59	0	0.0
FEMALE	33	0	0.0
MALE	35	0	0.0
DISTRICT	68	0	0.0
INSTRUCTIONAL PROGRAM SERVICE TYPE			
STUDENTS WITH DISABILITIES	3	0	0.0
LIMITED ENGLISH PROFICIENT	0	0	0.0
ECONOMICALLY DISADVANTAGED	22	0	0.0
MIGRANT	0	0	0.0
TITLE 1	0	0	0.0



HOMELESS	0	0	0.0
GIFTED AND TALENTED	5	0	0.0
	PUPIL COUNT	TOTAL DROPOUTS	RATE
	-----	-----	-----
DISTRICT TOTALS (ALTERNATIVE SCHOOLS ONLY)			
AMERICAN INDIAN	0	0	0.0
ASIAN	0	0	0.0
BLACK	0	0	0.0
HISPANIC	0	0	0.0




06/25/2007
10:01

Page : 209

WHITE	0	0	0.0
FEMALE	0	0	0.0
MALE	0	0	0.0
DISTRICT	0	0	0.0

INSTRUCTIONAL PROGRAM SERVICE TYPE			
STUDENTS WITH DISABILITIES	0	0	0.0
LIMITED ENGLISH PROFICIENT	0	0	0.0
ECONOMICALLY DISADVANTAGED	0	0	0.0
MIGRANT	0	0	0.0
TITLE I	0	0	0.0
HOMELESS	0	0	0.0
GIFTED AND TALENTED	0	0	0.0

District: 3070 WOODLIN R-104



	PUPIL COUNT	TOTAL DROPOUTS	RATE
	-----	-----	-----
DISTRICT TOTALS (INCLUDING ALTERNATIVE SCHOOLS)			
AMERICAN INDIAN	0	0	0.0
ASIAN	0	0	0.0
BLACK	0	0	0.0
HISPANIC	7	1	14.3
WHITE	53	0	0.0
FEMALE	26	0	0.0
MALE	34	1	2.9
DISTRICT	60	1	1.7
INSTRUCTIONAL PROGRAM SERVICE TYPE			
STUDENTS WITH DISABILITIES	8	0	0.0
LIMITED ENGLISH PROFICIENT	0	0	0.0
ECONOMICALLY DISADVANTAGED	24	0	0.0
MIGRANT	0	0	0.0
TITLE 1	57	1	1.8
HOMELESS	0	0	0.0
GIFTED AND TALENTED	3	0	0.0
	PUPIL COUNT	TOTAL DROPOUTS	RATE
	-----	-----	-----

DISTRICT TOTALS (EXCLUDING ALTERNATIVE SCHOOLS)

DIST_DROP_IPST.lis

8/30/2007

AMERICAN INDIAN	0	0	0.0
ASIAN	0	0	0.0
BLACK	0	0	0.0
HISPANIC	7	1	14.3
WHITE	53	0	0.0
FEMALE	26	0	0.0
MALE	34	1	2.9
DISTRICT	60	1	1.7
INSTRUCTIONAL PROGRAM SERVICE TYPE			
STUDENTS WITH DISABILITIES	8	0	0.0
LIMITED ENGLISH PROFICIENT	0	0	0.0



06/25/2007
10:01

Page : 210

ECONOMICALLY DISADVANTAGED	24	0	0.0
MIGRANT	0	0	0.0
TITLE 1	57	1	1.8
HOMELESS	0	0	0.0
GIFTED AND TALENTED	3	0	0.0

	PUPIL COUNT -----	TOTAL DROPOUTS -----	RATE ----
DISTRICT TOTALS (ALTERNATIVE SCHOOLS ONLY)			
AMERICAN INDIAN	0	0	0.0
ASIAN	0	0	0.0
BLACK	0	0	0.0
HISPANIC	0	0	0.0
WHITE	0	0	0.0
FEMALE	0	0	0.0
MALE	0	0	0.0
DISTRICT	0	0	0.0
INSTRUCTIONAL PROGRAM SERVICE TYPE			
STUDENTS WITH DISABILITIES	0	0	0.0
LIMITED ENGLISH PROFICIENT	0	0	0.0
ECONOMICALLY DISADVANTAGED	0	0	0.0
MIGRANT	0	0	0.0
TITLE I	0	0	0.0
HOMELESS	0	0	0.0
GIFTED AND TALENTED	0	0	0.0



COUNTY : 62 WELD

District: 3080 WELD COUNTY RE-1

	PUPIL COUNT -----	TOTAL DROPOUTS -----	RATE ----
DISTRICT TOTALS (INCLUDING ALTERNATIVE SCHOOLS)			
AMERICAN INDIAN	6	0	0.0
ASIAN	6	0	0.0
BLACK	3	0	0.0
HISPANIC	471	5	1.1
WHITE	506	3	0.6
FEMALE	492	4	0.8

MALE	500	4	0.8
DISTRICT	992	8	0.8
INSTRUCTIONAL PROGRAM SERVICE TYPE			
STUDENTS WITH DISABILITIES	164	1	0.6
LIMITED ENGLISH PROFICIENT	121	1	0.8
ECONOMICALLY DISADVANTAGED	442	5	1.1
MIGRANT	66	0	0.0
TITLE 1	0	0	0.0
HOMELESS	5	0	0.0
GIFTED AND TALENTED	85	0	0.0



06/25/2007
10:01

Page : 211

	PUPIL COUNT	TOTAL DROPOUTS	RATE
	-----	-----	-----
DISTRICT TOTALS (EXCLUDING ALTERNATIVE SCHOOLS)			
AMERICAN INDIAN	6	0	0.0
ASIAN	6	0	0.0
BLACK	3	0	0.0
HISPANIC	471	5	1.1
WHITE	506	3	0.6
FEMALE	492	4	0.8
MALE	500	4	0.8
DISTRICT	992	8	0.8
INSTRUCTIONAL PROGRAM SERVICE TYPE			
STUDENTS WITH DISABILITIES	164	1	0.6
LIMITED ENGLISH PROFICIENT	121	1	0.8
ECONOMICALLY DISADVANTAGED	442	5	1.1
MIGRANT	66	0	0.0
TITLE 1	0	0	0.0
HOMELESS	5	0	0.0
GIFTED AND TALENTED	85	0	0.0
	PUPIL COUNT	TOTAL DROPOUTS	RATE
	-----	-----	-----
DISTRICT TOTALS (ALTERNATIVE SCHOOLS ONLY)			
AMERICAN INDIAN	0	0	0.0
ASIAN	0	0	0.0
BLACK	0	0	0.0
HISPANIC	0	0	0.0
WHITE	0	0	0.0
FEMALE	0	0	0.0
MALE	0	0	0.0
DISTRICT	0	0	0.0
INSTRUCTIONAL PROGRAM SERVICE TYPE			
STUDENTS WITH DISABILITIES	0	0	0.0
LIMITED ENGLISH PROFICIENT	0	0	0.0
ECONOMICALLY DISADVANTAGED	0	0	0.0
MIGRANT	0	0	0.0
TITLE I	0	0	0.0



DIST_DROP_IPST.lis

8/30/2007

HOMELESS	0	0	0.0
GIFTED AND TALENTED	0	0	0.0

District: 3085 EATON RE-2

	PUPIL COUNT -----	TOTAL DROPOUTS -----	RATE -----
DISTRICT TOTALS (INCLUDING ALTERNATIVE SCHOOLS)			
AMERICAN INDIAN	2	0	0.0
ASIAN	4	0	0.0



06/25/2007
10:01

Page : 212

BLACK	4	0	0.0
HISPANIC	165	5	3.0
WHITE	704	10	1.4
FEMALE	428	11	2.6
MALE	451	4	0.9
DISTRICT	879	15	1.7

INSTRUCTIONAL PROGRAM SERVICE TYPE

STUDENTS WITH DISABILITIES	95	6	6.3
LIMITED ENGLISH PROFICIENT	20	0	0.0
ECONOMICALLY DISADVANTAGED	171	4	2.3
MIGRANT	17	0	0.0
TITLE 1	0	0	0.0
HOMELESS	4	0	0.0
GIFTED AND TALENTED	1	0	0.0



	PUPIL COUNT	TOTAL DROPOUTS	RATE
	-----	-----	-----
DISTRICT TOTALS (EXCLUDING ALTERNATIVE SCHOOLS)			
AMERICAN INDIAN	2	0	0.0
ASIAN	4	0	0.0
BLACK	4	0	0.0
HISPANIC	165	5	3.0
WHITE	701	9	1.3
FEMALE	425	10	2.4
MALE	451	4	0.9
DISTRICT	876	14	1.6

INSTRUCTIONAL PROGRAM SERVICE TYPE

STUDENTS WITH DISABILITIES	92	5	5.4
LIMITED ENGLISH PROFICIENT	20	0	0.0
ECONOMICALLY DISADVANTAGED	171	4	2.3
MIGRANT	17	0	0.0
TITLE 1	0	0	0.0
HOMELESS	4	0	0.0
GIFTED AND TALENTED	1	0	0.0

PUPIL COUNT	TOTAL DROPOUTS	RATE
-----	-----	-----

DISTRICT TOTALS (ALTERNATIVE SCHOOLS ONLY)

DIST_DROP_IPST.lis

8/30/2007

AMERICAN INDIAN	0	0	0.0
ASIAN	0	0	0.0
BLACK	0	0	0.0
HISPANIC	0	0	0.0
WHITE	0	0	0.0
FEMALE	0	0	0.0
MALE	0	0	0.0
DISTRICT	0	0	0.0
INSTRUCTIONAL PROGRAM SERVICE TYPE			
STUDENTS WITH DISABILITIES	0	0	0.0
LIMITED ENGLISH PROFICIENT	0	0	0.0



06/25/2007
10:01

Page : 213

ECONOMICALLY DISADVANTAGED	0	0	0.0
MIGRANT	0	0	0.0
TITLE I	0	0	0.0
HOMELESS	0	0	0.0
GIFTED AND TALENTED	0	0	0.0

District: 3090 KEENESBURG RE-3 (J)

	PUPIL COUNT -----	TOTAL DROPOUTS -----	RATE -----
DISTRICT TOTALS (INCLUDING ALTERNATIVE SCHOOLS)			
AMERICAN INDIAN	7	0	0.0
ASIAN	8	0	0.0
BLACK	4	2	50.0
HISPANIC	274	6	2.2
WHITE	684	18	2.6
FEMALE	444	9	2.0
MALE	533	17	3.2
DISTRICT	977	26	2.7
INSTRUCTIONAL PROGRAM SERVICE TYPE			
STUDENTS WITH DISABILITIES	120	10	8.3
LIMITED ENGLISH PROFICIENT	96	0	0.0
ECONOMICALLY DISADVANTAGED	353	12	3.4
MIGRANT	35	0	0.0
TITLE 1	0	0	0.0
HOMELESS	12	1	8.3
GIFTED AND TALENTED	89	0	0.0
	PUPIL COUNT -----	TOTAL DROPOUTS -----	RATE -----
DISTRICT TOTALS (EXCLUDING ALTERNATIVE SCHOOLS)			
AMERICAN INDIAN	7	0	0.0
ASIAN	8	0	0.0
BLACK	4	2	50.0
HISPANIC	274	6	2.2
WHITE	684	18	2.6
FEMALE	444	9	2.0
MALE	533	17	3.2
DISTRICT	977	26	2.7



INSTRUCTIONAL PROGRAM SERVICE TYPE			
STUDENTS WITH DISABILITIES	120	10	8.3
LIMITED ENGLISH PROFICIENT	96	0	0.0
ECONOMICALLY DISADVANTAGED	353	12	3.4
MIGRANT	35	0	0.0
TITLE 1	0	0	0.0
HOMELESS	12	1	8.3
GIFTED AND TALENTED	89	0	0.0



06/25/2007
10:01

Page : 214

	PUPIL COUNT	TOTAL DROPOUTS	RATE
	-----	-----	-----
DISTRICT TOTALS (ALTERNATIVE SCHOOLS ONLY)			
AMERICAN INDIAN	0	0	0.0
ASIAN	0	0	0.0
BLACK	0	0	0.0
HISPANIC	0	0	0.0
WHITE	0	0	0.0
FEMALE	0	0	0.0
MALE	0	0	0.0
DISTRICT	0	0	0.0
INSTRUCTIONAL PROGRAM SERVICE TYPE			
STUDENTS WITH DISABILITIES	0	0	0.0
LIMITED ENGLISH PROFICIENT	0	0	0.0
ECONOMICALLY DISADVANTAGED	0	0	0.0
MIGRANT	0	0	0.0
TITLE I	0	0	0.0
HOMELESS	0	0	0.0
GIFTED AND TALENTED	0	0	0.0

District: 3100 WINDSOR RE-4



	PUPIL COUNT	TOTAL DROPOUTS	RATE
	-----	-----	-----
DISTRICT TOTALS (INCLUDING ALTERNATIVE SCHOOLS)			
AMERICAN INDIAN	13	0	0.0
ASIAN	27	0	0.0
BLACK	7	0	0.0
HISPANIC	192	2	1.0
WHITE	1,322	8	0.6
FEMALE	766	3	0.4
MALE	795	7	0.9
DISTRICT	1,561	10	0.6
INSTRUCTIONAL PROGRAM SERVICE TYPE			
STUDENTS WITH DISABILITIES	146	2	1.4
LIMITED ENGLISH PROFICIENT	45	0	0.0
ECONOMICALLY DISADVANTAGED	193	2	1.0

DIST_DROP_IPST.lis

8/30/2007

MIGRANT	20	0	0.0
TITLE 1	0	0	0.0
HOMELESS	0	0	0.0
GIFTED AND TALENTED	100	0	0.0

	PUPIL COUNT -----	TOTAL DROPOUTS -----	RATE -----
DISTRICT TOTALS (EXCLUDING ALTERNATIVE SCHOOLS)			
AMERICAN INDIAN	13	0	0.0
ASIAN	27	0	0.0



06/25/2007
10:01

Page : 215

BLACK	7	0	0.0
HISPANIC	192	2	1.0
WHITE	1,322	8	0.6
FEMALE	766	3	0.4
MALE	795	7	0.9
DISTRICT	1,561	10	0.6

INSTRUCTIONAL PROGRAM SERVICE TYPE			
STUDENTS WITH DISABILITIES	146	2	1.4
LIMITED ENGLISH PROFICIENT	45	0	0.0
ECONOMICALLY DISADVANTAGED	193	2	1.0
MIGRANT	20	0	0.0
TITLE 1	0	0	0.0
HOMELESS	0	0	0.0
GIFTED AND TALENTED	100	0	0.0



	PUPIL COUNT	TOTAL DROPOUTS	RATE
	-----	-----	-----
DISTRICT TOTALS (ALTERNATIVE SCHOOLS ONLY)			
AMERICAN INDIAN	0	0	0.0
ASIAN	0	0	0.0
BLACK	0	0	0.0
HISPANIC	0	0	0.0
WHITE	0	0	0.0
FEMALE	0	0	0.0
MALE	0	0	0.0
DISTRICT	0	0	0.0
INSTRUCTIONAL PROGRAM SERVICE TYPE			
STUDENTS WITH DISABILITIES	0	0	0.0
LIMITED ENGLISH PROFICIENT	0	0	0.0
ECONOMICALLY DISADVANTAGED	0	0	0.0
MIGRANT	0	0	0.0
TITLE I	0	0	0.0
HOMELESS	0	0	0.0
GIFTED AND TALENTED	0	0	0.0

District: 3110 JOHNSTOWN-MILLIKEN RE-5J

PUPIL COUNT	TOTAL DROPOUTS	RATE
-----	-----	-----

DISTRICT TOTALS (INCLUDING ALTERNATIVE SCHOOLS)

AMERICAN INDIAN	7	0	0.0
ASIAN	13	0	0.0
BLACK	16	0	0.0
HISPANIC	372	19	5.1
WHITE	716	14	2.0
FEMALE	555	15	2.7
MALE	569	18	3.2
DISTRICT	1,124	33	2.9

INSTRUCTIONAL PROGRAM SERVICE TYPE



06/25/2007
10:01

Page : 216

	PUPIL COUNT	TOTAL DROPOUTS	RATE
	-----	-----	-----
STUDENTS WITH DISABILITIES	144	4	2.8
LIMITED ENGLISH PROFICIENT	137	12	8.8
ECONOMICALLY DISADVANTAGED	281	7	2.5
MIGRANT	13	0	0.0
TITLE 1	0	0	0.0
HOMELESS	0	0	0.0
GIFTED AND TALENTED	20	0	0.0
DISTRICT TOTALS (EXCLUDING ALTERNATIVE SCHOOLS)			
AMERICAN INDIAN	7	0	0.0
ASIAN	13	0	0.0
BLACK	16	0	0.0
HISPANIC	372	19	5.1
WHITE	716	14	2.0
FEMALE	555	15	2.7
MALE	569	18	3.2
DISTRICT	1,124	33	2.9
INSTRUCTIONAL PROGRAM SERVICE TYPE			
STUDENTS WITH DISABILITIES	144	4	2.8
LIMITED ENGLISH PROFICIENT	137	12	8.8
ECONOMICALLY DISADVANTAGED	281	7	2.5
MIGRANT	13	0	0.0
TITLE 1	0	0	0.0
HOMELESS	0	0	0.0
GIFTED AND TALENTED	20	0	0.0
DISTRICT TOTALS (ALTERNATIVE SCHOOLS ONLY)			
AMERICAN INDIAN	0	0	0.0
ASIAN	0	0	0.0
BLACK	0	0	0.0
HISPANIC	0	0	0.0
WHITE	0	0	0.0
FEMALE	0	0	0.0
MALE	0	0	0.0
DISTRICT	0	0	0.0



INSTRUCTIONAL PROGRAM SERVICE TYPE

STUDENTS WITH DISABILITIES	0	0	0.0
LIMITED ENGLISH PROFICIENT	0	0	0.0
ECONOMICALLY DISADVANTAGED	0	0	0.0
MIGRANT	0	0	0.0
TITLE I	0	0	0.0
HOMELESS	0	0	0.0
GIFTED AND TALENTED	0	0	0.0

District: 3120 GREELEY 6



06/25/2007
10:01

Page : 217

	PUPIL COUNT	TOTAL DROPOUTS	RATE
	-----	-----	-----
DISTRICT TOTALS (INCLUDING ALTERNATIVE SCHOOLS)			
AMERICAN INDIAN	60	6	10.0
ASIAN	93	2	2.2
BLACK	120	4	3.3
HISPANIC	4,161	254	6.1
WHITE	4,461	110	2.5
FEMALE	4,400	173	3.9
MALE	4,495	203	4.5
DISTRICT	8,895	376	4.2
INSTRUCTIONAL PROGRAM SERVICE TYPE			
STUDENTS WITH DISABILITIES	1,089	65	6.0
LIMITED ENGLISH PROFICIENT	1,016	42	4.1
ECONOMICALLY DISADVANTAGED	3,450	181	5.2
MIGRANT	379	22	5.8
TITLE 1	1	0	0.0
HOMELESS	74	5	6.8
GIFTED AND TALENTED	899	9	1.0
	PUPIL COUNT	TOTAL DROPOUTS	RATE
	-----	-----	-----
DISTRICT TOTALS (EXCLUDING ALTERNATIVE SCHOOLS)			
AMERICAN INDIAN	56	4	7.1
ASIAN	92	1	1.1
BLACK	115	3	2.6
HISPANIC	3,966	199	5.0
WHITE	4,375	88	2.0
FEMALE	4,248	128	3.0
MALE	4,356	167	3.8
DISTRICT	8,604	295	3.4
INSTRUCTIONAL PROGRAM SERVICE TYPE			
STUDENTS WITH DISABILITIES	1,038	48	4.6
LIMITED ENGLISH PROFICIENT	1,002	40	4.0
ECONOMICALLY DISADVANTAGED	3,295	136	4.1
MIGRANT	374	22	5.9
TITLE 1	1	0	0.0



DIST_DROP_IPST.lis

8/30/2007

HOMELESS	67	2	3.0
GIFTED AND TALENTED	893	7	0.8

	PUPIL COUNT	TOTAL DROPOUTS	RATE
	-----	-----	-----
DISTRICT TOTALS (ALTERNATIVE SCHOOLS ONLY)			
AMERICAN INDIAN	4	2	50.0
ASIAN	1	1	100.0
BLACK	5	1	20.0
HISPANIC	195	55	28.2




06/25/2007
10:01

Page : 218

WHITE	86	22	25.6
FEMALE	152	45	29.6
MALE	139	36	25.9
DISTRICT	291	81	27.8

INSTRUCTIONAL PROGRAM SERVICE TYPE			
STUDENTS WITH DISABILITIES	51	17	33.3
LIMITED ENGLISH PROFICIENT	14	2	14.3
ECONOMICALLY DISADVANTAGED	155	45	29.0
MIGRANT	5	0	0.0
TITLE I	0	0	0.0
HOMELESS	7	3	42.9
GIFTED AND TALENTED	6	2	33.3

District: 3130 PLATTE VALLEY RE-7



	PUPIL COUNT	TOTAL DROPOUTS	RATE
	-----	-----	-----
DISTRICT TOTALS (INCLUDING ALTERNATIVE SCHOOLS)			
AMERICAN INDIAN	6	0	0.0
ASIAN	6	0	0.0
BLACK	0	0	0.0
HISPANIC	150	9	6.0
WHITE	428	5	1.2
FEMALE	272	3	1.1
MALE	318	11	3.5
DISTRICT	590	14	2.4
INSTRUCTIONAL PROGRAM SERVICE TYPE			
STUDENTS WITH DISABILITIES	81	5	6.2
LIMITED ENGLISH PROFICIENT	26	0	0.0
ECONOMICALLY DISADVANTAGED	215	11	5.1
MIGRANT	21	2	9.5
TITLE 1	33	0	0.0
HOMELESS	1	0	0.0
GIFTED AND TALENTED	0	0	0.0
	PUPIL COUNT	TOTAL DROPOUTS	RATE
	-----	-----	-----

DISTRICT TOTALS (EXCLUDING ALTERNATIVE SCHOOLS)

DIST_DROP_IPST.lis

8/30/2007

AMERICAN INDIAN	6	0	0.0
ASIAN	6	0	0.0
BLACK	0	0	0.0
HISPANIC	150	9	6.0
WHITE	428	5	1.2
FEMALE	272	3	1.1
MALE	318	11	3.5
DISTRICT	590	14	2.4
INSTRUCTIONAL PROGRAM SERVICE TYPE			
STUDENTS WITH DISABILITIES	81	5	6.2
LIMITED ENGLISH PROFICIENT	26	0	0.0



06/25/2007
10:01

Page : 219

ECONOMICALLY DISADVANTAGED	215	11	5.1
MIGRANT	21	2	9.5
TITLE 1	33	0	0.0
HOMELESS	1	0	0.0
GIFTED AND TALENTED	0	0	0.0

	PUPIL COUNT	TOTAL DROPOUTS	RATE
	-----	-----	----
DISTRICT TOTALS (ALTERNATIVE SCHOOLS ONLY)			
AMERICAN INDIAN	0	0	0.0
ASIAN	0	0	0.0
BLACK	0	0	0.0
HISPANIC	0	0	0.0
WHITE	0	0	0.0
FEMALE	0	0	0.0
MALE	0	0	0.0
DISTRICT	0	0	0.0
INSTRUCTIONAL PROGRAM SERVICE TYPE			
STUDENTS WITH DISABILITIES	0	0	0.0
LIMITED ENGLISH PROFICIENT	0	0	0.0
ECONOMICALLY DISADVANTAGED	0	0	0.0
MIGRANT	0	0	0.0
TITLE I	0	0	0.0
HOMELESS	0	0	0.0
GIFTED AND TALENTED	0	0	0.0



District: 3140 WELD COUNTY S/D RE-8

	PUPIL COUNT	TOTAL DROPOUTS	RATE
	-----	-----	----
DISTRICT TOTALS (INCLUDING ALTERNATIVE SCHOOLS)			
AMERICAN INDIAN	8	1	12.5
ASIAN	10	0	0.0
BLACK	12	1	8.3
HISPANIC	722	70	9.7
WHITE	489	39	8.0
FEMALE	579	44	7.6
MALE	662	67	10.1
DISTRICT	1,241	111	8.9

INSTRUCTIONAL PROGRAM SERVICE TYPE

STUDENTS WITH DISABILITIES	138	11	8.0
LIMITED ENGLISH PROFICIENT	334	28	8.4
ECONOMICALLY DISADVANTAGED	581	41	7.1
MIGRANT	100	8	8.0
TITLE 1	0	0	0.0
HOMELESS	2	0	0.0
GIFTED AND TALENTED	0	0	0.0



06/25/2007
10:01

Page : 220

	PUPIL COUNT	TOTAL DROPOUTS	RATE
	-----	-----	-----
DISTRICT TOTALS (EXCLUDING ALTERNATIVE SCHOOLS)			
AMERICAN INDIAN	8	1	12.5
ASIAN	10	0	0.0
BLACK	12	1	8.3
HISPANIC	722	70	9.7
WHITE	489	39	8.0
FEMALE	579	44	7.6
MALE	662	67	10.1
DISTRICT	1,241	111	8.9
INSTRUCTIONAL PROGRAM SERVICE TYPE			
STUDENTS WITH DISABILITIES	138	11	8.0
LIMITED ENGLISH PROFICIENT	334	28	8.4
ECONOMICALLY DISADVANTAGED	581	41	7.1
MIGRANT	100	8	8.0
TITLE 1	0	0	0.0
HOMELESS	2	0	0.0
GIFTED AND TALENTED	0	0	0.0
	PUPIL COUNT	TOTAL DROPOUTS	RATE
	-----	-----	-----
DISTRICT TOTALS (ALTERNATIVE SCHOOLS ONLY)			
AMERICAN INDIAN	0	0	0.0
ASIAN	0	0	0.0
BLACK	0	0	0.0
HISPANIC	0	0	0.0
WHITE	0	0	0.0
FEMALE	0	0	0.0
MALE	0	0	0.0
DISTRICT	0	0	0.0
INSTRUCTIONAL PROGRAM SERVICE TYPE			
STUDENTS WITH DISABILITIES	0	0	0.0
LIMITED ENGLISH PROFICIENT	0	0	0.0
ECONOMICALLY DISADVANTAGED	0	0	0.0
MIGRANT	0	0	0.0
TITLE I	0	0	0.0



DIST_DROP_IPST.lis

8/30/2007

HOMELESS	0	0	0.0
GIFTED AND TALENTED	0	0	0.0

District: 3145 AULT-HIGHLAND RE-9

	PUPIL COUNT -----	TOTAL DROPOUTS -----	RATE -----
DISTRICT TOTALS (INCLUDING ALTERNATIVE SCHOOLS)			
AMERICAN INDIAN	9	0	0.0
ASIAN	4	0	0.0



06/25/2007
10:01

Page : 221

BLACK	2	0	0.0
HISPANIC	136	5	3.7
WHITE	322	8	2.5
FEMALE	209	5	2.4
MALE	264	8	3.0
DISTRICT	473	13	2.7

INSTRUCTIONAL PROGRAM SERVICE TYPE

STUDENTS WITH DISABILITIES	66	3	4.5
LIMITED ENGLISH PROFICIENT	35	1	2.9
ECONOMICALLY DISADVANTAGED	183	5	2.7
MIGRANT	11	1	9.1
TITLE 1	5	0	0.0
HOMELESS	0	0	0.0
GIFTED AND TALENTED	0	0	0.0



	PUPIL COUNT	TOTAL DROPOUTS	RATE
	-----	-----	-----
DISTRICT TOTALS (EXCLUDING ALTERNATIVE SCHOOLS)			
AMERICAN INDIAN	9	0	0.0
ASIAN	4	0	0.0
BLACK	2	0	0.0
HISPANIC	136	5	3.7
WHITE	322	8	2.5
FEMALE	209	5	2.4
MALE	264	8	3.0
DISTRICT	473	13	2.7

INSTRUCTIONAL PROGRAM SERVICE TYPE

STUDENTS WITH DISABILITIES	66	3	4.5
LIMITED ENGLISH PROFICIENT	35	1	2.9
ECONOMICALLY DISADVANTAGED	183	5	2.7
MIGRANT	11	1	9.1
TITLE 1	5	0	0.0
HOMELESS	0	0	0.0
GIFTED AND TALENTED	0	0	0.0

PUPIL COUNT	TOTAL DROPOUTS	RATE
-----	-----	-----

DISTRICT TOTALS (ALTERNATIVE SCHOOLS ONLY)

DIST_DROP_IPST.lis

8/30/2007

AMERICAN INDIAN	0	0	0.0
ASIAN	0	0	0.0
BLACK	0	0	0.0
HISPANIC	0	0	0.0
WHITE	0	0	0.0
FEMALE	0	0	0.0
MALE	0	0	0.0
DISTRICT	0	0	0.0
INSTRUCTIONAL PROGRAM SERVICE TYPE			
STUDENTS WITH DISABILITIES	0	0	0.0
LIMITED ENGLISH PROFICIENT	0	0	0.0



06/25/2007
10:01

Page : 222

ECONOMICALLY DISADVANTAGED	0	0	0.0
MIGRANT	0	0	0.0
TITLE I	0	0	0.0
HOMELESS	0	0	0.0
GIFTED AND TALENTED	0	0	0.0

District: 3146 BRIGGS DALE RE-10

	PUPIL COUNT -----	TOTAL DROPOUTS -----	RATE -----
DISTRICT TOTALS (INCLUDING ALTERNATIVE SCHOOLS)			
AMERICAN INDIAN	0	0	0.0
ASIAN	2	0	0.0
BLACK	0	0	0.0
HISPANIC	15	0	0.0
WHITE	75	2	2.7
FEMALE	46	2	4.3
MALE	46	0	0.0
DISTRICT	92	2	2.2
INSTRUCTIONAL PROGRAM SERVICE TYPE			
STUDENTS WITH DISABILITIES	16	0	0.0
LIMITED ENGLISH PROFICIENT	0	0	0.0
ECONOMICALLY DISADVANTAGED	32	1	3.1
MIGRANT	0	0	0.0
TITLE 1	0	0	0.0
HOMELESS	0	0	0.0
GIFTED AND TALENTED	0	0	0.0
	PUPIL COUNT -----	TOTAL DROPOUTS -----	RATE -----
DISTRICT TOTALS (EXCLUDING ALTERNATIVE SCHOOLS)			
AMERICAN INDIAN	0	0	0.0
ASIAN	2	0	0.0
BLACK	0	0	0.0
HISPANIC	15	0	0.0
WHITE	75	2	2.7
FEMALE	46	2	4.3
MALE	46	0	0.0
DISTRICT	92	2	2.2



INSTRUCTIONAL PROGRAM SERVICE TYPE			
STUDENTS WITH DISABILITIES	16	0	0.0
LIMITED ENGLISH PROFICIENT	0	0	0.0
ECONOMICALLY DISADVANTAGED	32	1	3.1
MIGRANT	0	0	0.0
TITLE 1	0	0	0.0
HOMELESS	0	0	0.0
GIFTED AND TALENTED	0	0	0.0



06/25/2007
10:01

Page : 223

	PUPIL COUNT	TOTAL DROPOUTS	RATE
	-----	-----	-----
DISTRICT TOTALS (ALTERNATIVE SCHOOLS ONLY)			
AMERICAN INDIAN	0	0	0.0
ASIAN	0	0	0.0
BLACK	0	0	0.0
HISPANIC	0	0	0.0
WHITE	0	0	0.0
FEMALE	0	0	0.0
MALE	0	0	0.0
DISTRICT	0	0	0.0
INSTRUCTIONAL PROGRAM SERVICE TYPE			
STUDENTS WITH DISABILITIES	0	0	0.0
LIMITED ENGLISH PROFICIENT	0	0	0.0
ECONOMICALLY DISADVANTAGED	0	0	0.0
MIGRANT	0	0	0.0
TITLE I	0	0	0.0
HOMELESS	0	0	0.0
GIFTED AND TALENTED	0	0	0.0
District: 3147 PRAIRIE RE-11			
	PUPIL COUNT	TOTAL DROPOUTS	RATE
	-----	-----	-----
DISTRICT TOTALS (INCLUDING ALTERNATIVE SCHOOLS)			
AMERICAN INDIAN	2	0	0.0
ASIAN	0	0	0.0
BLACK	1	0	0.0
HISPANIC	8	0	0.0
WHITE	63	0	0.0
FEMALE	39	0	0.0
MALE	35	0	0.0
DISTRICT	74	0	0.0
INSTRUCTIONAL PROGRAM SERVICE TYPE			
STUDENTS WITH DISABILITIES	11	0	0.0
LIMITED ENGLISH PROFICIENT	0	0	0.0
ECONOMICALLY DISADVANTAGED	19	0	0.0



DIST_DROP_IPST.lis

8/30/2007

MIGRANT	0	0	0.0
TITLE 1	0	0	0.0
HOMELESS	0	0	0.0
GIFTED AND TALENTED	4	0	0.0

	PUPIL COUNT -----	TOTAL DROPOUTS -----	RATE -----
DISTRICT TOTALS (EXCLUDING ALTERNATIVE SCHOOLS)			
AMERICAN INDIAN	2	0	0.0
ASIAN	0	0	0.0



06/25/2007
10:01

Page : 224

BLACK	1	0	0.0
HISPANIC	8	0	0.0
WHITE	63	0	0.0
FEMALE	39	0	0.0
MALE	35	0	0.0
DISTRICT	74	0	0.0

INSTRUCTIONAL PROGRAM SERVICE TYPE

STUDENTS WITH DISABILITIES	11	0	0.0
LIMITED ENGLISH PROFICIENT	0	0	0.0
ECONOMICALLY DISADVANTAGED	19	0	0.0
MIGRANT	0	0	0.0
TITLE 1	0	0	0.0
HOMELESS	0	0	0.0
GIFTED AND TALENTED	4	0	0.0



	PUPIL COUNT	TOTAL DROPOUTS	RATE
	-----	-----	-----
DISTRICT TOTALS (ALTERNATIVE SCHOOLS ONLY)			
AMERICAN INDIAN	0	0	0.0
ASIAN	0	0	0.0
BLACK	0	0	0.0
HISPANIC	0	0	0.0
WHITE	0	0	0.0
FEMALE	0	0	0.0
MALE	0	0	0.0
DISTRICT	0	0	0.0

INSTRUCTIONAL PROGRAM SERVICE TYPE

STUDENTS WITH DISABILITIES	0	0	0.0
LIMITED ENGLISH PROFICIENT	0	0	0.0
ECONOMICALLY DISADVANTAGED	0	0	0.0
MIGRANT	0	0	0.0
TITLE I	0	0	0.0
HOMELESS	0	0	0.0
GIFTED AND TALENTED	0	0	0.0

District: 3148 PAWNEE RE-12

PUPIL COUNT	TOTAL DROPOUTS	RATE
-----	-----	-----

DISTRICT TOTALS (INCLUDING ALTERNATIVE SCHOOLS)

AMERICAN INDIAN	0	0	0.0
ASIAN	0	0	0.0
BLACK	0	0	0.0
HISPANIC	2	0	0.0
WHITE	73	2	2.7
FEMALE	38	2	5.3
MALE	37	0	0.0
DISTRICT	75	2	2.7

INSTRUCTIONAL PROGRAM SERVICE TYPE



06/25/2007
10:01

Page : 225

STUDENTS WITH DISABILITIES	7	0	0.0
LIMITED ENGLISH PROFICIENT	0	0	0.0
ECONOMICALLY DISADVANTAGED	27	1	3.7
MIGRANT	0	0	0.0
TITLE 1	75	2	2.7
HOMELESS	0	0	0.0
GIFTED AND TALENTED	6	0	0.0

	PUPIL COUNT -----	TOTAL DROPOUTS -----	RATE -----
DISTRICT TOTALS (EXCLUDING ALTERNATIVE SCHOOLS)			
AMERICAN INDIAN	0	0	0.0
ASIAN	0	0	0.0
BLACK	0	0	0.0
HISPANIC	2	0	0.0
WHITE	73	2	2.7
FEMALE	38	2	5.3
MALE	37	0	0.0
DISTRICT	75	2	2.7
INSTRUCTIONAL PROGRAM SERVICE TYPE			
STUDENTS WITH DISABILITIES	7	0	0.0
LIMITED ENGLISH PROFICIENT	0	0	0.0
ECONOMICALLY DISADVANTAGED	27	1	3.7
MIGRANT	0	0	0.0
TITLE 1	75	2	2.7
HOMELESS	0	0	0.0
GIFTED AND TALENTED	6	0	0.0



	PUPIL COUNT -----	TOTAL DROPOUTS -----	RATE -----
DISTRICT TOTALS (ALTERNATIVE SCHOOLS ONLY)			
AMERICAN INDIAN	0	0	0.0
ASIAN	0	0	0.0
BLACK	0	0	0.0
HISPANIC	0	0	0.0
WHITE	0	0	0.0
FEMALE	0	0	0.0
MALE	0	0	0.0
DISTRICT	0	0	0.0

INSTRUCTIONAL PROGRAM SERVICE TYPE			
STUDENTS WITH DISABILITIES	0	0	0.0
LIMITED ENGLISH PROFICIENT	0	0	0.0
ECONOMICALLY DISADVANTAGED	0	0	0.0
MIGRANT	0	0	0.0
TITLE I	0	0	0.0
HOMELESS	0	0	0.0
GIFTED AND TALENTED	0	0	0.0
COUNTY : 63 YUMA			



06/25/2007
10:01

Page : 226

District: 3200 YUMA 1

	PUPIL COUNT	TOTAL DROPOUTS	RATE
	-----	-----	----
DISTRICT TOTALS (INCLUDING ALTERNATIVE SCHOOLS)			
AMERICAN INDIAN	5	0	0.0
ASIAN	1	1	100.0
BLACK	1	0	0.0
HISPANIC	150	13	8.7
WHITE	281	7	2.5
FEMALE	193	9	4.7
MALE	245	12	4.9
DISTRICT	438	21	4.8
INSTRUCTIONAL PROGRAM SERVICE TYPE			
STUDENTS WITH DISABILITIES	45	4	8.9
LIMITED ENGLISH PROFICIENT	104	11	10.6
ECONOMICALLY DISADVANTAGED	206	10	4.9
MIGRANT	34	2	5.9
TITLE 1	2	0	0.0
HOMELESS	2	0	0.0
GIFTED AND TALENTED	10	0	0.0
	PUPIL COUNT	TOTAL DROPOUTS	RATE
	-----	-----	----
DISTRICT TOTALS (EXCLUDING ALTERNATIVE SCHOOLS)			
AMERICAN INDIAN	5	0	0.0
ASIAN	1	1	100.0
BLACK	1	0	0.0
HISPANIC	150	13	8.7
WHITE	281	7	2.5
FEMALE	193	9	4.7
MALE	245	12	4.9
DISTRICT	438	21	4.8
INSTRUCTIONAL PROGRAM SERVICE TYPE			
STUDENTS WITH DISABILITIES	45	4	8.9
LIMITED ENGLISH PROFICIENT	104	11	10.6
ECONOMICALLY DISADVANTAGED	206	10	4.9



DIST_DROP_IPST.lis

8/30/2007

MIGRANT	34	2	5.9
TITLE 1	2	0	0.0
HOMELESS	2	0	0.0
GIFTED AND TALENTED	10	0	0.0

	PUPIL COUNT -----	TOTAL DROPOUTS -----	RATE -----
DISTRICT TOTALS (ALTERNATIVE SCHOOLS ONLY)			
AMERICAN INDIAN	0	0	0.0
ASIAN	0	0	0.0




06/25/2007
10:01

Page : 227

BLACK	0	0	0.0
HISPANIC	0	0	0.0
WHITE	0	0	0.0
FEMALE	0	0	0.0
MALE	0	0	0.0
DISTRICT	0	0	0.0

INSTRUCTIONAL PROGRAM SERVICE TYPE			
STUDENTS WITH DISABILITIES	0	0	0.0
LIMITED ENGLISH PROFICIENT	0	0	0.0
ECONOMICALLY DISADVANTAGED	0	0	0.0
MIGRANT	0	0	0.0
TITLE I	0	0	0.0
HOMELESS	0	0	0.0
GIFTED AND TALENTED	0	0	0.0

District: 3210 WRAY RD-2



	PUPIL COUNT	TOTAL DROPOUTS	RATE
	-----	-----	-----
DISTRICT TOTALS (INCLUDING ALTERNATIVE SCHOOLS)			
AMERICAN INDIAN	1	0	0.0
ASIAN	3	0	0.0
BLACK	2	0	0.0
HISPANIC	58	2	3.4
WHITE	276	5	1.8
FEMALE	166	1	0.6
MALE	174	6	3.4
DISTRICT	340	7	2.1
INSTRUCTIONAL PROGRAM SERVICE TYPE			
STUDENTS WITH DISABILITIES	50	3	6.0
LIMITED ENGLISH PROFICIENT	17	1	5.9
ECONOMICALLY DISADVANTAGED	143	6	4.2
MIGRANT	0	0	0.0
TITLE 1	17	0	0.0
HOMELESS	5	0	0.0
GIFTED AND TALENTED	15	0	0.0
	PUPIL COUNT	TOTAL DROPOUTS	RATE
	-----	-----	-----

DISTRICT TOTALS (EXCLUDING ALTERNATIVE SCHOOLS)

AMERICAN INDIAN	1	0	0.0
ASIAN	3	0	0.0
BLACK	2	0	0.0
HISPANIC	58	2	3.4
WHITE	276	5	1.8
FEMALE	166	1	0.6
MALE	174	6	3.4
DISTRICT	340	7	2.1

INSTRUCTIONAL PROGRAM SERVICE TYPE



06/25/2007
10:01

Page : 228

STUDENTS WITH DISABILITIES	50	3	6.0
LIMITED ENGLISH PROFICIENT	17	1	5.9
ECONOMICALLY DISADVANTAGED	143	6	4.2
MIGRANT	0	0	0.0
TITLE 1	17	0	0.0
HOMELESS	5	0	0.0
GIFTED AND TALENTED	15	0	0.0
	PUPIL COUNT	TOTAL DROPOUTS	RATE
	-----	-----	----
DISTRICT TOTALS (ALTERNATIVE SCHOOLS ONLY)			
AMERICAN INDIAN	0	0	0.0
ASIAN	0	0	0.0
BLACK	0	0	0.0
HISPANIC	0	0	0.0
WHITE	0	0	0.0
FEMALE	0	0	0.0
MALE	0	0	0.0
DISTRICT	0	0	0.0
INSTRUCTIONAL PROGRAM SERVICE TYPE			
STUDENTS WITH DISABILITIES	0	0	0.0
LIMITED ENGLISH PROFICIENT	0	0	0.0
ECONOMICALLY DISADVANTAGED	0	0	0.0
MIGRANT	0	0	0.0
TITLE I	0	0	0.0
HOMELESS	0	0	0.0
GIFTED AND TALENTED	0	0	0.0



District: 3220 IDALIA RJ-3

	PUPIL COUNT	TOTAL DROPOUTS	RATE
	-----	-----	----
DISTRICT TOTALS (INCLUDING ALTERNATIVE SCHOOLS)			
AMERICAN INDIAN	0	0	0.0
ASIAN	0	0	0.0
BLACK	2	0	0.0
HISPANIC	14	0	0.0
WHITE	50	0	0.0
FEMALE	31	0	0.0

DIST_DROP_IPST.lis

8/30/2007

MALE	35	0	0.0
DISTRICT	66	0	0.0
INSTRUCTIONAL PROGRAM SERVICE TYPE			
STUDENTS WITH DISABILITIES	8	0	0.0
LIMITED ENGLISH PROFICIENT	5	0	0.0
ECONOMICALLY DISADVANTAGED	33	0	0.0
MIGRANT	7	0	0.0
TITLE 1	0	0	0.0
HOMELESS	2	0	0.0
GIFTED AND TALENTED	15	0	0.0



06/25/2007
10:01

Page : 229

	PUPIL COUNT -----	TOTAL DROPOUTS -----	RATE -----
DISTRICT TOTALS (EXCLUDING ALTERNATIVE SCHOOLS)			
AMERICAN INDIAN	0	0	0.0
ASIAN	0	0	0.0
BLACK	2	0	0.0
HISPANIC	14	0	0.0
WHITE	50	0	0.0
FEMALE	31	0	0.0
MALE	35	0	0.0
DISTRICT	66	0	0.0
INSTRUCTIONAL PROGRAM SERVICE TYPE			
STUDENTS WITH DISABILITIES	8	0	0.0
LIMITED ENGLISH PROFICIENT	5	0	0.0
ECONOMICALLY DISADVANTAGED	33	0	0.0
MIGRANT	7	0	0.0
TITLE 1	0	0	0.0
HOMELESS	2	0	0.0
GIFTED AND TALENTED	15	0	0.0
	PUPIL COUNT -----	TOTAL DROPOUTS -----	RATE -----
DISTRICT TOTALS (ALTERNATIVE SCHOOLS ONLY)			
AMERICAN INDIAN	0	0	0.0
ASIAN	0	0	0.0
BLACK	0	0	0.0
HISPANIC	0	0	0.0
WHITE	0	0	0.0
FEMALE	0	0	0.0
MALE	0	0	0.0
DISTRICT	0	0	0.0
INSTRUCTIONAL PROGRAM SERVICE TYPE			
STUDENTS WITH DISABILITIES	0	0	0.0
LIMITED ENGLISH PROFICIENT	0	0	0.0
ECONOMICALLY DISADVANTAGED	0	0	0.0
MIGRANT	0	0	0.0
TITLE I	0	0	0.0



DIST_DROP_IPST.lis

8/30/2007

HOMELESS	0	0	0.0
GIFTED AND TALENTED	0	0	0.0

District: 3230 LIBERTY J-4

	PUPIL COUNT -----	TOTAL DROPOUTS -----	RATE -----
DISTRICT TOTALS (INCLUDING ALTERNATIVE SCHOOLS)			
AMERICAN INDIAN	2	0	0.0
ASIAN	1	0	0.0




06/25/2007
10:01

Page : 230

BLACK	0	0	0.0
HISPANIC	1	0	0.0
WHITE	46	0	0.0
FEMALE	23	0	0.0
MALE	27	0	0.0
DISTRICT	50	0	0.0

INSTRUCTIONAL PROGRAM SERVICE TYPE			
STUDENTS WITH DISABILITIES	4	0	0.0
LIMITED ENGLISH PROFICIENT	0	0	0.0
ECONOMICALLY DISADVANTAGED	28	0	0.0
MIGRANT	1	0	0.0
TITLE 1	0	0	0.0
HOMELESS	0	0	0.0
GIFTED AND TALENTED	4	0	0.0



	PUPIL COUNT	TOTAL DROPOUTS	RATE
	-----	-----	-----
DISTRICT TOTALS (EXCLUDING ALTERNATIVE SCHOOLS)			
AMERICAN INDIAN	2	0	0.0
ASIAN	1	0	0.0
BLACK	0	0	0.0
HISPANIC	1	0	0.0
WHITE	46	0	0.0
FEMALE	23	0	0.0
MALE	27	0	0.0
DISTRICT	50	0	0.0

INSTRUCTIONAL PROGRAM SERVICE TYPE			
STUDENTS WITH DISABILITIES	4	0	0.0
LIMITED ENGLISH PROFICIENT	0	0	0.0
ECONOMICALLY DISADVANTAGED	28	0	0.0
MIGRANT	1	0	0.0
TITLE 1	0	0	0.0
HOMELESS	0	0	0.0
GIFTED AND TALENTED	4	0	0.0

	PUPIL COUNT	TOTAL DROPOUTS	RATE
	-----	-----	-----
DISTRICT TOTALS (ALTERNATIVE SCHOOLS ONLY)			

DIST_DROP_IPST.lis

8/30/2007

AMERICAN INDIAN	0	0	0.0
ASIAN	0	0	0.0
BLACK	0	0	0.0
HISPANIC	0	0	0.0
WHITE	0	0	0.0
FEMALE	0	0	0.0
MALE	0	0	0.0
DISTRICT	0	0	0.0
INSTRUCTIONAL PROGRAM SERVICE TYPE			
STUDENTS WITH DISABILITIES	0	0	0.0
LIMITED ENGLISH PROFICIENT	0	0	0.0



06/25/2007
10:01


Page : 231

ECONOMICALLY DISADVANTAGED	0	0	0.0
MIGRANT	0	0	0.0
TITLE I	0	0	0.0
HOMELESS	0	0	0.0
GIFTED AND TALENTED	0	0	0.0

COUNTY : 98 NONE

District: 8001 CHARTER SCHOOL INSTITUTE

	PUPIL COUNT -----	TOTAL DROPOUTS -----	RATE -----
DISTRICT TOTALS (INCLUDING ALTERNATIVE SCHOOLS)			
AMERICAN INDIAN	0	0	0.0
ASIAN	0	0	0.0
BLACK	0	0	0.0
HISPANIC	0	0	0.0
WHITE	0	0	0.0
FEMALE	0	0	0.0
MALE	0	0	0.0
DISTRICT	0	0	0.0
INSTRUCTIONAL PROGRAM SERVICE TYPE			
STUDENTS WITH DISABILITIES	0	0	0.0
LIMITED ENGLISH PROFICIENT	0	0	0.0
ECONOMICALLY DISADVANTAGED	0	0	0.0
MIGRANT	0	0	0.0
TITLE 1	0	0	0.0
HOMELESS	0	0	0.0
GIFTED AND TALENTED	0	0	0.0
	PUPIL COUNT -----	TOTAL DROPOUTS -----	RATE -----
DISTRICT TOTALS (EXCLUDING ALTERNATIVE SCHOOLS)			
AMERICAN INDIAN	0	0	0.0
ASIAN	0	0	0.0
BLACK	0	0	0.0
HISPANIC	0	0	0.0
WHITE	0	0	0.0
FEMALE	0	0	0.0



DIST_DROP_IPST.lis

8/30/2007

MALE	0	0	0.0
DISTRICT	0	0	0.0
INSTRUCTIONAL PROGRAM SERVICE TYPE			
STUDENTS WITH DISABILITIES	0	0	0.0
LIMITED ENGLISH PROFICIENT	0	0	0.0
ECONOMICALLY DISADVANTAGED	0	0	0.0
MIGRANT	0	0	0.0
TITLE 1	0	0	0.0
HOMELESS	0	0	0.0
GIFTED AND TALENTED	0	0	0.0



06/25/2007
10:01

Page : 232

	PUPIL COUNT	TOTAL DROPOUTS	RATE
	-----	-----	-----
DISTRICT TOTALS (ALTERNATIVE SCHOOLS ONLY)			
AMERICAN INDIAN	0	0	0.0
ASIAN	0	0	0.0
BLACK	0	0	0.0
HISPANIC	0	0	0.0
WHITE	0	0	0.0
FEMALE	0	0	0.0
MALE	0	0	0.0
DISTRICT	0	0	0.0
INSTRUCTIONAL PROGRAM SERVICE TYPE			
STUDENTS WITH DISABILITIES	0	0	0.0
LIMITED ENGLISH PROFICIENT	0	0	0.0
ECONOMICALLY DISADVANTAGED	0	0	0.0
MIGRANT	0	0	0.0
TITLE I	0	0	0.0
HOMELESS	0	0	0.0
GIFTED AND TALENTED	0	0	0.0



COUNTY : 90 COLORADO BOCS

District: 9025 EAST CENTRAL BOCES

	PUPIL COUNT	TOTAL DROPOUTS	RATE
	-----	-----	-----
DISTRICT TOTALS (INCLUDING ALTERNATIVE SCHOOLS)			
AMERICAN INDIAN	0	0	0.0
ASIAN	0	0	0.0
BLACK	0	0	0.0
HISPANIC	0	0	0.0
WHITE	0	0	0.0
FEMALE	0	0	0.0
MALE	0	0	0.0
DISTRICT	0	0	0.0
INSTRUCTIONAL PROGRAM SERVICE TYPE			
STUDENTS WITH DISABILITIES	0	0	0.0

DIST_DROP_IPST.lis

8/30/2007

LIMITED ENGLISH PROFICIENT	0	0	0.0
ECONOMICALLY DISADVANTAGED	0	0	0.0
MIGRANT	0	0	0.0
TITLE 1	0	0	0.0
HOMELESS	0	0	0.0
GIFTED AND TALENTED	0	0	0.0

	PUPIL COUNT	TOTAL DROPOUTS	RATE
	-----	-----	-----

DISTRICT TOTALS (EXCLUDING ALTERNATIVE SCHOOLS)



06/25/2007
10:01

Page : 233

AMERICAN INDIAN	0	0	0.0
ASIAN	0	0	0.0
BLACK	0	0	0.0
HISPANIC	0	0	0.0
WHITE	0	0	0.0
FEMALE	0	0	0.0
MALE	0	0	0.0
DISTRICT	0	0	0.0
INSTRUCTIONAL PROGRAM SERVICE TYPE			
STUDENTS WITH DISABILITIES	0	0	0.0
LIMITED ENGLISH PROFICIENT	0	0	0.0
ECONOMICALLY DISADVANTAGED	0	0	0.0
MIGRANT	0	0	0.0
TITLE 1	0	0	0.0
HOMELESS	0	0	0.0
GIFTED AND TALENTED	0	0	0.0
	PUPIL COUNT	TOTAL DROPOUTS	RATE
	-----	-----	-----
DISTRICT TOTALS (ALTERNATIVE SCHOOLS ONLY)			
AMERICAN INDIAN	0	0	0.0
ASIAN	0	0	0.0
BLACK	0	0	0.0
HISPANIC	0	0	0.0
WHITE	0	0	0.0
FEMALE	0	0	0.0
MALE	0	0	0.0
DISTRICT	0	0	0.0
INSTRUCTIONAL PROGRAM SERVICE TYPE			
STUDENTS WITH DISABILITIES	0	0	0.0
LIMITED ENGLISH PROFICIENT	0	0	0.0
ECONOMICALLY DISADVANTAGED	0	0	0.0
MIGRANT	0	0	0.0
TITLE I	0	0	0.0
HOMELESS	0	0	0.0
GIFTED AND TALENTED	0	0	0.0

District: 9030 MOUNTAIN BOCES

TOTAL


	PUPIL COUNT	DROPOUTS	RATE
	-----	-----	----
DISTRICT TOTALS (INCLUDING ALTERNATIVE SCHOOLS)			
AMERICAN INDIAN	4	1	25.0
ASIAN	2	0	0.0
BLACK	0	0	0.0
HISPANIC	64	15	23.4
WHITE	150	24	16.0
FEMALE	115	21	18.3
MALE	105	19	18.1
DISTRICT	220	40	18.2



06/25/2007
10:01

Page : 234

INSTRUCTIONAL PROGRAM SERVICE TYPE	PUPIL COUNT	TOTAL DROPOUTS	RATE
	-----	-----	-----
STUDENTS WITH DISABILITIES	57	7	12.3
LIMITED ENGLISH PROFICIENT	0	0	0.0
ECONOMICALLY DISADVANTAGED	41	5	12.2
MIGRANT	0	0	0.0
TITLE 1	0	0	0.0
HOMELESS	0	0	0.0
GIFTED AND TALENTED	0	0	0.0
DISTRICT TOTALS (EXCLUDING ALTERNATIVE SCHOOLS)			
AMERICAN INDIAN	1	0	0.0
ASIAN	0	0	0.0
BLACK	0	0	0.0
HISPANIC	26	6	23.1
WHITE	42	5	11.9
FEMALE	23	4	17.4
MALE	46	7	15.2
DISTRICT	69	11	15.9
INSTRUCTIONAL PROGRAM SERVICE TYPE			
STUDENTS WITH DISABILITIES	41	4	9.8
LIMITED ENGLISH PROFICIENT	0	0	0.0
ECONOMICALLY DISADVANTAGED	12	1	8.3
MIGRANT	0	0	0.0
TITLE 1	0	0	0.0
HOMELESS	0	0	0.0
GIFTED AND TALENTED	0	0	0.0
DISTRICT TOTALS (ALTERNATIVE SCHOOLS ONLY)			
AMERICAN INDIAN	3	1	33.3
ASIAN	2	0	0.0
BLACK	0	0	0.0
HISPANIC	38	9	23.7
WHITE	108	19	17.6
FEMALE	92	17	18.5



MALE	59	12	20.3
DISTRICT	151	29	19.2
INSTRUCTIONAL PROGRAM SERVICE TYPE			
STUDENTS WITH DISABILITIES	16	3	18.8
LIMITED ENGLISH PROFICIENT	0	0	0.0
ECONOMICALLY DISADVANTAGED	29	4	13.8
MIGRANT	0	0	0.0
TITLE I	0	0	0.0
HOMELESS	0	0	0.0
GIFTED AND TALENTED	0	0	0.0



06/25/2007
10:01

Page : 235

District: 9035 CENTENNIAL BOCES

	PUPIL COUNT	TOTAL DROPOUTS	RATE
	-----	-----	----
DISTRICT TOTALS (INCLUDING ALTERNATIVE SCHOOLS)			
AMERICAN INDIAN	1	1	100.0
ASIAN	0	0	0.0
BLACK	1	0	0.0
HISPANIC	91	22	24.2
WHITE	74	21	28.4
FEMALE	88	19	21.6
MALE	79	25	31.6
DISTRICT	167	44	26.3
INSTRUCTIONAL PROGRAM SERVICE TYPE			
STUDENTS WITH DISABILITIES	23	8	34.8
LIMITED ENGLISH PROFICIENT	0	0	0.0
ECONOMICALLY DISADVANTAGED	74	17	23.0
MIGRANT	5	0	0.0
TITLE 1	0	0	0.0
HOMELESS	34	6	17.6
GIFTED AND TALENTED	0	0	0.0
	PUPIL COUNT	TOTAL DROPOUTS	RATE
	-----	-----	----
DISTRICT TOTALS (EXCLUDING ALTERNATIVE SCHOOLS)			
AMERICAN INDIAN	0	0	0.0
ASIAN	0	0	0.0
BLACK	0	0	0.0
HISPANIC	0	0	0.0
WHITE	0	0	0.0
FEMALE	0	0	0.0
MALE	0	0	0.0
DISTRICT	0	0	0.0
INSTRUCTIONAL PROGRAM SERVICE TYPE			
STUDENTS WITH DISABILITIES	0	0	0.0
LIMITED ENGLISH PROFICIENT	0	0	0.0
ECONOMICALLY DISADVANTAGED	0	0	0.0



DIST_DROP_IPST.lis

8/30/2007

MIGRANT	0	0	0.0
TITLE 1	0	0	0.0
HOMELESS	0	0	0.0
GIFTED AND TALENTED	0	0	0.0

	PUPIL COUNT -----	TOTAL DROPOUTS -----	RATE -----
DISTRICT TOTALS (ALTERNATIVE SCHOOLS ONLY)			
AMERICAN INDIAN	1	1	100.0
ASIAN	0	0	0.0



06/25/2007
10:01

Page : 236

BLACK	1	0	0.0
HISPANIC	91	22	24.2
WHITE	74	21	28.4
FEMALE	88	19	21.6
MALE	79	25	31.6
DISTRICT	167	44	26.3

INSTRUCTIONAL PROGRAM SERVICE TYPE			
STUDENTS WITH DISABILITIES	23	8	34.8
LIMITED ENGLISH PROFICIENT	0	0	0.0
ECONOMICALLY DISADVANTAGED	74	17	23.0
MIGRANT	5	0	0.0
TITLE I	0	0	0.0
HOMELESS	34	6	17.6
GIFTED AND TALENTED	0	0	0.0

District: 9040 NORTHEAST BOCES



	PUPIL COUNT	TOTAL DROPOUTS	RATE
	-----	-----	-----
DISTRICT TOTALS (INCLUDING ALTERNATIVE SCHOOLS)			
AMERICAN INDIAN	0	0	0.0
ASIAN	0	0	0.0
BLACK	0	0	0.0
HISPANIC	0	0	0.0
WHITE	0	0	0.0
FEMALE	0	0	0.0
MALE	0	0	0.0
DISTRICT	0	0	0.0
INSTRUCTIONAL PROGRAM SERVICE TYPE			
STUDENTS WITH DISABILITIES	0	0	0.0
LIMITED ENGLISH PROFICIENT	0	0	0.0
ECONOMICALLY DISADVANTAGED	0	0	0.0
MIGRANT	0	0	0.0
TITLE 1	0	0	0.0
HOMELESS	0	0	0.0
GIFTED AND TALENTED	0	0	0.0

PUPIL COUNT	TOTAL DROPOUTS	RATE
-----	-----	-----

DISTRICT TOTALS (EXCLUDING ALTERNATIVE SCHOOLS)

AMERICAN INDIAN	0	0	0.0
ASIAN	0	0	0.0
BLACK	0	0	0.0
HISPANIC	0	0	0.0
WHITE	0	0	0.0
FEMALE	0	0	0.0
MALE	0	0	0.0
DISTRICT	0	0	0.0

INSTRUCTIONAL PROGRAM SERVICE TYPE



06/25/2007
10:01

Page : 237

STUDENTS WITH DISABILITIES	0	0	0.0
LIMITED ENGLISH PROFICIENT	0	0	0.0
ECONOMICALLY DISADVANTAGED	0	0	0.0
MIGRANT	0	0	0.0
TITLE 1	0	0	0.0
HOMELESS	0	0	0.0
GIFTED AND TALENTED	0	0	0.0
	PUPIL COUNT	TOTAL DROPOUTS	RATE
	-----	-----	----
DISTRICT TOTALS (ALTERNATIVE SCHOOLS ONLY)			
AMERICAN INDIAN	0	0	0.0
ASIAN	0	0	0.0
BLACK	0	0	0.0
HISPANIC	0	0	0.0
WHITE	0	0	0.0
FEMALE	0	0	0.0
MALE	0	0	0.0
DISTRICT	0	0	0.0
INSTRUCTIONAL PROGRAM SERVICE TYPE			
STUDENTS WITH DISABILITIES	0	0	0.0
LIMITED ENGLISH PROFICIENT	0	0	0.0
ECONOMICALLY DISADVANTAGED	0	0	0.0
MIGRANT	0	0	0.0
TITLE I	0	0	0.0
HOMELESS	0	0	0.0
GIFTED AND TALENTED	0	0	0.0



District: 9045 PIKES PEAK BOCES

	PUPIL COUNT	TOTAL DROPOUTS	RATE
	-----	-----	----
DISTRICT TOTALS (INCLUDING ALTERNATIVE SCHOOLS)			
AMERICAN INDIAN	0	0	0.0
ASIAN	0	0	0.0
BLACK	0	0	0.0
HISPANIC	0	0	0.0
WHITE	0	0	0.0
FEMALE	0	0	0.0

DIST_DROP_IPST.lis

8/30/2007

MALE	0	0	0.0
DISTRICT	0	0	0.0
INSTRUCTIONAL PROGRAM SERVICE TYPE			
STUDENTS WITH DISABILITIES	0	0	0.0
LIMITED ENGLISH PROFICIENT	0	0	0.0
ECONOMICALLY DISADVANTAGED	0	0	0.0
MIGRANT	0	0	0.0
TITLE 1	0	0	0.0
HOMELESS	0	0	0.0
GIFTED AND TALENTED	0	0	0.0



06/25/2007
10:01

Page : 238

	PUPIL COUNT -----	TOTAL DROPOUTS -----	RATE -----
DISTRICT TOTALS (EXCLUDING ALTERNATIVE SCHOOLS)			
AMERICAN INDIAN	0	0	0.0
ASIAN	0	0	0.0
BLACK	0	0	0.0
HISPANIC	0	0	0.0
WHITE	0	0	0.0
FEMALE	0	0	0.0
MALE	0	0	0.0
DISTRICT	0	0	0.0
INSTRUCTIONAL PROGRAM SERVICE TYPE			
STUDENTS WITH DISABILITIES	0	0	0.0
LIMITED ENGLISH PROFICIENT	0	0	0.0
ECONOMICALLY DISADVANTAGED	0	0	0.0
MIGRANT	0	0	0.0
TITLE 1	0	0	0.0
HOMELESS	0	0	0.0
GIFTED AND TALENTED	0	0	0.0
	PUPIL COUNT -----	TOTAL DROPOUTS -----	RATE -----
DISTRICT TOTALS (ALTERNATIVE SCHOOLS ONLY)			
AMERICAN INDIAN	0	0	0.0
ASIAN	0	0	0.0
BLACK	0	0	0.0
HISPANIC	0	0	0.0
WHITE	0	0	0.0
FEMALE	0	0	0.0
MALE	0	0	0.0
DISTRICT	0	0	0.0
INSTRUCTIONAL PROGRAM SERVICE TYPE			
STUDENTS WITH DISABILITIES	0	0	0.0
LIMITED ENGLISH PROFICIENT	0	0	0.0
ECONOMICALLY DISADVANTAGED	0	0	0.0
MIGRANT	0	0	0.0
TITLE I	0	0	0.0



DIST_DROP_IPST.lis

8/30/2007

HOMELESS	0	0	0.0
GIFTED AND TALENTED	0	0	0.0

District: 9050 SAN JUAN BOCS

	PUPIL COUNT -----	TOTAL DROPOUTS -----	RATE -----
DISTRICT TOTALS (INCLUDING ALTERNATIVE SCHOOLS)			
AMERICAN INDIAN	0	0	0.0
ASIAN	0	0	0.0



06/25/2007
10:01

Page : 239

BLACK	0	0	0.0
HISPANIC	0	0	0.0
WHITE	0	0	0.0
FEMALE	0	0	0.0
MALE	0	0	0.0
DISTRICT	0	0	0.0

INSTRUCTIONAL PROGRAM SERVICE TYPE			
STUDENTS WITH DISABILITIES	0	0	0.0
LIMITED ENGLISH PROFICIENT	0	0	0.0
ECONOMICALLY DISADVANTAGED	0	0	0.0
MIGRANT	0	0	0.0
TITLE 1	0	0	0.0
HOMELESS	0	0	0.0
GIFTED AND TALENTED	0	0	0.0



	PUPIL COUNT	TOTAL DROPOUTS	RATE
	-----	-----	-----
DISTRICT TOTALS (EXCLUDING ALTERNATIVE SCHOOLS)			
AMERICAN INDIAN	0	0	0.0
ASIAN	0	0	0.0
BLACK	0	0	0.0
HISPANIC	0	0	0.0
WHITE	0	0	0.0
FEMALE	0	0	0.0
MALE	0	0	0.0
DISTRICT	0	0	0.0

INSTRUCTIONAL PROGRAM SERVICE TYPE			
STUDENTS WITH DISABILITIES	0	0	0.0
LIMITED ENGLISH PROFICIENT	0	0	0.0
ECONOMICALLY DISADVANTAGED	0	0	0.0
MIGRANT	0	0	0.0
TITLE 1	0	0	0.0
HOMELESS	0	0	0.0
GIFTED AND TALENTED	0	0	0.0

PUPIL COUNT	TOTAL DROPOUTS	RATE
-----	-----	-----

DISTRICT TOTALS (ALTERNATIVE SCHOOLS ONLY)

DIST_DROP_IPST.lis

8/30/2007

AMERICAN INDIAN	0	0	0.0
ASIAN	0	0	0.0
BLACK	0	0	0.0
HISPANIC	0	0	0.0
WHITE	0	0	0.0
FEMALE	0	0	0.0
MALE	0	0	0.0
DISTRICT	0	0	0.0
INSTRUCTIONAL PROGRAM SERVICE TYPE			
STUDENTS WITH DISABILITIES	0	0	0.0
LIMITED ENGLISH PROFICIENT	0	0	0.0



06/25/2007
10:01

Page : 240

ECONOMICALLY DISADVANTAGED	0	0	0.0
MIGRANT	0	0	0.0
TITLE I	0	0	0.0
HOMELESS	0	0	0.0
GIFTED AND TALENTED	0	0	0.0

District: 9055 SAN LUIS VALLEY BOCES

	PUPIL COUNT -----	TOTAL DROPOUTS -----	RATE -----
DISTRICT TOTALS (INCLUDING ALTERNATIVE SCHOOLS)			
AMERICAN INDIAN	0	0	0.0
ASIAN	0	0	0.0
BLACK	0	0	0.0
HISPANIC	0	0	0.0
WHITE	0	0	0.0
FEMALE	0	0	0.0
MALE	0	0	0.0
DISTRICT	0	0	0.0
INSTRUCTIONAL PROGRAM SERVICE TYPE			
STUDENTS WITH DISABILITIES	0	0	0.0
LIMITED ENGLISH PROFICIENT	0	0	0.0
ECONOMICALLY DISADVANTAGED	0	0	0.0
MIGRANT	0	0	0.0
TITLE 1	0	0	0.0
HOMELESS	0	0	0.0
GIFTED AND TALENTED	0	0	0.0



	PUPIL COUNT -----	TOTAL DROPOUTS -----	RATE -----
DISTRICT TOTALS (EXCLUDING ALTERNATIVE SCHOOLS)			
AMERICAN INDIAN	0	0	0.0
ASIAN	0	0	0.0
BLACK	0	0	0.0
HISPANIC	0	0	0.0
WHITE	0	0	0.0
FEMALE	0	0	0.0
MALE	0	0	0.0
DISTRICT	0	0	0.0

INSTRUCTIONAL PROGRAM SERVICE TYPE			
STUDENTS WITH DISABILITIES	0	0	0.0
LIMITED ENGLISH PROFICIENT	0	0	0.0
ECONOMICALLY DISADVANTAGED	0	0	0.0
MIGRANT	0	0	0.0
TITLE 1	0	0	0.0
HOMELESS	0	0	0.0
GIFTED AND TALENTED	0	0	0.0



06/25/2007
10:01

Page : 241

	PUPIL COUNT	TOTAL DROPOUTS	RATE
	-----	-----	-----
DISTRICT TOTALS (ALTERNATIVE SCHOOLS ONLY)			
AMERICAN INDIAN	0	0	0.0
ASIAN	0	0	0.0
BLACK	0	0	0.0
HISPANIC	0	0	0.0
WHITE	0	0	0.0
FEMALE	0	0	0.0
MALE	0	0	0.0
DISTRICT	0	0	0.0
INSTRUCTIONAL PROGRAM SERVICE TYPE			
STUDENTS WITH DISABILITIES	0	0	0.0
LIMITED ENGLISH PROFICIENT	0	0	0.0
ECONOMICALLY DISADVANTAGED	0	0	0.0
MIGRANT	0	0	0.0
TITLE I	0	0	0.0
HOMELESS	0	0	0.0
GIFTED AND TALENTED	0	0	0.0
District: 9060 SOUTH CENTRAL BOCES			
	PUPIL COUNT	TOTAL DROPOUTS	RATE
	-----	-----	-----
DISTRICT TOTALS (INCLUDING ALTERNATIVE SCHOOLS)			
AMERICAN INDIAN	0	0	0.0
ASIAN	0	0	0.0
BLACK	0	0	0.0
HISPANIC	0	0	0.0
WHITE	0	0	0.0
FEMALE	0	0	0.0
MALE	0	0	0.0
DISTRICT	0	0	0.0
INSTRUCTIONAL PROGRAM SERVICE TYPE			
STUDENTS WITH DISABILITIES	0	0	0.0
LIMITED ENGLISH PROFICIENT	0	0	0.0
ECONOMICALLY DISADVANTAGED	0	0	0.0



DIST_DROP_IPST.lis

8/30/2007

MIGRANT	0	0	0.0
TITLE 1	0	0	0.0
HOMELESS	0	0	0.0
GIFTED AND TALENTED	0	0	0.0

	PUPIL COUNT -----	TOTAL DROPOUTS -----	RATE -----
DISTRICT TOTALS (EXCLUDING ALTERNATIVE SCHOOLS)			
AMERICAN INDIAN	0	0	0.0
ASIAN	0	0	0.0



06/25/2007
10:01

Page : 242

BLACK	0	0	0.0
HISPANIC	0	0	0.0
WHITE	0	0	0.0
FEMALE	0	0	0.0
MALE	0	0	0.0
DISTRICT	0	0	0.0

INSTRUCTIONAL PROGRAM SERVICE TYPE			
STUDENTS WITH DISABILITIES	0	0	0.0
LIMITED ENGLISH PROFICIENT	0	0	0.0
ECONOMICALLY DISADVANTAGED	0	0	0.0
MIGRANT	0	0	0.0
TITLE 1	0	0	0.0
HOMELESS	0	0	0.0
GIFTED AND TALENTED	0	0	0.0



	PUPIL COUNT	TOTAL DROPOUTS	RATE
	-----	-----	-----
DISTRICT TOTALS (ALTERNATIVE SCHOOLS ONLY)			
AMERICAN INDIAN	0	0	0.0
ASIAN	0	0	0.0
BLACK	0	0	0.0
HISPANIC	0	0	0.0
WHITE	0	0	0.0
FEMALE	0	0	0.0
MALE	0	0	0.0
DISTRICT	0	0	0.0

INSTRUCTIONAL PROGRAM SERVICE TYPE			
STUDENTS WITH DISABILITIES	0	0	0.0
LIMITED ENGLISH PROFICIENT	0	0	0.0
ECONOMICALLY DISADVANTAGED	0	0	0.0
MIGRANT	0	0	0.0
TITLE I	0	0	0.0
HOMELESS	0	0	0.0
GIFTED AND TALENTED	0	0	0.0

District: 9075 SOUTHEASTERN BOCES

PUPIL COUNT	TOTAL DROPOUTS	RATE
-----	-----	-----

DISTRICT TOTALS (INCLUDING ALTERNATIVE SCHOOLS)

AMERICAN INDIAN	0	0	0.0
ASIAN	0	0	0.0
BLACK	0	0	0.0
HISPANIC	0	0	0.0
WHITE	0	0	0.0
FEMALE	0	0	0.0
MALE	0	0	0.0
DISTRICT	0	0	0.0

INSTRUCTIONAL PROGRAM SERVICE TYPE



06/25/2007
10:01

Page : 243

STUDENTS WITH DISABILITIES	0	0	0.0
LIMITED ENGLISH PROFICIENT	0	0	0.0
ECONOMICALLY DISADVANTAGED	0	0	0.0
MIGRANT	0	0	0.0
TITLE 1	0	0	0.0
HOMELESS	0	0	0.0
GIFTED AND TALENTED	0	0	0.0
	PUPIL COUNT	TOTAL DROPOUTS	RATE
	-----	-----	-----
DISTRICT TOTALS (EXCLUDING ALTERNATIVE SCHOOLS)			
AMERICAN INDIAN	0	0	0.0
ASIAN	0	0	0.0
BLACK	0	0	0.0
HISPANIC	0	0	0.0
WHITE	0	0	0.0
FEMALE	0	0	0.0
MALE	0	0	0.0
DISTRICT	0	0	0.0
INSTRUCTIONAL PROGRAM SERVICE TYPE			
STUDENTS WITH DISABILITIES	0	0	0.0
LIMITED ENGLISH PROFICIENT	0	0	0.0
ECONOMICALLY DISADVANTAGED	0	0	0.0
MIGRANT	0	0	0.0
TITLE 1	0	0	0.0
HOMELESS	0	0	0.0
GIFTED AND TALENTED	0	0	0.0
	PUPIL COUNT	TOTAL DROPOUTS	RATE
	-----	-----	-----
DISTRICT TOTALS (ALTERNATIVE SCHOOLS ONLY)			
AMERICAN INDIAN	0	0	0.0
ASIAN	0	0	0.0
BLACK	0	0	0.0
HISPANIC	0	0	0.0
WHITE	0	0	0.0
FEMALE	0	0	0.0
MALE	0	0	0.0
DISTRICT	0	0	0.0



INSTRUCTIONAL PROGRAM SERVICE TYPE

STUDENTS WITH DISABILITIES	0	0	0.0
LIMITED ENGLISH PROFICIENT	0	0	0.0
ECONOMICALLY DISADVANTAGED	0	0	0.0
MIGRANT	0	0	0.0
TITLE I	0	0	0.0
HOMELESS	0	0	0.0
GIFTED AND TALENTED	0	0	0.0

District: 9080 SOUTHWEST BOCES



06/25/2007
10:01

Page : 244

	PUPIL COUNT	TOTAL DROPOUTS	RATE
	-----	-----	-----
DISTRICT TOTALS (INCLUDING ALTERNATIVE SCHOOLS)			
AMERICAN INDIAN	0	0	0.0
ASIAN	0	0	0.0
BLACK	0	0	0.0
HISPANIC	0	0	0.0
WHITE	0	0	0.0
FEMALE	0	0	0.0
MALE	0	0	0.0
DISTRICT	0	0	0.0
INSTRUCTIONAL PROGRAM SERVICE TYPE			
STUDENTS WITH DISABILITIES	0	0	0.0
LIMITED ENGLISH PROFICIENT	0	0	0.0
ECONOMICALLY DISADVANTAGED	0	0	0.0
MIGRANT	0	0	0.0
TITLE 1	0	0	0.0
HOMELESS	0	0	0.0
GIFTED AND TALENTED	0	0	0.0
	PUPIL COUNT	TOTAL DROPOUTS	RATE
	-----	-----	-----
DISTRICT TOTALS (EXCLUDING ALTERNATIVE SCHOOLS)			
AMERICAN INDIAN	0	0	0.0
ASIAN	0	0	0.0
BLACK	0	0	0.0
HISPANIC	0	0	0.0
WHITE	0	0	0.0
FEMALE	0	0	0.0
MALE	0	0	0.0
DISTRICT	0	0	0.0
INSTRUCTIONAL PROGRAM SERVICE TYPE			
STUDENTS WITH DISABILITIES	0	0	0.0
LIMITED ENGLISH PROFICIENT	0	0	0.0
ECONOMICALLY DISADVANTAGED	0	0	0.0
MIGRANT	0	0	0.0
TITLE 1	0	0	0.0



HOMELESS	0	0	0.0
GIFTED AND TALENTED	0	0	0.0
	PUPIL COUNT	TOTAL DROPOUTS	RATE
	-----	-----	-----
DISTRICT TOTALS (ALTERNATIVE SCHOOLS ONLY)			
AMERICAN INDIAN	0	0	0.0
ASIAN	0	0	0.0
BLACK	0	0	0.0
HISPANIC	0	0	0.0




06/25/2007
10:01

Page : 245

WHITE	0	0	0.0
FEMALE	0	0	0.0
MALE	0	0	0.0
DISTRICT	0	0	0.0

INSTRUCTIONAL PROGRAM SERVICE TYPE			
STUDENTS WITH DISABILITIES	0	0	0.0
LIMITED ENGLISH PROFICIENT	0	0	0.0
ECONOMICALLY DISADVANTAGED	0	0	0.0
MIGRANT	0	0	0.0
TITLE I	0	0	0.0
HOMELESS	0	0	0.0
GIFTED AND TALENTED	0	0	0.0

District: 9095 NORTHWEST COLO BOCES



	PUPIL COUNT	TOTAL DROPOUTS	RATE
	-----	-----	-----
DISTRICT TOTALS (INCLUDING ALTERNATIVE SCHOOLS)			
AMERICAN INDIAN	0	0	0.0
ASIAN	0	0	0.0
BLACK	0	0	0.0
HISPANIC	0	0	0.0
WHITE	0	0	0.0
FEMALE	0	0	0.0
MALE	0	0	0.0
DISTRICT	0	0	0.0
INSTRUCTIONAL PROGRAM SERVICE TYPE			
STUDENTS WITH DISABILITIES	0	0	0.0
LIMITED ENGLISH PROFICIENT	0	0	0.0
ECONOMICALLY DISADVANTAGED	0	0	0.0
MIGRANT	0	0	0.0
TITLE 1	0	0	0.0
HOMELESS	0	0	0.0
GIFTED AND TALENTED	0	0	0.0
	PUPIL COUNT	TOTAL DROPOUTS	RATE
	-----	-----	-----

DISTRICT TOTALS (EXCLUDING ALTERNATIVE SCHOOLS)

DIST_DROP_IPST.lis

8/30/2007

AMERICAN INDIAN	0	0	0.0
ASIAN	0	0	0.0
BLACK	0	0	0.0
HISPANIC	0	0	0.0
WHITE	0	0	0.0
FEMALE	0	0	0.0
MALE	0	0	0.0
DISTRICT	0	0	0.0
INSTRUCTIONAL PROGRAM SERVICE TYPE			
STUDENTS WITH DISABILITIES	0	0	0.0
LIMITED ENGLISH PROFICIENT	0	0	0.0



06/25/2007
10:01

Page : 246

ECONOMICALLY DISADVANTAGED	0	0	0.0
MIGRANT	0	0	0.0
TITLE 1	0	0	0.0
HOMELESS	0	0	0.0
GIFTED AND TALENTED	0	0	0.0

	PUPIL COUNT -----	TOTAL DROPOUTS -----	RATE -----
DISTRICT TOTALS (ALTERNATIVE SCHOOLS ONLY)			
AMERICAN INDIAN	0	0	0.0
ASIAN	0	0	0.0
BLACK	0	0	0.0
HISPANIC	0	0	0.0
WHITE	0	0	0.0
FEMALE	0	0	0.0
MALE	0	0	0.0
DISTRICT	0	0	0.0
INSTRUCTIONAL PROGRAM SERVICE TYPE			
STUDENTS WITH DISABILITIES	0	0	0.0
LIMITED ENGLISH PROFICIENT	0	0	0.0
ECONOMICALLY DISADVANTAGED	0	0	0.0
MIGRANT	0	0	0.0
TITLE I	0	0	0.0
HOMELESS	0	0	0.0
GIFTED AND TALENTED	0	0	0.0



District: 9110 LARIMER BOCES

	PUPIL COUNT -----	TOTAL DROPOUTS -----	RATE -----
DISTRICT TOTALS (INCLUDING ALTERNATIVE SCHOOLS)			
AMERICAN INDIAN	0	0	0.0
ASIAN	0	0	0.0
BLACK	0	0	0.0
HISPANIC	0	0	0.0
WHITE	0	0	0.0
FEMALE	0	0	0.0
MALE	0	0	0.0
DISTRICT	0	0	0.0

INSTRUCTIONAL PROGRAM SERVICE TYPE			
STUDENTS WITH DISABILITIES	0	0	0.0
LIMITED ENGLISH PROFICIENT	0	0	0.0
ECONOMICALLY DISADVANTAGED	0	0	0.0
MIGRANT	0	0	0.0
TITLE 1	0	0	0.0
HOMELESS	0	0	0.0
GIFTED AND TALENTED	0	0	0.0



06/25/2007
10:01

Page : 247

	PUPIL COUNT -----	TOTAL DROPOUTS -----	RATE -----
DISTRICT TOTALS (EXCLUDING ALTERNATIVE SCHOOLS)			
AMERICAN INDIAN	0	0	0.0
ASIAN	0	0	0.0
BLACK	0	0	0.0
HISPANIC	0	0	0.0
WHITE	0	0	0.0
FEMALE	0	0	0.0
MALE	0	0	0.0
DISTRICT	0	0	0.0
INSTRUCTIONAL PROGRAM SERVICE TYPE			
STUDENTS WITH DISABILITIES	0	0	0.0
LIMITED ENGLISH PROFICIENT	0	0	0.0
ECONOMICALLY DISADVANTAGED	0	0	0.0
MIGRANT	0	0	0.0
TITLE 1	0	0	0.0
HOMELESS	0	0	0.0
GIFTED AND TALENTED	0	0	0.0
	PUPIL COUNT -----	TOTAL DROPOUTS -----	RATE -----
DISTRICT TOTALS (ALTERNATIVE SCHOOLS ONLY)			
AMERICAN INDIAN	0	0	0.0
ASIAN	0	0	0.0
BLACK	0	0	0.0
HISPANIC	0	0	0.0
WHITE	0	0	0.0
FEMALE	0	0	0.0
MALE	0	0	0.0
DISTRICT	0	0	0.0
INSTRUCTIONAL PROGRAM SERVICE TYPE			
STUDENTS WITH DISABILITIES	0	0	0.0
LIMITED ENGLISH PROFICIENT	0	0	0.0
ECONOMICALLY DISADVANTAGED	0	0	0.0
MIGRANT	0	0	0.0
TITLE I	0	0	0.0



DIST_DROP_IPST.lis

8/30/2007

HOMELESS	0	0	0.0
GIFTED AND TALENTED	0	0	0.0

District: 9120 ADAMS COUNTY BOCES

	PUPIL COUNT -----	TOTAL DROPOUTS -----	RATE -----
DISTRICT TOTALS (INCLUDING ALTERNATIVE SCHOOLS)			
AMERICAN INDIAN	0	0	0.0
ASIAN	0	0	0.0



06/25/2007
10:01

Page : 248

BLACK	0	0	0.0
HISPANIC	0	0	0.0
WHITE	0	0	0.0
FEMALE	0	0	0.0
MALE	0	0	0.0
DISTRICT	0	0	0.0

INSTRUCTIONAL PROGRAM SERVICE TYPE			
STUDENTS WITH DISABILITIES	0	0	0.0
LIMITED ENGLISH PROFICIENT	0	0	0.0
ECONOMICALLY DISADVANTAGED	0	0	0.0
MIGRANT	0	0	0.0
TITLE 1	0	0	0.0
HOMELESS	0	0	0.0
GIFTED AND TALENTED	0	0	0.0



	PUPIL COUNT	TOTAL DROPOUTS	RATE
	-----	-----	-----
DISTRICT TOTALS (EXCLUDING ALTERNATIVE SCHOOLS)			
AMERICAN INDIAN	0	0	0.0
ASIAN	0	0	0.0
BLACK	0	0	0.0
HISPANIC	0	0	0.0
WHITE	0	0	0.0
FEMALE	0	0	0.0
MALE	0	0	0.0
DISTRICT	0	0	0.0

INSTRUCTIONAL PROGRAM SERVICE TYPE			
STUDENTS WITH DISABILITIES	0	0	0.0
LIMITED ENGLISH PROFICIENT	0	0	0.0
ECONOMICALLY DISADVANTAGED	0	0	0.0
MIGRANT	0	0	0.0
TITLE 1	0	0	0.0
HOMELESS	0	0	0.0
GIFTED AND TALENTED	0	0	0.0

PUPIL COUNT	TOTAL DROPOUTS	RATE
-----	-----	-----

DISTRICT TOTALS (ALTERNATIVE SCHOOLS ONLY)

DIST_DROP_IPST.lis

8/30/2007

AMERICAN INDIAN	0	0	0.0
ASIAN	0	0	0.0
BLACK	0	0	0.0
HISPANIC	0	0	0.0
WHITE	0	0	0.0
FEMALE	0	0	0.0
MALE	0	0	0.0
DISTRICT	0	0	0.0
INSTRUCTIONAL PROGRAM SERVICE TYPE			
STUDENTS WITH DISABILITIES	0	0	0.0
LIMITED ENGLISH PROFICIENT	0	0	0.0



06/25/2007
10:01

Page : 249

ECONOMICALLY DISADVANTAGED	0	0	0.0
MIGRANT	0	0	0.0
TITLE I	0	0	0.0
HOMELESS	0	0	0.0
GIFTED AND TALENTED	0	0	0.0

District: 9125 RIO BLANCO BOCES

	PUPIL COUNT -----	TOTAL DROPOUTS -----	RATE -----
DISTRICT TOTALS (INCLUDING ALTERNATIVE SCHOOLS)			
AMERICAN INDIAN	0	0	0.0
ASIAN	0	0	0.0
BLACK	0	0	0.0
HISPANIC	0	0	0.0
WHITE	0	0	0.0
FEMALE	0	0	0.0
MALE	0	0	0.0
DISTRICT	0	0	0.0
INSTRUCTIONAL PROGRAM SERVICE TYPE			
STUDENTS WITH DISABILITIES	0	0	0.0
LIMITED ENGLISH PROFICIENT	0	0	0.0
ECONOMICALLY DISADVANTAGED	0	0	0.0
MIGRANT	0	0	0.0
TITLE 1	0	0	0.0
HOMELESS	0	0	0.0
GIFTED AND TALENTED	0	0	0.0



	PUPIL COUNT -----	TOTAL DROPOUTS -----	RATE -----
DISTRICT TOTALS (EXCLUDING ALTERNATIVE SCHOOLS)			
AMERICAN INDIAN	0	0	0.0
ASIAN	0	0	0.0
BLACK	0	0	0.0
HISPANIC	0	0	0.0
WHITE	0	0	0.0
FEMALE	0	0	0.0
MALE	0	0	0.0
DISTRICT	0	0	0.0

INSTRUCTIONAL PROGRAM SERVICE TYPE			
STUDENTS WITH DISABILITIES	0	0	0.0
LIMITED ENGLISH PROFICIENT	0	0	0.0
ECONOMICALLY DISADVANTAGED	0	0	0.0
MIGRANT	0	0	0.0
TITLE 1	0	0	0.0
HOMELESS	0	0	0.0
GIFTED AND TALENTED	0	0	0.0



06/25/2007
10:01

Page : 250

	PUPIL COUNT	TOTAL DROPOUTS	RATE
	-----	-----	-----
DISTRICT TOTALS (ALTERNATIVE SCHOOLS ONLY)			
AMERICAN INDIAN	0	0	0.0
ASIAN	0	0	0.0
BLACK	0	0	0.0
HISPANIC	0	0	0.0
WHITE	0	0	0.0
FEMALE	0	0	0.0
MALE	0	0	0.0
DISTRICT	0	0	0.0
INSTRUCTIONAL PROGRAM SERVICE TYPE			
STUDENTS WITH DISABILITIES	0	0	0.0
LIMITED ENGLISH PROFICIENT	0	0	0.0
ECONOMICALLY DISADVANTAGED	0	0	0.0
MIGRANT	0	0	0.0
TITLE I	0	0	0.0
HOMELESS	0	0	0.0
GIFTED AND TALENTED	0	0	0.0
District: 9130 EXPEDITIONARY BOCES			
	PUPIL COUNT	TOTAL DROPOUTS	RATE
	-----	-----	-----
DISTRICT TOTALS (INCLUDING ALTERNATIVE SCHOOLS)			
AMERICAN INDIAN	0	0	0.0
ASIAN	6	0	0.0
BLACK	7	0	0.0
HISPANIC	25	0	0.0
WHITE	147	0	0.0
FEMALE	87	0	0.0
MALE	98	0	0.0
DISTRICT	185	0	0.0
INSTRUCTIONAL PROGRAM SERVICE TYPE			
STUDENTS WITH DISABILITIES	23	0	0.0
LIMITED ENGLISH PROFICIENT	0	0	0.0
ECONOMICALLY DISADVANTAGED	9	0	0.0



DIST_DROP_IPST.lis

8/30/2007

MIGRANT	0	0	0.0
TITLE 1	0	0	0.0
HOMELESS	0	0	0.0
GIFTED AND TALENTED	0	0	0.0

	PUPIL COUNT -----	TOTAL DROPOUTS -----	RATE -----
DISTRICT TOTALS (EXCLUDING ALTERNATIVE SCHOOLS)			
AMERICAN INDIAN	0	0	0.0
ASIAN	6	0	0.0



06/25/2007
10:01

Page : 251

BLACK	7	0	0.0
HISPANIC	25	0	0.0
WHITE	147	0	0.0
FEMALE	87	0	0.0
MALE	98	0	0.0
DISTRICT	185	0	0.0

INSTRUCTIONAL PROGRAM SERVICE TYPE			
STUDENTS WITH DISABILITIES	23	0	0.0
LIMITED ENGLISH PROFICIENT	0	0	0.0
ECONOMICALLY DISADVANTAGED	9	0	0.0
MIGRANT	0	0	0.0
TITLE 1	0	0	0.0
HOMELESS	0	0	0.0
GIFTED AND TALENTED	0	0	0.0



	PUPIL COUNT	TOTAL DROPOUTS	RATE
	-----	-----	-----
DISTRICT TOTALS (ALTERNATIVE SCHOOLS ONLY)			
AMERICAN INDIAN	0	0	0.0
ASIAN	0	0	0.0
BLACK	0	0	0.0
HISPANIC	0	0	0.0
WHITE	0	0	0.0
FEMALE	0	0	0.0
MALE	0	0	0.0
DISTRICT	0	0	0.0
INSTRUCTIONAL PROGRAM SERVICE TYPE			
STUDENTS WITH DISABILITIES	0	0	0.0
LIMITED ENGLISH PROFICIENT	0	0	0.0
ECONOMICALLY DISADVANTAGED	0	0	0.0
MIGRANT	0	0	0.0
TITLE I	0	0	0.0
HOMELESS	0	0	0.0
GIFTED AND TALENTED	0	0	0.0

District: 9135 GRAND VALLEY BOCES

PUPIL COUNT	TOTAL DROPOUTS	RATE
-----	-----	-----

DISTRICT TOTALS (INCLUDING ALTERNATIVE SCHOOLS)

AMERICAN INDIAN	0	0	0.0
ASIAN	0	0	0.0
BLACK	0	0	0.0
HISPANIC	0	0	0.0
WHITE	0	0	0.0
FEMALE	0	0	0.0
MALE	0	0	0.0
DISTRICT	0	0	0.0

INSTRUCTIONAL PROGRAM SERVICE TYPE



06/25/2007
10:01

Page : 252

STUDENTS WITH DISABILITIES	0	0	0.0
LIMITED ENGLISH PROFICIENT	0	0	0.0
ECONOMICALLY DISADVANTAGED	0	0	0.0
MIGRANT	0	0	0.0
TITLE 1	0	0	0.0
HOMELESS	0	0	0.0
GIFTED AND TALENTED	0	0	0.0
	PUPIL COUNT	TOTAL DROPOUTS	RATE
	-----	-----	-----
DISTRICT TOTALS (EXCLUDING ALTERNATIVE SCHOOLS)			
AMERICAN INDIAN	0	0	0.0
ASIAN	0	0	0.0
BLACK	0	0	0.0
HISPANIC	0	0	0.0
WHITE	0	0	0.0
FEMALE	0	0	0.0
MALE	0	0	0.0
DISTRICT	0	0	0.0
INSTRUCTIONAL PROGRAM SERVICE TYPE			
STUDENTS WITH DISABILITIES	0	0	0.0
LIMITED ENGLISH PROFICIENT	0	0	0.0
ECONOMICALLY DISADVANTAGED	0	0	0.0
MIGRANT	0	0	0.0
TITLE 1	0	0	0.0
HOMELESS	0	0	0.0
GIFTED AND TALENTED	0	0	0.0
	PUPIL COUNT	TOTAL DROPOUTS	RATE
	-----	-----	-----
DISTRICT TOTALS (ALTERNATIVE SCHOOLS ONLY)			
AMERICAN INDIAN	0	0	0.0
ASIAN	0	0	0.0
BLACK	0	0	0.0
HISPANIC	0	0	0.0
WHITE	0	0	0.0
FEMALE	0	0	0.0
MALE	0	0	0.0
DISTRICT	0	0	0.0



INSTRUCTIONAL PROGRAM SERVICE TYPE

STUDENTS WITH DISABILITIES	0	0	0.0
LIMITED ENGLISH PROFICIENT	0	0	0.0
ECONOMICALLY DISADVANTAGED	0	0	0.0
MIGRANT	0	0	0.0
TITLE I	0	0	0.0
HOMELESS	0	0	0.0
GIFTED AND TALENTED	0	0	0.0

District: 9140 MT EVANS BOCES



06/25/2007
10:01

Page : 253

	PUPIL COUNT -----	TOTAL DROPOUTS -----	RATE -----
DISTRICT TOTALS (INCLUDING ALTERNATIVE SCHOOLS)			
AMERICAN INDIAN	0	0	0.0
ASIAN	0	0	0.0
BLACK	0	0	0.0
HISPANIC	0	0	0.0
WHITE	0	0	0.0
FEMALE	0	0	0.0
MALE	0	0	0.0
DISTRICT	0	0	0.0
INSTRUCTIONAL PROGRAM SERVICE TYPE			
STUDENTS WITH DISABILITIES	0	0	0.0
LIMITED ENGLISH PROFICIENT	0	0	0.0
ECONOMICALLY DISADVANTAGED	0	0	0.0
MIGRANT	0	0	0.0
TITLE 1	0	0	0.0
HOMELESS	0	0	0.0
GIFTED AND TALENTED	0	0	0.0
	PUPIL COUNT -----	TOTAL DROPOUTS -----	RATE -----
DISTRICT TOTALS (EXCLUDING ALTERNATIVE SCHOOLS)			
AMERICAN INDIAN	0	0	0.0
ASIAN	0	0	0.0
BLACK	0	0	0.0
HISPANIC	0	0	0.0
WHITE	0	0	0.0
FEMALE	0	0	0.0
MALE	0	0	0.0
DISTRICT	0	0	0.0
INSTRUCTIONAL PROGRAM SERVICE TYPE			
STUDENTS WITH DISABILITIES	0	0	0.0
LIMITED ENGLISH PROFICIENT	0	0	0.0
ECONOMICALLY DISADVANTAGED	0	0	0.0
MIGRANT	0	0	0.0
TITLE 1	0	0	0.0



HOMELESS	0	0	0.0
GIFTED AND TALENTED	0	0	0.0

	PUPIL COUNT	TOTAL DROPOUTS	RATE
	-----	-----	-----
DISTRICT TOTALS (ALTERNATIVE SCHOOLS ONLY)			
AMERICAN INDIAN	0	0	0.0
ASIAN	0	0	0.0
BLACK	0	0	0.0
HISPANIC	0	0	0.0




06/25/2007
10:01

Page : 254

WHITE	0	0	0.0
FEMALE	0	0	0.0
MALE	0	0	0.0
DISTRICT	0	0	0.0

INSTRUCTIONAL PROGRAM SERVICE TYPE			
STUDENTS WITH DISABILITIES	0	0	0.0
LIMITED ENGLISH PROFICIENT	0	0	0.0
ECONOMICALLY DISADVANTAGED	0	0	0.0
MIGRANT	0	0	0.0
TITLE I	0	0	0.0
HOMELESS	0	0	0.0
GIFTED AND TALENTED	0	0	0.0

District: 9145 UNCOMPAHGRE BOCS



	PUPIL COUNT	TOTAL DROPOUTS	RATE
	-----	-----	-----
DISTRICT TOTALS (INCLUDING ALTERNATIVE SCHOOLS)			
AMERICAN INDIAN	0	0	0.0
ASIAN	0	0	0.0
BLACK	0	0	0.0
HISPANIC	0	0	0.0
WHITE	0	0	0.0
FEMALE	0	0	0.0
MALE	0	0	0.0
DISTRICT	0	0	0.0
INSTRUCTIONAL PROGRAM SERVICE TYPE			
STUDENTS WITH DISABILITIES	0	0	0.0
LIMITED ENGLISH PROFICIENT	0	0	0.0
ECONOMICALLY DISADVANTAGED	0	0	0.0
MIGRANT	0	0	0.0
TITLE 1	0	0	0.0
HOMELESS	0	0	0.0
GIFTED AND TALENTED	0	0	0.0
	PUPIL COUNT	TOTAL DROPOUTS	RATE
	-----	-----	-----

DISTRICT TOTALS (EXCLUDING ALTERNATIVE SCHOOLS)

DIST_DROP_IPST.lis

8/30/2007

AMERICAN INDIAN	0	0	0.0
ASIAN	0	0	0.0
BLACK	0	0	0.0
HISPANIC	0	0	0.0
WHITE	0	0	0.0
FEMALE	0	0	0.0
MALE	0	0	0.0
DISTRICT	0	0	0.0
INSTRUCTIONAL PROGRAM SERVICE TYPE			
STUDENTS WITH DISABILITIES	0	0	0.0
LIMITED ENGLISH PROFICIENT	0	0	0.0



06/25/2007
10:01

Page : 255

ECONOMICALLY DISADVANTAGED	0	0	0.0
MIGRANT	0	0	0.0
TITLE 1	0	0	0.0
HOMELESS	0	0	0.0
GIFTED AND TALENTED	0	0	0.0
	PUPIL COUNT	TOTAL DROPOUTS	RATE
	-----	-----	----
DISTRICT TOTALS (ALTERNATIVE SCHOOLS ONLY)			
AMERICAN INDIAN	0	0	0.0
ASIAN	0	0	0.0
BLACK	0	0	0.0
HISPANIC	0	0	0.0
WHITE	0	0	0.0
FEMALE	0	0	0.0
MALE	0	0	0.0
DISTRICT	0	0	0.0
INSTRUCTIONAL PROGRAM SERVICE TYPE			
STUDENTS WITH DISABILITIES	0	0	0.0
LIMITED ENGLISH PROFICIENT	0	0	0.0
ECONOMICALLY DISADVANTAGED	0	0	0.0
MIGRANT	0	0	0.0
TITLE I	0	0	0.0
HOMELESS	0	0	0.0
GIFTED AND TALENTED	0	0	0.0

District: 9150 SANTA FE TRAIL BOCES



	PUPIL COUNT	TOTAL DROPOUTS	RATE
	-----	-----	----
DISTRICT TOTALS (INCLUDING ALTERNATIVE SCHOOLS)			
AMERICAN INDIAN	0	0	0.0
ASIAN	0	0	0.0
BLACK	0	0	0.0
HISPANIC	0	0	0.0
WHITE	0	0	0.0
FEMALE	0	0	0.0
MALE	0	0	0.0
DISTRICT	0	0	0.0

INSTRUCTIONAL PROGRAM SERVICE TYPE			
STUDENTS WITH DISABILITIES	0	0	0.0
LIMITED ENGLISH PROFICIENT	0	0	0.0
ECONOMICALLY DISADVANTAGED	0	0	0.0
MIGRANT	0	0	0.0
TITLE 1	0	0	0.0
HOMELESS	0	0	0.0
GIFTED AND TALENTED	0	0	0.0



06/25/2007
10:01

Page : 256

	PUPIL COUNT -----	TOTAL DROPOUTS -----	RATE -----
DISTRICT TOTALS (EXCLUDING ALTERNATIVE SCHOOLS)			
AMERICAN INDIAN	0	0	0.0
ASIAN	0	0	0.0
BLACK	0	0	0.0
HISPANIC	0	0	0.0
WHITE	0	0	0.0
FEMALE	0	0	0.0
MALE	0	0	0.0
DISTRICT	0	0	0.0
INSTRUCTIONAL PROGRAM SERVICE TYPE			
STUDENTS WITH DISABILITIES	0	0	0.0
LIMITED ENGLISH PROFICIENT	0	0	0.0
ECONOMICALLY DISADVANTAGED	0	0	0.0
MIGRANT	0	0	0.0
TITLE 1	0	0	0.0
HOMELESS	0	0	0.0
GIFTED AND TALENTED	0	0	0.0
	PUPIL COUNT -----	TOTAL DROPOUTS -----	RATE -----
DISTRICT TOTALS (ALTERNATIVE SCHOOLS ONLY)			
AMERICAN INDIAN	0	0	0.0
ASIAN	0	0	0.0
BLACK	0	0	0.0
HISPANIC	0	0	0.0
WHITE	0	0	0.0
FEMALE	0	0	0.0
MALE	0	0	0.0
DISTRICT	0	0	0.0
INSTRUCTIONAL PROGRAM SERVICE TYPE			
STUDENTS WITH DISABILITIES	0	0	0.0
LIMITED ENGLISH PROFICIENT	0	0	0.0
ECONOMICALLY DISADVANTAGED	0	0	0.0
MIGRANT	0	0	0.0
TITLE I	0	0	0.0



DIST_DROP_IPST.lis

8/30/2007

HOMELESS	0	0	0.0
GIFTED AND TALENTED	0	0	0.0

District: 9160 FRONT RANGE BOCES

	PUPIL COUNT -----	TOTAL DROPOUTS -----	RATE -----
DISTRICT TOTALS (INCLUDING ALTERNATIVE SCHOOLS)			
AMERICAN INDIAN	0	0	0.0
ASIAN	0	0	0.0



06/25/2007
10:01

Page : 257

BLACK	0	0	0.0
HISPANIC	0	0	0.0
WHITE	0	0	0.0
FEMALE	0	0	0.0
MALE	0	0	0.0
DISTRICT	0	0	0.0

INSTRUCTIONAL PROGRAM SERVICE TYPE			
STUDENTS WITH DISABILITIES	0	0	0.0
LIMITED ENGLISH PROFICIENT	0	0	0.0
ECONOMICALLY DISADVANTAGED	0	0	0.0
MIGRANT	0	0	0.0
TITLE 1	0	0	0.0
HOMELESS	0	0	0.0
GIFTED AND TALENTED	0	0	0.0



	PUPIL COUNT	TOTAL DROPOUTS	RATE
	-----	-----	-----
DISTRICT TOTALS (EXCLUDING ALTERNATIVE SCHOOLS)			
AMERICAN INDIAN	0	0	0.0
ASIAN	0	0	0.0
BLACK	0	0	0.0
HISPANIC	0	0	0.0
WHITE	0	0	0.0
FEMALE	0	0	0.0
MALE	0	0	0.0
DISTRICT	0	0	0.0

INSTRUCTIONAL PROGRAM SERVICE TYPE			
STUDENTS WITH DISABILITIES	0	0	0.0
LIMITED ENGLISH PROFICIENT	0	0	0.0
ECONOMICALLY DISADVANTAGED	0	0	0.0
MIGRANT	0	0	0.0
TITLE 1	0	0	0.0
HOMELESS	0	0	0.0
GIFTED AND TALENTED	0	0	0.0

PUPIL COUNT	TOTAL DROPOUTS	RATE
-----	-----	-----

DISTRICT TOTALS (ALTERNATIVE SCHOOLS ONLY)

DIST_DROP_IPST.lis

8/30/2007

AMERICAN INDIAN	0	0	0.0
ASIAN	0	0	0.0
BLACK	0	0	0.0
HISPANIC	0	0	0.0
WHITE	0	0	0.0
FEMALE	0	0	0.0
MALE	0	0	0.0
DISTRICT	0	0	0.0
INSTRUCTIONAL PROGRAM SERVICE TYPE			
STUDENTS WITH DISABILITIES	0	0	0.0
LIMITED ENGLISH PROFICIENT	0	0	0.0



06/25/2007
10:01

Page : 258

ECONOMICALLY DISADVANTAGED	0	0	0.0
MIGRANT	0	0	0.0
TITLE I	0	0	0.0
HOMELESS	0	0	0.0
GIFTED AND TALENTED	0	0	0.0

District: 9165 UTE PASS BOCES

	PUPIL COUNT -----	TOTAL DROPOUTS -----	RATE -----
DISTRICT TOTALS (INCLUDING ALTERNATIVE SCHOOLS)			
AMERICAN INDIAN	0	0	0.0
ASIAN	0	0	0.0
BLACK	0	0	0.0
HISPANIC	0	0	0.0
WHITE	0	0	0.0
FEMALE	0	0	0.0
MALE	0	0	0.0
DISTRICT	0	0	0.0
INSTRUCTIONAL PROGRAM SERVICE TYPE			
STUDENTS WITH DISABILITIES	0	0	0.0
LIMITED ENGLISH PROFICIENT	0	0	0.0
ECONOMICALLY DISADVANTAGED	0	0	0.0
MIGRANT	0	0	0.0
TITLE 1	0	0	0.0
HOMELESS	0	0	0.0
GIFTED AND TALENTED	0	0	0.0



	PUPIL COUNT -----	TOTAL DROPOUTS -----	RATE -----
DISTRICT TOTALS (EXCLUDING ALTERNATIVE SCHOOLS)			
AMERICAN INDIAN	0	0	0.0
ASIAN	0	0	0.0
BLACK	0	0	0.0
HISPANIC	0	0	0.0
WHITE	0	0	0.0
FEMALE	0	0	0.0
MALE	0	0	0.0
DISTRICT	0	0	0.0

INSTRUCTIONAL PROGRAM SERVICE TYPE			
STUDENTS WITH DISABILITIES	0	0	0.0
LIMITED ENGLISH PROFICIENT	0	0	0.0
ECONOMICALLY DISADVANTAGED	0	0	0.0
MIGRANT	0	0	0.0
TITLE 1	0	0	0.0
HOMELESS	0	0	0.0
GIFTED AND TALENTED	0	0	0.0



06/25/2007
10:01

Page : 259

	PUPIL COUNT -----	TOTAL DROPOUTS -----	RATE -----
DISTRICT TOTALS (ALTERNATIVE SCHOOLS ONLY)			
AMERICAN INDIAN	0	0	0.0
ASIAN	0	0	0.0
BLACK	0	0	0.0
HISPANIC	0	0	0.0
WHITE	0	0	0.0
FEMALE	0	0	0.0
MALE	0	0	0.0
DISTRICT	0	0	0.0
INSTRUCTIONAL PROGRAM SERVICE TYPE			
STUDENTS WITH DISABILITIES	0	0	0.0
LIMITED ENGLISH PROFICIENT	0	0	0.0
ECONOMICALLY DISADVANTAGED	0	0	0.0
MIGRANT	0	0	0.0
TITLE I	0	0	0.0
HOMELESS	0	0	0.0
GIFTED AND TALENTED	0	0	0.0
	PUPIL COUNT -----	TOTAL DROPOUTS -----	RATE -----
STATE TOTALS (INCLUDING ALTERNATIVE SCHOOLS)			
AMERICAN INDIAN	5,257	358	6.8
ASIAN	12,457	384	3.1
BLACK	26,517	1,755	6.6
HISPANIC	101,876	8,387	8.2
WHITE	258,564	7,147	2.8
FEMALE	197,238	7,973	4.0
MALE	207,433	10,058	4.8
STATE	404,671	18,031	4.5
INSTRUCTIONAL PROGRAM SERVICE TYPE			
STUDENTS WITH DISABILITIES	43,045	2,414	5.6
LIMITED ENGLISH PROFICIENT	32,078	2,481	7.7
ECONOMICALLY DISADVANTAGED	104,854	5,219	5.0
MIGRANT	3,800	230	6.1
TITLE 1	27,326	2,438	8.9



HOMELESS	4,218	367	8.7
GIFTED AND TALENTED	32,553	255	0.8

	PUPIL COUNT	TOTAL DROPOUTS	RATE
	-----	-----	-----
STATE TOTALS (EXCLUDING ALTERNATIVE SCHOOLS)			
AMERICAN INDIAN	4,811	243	5.1
ASIAN	12,173	319	2.6
BLACK	24,677	1,291	5.2
HISPANIC	93,512	5,721	6.1



06/25/2007
10:01

Page : 260

WHITE	249,478	5,217	2.1
FEMALE	187,798	5,520	2.9
MALE	196,550	7,175	3.7
STATE	384,348	12,695	3.3

INSTRUCTIONAL PROGRAM SERVICE TYPE

STUDENTS WITH DISABILITIES	40,825	1,901	4.7
LIMITED ENGLISH PROFICIENT	30,243	1,846	6.1
ECONOMICALLY DISADVANTAGED	98,792	3,779	3.8
MIGRANT	3,715	205	5.5
TITLE 1	24,664	1,663	6.7
HOMELESS	3,719	232	6.2
GIFTED AND TALENTED	32,178	201	0.6

STATE TOTALS (ALTERNATIVE SCHOOLS ONLY)

	PUPIL COUNT	TOTAL DROPOUTS	RATE
	-----	-----	-----
AMERICAN INDIAN	446	115	25.8
ASIAN	284	65	22.9
BLACK	1,840	464	25.2
HISPANIC	8,364	2,666	31.9
WHITE	9,086	1,930	21.2
FEMALE	9,295	2,408	25.9
MALE	10,725	2,832	26.4
STATE	20,020	5,240	26.2

INSTRUCTIONAL PROGRAM SERVICE TYPE

STUDENTS WITH DISABILITIES	2,190	507	23.2
LIMITED ENGLISH PROFICIENT	1,817	630	34.7
ECONOMICALLY DISADVANTAGED	6,014	1,429	23.8
MIGRANT	85	25	29.4
TITLE I	2,660	775	29.1
HOMELESS	496	134	27.0
GIFTED AND TALENTED	371	51	13.7



