

8/17/2006 COLORADO DEPARTMENT OF EDUCATION

2004-2005 STATE DROPOUT COUNTS BY DISTRICT

COUNTY	AMERICAN INDIAN OR ALASKAN NATIVE			ASIAN PACIFIC ISLANDER			BLACK NOT OF HISPANIC ORIGIN			WHITE NOT OF HISPANIC ORIGIN			HISPANIC			TOTALS			
	PUPIL COUNT	DROPOUTS	DROPOUT RATE	PUPIL COUNT	DROPOUTS	DROPOUT RATE	PUPIL COUNT	DROPOUTS	DROPOUT RATE	PUPIL COUNT	DROPOUTS	DROPOUT RATE	PUPIL COUNT	DROPOUTS	DROPOUT RATE	PUPIL COUNT	DROPOUTS	DROPOUT RATE	
DISTRICT:	01	ADAMS MAPLETON 1																	
DISTRICT:	0010																		
DISTRICT TOTALS (INCLUDING ALTERNATIVE SCHOOLS)																			
7TH GRADE MALE	8	0	0	5	0	0	8	2	25	93	6	6.5	143	8	5.6	257	16	6.2	
7TH GRADE FEMALE	6	1	16.7	5	0	0	9	1	11.1	80	9	11.3	139	6	4.3	239	17	7.1	
7TH GRADE TOTAL	14	1	7.1	10	0	0	17	3	17.6	173	15	8.7	282	14	5	496	33	6.7	
8TH GRADE MALE	7	0	0	9	0	0	12	1	8.3	102	10	9.8	161	7	4.3	291	18	6.2	
8TH GRADE FEMALE	5	2	40	3	0	0	8	1	12.5	108	7	6.5	148	12	8.1	272	22	8.1	
8TH GRADE TOTAL	12	2	16.7	12	0	0	20	2	10	210	17	8.1	309	19	6.1	563	40	7.1	
9TH GRADE MALE	6	1	16.7	14	1	7.1	5	2	40	108	16	14.8	143	9	6.3	276	29	10.5	
9TH GRADE FEMALE	7	2	28.6	10	1	10	9	1	11.1	110	7	6.4	155	13	8.4	291	24	8.2	
9TH GRADE TOTAL	13	3	23.1	24	2	8.3	14	3	21.4	218	23	10.6	298	22	7.4	567	53	9.3	
10TH GRADE MALE	6	2	33.3	6	1	16.7	9	2	22.2	88	11	12.5	116	21	18.1	225	37	16.4	
10TH GRADE FEMALE	1	0	0	10	1	10	10	1	10	100	17	17	138	28	20.3	259	47	18.1	
10TH GRADE TOTAL	7	2	28.6	16	2	12.5	19	3	15.8	188	28	14.9	254	49	19.3	484	84	17.4	
11TH GRADE MALE	4	1	25	4	0	0	3	0	0	106	18	17	125	27	21.6	242	46	19	
11TH GRADE FEMALE	2	0	0	1	0	0	5	2	40	77	9	11.7	104	20	19.2	189	31	16.4	
11TH GRADE TOTAL	6	1	16.7	5	0	0	8	2	25	183	27	14.8	229	47	20.5	431	77	17.9	
12TH GRADE MALE	5	0	0	7	1	14.3	7	2	28.6	93	8	8.6	70	18	25.7	182	29	15.9	
12TH GRADE FEMALE	3	0	0	3	1	33.3	0	0	0	73	8	11	100	28	28	179	37	20.7	
12TH GRADE TOTAL	8	0	0	10	2	20	7	2	28.6	166	16	9.6	170	46	27.1	361	66	18.3	
DISTRICT TOTAL MALE	36	4	11.1	45	3	6.7	44	9	20.5	590	69	11.7	758	90	11.9	1,473	175	11.9	
DISTRICT TOTAL FEMALE	24	5	20.8	32	3	9.4	41	6	14.6	548	57	10.4	784	107	13.6	1,429	178	12.5	
DISTRICT TOTAL	60	9	15	77	6	7.8	85	15	17.6	1,138	126	11.1	1,542	197	12.8	2,902	353	12.2	
DISTRICT TOTALS (EXCLUDING ALTERNATIVE SCHOOLS)																			
7TH GRADE MALE	8	0	0	5	0	0	8	2	25	93	6	6.5	143	8	5.6	257	16	6.2	
7TH GRADE FEMALE	6	1	16.7	5	0	0	9	1	11.1	80	9	11.3	139	6	4.3	239	17	7.1	
7TH GRADE TOTAL	14	1	7.1	10	0	0	17	3	17.6	173	15	8.7	282	14	5	496	33	6.7	
8TH GRADE MALE	7	0	0	9	0	0	12	1	8.3	102	10	9.8	161	7	4.3	291	18	6.2	
8TH GRADE FEMALE	5	2	40	3	0	0	8	1	12.5	108	7	6.5	148	12	8.1	272	22	8.1	
8TH GRADE TOTAL	12	2	16.7	12	0	0	20	2	10	210	17	8.1	309	19	6.1	563	40	7.1	
9TH GRADE MALE	6	1	16.7	14	1	7.1	5	2	40	108	16	14.8	143	9	6.3	276	29	10.5	
9TH GRADE FEMALE	7	2	28.6	10	1	10	9	1	11.1	110	7	6.4	155	13	8.4	291	24	8.2	
9TH GRADE TOTAL	13	3	23.1	24	2	8.3	14	3	21.4	218	23	10.6	298	22	7.4	567	53	9.3	
10TH GRADE MALE	6	2	33.3	6	1	16.7	9	2	22.2	88	11	12.5	116	21	18.1	225	37	16.4	
10TH GRADE FEMALE	1	0	0	10	1	10	10	1	10	100	17	17	138	28	20.3	259	47	18.1	
10TH GRADE TOTAL	7	2	28.6	16	2	12.5	19	3	15.8	188	28	14.9	254	49	19.3	484	84	17.4	
11TH GRADE MALE	4	1	25	4	0	0	3	0	0	106	18	17	125	27	21.6	242	46	19	
11TH GRADE FEMALE	2	0	0	1	0	0	5	2	40	77	9	11.7	104	20	19.2	189	31	16.4	
11TH GRADE TOTAL	6	1	16.7	5	0	0	8	2	25	183	27	14.8	229	47	20.5	431	77	17.9	
12TH GRADE MALE	5	0	0	7	1	14.3	7	2	28.6	93	8	8.6	70	18	25.7	182	29	15.9	
12TH GRADE FEMALE	3	0	0	3	1	33.3	0	0	0	73	8	11	100	28	28	179	37	20.7	
12TH GRADE TOTAL	8	0	0	10	2	20	7	2	28.6	166	16	9.6	170	46	27.1	361	66	18.3	
DISTRICT TOTAL MALE	36	4	11.1	45	3	6.7	44	9	20.5	590	69	11.7	758	90	11.9	1,473	175	11.9	
DISTRICT TOTAL FEMALE	24	5	20.8	32	3	9.4	41	6	14.6	548	57	10.4	784	107	13.6	1,429	178	12.5	
DISTRICT TOTAL	60	9	15	77	6	7.8	85	15	17.6	1,138	126	11.1	1,542	197	12.8	2,902	353	12.2	
DISTRICT TOTALS (ALTERNATIVE SCHOOLS ONLY)																			
DISTRICT TOTAL MALE	0	0	0	0	0	0	0	0	0	0	0	0	0	0	0	0	0	0	
DISTRICT TOTAL FEMALE	0	0	0	0	0	0	0	0	0	0	0	0	0	0	0	0	0	0	
DISTRICT TOTAL	0	0	0	0	0	0	0	0	0	0	0	0	0	0	0	0	0	0	
DISTRICT:	0020	ADAMS 12 FIVE STAR SCHOOLS																	
DISTRICT TOTALS (INCLUDING ALTERNATIVE SCHOOLS)																			
7TH GRADE MALE	21	2	9.5	84	1	1.2	53	1	1.9	1,088	21	1.9	504	6	1.2	1,750	31	1.8	

8/17/2006 COLORADO DEPARTMENT OF EDUCATION
2004-2005 STATE DROPOUT COUNTS BY DISTRICT

	AMERICAN INDIAN OR ALASKAN NATIVE	AMERICAN INDIAN OR ALASKAN NATIVE	AMERICAN INDIAN OR ALASKAN NATIVE	ASIAN PACIFIC ISLANDER	ASIAN PACIFIC ISLANDER	ASIAN PACIFIC ISLANDER	BLACK NOT OF HISPANIC ORIGIN	BLACK NOT OF HISPANIC ORIGIN	BLACK NOT OF HISPANIC ORIGIN	WHITE NOT OF HISPANIC ORIGIN	WHITE NOT OF HISPANIC ORIGIN	WHITE NOT OF HISPANIC ORIGIN	HISPANIC	HISPANIC	HISPANIC	TOTALS	TOTALS	TOTALS	
	PUPIL COUNT	DROPOUTS	DROPOUT RATE	PUPIL COUNT	DROPOUTS	DROPOUT RATE	PUPIL COUNT	DROPOUTS	DROPOUT RATE	PUPIL COUNT	DROPOUTS	DROPOUT RATE	PUPIL COUNT	DROPOUTS	DROPOUT RATE	PUPIL COUNT	DROPOUTS	DROPOUT RATE	
7TH GRADE FEMALE	17	0	0	72	1	1.4	44	0	0	1,015	18	1.8	477	8	1.7	1,625	27	1.7	
7TH GRADE TOTAL	38	2	5.3	156	2	1.3	97	1	1	2,103	39	1.9	981	14	1.4	3,375	58	1.7	
8TH GRADE MALE	20	3	15	89	2	2.2	51	0	0	1,046	20	1.9	478	13	2.7	1,684	38	2.3	
8TH GRADE FEMALE	16	0	0	65	1	1.5	48	0	0	1,046	28	2.7	450	11	2.4	1,625	40	2.5	
8TH GRADE TOTAL	36	3	8.3	154	3	1.9	99	0	0	2,092	48	2.3	928	24	2.6	3,309	78	2.4	
9TH GRADE MALE	26	1	3.8	73	5	6.8	50	1	2	988	49	5	603	63	10.4	1,740	119	6.8	
9TH GRADE FEMALE	11	1	9.1	71	4	5.6	47	2	4.3	1,003	33	3.3	555	47	8.5	1,687	87	5.2	
9TH GRADE TOTAL	37	2	5.4	144	9	6.3	97	3	3.1	1,991	82	4.1	1,158	110	9.5	3,427	206	6	
10TH GRADE MALE	14	1	7.1	81	2	2.5	45	3	6.7	920	50	5.4	410	43	10.5	1,470	99	6.7	
10TH GRADE FEMALE	9	0	0	75	4	5.3	41	4	9.8	840	36	4.3	391	37	9.5	1,356	81	6	
10TH GRADE TOTAL	23	1	4.3	156	6	3.8	86	7	8.1	1,760	86	4.9	801	80	10	2,826	180	6.4	
11TH GRADE MALE	12	1	8.3	57	5	8.8	31	0	0	727	48	6.6	347	39	11.2	1,174	93	7.9	
11TH GRADE FEMALE	16	0	0	91	2	2.2	34	0	0	803	41	5.1	344	35	10.2	1,288	78	6.1	
11TH GRADE TOTAL	28	1	3.6	148	7	4.7	65	0	0	1,530	89	5.8	691	74	10.7	2,462	171	6.9	
12TH GRADE MALE	18	2	11.1	67	1	1.5	34	3	8.8	870	53	6.1	326	21	6.4	1,315	80	6.1	
12TH GRADE FEMALE	16	2	12.5	83	3	3.6	30	2	6.7	807	33	4.1	314	23	7.3	1,250	63	5	
12TH GRADE TOTAL	34	4	11.8	150	4	2.7	64	5	7.8	1,677	86	5.1	640	44	6.9	2,565	143	5.6	
DISTRICT TOTAL MALE	111	10	9	451	16	3.5	264	8	3	5,639	241	4.3	2,668	185	6.9	9,133	460	5	
DISTRICT TOTAL FEMALE	85	3	3.5	457	15	3.3	244	8	3.3	5,514	189	3.4	2,531	161	6.4	8,831	376	4.3	
DISTRICT TOTAL	196	13	6.6	908	31	3.4	508	16	3.1	11,153	430	3.9	5,199	346	6.7	17,964	836	4.7	
DISTRICT TOTALS (EXCLUDING ALTERNATIVE SCHOOLS)																			
7TH GRADE MALE	20	2	10	84	1	1.2	53	1	1.9	1,084	21	1.9	499	6	1.2	1,740	31	1.8	
7TH GRADE FEMALE	17	0	0	72	1	1.4	44	0	0	1,013	18	1.8	474	8	1.7	1,620	27	1.7	
7TH GRADE TOTAL	37	2	5.4	156	2	1.3	97	1	1	2,097	39	1.9	973	14	1.4	3,360	58	1.7	
8TH GRADE MALE	19	3	15.8	89	2	2.2	48	0	0	1,030	20	1.9	468	11	2.4	1,654	36	2.2	
8TH GRADE FEMALE	16	0	0	65	1	1.5	48	0	0	1,042	27	2.6	444	9	2	1,615	37	2.3	
8TH GRADE TOTAL	35	3	8.6	154	3	1.9	96	0	0	2,072	47	2.3	912	20	2.2	3,269	73	2.2	
9TH GRADE MALE	26	1	3.8	73	5	6.8	49	1	2	971	47	4.8	591	60	10.2	1,710	114	6.7	
9TH GRADE FEMALE	10	0	0	70	4	5.7	47	2	4.3	986	30	3	540	45	8.3	1,653	81	4.9	
9TH GRADE TOTAL	36	1	2.8	143	9	6.3	96	3	3.1	1,957	77	3.9	1,131	105	9.3	3,363	195	5.8	
10TH GRADE MALE	13	1	7.7	80	2	2.5	44	3	6.8	883	38	4.3	389	35	9	1,409	79	5.6	
10TH GRADE FEMALE	9	0	0	71	3	4.2	40	3	7.5	822	31	3.8	371	29	7.8	1,313	66	5	
10TH GRADE TOTAL	22	1	4.5	151	5	3.3	84	6	7.1	1,705	69	4	760	64	8.4	2,722	145	5.3	
11TH GRADE MALE	12	1	8.3	54	3	5.6	30	0	0	686	41	6	330	32	9.7	1,112	77	6.9	
11TH GRADE FEMALE	16	0	0	88	2	2.3	32	0	0	773	30	3.9	329	30	9.1	1,238	62	5	
11TH GRADE TOTAL	28	1	3.6	142	5	3.5	62	0	0	1,459	71	4.9	659	62	9.4	2,350	139	5.9	
12TH GRADE MALE	18	2	11.1	59	1	1.7	30	3	10	789	42	5.3	289	15	5.2	1,185	63	5.3	
12TH GRADE FEMALE	14	1	7.1	79	3	3.8	23	2	8.7	747	23	3.1	260	14	5.4	1,123	43	3.8	
12TH GRADE TOTAL	32	3	9.4	138	4	2.9	53	5	9.4	1,536	65	4.2	549	29	5.3	2,308	106	4.6	
DISTRICT TOTAL MALE	108	10	9.3	439	14	3.2	254	8	3.1	5,443	209	3.8	2,566	159	6.2	8,810	400	4.5	
DISTRICT TOTAL FEMALE	82	1	1.2	445	14	3.1	234	7	3	5,383	159	3	2,418	135	5.6	8,562	316	3.7	
DISTRICT TOTAL	190	11	5.8	884	28	3.2	488	15	3.1	10,826	368	3.4	4,984	294	5.9	17,372	716	4.1	
DISTRICT TOTALS (ALTERNATIVE SCHOOLS ONLY)																			
7TH GRADE MALE	1	0	0	0	0	0	0	0	0	4	0	0	5	0	0	10	0	0	
7TH GRADE FEMALE	0	0	0	0	0	0	0	0	0	2	0	0	3	0	0	5	0	0	
7TH GRADE TOTAL	1	0	0	0	0	0	0	0	0	6	0	0	8	0	0	15	0	0	
8TH GRADE MALE	1	0	0	0	0	0	3	0	0	16	0	0	10	2	20	30	2	6.7	
8TH GRADE FEMALE	0	0	0	0	0	0	0	0	0	4	1	25	6	2	33.3	10	3	30	
8TH GRADE TOTAL	1	0	0	0	0	0	3	0	0	20	1	5	16	4	25	40	5	12.5	
9TH GRADE MALE	0	0	0	0	0	0	1	0	0	17	2	11.8	12	3	25	30	5	16.7	
9TH GRADE FEMALE	1	1	100	1	0	0	0	0	0	17	3	17.6	15	2	13.3	34	6	17.6	
9TH GRADE TOTAL	1	1	100	1	0	0	1	0	0	34	5	14.7	27	5	18.5	64	11	17.2	
10TH GRADE MALE	1	0	0	1	0	0	1	0	0	37	12	32.4	21	8	38.1	61	20	32.8	

8/17/2006 COLORADO DEPARTMENT OF EDUCATION
2004-2005 STATE DROPOUT COUNTS BY DISTRICT

	AMERICAN INDIAN OR ALASKAN NATIVE	AMERICAN INDIAN OR ALASKAN NATIVE	AMERICAN INDIAN OR ALASKAN NATIVE	ASIAN PACIFIC ISLANDER	ASIAN PACIFIC ISLANDER	ASIAN PACIFIC ISLANDER	BLACK NOT OF HISPANIC ORIGIN	BLACK NOT OF HISPANIC ORIGIN	BLACK NOT OF HISPANIC ORIGIN	WHITE NOT OF HISPANIC ORIGIN	WHITE NOT OF HISPANIC ORIGIN	WHITE NOT OF HISPANIC ORIGIN	HISPANIC	HISPANIC	HISPANIC	TOTALS	TOTALS	TOTALS
	PUPIL COUNT	DROPOUTS	DROPOUT RATE	PUPIL COUNT	DROPOUTS	DROPOUT RATE	PUPIL COUNT	DROPOUTS	DROPOUT RATE	PUPIL COUNT	DROPOUTS	DROPOUT RATE	PUPIL COUNT	DROPOUTS	DROPOUT RATE	PUPIL COUNT	DROPOUTS	DROPOUT RATE
10TH GRADE FEMALE	0	0	0	4	1	25	1	1	100	18	5	27.8	20	8	40	43	15	34.9
10TH GRADE TOTAL	1	0	0	5	1	20	2	1	50	55	17	30.9	41	16	39	104	35	33.7
11TH GRADE MALE	0	0	0	3	2	66.7	1	0	0	41	7	17.1	17	7	41.2	62	16	25.8
11TH GRADE FEMALE	0	0	0	3	0	0	2	0	0	30	11	36.7	15	5	33.3	50	16	32
11TH GRADE TOTAL	0	0	0	6	2	33.3	3	0	0	71	18	25.4	32	12	37.5	112	32	28.6
12TH GRADE MALE	0	0	0	8	0	0	4	0	0	81	11	13.6	37	6	16.2	130	17	13.1
12TH GRADE FEMALE	2	1	50	4	0	0	7	0	0	60	10	16.7	54	9	16.7	127	20	15.7
12TH GRADE TOTAL	2	1	50	12	0	0	11	0	0	141	21	14.9	91	15	16.5	257	37	14.4
DISTRICT TOTAL MALE	3	0	0	12	2	16.7	10	0	0	196	32	16.3	102	26	25.5	323	60	18.6
DISTRICT TOTAL FEMALE	3	2	66.7	12	1	8.3	10	1	10	131	30	22.9	113	26	23	269	60	22.3
DISTRICT TOTAL	6	2	33.3	24	3	12.5	20	1	5	327	62	19	215	52	24.2	592	120	20.3
DISTRICT:	0030	ADAMS COUNTY 14																
DISTRICT TOTALS (INCLUDING ALTERNATIVE SCHOOLS)																		
7TH GRADE MALE	10	0	0	1	0	0	13	0	0	61	3	4.9	221	1	0.5	306	4	1.3
7TH GRADE FEMALE	6	0	0	0	0	0	12	0	0	62	0	0	199	0	0	279	0	0
7TH GRADE TOTAL	16	0	0	1	0	0	25	0	0	123	3	2.4	420	1	0.2	585	4	0.7
8TH GRADE MALE	6	0	0	3	0	0	18	0	0	82	4	4.9	190	3	1.6	299	7	2.3
8TH GRADE FEMALE	8	0	0	0	0	0	8	1	12.5	74	0	0	210	6	2.9	300	7	2.3
8TH GRADE TOTAL	14	0	0	3	0	0	26	1	3.8	156	4	2.6	400	9	2.3	599	14	2.3
9TH GRADE MALE	7	1	14.3	3	0	0	18	6	33.3	103	14	13.6	282	52	18.4	413	73	17.7
9TH GRADE FEMALE	7	0	0	3	0	0	9	1	11.1	75	10	13.3	261	51	19.5	355	62	17.5
9TH GRADE TOTAL	14	1	7.1	6	0	0	27	7	25.9	178	24	13.5	543	103	19	768	135	17.6
10TH GRADE MALE	8	1	12.5	1	0	0	11	3	27.3	78	8	10.3	221	48	21.7	319	60	18.8
10TH GRADE FEMALE	3	0	0	1	0	0	7	1	14.3	73	14	19.2	210	55	26.2	294	70	23.8
10TH GRADE TOTAL	11	1	9.1	2	0	0	18	4	22.2	151	22	14.6	431	103	23.9	613	130	21.2
11TH GRADE MALE	2	0	0	2	1	50	10	5	50	67	10	14.9	158	30	19	239	46	19.2
11TH GRADE FEMALE	1	0	0	0	0	0	5	0	0	62	11	17.7	156	34	21.8	227	45	19.8
11TH GRADE TOTAL	3	0	0	5	1	20	15	5	33.3	129	21	16.3	314	64	20.4	466	91	19.5
12TH GRADE MALE	8	0	0	3	1	33.3	7	2	28.6	50	5	10	248	77	31	316	85	26.9
12TH GRADE FEMALE	4	0	0	3	2	66.7	8	0	0	58	4	6.9	186	50	26.9	259	56	21.6
12TH GRADE TOTAL	12	0	0	6	3	50	15	2	13.3	108	9	8.3	434	127	29.3	575	141	24.5
DISTRICT TOTAL MALE	41	2	4.9	13	2	15.4	77	16	20.8	441	44	10	1,320	211	16	1,892	275	14.5
DISTRICT TOTAL FEMALE	29	0	0	10	2	20	49	3	6.1	404	39	9.7	1,222	196	16	1,714	240	14
DISTRICT TOTAL	70	2	2.9	23	4	17.4	126	19	15.1	845	83	9.8	2,542	407	16	3,606	515	14.3
DISTRICT TOTALS (EXCLUDING ALTERNATIVE SCHOOLS)																		
7TH GRADE MALE	10	0	0	1	0	0	13	0	0	61	3	4.9	221	1	0.5	306	4	1.3
7TH GRADE FEMALE	6	0	0	0	0	0	12	0	0	62	0	0	199	0	0	279	0	0
7TH GRADE TOTAL	16	0	0	1	0	0	25	0	0	123	3	2.4	420	1	0.2	585	4	0.7
8TH GRADE MALE	6	0	0	3	0	0	18	0	0	82	4	4.9	190	3	1.6	299	7	2.3
8TH GRADE FEMALE	8	0	0	0	0	0	8	1	12.5	74	0	0	210	6	2.9	300	7	2.3
8TH GRADE TOTAL	14	0	0	3	0	0	26	1	3.8	156	4	2.6	400	9	2.3	599	14	2.3
9TH GRADE MALE	5	0	0	3	0	0	17	5	29.4	85	6	7.1	232	17	7.3	342	28	8.2
9TH GRADE FEMALE	7	0	0	2	0	0	8	0	0	67	6	9	203	13	6.4	287	19	6.6
9TH GRADE TOTAL	12	0	0	5	0	0	25	5	20	152	12	7.9	435	30	6.9	629	47	7.5
10TH GRADE MALE	8	1	12.5	1	0	0	11	3	27.3	67	5	7.5	172	22	12.8	259	31	12
10TH GRADE FEMALE	3	0	0	0	0	0	6	0	0	61	11	18	152	15	9.9	222	26	11.7
10TH GRADE TOTAL	11	1	9.1	1	0	0	17	3	17.6	128	16	12.5	324	37	11.4	481	57	11.9
11TH GRADE MALE	2	0	0	1	0	0	5	0	0	61	8	13.1	119	9	7.6	188	17	9
11TH GRADE FEMALE	1	0	0	3	0	0	5	0	0	48	4	8.3	119	10	8.4	176	14	8
11TH GRADE TOTAL	3	0	0	4	0	0	10	0	0	109	12	11	238	19	8	364	31	8.5
12TH GRADE MALE	7	0	0	2	1	50	6	1	16.7	42	5	11.9	104	10	9.6	161	17	10.6
12TH GRADE FEMALE	4	0	0	1	1	100	7	0	0	43	3	7	93	0	0	148	4	2.7
12TH GRADE TOTAL	11	0	0	3	2	66.7	13	1	7.7	85	8	9.4	197	10	5.1	309	21	6.8

8/17/2006 COLORADO DEPARTMENT OF EDUCATION
2004-2005 STATE DROPOUT COUNTS BY DISTRICT


	AMERICAN INDIAN OR ALASKAN NATIVE	AMERICAN INDIAN OR ALASKAN NATIVE	AMERICAN INDIAN OR ALASKAN NATIVE	ASIAN PACIFIC ISLANDER	ASIAN PACIFIC ISLANDER	ASIAN PACIFIC ISLANDER	BLACK NOT OF HISPANIC ORIGIN	BLACK NOT OF HISPANIC ORIGIN	BLACK NOT OF HISPANIC ORIGIN	WHITE NOT OF HISPANIC ORIGIN	WHITE NOT OF HISPANIC ORIGIN	WHITE NOT OF HISPANIC ORIGIN	HISPANIC	HISPANIC	HISPANIC	TOTALS	TOTALS	TOTALS	
	PUPIL COUNT	DROPOUTS	DROPOUT RATE	PUPIL COUNT	DROPOUTS	DROPOUT RATE	PUPIL COUNT	DROPOUTS	DROPOUT RATE	PUPIL COUNT	DROPOUTS	DROPOUT RATE	PUPIL COUNT	DROPOUTS	DROPOUT RATE	PUPIL COUNT	DROPOUTS	DROPOUT RATE	
DISTRICT TOTAL MALE	38	1	2.6	11	1	9.1	70	9	12.9	398	31	7.8	1,038	62	6	1,555	104	6.7	
DISTRICT TOTAL FEMALE	29	0	0	6	1	16.7	46	1	2.2	355	24	6.8	976	44	4.5	1,412	70	5	
DISTRICT TOTAL	67	1	1.5	17	2	11.8	116	10	8.6	753	55	7.3	2,014	106	5.3	2,967	174	5.9	
DISTRICT TOTALS (ALTERNATIVE SCHOOLS ONLY)																			
9TH GRADE MALE	2	1	50	0	0	0	1	1	100	18	8	44.4	50	35	70	71	45	63.4	
9TH GRADE FEMALE	0	0	0	1	0	0	1	1	100	8	4	50	58	38	65.5	68	43	63.2	
9TH GRADE TOTAL	2	1	50	1	0	0	2	2	100	26	12	46.2	108	73	67.6	139	88	63.3	
10TH GRADE MALE	0	0	0	0	0	0	0	0	0	11	3	27.3	49	26	53.1	60	29	48.3	
10TH GRADE FEMALE	0	0	0	1	0	0	1	1	100	12	3	25	58	40	69	72	44	61.1	
10TH GRADE TOTAL	0	0	0	1	0	0	1	1	100	23	6	26.1	107	66	61.7	132	73	55.3	
11TH GRADE MALE	0	0	0	1	1	100	5	5	100	6	2	33.3	39	21	53.8	51	29	56.9	
11TH GRADE FEMALE	0	0	0	0	0	0	0	0	0	14	7	50	37	24	64.9	51	31	60.8	
11TH GRADE TOTAL	0	0	0	1	1	100	5	5	100	20	9	45	76	45	59.2	102	60	58.8	
12TH GRADE MALE	1	0	0	1	0	0	1	1	100	8	0	0	144	67	46.5	155	68	43.9	
12TH GRADE FEMALE	0	0	0	2	1	50	1	0	0	15	1	6.7	93	50	53.8	111	52	46.8	
12TH GRADE TOTAL	1	0	0	3	1	33.3	2	1	50	23	1	4.3	237	117	49.4	266	120	45.1	
DISTRICT TOTAL MALE	3	1	33.3	2	1	50	7	7	100	43	13	30.2	282	149	52.8	337	171	50.7	
DISTRICT TOTAL FEMALE	0	0	0	4	1	25	3	2	66.7	49	15	30.6	246	152	61.8	302	170	56.3	
DISTRICT TOTAL	3	1	33.3	6	2	33.3	10	9	90	92	28	30.4	528	301	57	639	341	53.4	
DISTRICT: 0040 BRIGHTON 27J																			
DISTRICT TOTALS (INCLUDING ALTERNATIVE SCHOOLS)																			
7TH GRADE MALE	5	0	0	13	0	0	13	1	7.7	216	1	0.5	220	3	1.4	467	5	1.1	
7TH GRADE FEMALE	3	0	0	7	0	0	12	0	0	230	2	0.9	191	1	0.5	443	3	0.7	
7TH GRADE TOTAL	8	0	0	20	0	0	25	1	4	446	3	0.7	411	4	1	910	8	0.9	
8TH GRADE MALE	8	0	0	9	0	0	14	0	0	243	2	0.8	192	9	4.7	466	11	2.4	
8TH GRADE FEMALE	6	1	16.7	9	0	0	11	0	0	211	1	0.5	191	6	3.1	428	8	1.9	
8TH GRADE TOTAL	14	1	7.1	18	0	0	25	0	0	454	3	0.7	383	15	3.9	894	19	2.1	
9TH GRADE MALE	5	1	20	14	0	0	11	0	0	220	21	9.5	187	21	11.2	437	43	9.8	
9TH GRADE FEMALE	3	0	0	9	0	0	6	0	0	219	15	6.8	209	25	12	446	40	9	
9TH GRADE TOTAL	8	1	12.5	23	0	0	17	0	0	439	36	8.2	396	46	11.6	883	83	9.4	
10TH GRADE MALE	2	1	50	7	0	0	6	0	0	202	14	6.9	131	15	11.5	348	30	8.6	
10TH GRADE FEMALE	2	1	50	5	0	0	7	0	0	185	7	3.8	126	3	2.4	325	11	3.4	
10TH GRADE TOTAL	4	2	50	12	0	0	13	0	0	387	21	5.4	257	18	7	673	41	6.1	
11TH GRADE MALE	0	0	0	11	1	9.1	7	0	0	166	10	6	92	11	12	276	22	8	
11TH GRADE FEMALE	4	0	0	5	0	0	3	0	0	160	6	3.8	104	7	6.7	276	13	4.7	
11TH GRADE TOTAL	4	0	0	16	1	6.3	10	0	0	326	16	4.9	196	18	9.2	552	35	6.3	
12TH GRADE MALE	2	0	0	2	0	0	2	1	50	133	1	0.8	72	4	5.6	211	6	2.8	
12TH GRADE FEMALE	2	0	0	7	0	0	5	0	0	144	7	4.9	99	4	4	257	11	4.3	
12TH GRADE TOTAL	4	0	0	9	0	0	7	1	14.3	277	8	2.9	171	8	4.7	468	17	3.6	
DISTRICT TOTAL MALE	22	2	9.1	56	1	1.8	53	2	3.8	1,180	49	4.2	894	63	7	2,205	117	5.3	
DISTRICT TOTAL FEMALE	20	2	10	42	0	0	44	0	0	1,149	38	3.3	920	46	5	2,175	86	4	
DISTRICT TOTAL	42	4	9.5	98	1	1	97	2	2.1	2,329	87	3.7	1,814	109	6	4,380	203	4.6	
DISTRICT TOTALS (EXCLUDING ALTERNATIVE SCHOOLS)																			
7TH GRADE MALE	4	0	0	13	0	0	12	0	0	204	0	0	207	0	0	440	0	0	
7TH GRADE FEMALE	3	0	0	7	0	0	12	0	0	226	0	0	182	0	0	430	0	0	
7TH GRADE TOTAL	7	0	0	20	0	0	24	0	0	430	0	0	389	0	0	870	0	0	
8TH GRADE MALE	7	0	0	9	0	0	12	0	0	217	1	0.5	146	2	1.4	391	3	0.8	
8TH GRADE FEMALE	4	0	0	9	0	0	11	0	0	196	0	0	170	1	0.6	390	1	0.3	
8TH GRADE TOTAL	11	0	0	18	0	0	23	0	0	413	1	0.2	316	3	0.9	781	4	0.5	
9TH GRADE MALE	4	0	0	13	0	0	10	0	0	186	8	4.3	139	4	2.9	352	12	3.4	
9TH GRADE FEMALE	3	0	0	7	0	0	6	0	0	191	3	1.6	165	4	2.4	372	7	1.9	
9TH GRADE TOTAL	7	0	0	20	0	0	16	0	0	377	11	2.9	304	8	2.6	724	19	2.6	
10TH GRADE MALE	2	1	50	7	0	0	6	0	0	177	5	2.8	103	6	5.8	295	12	4.1	

8/17/2006 COLORADO DEPARTMENT OF EDUCATION
2004-2005 STATE DROPOUT COUNTS BY DISTRICT

	AMERICAN INDIAN OR ALASKAN NATIVE	AMERICAN INDIAN OR ALASKAN NATIVE	AMERICAN INDIAN OR ALASKAN NATIVE	ASIAN PACIFIC ISLANDER	ASIAN PACIFIC ISLANDER	ASIAN PACIFIC ISLANDER	BLACK NOT OF HISPANIC ORIGIN	BLACK NOT OF HISPANIC ORIGIN	BLACK NOT OF HISPANIC ORIGIN	WHITE NOT OF HISPANIC ORIGIN	WHITE NOT OF HISPANIC ORIGIN	WHITE NOT OF HISPANIC ORIGIN	HISPANIC	HISPANIC	HISPANIC	TOTALS	TOTALS	TOTALS
	PUPIL COUNT	DROPOUTS	DROPOUT RATE	PUPIL COUNT	DROPOUTS	DROPOUT RATE	PUPIL COUNT	DROPOUTS	DROPOUT RATE	PUPIL COUNT	DROPOUTS	DROPOUT RATE	PUPIL COUNT	DROPOUTS	DROPOUT RATE	PUPIL COUNT	DROPOUTS	DROPOUT RATE
10TH GRADE FEMALE	2	1	50	5	0	0	6	0	0	169	2	1.2	106	0	0	288	3	1
10TH GRADE TOTAL	4	2	50	12	0	0	12	0	0	346	7	2	209	6	2.9	583	15	2.6
11TH GRADE MALE	0	0	0	11	1	9.1	6	0	0	150	4	2.7	77	5	6.5	244	10	4.1
11TH GRADE FEMALE	3	0	0	5	0	0	3	0	0	149	1	0.7	89	1	1.1	249	2	0.8
11TH GRADE TOTAL	3	0	0	16	1	6.3	9	0	0	299	5	1.7	166	6	3.6	493	12	2.4
12TH GRADE MALE	2	0	0	2	0	0	2	1	50	129	0	0	67	2	3	202	3	1.5
12TH GRADE FEMALE	2	0	0	7	0	0	5	0	0	133	6	4.5	89	3	3.4	236	9	3.8
12TH GRADE TOTAL	4	0	0	9	0	0	7	1	14.3	262	6	2.3	156	5	3.2	438	12	2.7
DISTRICT TOTAL MALE	19	1	5.3	55	1	1.8	48	1	2.1	1,063	18	1.7	739	19	2.6	1,924	40	2.1
DISTRICT TOTAL FEMALE	17	1	5.9	40	0	0	43	0	0	1,064	12	1.1	801	9	1.1	1,965	22	1.1
DISTRICT TOTAL	36	2	5.6	95	1	1.1	91	1	1.1	2,127	30	1.4	1,540	28	1.8	3,889	62	1.6
DISTRICT TOTALS (ALTERNATIVE SCHOOLS ONLY)																		
7TH GRADE MALE	1	0	0	0	0	0	1	1	100	12	1	8.3	13	3	23.1	27	5	18.5
7TH GRADE FEMALE	0	0	0	0	0	0	0	0	0	4	2	50	9	1	11.1	13	3	23.1
7TH GRADE TOTAL	1	0	0	0	0	0	1	1	100	16	3	18.8	22	4	18.2	40	8	20
8TH GRADE MALE	1	0	0	0	0	0	2	0	0	26	1	3.8	46	7	15.2	75	8	10.7
8TH GRADE FEMALE	2	1	50	0	0	0	0	0	0	15	1	6.7	21	5	23.8	38	7	18.4
8TH GRADE TOTAL	3	1	33.3	0	0	0	2	0	0	41	2	4.9	67	12	17.9	113	15	13.3
9TH GRADE MALE	1	1	100	1	0	0	1	0	0	34	13	38.2	48	17	35.4	85	31	36.5
9TH GRADE FEMALE	0	0	0	2	0	0	0	0	0	28	12	42.9	44	21	47.7	74	33	44.6
9TH GRADE TOTAL	1	1	100	3	0	0	1	0	0	62	25	40.3	92	38	41.3	159	64	40.3
10TH GRADE MALE	0	0	0	0	0	0	0	0	0	25	9	36	28	9	32.1	53	18	34
10TH GRADE FEMALE	0	0	0	0	0	0	1	0	0	16	5	31.3	20	3	15	37	8	21.6
10TH GRADE TOTAL	0	0	0	0	0	0	1	0	0	41	14	34.1	48	12	25	90	26	28.9
11TH GRADE MALE	0	0	0	0	0	0	1	0	0	16	6	37.5	15	6	40	32	12	37.5
11TH GRADE FEMALE	1	0	0	0	0	0	0	0	0	11	5	45.5	15	6	40	27	11	40.7
11TH GRADE TOTAL	1	0	0	0	0	0	1	0	0	27	11	40.7	30	12	40	59	23	39
12TH GRADE MALE	0	0	0	0	0	0	0	0	0	4	1	25	5	2	40	9	3	33.3
12TH GRADE FEMALE	0	0	0	0	0	0	0	0	0	11	1	9.1	10	1	10	21	2	9.5
12TH GRADE TOTAL	0	0	0	0	0	0	0	0	0	15	2	13.3	15	3	20	30	5	16.7
DISTRICT TOTAL MALE	3	1	33.3	1	0	0	5	1	20	117	31	26.5	155	44	28.4	281	77	27.4
DISTRICT TOTAL FEMALE	3	1	33.3	2	0	0	1	0	0	85	26	30.6	119	37	31.1	210	64	30.5
DISTRICT TOTAL	6	2	33.3	3	0	0	6	1	16.7	202	57	28.2	274	81	29.6	491	141	28.7
DISTRICT: 0050 BENNETT 29J																		
DISTRICT TOTALS (INCLUDING ALTERNATIVE SCHOOLS)																		
7TH GRADE MALE	0	0	0	0	0	0	0	0	0	46	0	0	8	0	0	54	0	0
7TH GRADE FEMALE	0	0	0	1	0	0	1	0	0	33	0	0	2	0	0	37	0	0
7TH GRADE TOTAL	0	0	0	1	0	0	1	0	0	79	0	0	10	0	0	91	0	0
8TH GRADE MALE	1	0	0	0	0	0	0	0	0	54	0	0	7	0	0	62	0	0
8TH GRADE FEMALE	0	0	0	0	0	0	2	0	0	47	0	0	2	0	0	51	0	0
8TH GRADE TOTAL	1	0	0	0	0	0	2	0	0	101	0	0	9	0	0	113	0	0
9TH GRADE MALE	2	0	0	0	0	0	4	0	0	54	0	0	5	0	0	65	0	0
9TH GRADE FEMALE	0	0	0	0	0	0	0	0	0	42	1	2.4	4	0	0	46	1	2.2
9TH GRADE TOTAL	2	0	0	0	0	0	4	0	0	96	1	1	9	0	0	111	1	0.9
10TH GRADE MALE	0	0	0	0	0	0	0	0	0	22	1	4.5	6	0	0	28	1	3.6
10TH GRADE FEMALE	0	0	0	0	0	0	0	0	0	23	0	0	3	0	0	26	0	0
10TH GRADE TOTAL	0	0	0	0	0	0	0	0	0	45	1	2.2	9	0	0	54	1	1.9
11TH GRADE MALE	0	0	0	1	0	0	0	0	0	41	0	0	4	0	0	46	0	0
11TH GRADE FEMALE	0	0	0	0	0	0	0	0	0	50	1	2	4	0	0	54	1	1.9
11TH GRADE TOTAL	0	0	0	1	0	0	0	0	0	91	1	1.1	8	0	0	100	1	1
12TH GRADE MALE	1	0	0	0	0	0	0	0	0	41	0	0	6	0	0	48	0	0
12TH GRADE FEMALE	0	0	0	0	0	0	1	0	0	77	0	0	2	0	0	80	0	0
12TH GRADE TOTAL	1	0	0	0	0	0	1	0	0	118	0	0	8	0	0	128	0	0

8/17/2006 COLORADO DEPARTMENT OF EDUCATION
2004-2005 STATE DROPOUT COUNTS BY DISTRICT

	AMERICAN INDIAN OR ALASKAN NATIVE	AMERICAN INDIAN OR ALASKAN NATIVE	AMERICAN INDIAN OR ALASKAN NATIVE	ASIAN PACIFIC ISLANDER	ASIAN PACIFIC ISLANDER	ASIAN PACIFIC ISLANDER	BLACK NOT OF HISPANIC ORIGIN	BLACK NOT OF HISPANIC ORIGIN	BLACK NOT OF HISPANIC ORIGIN	WHITE NOT OF HISPANIC ORIGIN	WHITE NOT OF HISPANIC ORIGIN	WHITE NOT OF HISPANIC ORIGIN	HISPANIC	HISPANIC	HISPANIC	TOTALS	TOTALS	TOTALS	
	PUPIL COUNT	DROPOUTS	DROPOUT RATE	PUPIL COUNT	DROPOUTS	DROPOUT RATE	PUPIL COUNT	DROPOUTS	DROPOUT RATE	PUPIL COUNT	DROPOUTS	DROPOUT RATE	PUPIL COUNT	DROPOUTS	DROPOUT RATE	PUPIL COUNT	DROPOUTS	DROPOUT RATE	
DISTRICT TOTAL MALE	4	0	0	1	0	0	4	0	0	258	1	0.4	36	0	0	303	1	0.3	
DISTRICT TOTAL FEMALE	0	0	0	1	0	0	4	0	0	272	2	0.7	17	0	0	294	2	0.7	
DISTRICT TOTAL	4	0	0	2	0	0	8	0	0	530	3	0.6	53	0	0	597	3	0.5	
DISTRICT TOTALS (EXCLUDING ALTERNATIVE SCHOOLS)																			
7TH GRADE MALE	0	0	0	0	0	0	0	0	0	46	0	0	8	0	0	54	0	0	
7TH GRADE FEMALE	0	0	0	1	0	0	1	0	0	33	0	0	2	0	0	37	0	0	
7TH GRADE TOTAL	0	0	0	1	0	0	1	0	0	79	0	0	10	0	0	91	0	0	
8TH GRADE MALE	1	0	0	0	0	0	0	0	0	54	0	0	7	0	0	62	0	0	
8TH GRADE FEMALE	0	0	0	0	0	0	2	0	0	47	0	0	2	0	0	51	0	0	
8TH GRADE TOTAL	1	0	0	0	0	0	2	0	0	101	0	0	9	0	0	113	0	0	
9TH GRADE MALE	2	0	0	0	0	0	4	0	0	54	0	0	5	0	0	65	0	0	
9TH GRADE FEMALE	0	0	0	0	0	0	0	0	0	42	1	2.4	4	0	0	46	1	2.2	
9TH GRADE TOTAL	2	0	0	0	0	0	4	0	0	96	1	1	9	0	0	111	1	0.9	
10TH GRADE MALE	0	0	0	0	0	0	0	0	0	22	1	4.5	6	0	0	28	1	3.6	
10TH GRADE FEMALE	0	0	0	0	0	0	0	0	0	23	0	0	3	0	0	26	0	0	
10TH GRADE TOTAL	0	0	0	0	0	0	0	0	0	45	1	2.2	9	0	0	54	1	1.9	
11TH GRADE MALE	0	0	0	1	0	0	0	0	0	41	0	0	4	0	0	46	0	0	
11TH GRADE FEMALE	0	0	0	0	0	0	0	0	0	50	1	2	4	0	0	54	1	1.9	
11TH GRADE TOTAL	0	0	0	1	0	0	0	0	0	91	1	1.1	8	0	0	100	1	1	
12TH GRADE MALE	1	0	0	0	0	0	0	0	0	41	0	0	6	0	0	48	0	0	
12TH GRADE FEMALE	0	0	0	0	0	0	1	0	0	77	0	0	2	0	0	80	0	0	
12TH GRADE TOTAL	1	0	0	0	0	0	1	0	0	118	0	0	8	0	0	128	0	0	
DISTRICT TOTAL MALE	4	0	0	1	0	0	4	0	0	258	1	0.4	36	0	0	303	1	0.3	
DISTRICT TOTAL FEMALE	0	0	0	1	0	0	4	0	0	272	2	0.7	17	0	0	294	2	0.7	
DISTRICT TOTAL	4	0	0	2	0	0	8	0	0	530	3	0.6	53	0	0	597	3	0.5	
DISTRICT TOTALS (ALTERNATIVE SCHOOLS ONLY)																			
DISTRICT TOTAL MALE	0	0	0	0	0	0	0	0	0	0	0	0	0	0	0	0	0	0	
DISTRICT TOTAL FEMALE	0	0	0	0	0	0	0	0	0	0	0	0	0	0	0	0	0	0	
DISTRICT TOTAL	0	0	0	0	0	0	0	0	0	0	0	0	0	0	0	0	0	0	
DISTRICT: 0060 STRASBURG 31J																			
DISTRICT TOTALS (INCLUDING ALTERNATIVE SCHOOLS)																			
7TH GRADE MALE	0	0	0	0	0	0	0	0	0	36	0	0	0	0	0	36	0	0	
7TH GRADE FEMALE	0	0	0	1	0	0	0	0	0	35	0	0	3	0	0	39	0	0	
7TH GRADE TOTAL	0	0	0	1	0	0	0	0	0	71	0	0	3	0	0	75	0	0	
8TH GRADE MALE	0	0	0	0	0	0	0	0	0	36	0	0	1	0	0	37	0	0	
8TH GRADE FEMALE	0	0	0	1	0	0	0	0	0	39	0	0	3	0	0	43	0	0	
8TH GRADE TOTAL	0	0	0	1	0	0	0	0	0	75	0	0	4	0	0	80	0	0	
9TH GRADE MALE	0	0	0	0	0	0	1	0	0	37	0	0	5	0	0	43	0	0	
9TH GRADE FEMALE	1	0	0	2	0	0	0	0	0	32	0	0	3	0	0	38	0	0	
9TH GRADE TOTAL	1	0	0	2	0	0	1	0	0	69	0	0	8	0	0	81	0	0	
10TH GRADE MALE	1	0	0	0	0	0	0	0	0	42	0	0	4	0	0	47	0	0	
10TH GRADE FEMALE	0	0	0	0	0	0	0	0	0	49	0	0	2	0	0	51	0	0	
10TH GRADE TOTAL	1	0	0	0	0	0	0	0	0	91	0	0	6	0	0	98	0	0	
11TH GRADE MALE	0	0	0	0	0	0	0	0	0	40	1	2.5	1	0	0	41	1	2.4	
11TH GRADE FEMALE	0	0	0	0	0	0	0	0	0	22	1	4.5	2	0	0	24	1	4.2	
11TH GRADE TOTAL	0	0	0	0	0	0	0	0	0	62	2	3.2	3	0	0	65	2	3.1	
12TH GRADE MALE	0	0	0	0	0	0	1	1	100	35	2	5.7	2	1	50	38	4	10.5	
12TH GRADE FEMALE	0	0	0	1	0	0	1	0	0	26	1	3.8	2	0	0	30	1	3.3	
12TH GRADE TOTAL	0	0	0	1	0	0	2	1	50	61	3	4.9	4	1	25	68	5	7.4	
DISTRICT TOTAL MALE	1	0	0	0	0	0	2	1	50	226	3	1.3	13	1	7.7	242	5	2.1	
DISTRICT TOTAL FEMALE	1	0	0	5	0	0	1	0	0	203	2	1	15	0	0	225	2	0.9	
DISTRICT TOTAL	2	0	0	5	0	0	3	1	33.3	429	5	1.2	28	1	3.6	467	7	1.5	
DISTRICT TOTALS (EXCLUDING ALTERNATIVE SCHOOLS)																			



8/17/2006 COLORADO DEPARTMENT OF EDUCATION
2004-2005 STATE DROPOUT COUNTS BY DISTRICT

	AMERICAN INDIAN OR ALASKAN NATIVE	AMERICAN INDIAN OR ALASKAN NATIVE	AMERICAN INDIAN OR ALASKAN NATIVE	ASIAN PACIFIC ISLANDER	ASIAN PACIFIC ISLANDER	ASIAN PACIFIC ISLANDER	BLACK NOT OF HISPANIC ORIGIN	BLACK NOT OF HISPANIC ORIGIN	BLACK NOT OF HISPANIC ORIGIN	WHITE NOT OF HISPANIC ORIGIN	WHITE NOT OF HISPANIC ORIGIN	WHITE NOT OF HISPANIC ORIGIN	HISPANIC	HISPANIC	HISPANIC	TOTALS	TOTALS	TOTALS	
	PUPIL COUNT	DROPOUTS	DROPOUT RATE	PUPIL COUNT	DROPOUTS	DROPOUT RATE	PUPIL COUNT	DROPOUTS	DROPOUT RATE	PUPIL COUNT	DROPOUTS	DROPOUT RATE	PUPIL COUNT	DROPOUTS	DROPOUT RATE	PUPIL COUNT	DROPOUTS	DROPOUT RATE	
7TH GRADE MALE	0	0	0	0	0	0	0	0	0	36	0	0	0	0	0	36	0	0	
7TH GRADE FEMALE	0	0	0	1	0	0	0	0	0	35	0	0	3	0	0	39	0	0	
7TH GRADE TOTAL	0	0	0	1	0	0	0	0	0	71	0	0	3	0	0	75	0	0	
8TH GRADE MALE	0	0	0	0	0	0	0	0	0	36	0	0	1	0	0	37	0	0	
8TH GRADE FEMALE	0	0	0	1	0	0	0	0	0	39	0	0	3	0	0	43	0	0	
8TH GRADE TOTAL	0	0	0	1	0	0	0	0	0	75	0	0	4	0	0	80	0	0	
9TH GRADE MALE	0	0	0	0	0	0	1	0	0	36	0	0	5	0	0	42	0	0	
9TH GRADE FEMALE	1	0	0	2	0	0	0	0	0	32	0	0	3	0	0	38	0	0	
9TH GRADE TOTAL	1	0	0	2	0	0	1	0	0	68	0	0	8	0	0	80	0	0	
10TH GRADE MALE	1	0	0	0	0	0	0	0	0	40	0	0	4	0	0	45	0	0	
10TH GRADE FEMALE	0	0	0	0	0	0	0	0	0	47	0	0	1	0	0	48	0	0	
10TH GRADE TOTAL	1	0	0	0	0	0	0	0	0	87	0	0	5	0	0	93	0	0	
11TH GRADE MALE	0	0	0	0	0	0	0	0	0	39	0	0	1	0	0	40	0	0	
11TH GRADE FEMALE	0	0	0	0	0	0	0	0	0	21	0	0	1	0	0	22	0	0	
11TH GRADE TOTAL	0	0	0	0	0	0	0	0	0	60	0	0	2	0	0	62	0	0	
12TH GRADE MALE	0	0	0	0	0	0	0	0	0	32	2	6.3	1	0	0	33	2	6.1	
12TH GRADE FEMALE	0	0	0	1	0	0	1	0	0	24	0	0	2	0	0	28	0	0	
12TH GRADE TOTAL	0	0	0	1	0	0	1	0	0	56	2	3.6	3	0	0	61	2	3.3	
DISTRICT TOTAL MALE	1	0	0	0	0	0	1	0	0	219	2	0.9	12	0	0	233	2	0.9	
DISTRICT TOTAL FEMALE	1	0	0	5	0	0	1	0	0	198	0	0	13	0	0	218	0	0	
DISTRICT TOTAL	2	0	0	5	0	0	2	0	0	417	2	0.5	25	0	0	451	2	0.4	
DISTRICT TOTALS (ALTERNATIVE SCHOOLS ONLY)																			
9TH GRADE MALE	0	0	0	0	0	0	0	0	0	1	0	0	0	0	0	1	0	0	
9TH GRADE FEMALE	0	0	0	0	0	0	0	0	0	0	0	0	0	0	0	0	0	0	
9TH GRADE TOTAL	0	0	0	0	0	0	0	0	0	1	0	0	0	0	0	1	0	0	
10TH GRADE MALE	0	0	0	0	0	0	0	0	0	2	0	0	0	0	0	2	0	0	
10TH GRADE FEMALE	0	0	0	0	0	0	0	0	0	2	0	0	1	0	0	3	0	0	
10TH GRADE TOTAL	0	0	0	0	0	0	0	0	0	4	0	0	1	0	0	5	0	0	
11TH GRADE MALE	0	0	0	0	0	0	0	0	0	1	1	100	0	0	0	1	1	100	
11TH GRADE FEMALE	0	0	0	0	0	0	0	0	0	1	1	100	1	0	0	2	1	50	
11TH GRADE TOTAL	0	0	0	0	0	0	0	0	0	2	2	100	1	0	0	3	2	66.7	
12TH GRADE MALE	0	0	0	0	0	0	1	1	100	3	0	0	1	1	100	5	2	40	
12TH GRADE FEMALE	0	0	0	0	0	0	0	0	0	2	1	50	0	0	0	2	1	50	
12TH GRADE TOTAL	0	0	0	0	0	0	1	1	100	5	1	20	1	1	100	7	3	42.9	
DISTRICT TOTAL MALE	0	0	0	0	0	0	1	1	100	7	1	14.3	1	1	100	9	3	33.3	
DISTRICT TOTAL FEMALE	0	0	0	0	0	0	0	0	0	5	2	40	2	0	0	7	2	28.6	
DISTRICT TOTAL	0	0	0	0	0	0	1	1	100	12	3	25	3	1	33.3	16	5	31.3	
DISTRICT: 0070 WESTMINSTER 50																			
DISTRICT TOTALS (INCLUDING ALTERNATIVE SCHOOLS)																			
7TH GRADE MALE	4	0	0	41	0	0	15	0	0	150	4	2.7	269	3	1.1	479	7	1.5	
7TH GRADE FEMALE	3	0	0	44	0	0	16	1	6.3	153	5	3.3	305	10	3.3	521	16	3.1	
7TH GRADE TOTAL	7	0	0	85	0	0	31	1	3.2	303	9	3	574	13	2.3	1,000	23	2.3	
8TH GRADE MALE	3	0	0	40	0	0	19	1	5.3	167	3	1.8	307	10	3.3	536	14	2.6	
8TH GRADE FEMALE	4	0	0	32	0	0	9	0	0	171	3	1.8	286	6	2.1	502	9	1.8	
8TH GRADE TOTAL	7	0	0	72	0	0	28	1	3.6	338	6	1.8	593	16	2.7	1,038	23	2.2	
9TH GRADE MALE	5	1	20	58	9	15.5	20	1	5	181	13	7.2	326	41	12.6	590	65	11	
9TH GRADE FEMALE	6	1	16.7	34	1	2.9	13	4	30.8	176	14	8	308	36	11.7	537	56	10.4	
9TH GRADE TOTAL	11	2	18.2	92	10	10.9	33	5	15.2	357	27	7.6	634	77	12.1	1,127	121	10.7	
10TH GRADE MALE	4	0	0	38	5	13.2	14	2	14.3	171	10	5.8	240	31	12.9	467	48	10.3	
10TH GRADE FEMALE	3	1	33.3	40	0	0	15	1	6.7	139	14	10.1	250	25	10	447	41	9.2	
10TH GRADE TOTAL	7	1	14.3	78	5	6.4	29	3	10.3	310	24	7.7	490	56	11.4	914	89	9.7	
11TH GRADE MALE	4	1	25	29	3	10.3	9	0	0	159	11	6.9	188	33	17.6	389	48	12.3	
11TH GRADE FEMALE	6	1	16.7	32	1	3.1	9	2	22.2	148	9	6.1	206	25	12.1	401	38	9.5	

8/17/2006 COLORADO DEPARTMENT OF EDUCATION
2004-2005 STATE DROPOUT COUNTS BY DISTRICT

	AMERICAN INDIAN OR ALASKAN NATIVE	AMERICAN INDIAN OR ALASKAN NATIVE	AMERICAN INDIAN OR ALASKAN NATIVE	ASIAN PACIFIC ISLANDER	ASIAN PACIFIC ISLANDER	ASIAN PACIFIC ISLANDER	BLACK NOT OF HISPANIC ORIGIN	BLACK NOT OF HISPANIC ORIGIN	BLACK NOT OF HISPANIC ORIGIN	WHITE NOT OF HISPANIC ORIGIN	WHITE NOT OF HISPANIC ORIGIN	WHITE NOT OF HISPANIC ORIGIN	HISPANIC	HISPANIC	HISPANIC	TOTALS	TOTALS	TOTALS
	PUPIL COUNT	DROPOUTS	DROPOUT RATE	PUPIL COUNT	DROPOUTS	DROPOUT RATE	PUPIL COUNT	DROPOUTS	DROPOUT RATE	PUPIL COUNT	DROPOUTS	DROPOUT RATE	PUPIL COUNT	DROPOUTS	DROPOUT RATE	PUPIL COUNT	DROPOUTS	DROPOUT RATE
11TH GRADE TOTAL	10	2	20	61	4	6.6	18	2	11.1	307	20	6.5	394	58	14.7	790	86	10.9
12TH GRADE MALE	3	0	0	28	2	7.1	10	2	20	148	7	4.7	143	17	11.9	332	28	8.4
12TH GRADE FEMALE	3	0	0	33	2	6.1	9	1	11.1	117	4	3.4	150	12	8	312	19	6.1
12TH GRADE TOTAL	6	0	0	61	4	6.6	19	3	15.8	265	11	4.2	293	29	9.9	644	47	7.3
DISTRICT TOTAL MALE	23	2	8.7	234	19	8.1	87	6	6.9	976	48	4.9	1,473	135	9.2	2,793	210	7.5
DISTRICT TOTAL FEMALE	25	3	12	215	4	1.9	71	9	12.7	904	49	5.4	1,505	114	7.6	2,720	179	6.6
DISTRICT TOTAL	48	5	10.4	449	23	5.1	158	15	9.5	1,880	97	5.2	2,978	249	8.4	5,513	389	7.1
DISTRICT TOTALS (EXCLUDING ALTERNATIVE SCHOOLS)																		
7TH GRADE MALE	4	0	0	41	0	0	15	0	0	150	4	2.7	269	3	1.1	479	7	1.5
7TH GRADE FEMALE	3	0	0	44	0	0	16	1	6.3	153	5	3.3	305	10	3.3	521	16	3.1
7TH GRADE TOTAL	7	0	0	85	0	0	31	1	3.2	303	9	3	574	13	2.3	1,000	23	2.3
8TH GRADE MALE	3	0	0	40	0	0	19	1	5.3	167	3	1.8	307	10	3.3	536	14	2.6
8TH GRADE FEMALE	4	0	0	32	0	0	9	0	0	171	3	1.8	286	6	2.1	502	9	1.8
8TH GRADE TOTAL	7	0	0	72	0	0	28	1	3.6	338	6	1.8	593	16	2.7	1,038	23	2.2
9TH GRADE MALE	4	0	0	53	6	11.3	18	1	5.6	165	10	6.1	296	31	10.5	536	48	9
9TH GRADE FEMALE	5	1	20	28	1	3.6	10	3	30	155	14	9	287	31	10.8	485	50	10.3
9TH GRADE TOTAL	9	1	11.1	81	7	8.6	28	4	14.3	320	24	7.5	583	62	10.6	1,021	98	9.6
10TH GRADE MALE	4	0	0	38	5	13.2	14	2	14.3	171	10	5.8	240	31	12.9	467	48	10.3
10TH GRADE FEMALE	3	1	33.3	40	0	0	15	1	6.7	139	14	10.1	250	25	10	447	41	9.2
10TH GRADE TOTAL	7	1	14.3	78	5	6.4	29	3	10.3	310	24	7.7	490	56	11.4	914	89	9.7
11TH GRADE MALE	4	1	25	29	3	10.3	9	0	0	159	11	6.9	188	33	17.6	389	48	12.3
11TH GRADE FEMALE	6	1	16.7	32	1	3.1	9	2	22.2	148	9	6.1	206	25	12.1	401	38	9.5
11TH GRADE TOTAL	10	2	20	61	4	6.6	18	2	11.1	307	20	6.5	394	58	14.7	790	86	10.9
12TH GRADE MALE	3	0	0	28	2	7.1	10	2	20	148	7	4.7	143	17	11.9	332	28	8.4
12TH GRADE FEMALE	3	0	0	33	2	6.1	9	1	11.1	117	4	3.4	150	12	8	312	19	6.1
12TH GRADE TOTAL	6	0	0	61	4	6.6	19	3	15.8	265	11	4.2	293	29	9.9	644	47	7.3
DISTRICT TOTAL MALE	22	1	4.5	229	16	7	85	6	7.1	960	45	4.7	1,443	125	8.7	2,739	193	7
DISTRICT TOTAL FEMALE	24	3	12.5	209	4	1.9	68	8	11.8	883	49	5.5	1,484	109	7.3	2,668	173	6.5
DISTRICT TOTAL	46	4	8.7	438	20	4.6	153	14	9.2	1,843	94	5.1	2,927	234	8	5,407	366	6.8
DISTRICT TOTALS (ALTERNATIVE SCHOOLS ONLY)																		
DISTRICT TOTAL MALE	0	0	0	0	0	0	0	0	0	0	0	0	0	0	0	0	0	0
DISTRICT TOTAL FEMALE	0	0	0	0	0	0	0	0	0	0	0	0	0	0	0	0	0	0
DISTRICT TOTAL	0	0	0	0	0	0	0	0	0	0	0	0	0	0	0	0	0	0
COUNTY	02	ALAMOSA																
DISTRICT:	0100	ALAMOSA RE-11J																
DISTRICT TOTALS (INCLUDING ALTERNATIVE SCHOOLS)																		
7TH GRADE MALE	2	0	0	1	0	0	1	0	0	46	0	0	71	1	1.4	121	1	0.8
7TH GRADE FEMALE	2	0	0	0	0	0	0	0	0	41	1	2.4	60	1	1.7	103	2	1.9
7TH GRADE TOTAL	4	0	0	1	0	0	1	0	0	87	1	1.1	131	2	1.5	224	3	1.3
8TH GRADE MALE	1	1	100	3	0	0	0	0	0	42	1	2.4	61	1	1.6	107	3	2.8
8TH GRADE FEMALE	3	0	0	2	0	0	1	0	0	50	0	0	72	1	1.4	128	1	0.8
8TH GRADE TOTAL	4	1	25	5	0	0	1	0	0	92	1	1.1	133	2	1.5	235	4	1.7
9TH GRADE MALE	2	1	50	1	0	0	1	0	0	46	1	2.2	68	3	4.4	118	5	4.2
9TH GRADE FEMALE	0	0	0	0	0	0	0	0	0	48	3	6.3	68	6	8.8	116	9	7.8
9TH GRADE TOTAL	2	1	50	1	0	0	1	0	0	94	4	4.3	136	9	6.6	234	14	6
10TH GRADE MALE	0	0	0	2	0	0	0	0	0	55	6	10.9	82	8	9.8	139	14	10.1
10TH GRADE FEMALE	0	0	0	2	0	0	1	0	0	33	0	0	61	7	11.5	97	7	7.2
10TH GRADE TOTAL	0	0	0	4	0	0	1	0	0	88	6	6.8	143	15	10.5	236	21	8.9
11TH GRADE MALE	1	1	100	1	0	0	2	0	0	43	4	9.3	51	5	9.8	98	10	10.2
11TH GRADE FEMALE	1	0	0	0	0	0	1	0	0	43	4	9.3	42	3	7.1	87	7	8
11TH GRADE TOTAL	2	1	50	1	0	0	3	0	0	86	8	9.3	93	8	8.6	185	17	9.2
12TH GRADE MALE	0	0	0	0	0	0	1	0	0	35	2	5.7	49	3	6.1	85	5	5.9
12TH GRADE FEMALE	0	0	0	1	0	0	0	0	0	40	1	2.5	47	6	12.8	88	7	8

8/17/2006 COLORADO DEPARTMENT OF EDUCATION
2004-2005 STATE DROPOUT COUNTS BY DISTRICT

	AMERICAN INDIAN OR ALASKAN NATIVE	AMERICAN INDIAN OR ALASKAN NATIVE	AMERICAN INDIAN OR ALASKAN NATIVE	ASIAN PACIFIC ISLANDER	ASIAN PACIFIC ISLANDER	ASIAN PACIFIC ISLANDER	BLACK NOT OF HISPANIC ORIGIN	BLACK NOT OF HISPANIC ORIGIN	BLACK NOT OF HISPANIC ORIGIN	WHITE NOT OF HISPANIC ORIGIN	WHITE NOT OF HISPANIC ORIGIN	WHITE NOT OF HISPANIC ORIGIN	HISPANIC	HISPANIC	HISPANIC	TOTALS	TOTALS	TOTALS	
	PUPIL COUNT	DROPOUTS	DROPOUT RATE	PUPIL COUNT	DROPOUTS	DROPOUT RATE	PUPIL COUNT	DROPOUTS	DROPOUT RATE	PUPIL COUNT	DROPOUTS	DROPOUT RATE	PUPIL COUNT	DROPOUTS	DROPOUT RATE	PUPIL COUNT	DROPOUTS	DROPOUT RATE	
12TH GRADE TOTAL	0	0	0	1	0	0	1	0	0	75	3	4	96	9	9.4	173	12	6.9	
DISTRICT TOTAL MALE	6	3	50	8	0	0	5	0	0	267	14	5.2	382	21	5.5	668	38	5.7	
DISTRICT TOTAL FEMALE	6	0	0	5	0	0	3	0	0	255	9	3.5	350	24	6.9	619	33	5.3	
DISTRICT TOTAL	12	3	25	13	0	0	8	0	0	522	23	4.4	732	45	6.1	1,287	71	5.5	
DISTRICT TOTALS (EXCLUDING ALTERNATIVE SCHOOLS)																			
7TH GRADE MALE	2	0	0	1	0	0	1	0	0	46	0	0	71	1	1.4	121	1	0.8	
7TH GRADE FEMALE	2	0	0	0	0	0	0	0	0	40	1	2.5	60	1	1.7	102	2	2	
7TH GRADE TOTAL	4	0	0	1	0	0	1	0	0	86	1	1.2	131	2	1.5	223	3	1.3	
8TH GRADE MALE	1	1	100	3	0	0	0	0	0	42	1	2.4	61	1	1.6	107	3	2.8	
8TH GRADE FEMALE	3	0	0	2	0	0	1	0	0	49	0	0	72	1	1.4	127	1	0.8	
8TH GRADE TOTAL	4	1	25	5	0	0	1	0	0	91	1	1.1	133	2	1.5	234	4	1.7	
9TH GRADE MALE	2	1	50	1	0	0	1	0	0	44	1	2.3	65	2	3.1	113	4	3.5	
9TH GRADE FEMALE	0	0	0	0	0	0	0	0	0	45	1	2.2	61	4	6.6	106	5	4.7	
9TH GRADE TOTAL	2	1	50	1	0	0	1	0	0	89	2	2.2	126	6	4.8	219	9	4.1	
10TH GRADE MALE	0	0	0	2	0	0	0	0	0	51	6	11.8	76	6	7.9	129	12	9.3	
10TH GRADE FEMALE	0	0	0	2	0	0	1	0	0	31	0	0	51	5	9.8	85	5	5.9	
10TH GRADE TOTAL	0	0	0	4	0	0	1	0	0	82	6	7.3	127	11	8.7	214	17	7.9	
11TH GRADE MALE	1	1	100	1	0	0	2	0	0	40	4	10	44	3	6.8	88	8	9.1	
11TH GRADE FEMALE	1	0	0	0	0	0	1	0	0	38	1	2.6	34	3	8.8	74	4	5.4	
11TH GRADE TOTAL	2	1	50	1	0	0	3	0	0	78	5	6.4	78	6	7.7	162	12	7.4	
12TH GRADE MALE	0	0	0	0	0	0	1	0	0	28	2	7.1	42	2	4.8	71	4	5.6	
12TH GRADE FEMALE	0	0	0	1	0	0	0	0	0	32	0	0	42	5	11.9	75	5	6.7	
12TH GRADE TOTAL	0	0	0	1	0	0	1	0	0	60	2	3.3	84	7	8.3	146	9	6.2	
DISTRICT TOTAL MALE	6	3	50	8	0	0	5	0	0	251	14	5.6	359	15	4.2	629	32	5.1	
DISTRICT TOTAL FEMALE	6	0	0	5	0	0	3	0	0	235	3	1.3	320	19	5.9	569	22	3.9	
DISTRICT TOTAL	12	3	25	13	0	0	8	0	0	486	17	3.5	679	34	5	1,198	54	4.5	
DISTRICT TOTALS (ALTERNATIVE SCHOOLS ONLY)																			
7TH GRADE MALE	0	0	0	0	0	0	0	0	0	0	0	0	0	0	0	0	0	0	
7TH GRADE FEMALE	0	0	0	0	0	0	0	0	0	1	0	0	0	0	0	1	0	0	
7TH GRADE TOTAL	0	0	0	0	0	0	0	0	0	1	0	0	0	0	0	1	0	0	
8TH GRADE MALE	0	0	0	0	0	0	0	0	0	0	0	0	0	0	0	0	0	0	
8TH GRADE FEMALE	0	0	0	0	0	0	0	0	0	1	0	0	0	0	0	1	0	0	
8TH GRADE TOTAL	0	0	0	0	0	0	0	0	0	1	0	0	0	0	0	1	0	0	
9TH GRADE MALE	0	0	0	0	0	0	0	0	0	2	0	0	3	1	33.3	5	1	20	
9TH GRADE FEMALE	0	0	0	0	0	0	0	0	0	3	2	66.7	7	2	28.6	10	4	40	
9TH GRADE TOTAL	0	0	0	0	0	0	0	0	0	5	2	40	10	3	30	15	5	33.3	
10TH GRADE MALE	0	0	0	0	0	0	0	0	0	4	0	0	6	2	33.3	10	2	20	
10TH GRADE FEMALE	0	0	0	0	0	0	0	0	0	2	0	0	10	2	20	12	2	16.7	
10TH GRADE TOTAL	0	0	0	0	0	0	0	0	0	6	0	0	16	4	25	22	4	18.2	
11TH GRADE MALE	0	0	0	0	0	0	0	0	0	3	0	0	7	2	28.6	10	2	20	
11TH GRADE FEMALE	0	0	0	0	0	0	0	0	0	5	3	60	8	0	0	13	3	23.1	
11TH GRADE TOTAL	0	0	0	0	0	0	0	0	0	8	3	37.5	15	2	13.3	23	5	21.7	
12TH GRADE MALE	0	0	0	0	0	0	0	0	0	7	0	0	7	1	14.3	14	1	7.1	
12TH GRADE FEMALE	0	0	0	0	0	0	0	0	0	8	1	12.5	5	1	20	13	2	15.4	
12TH GRADE TOTAL	0	0	0	0	0	0	0	0	0	15	1	6.7	12	2	16.7	27	3	11.1	
DISTRICT TOTAL MALE	0	0	0	0	0	0	0	0	0	16	0	0	23	6	26.1	39	6	15.4	
DISTRICT TOTAL FEMALE	0	0	0	0	0	0	0	0	0	20	6	30	30	5	16.7	50	11	22	
DISTRICT TOTAL	0	0	0	0	0	0	0	0	0	36	6	16.7	53	11	20.8	89	17	19.1	
DISTRICT: 0110 SANGRE DE CRISTO RE-22J																			
DISTRICT TOTALS (INCLUDING ALTERNATIVE SCHOOLS)																			
7TH GRADE MALE	1	0	0	0	0	0	0	0	0	12	0	0	2	0	0	15	0	0	
7TH GRADE FEMALE	0	0	0	0	0	0	0	0	0	10	0	0	4	0	0	14	0	0	
7TH GRADE TOTAL	1	0	0	0	0	0	0	0	0	22	0	0	6	0	0	29	0	0	

8/17/2006 COLORADO DEPARTMENT OF EDUCATION
2004-2005 STATE DROPOUT COUNTS BY DISTRICT

	AMERICAN INDIAN OR ALASKAN NATIVE	AMERICAN INDIAN OR ALASKAN NATIVE	AMERICAN INDIAN OR ALASKAN NATIVE	ASIAN PACIFIC ISLANDER	ASIAN PACIFIC ISLANDER	ASIAN PACIFIC ISLANDER	BLACK NOT OF HISPANIC ORIGIN	BLACK NOT OF HISPANIC ORIGIN	BLACK NOT OF HISPANIC ORIGIN	WHITE NOT OF HISPANIC ORIGIN	WHITE NOT OF HISPANIC ORIGIN	WHITE NOT OF HISPANIC ORIGIN	HISPANIC	HISPANIC	HISPANIC	TOTALS	TOTALS	TOTALS	
	PUPIL COUNT	DROPOUTS	DROPOUT RATE	PUPIL COUNT	DROPOUTS	DROPOUT RATE	PUPIL COUNT	DROPOUTS	DROPOUT RATE	PUPIL COUNT	DROPOUTS	DROPOUT RATE	PUPIL COUNT	DROPOUTS	DROPOUT RATE	PUPIL COUNT	DROPOUTS	DROPOUT RATE	
8TH GRADE MALE	0	0	0	1	0	0	2	0	0	6	0	0	2	0	0	11	0	0	
8TH GRADE FEMALE	0	0	0	0	0	0	0	0	0	13	0	0	5	0	0	18	0	0	
8TH GRADE TOTAL	0	0	0	1	0	0	2	0	0	19	0	0	7	0	0	29	0	0	
9TH GRADE MALE	0	0	0	0	0	0	0	0	0	13	0	0	2	0	0	15	0	0	
9TH GRADE FEMALE	1	0	0	1	0	0	1	0	0	9	0	0	0	0	0	12	0	0	
9TH GRADE TOTAL	1	0	0	1	0	0	1	0	0	22	0	0	2	0	0	27	0	0	
10TH GRADE MALE	2	1	50	0	0	0	0	0	0	17	0	0	2	0	0	21	1	4.8	
10TH GRADE FEMALE	0	0	0	1	0	0	1	0	0	9	0	0	1	0	0	12	0	0	
10TH GRADE TOTAL	2	1	50	1	0	0	1	0	0	26	0	0	3	0	0	33	1	3	
11TH GRADE MALE	0	0	0	0	0	0	0	0	0	8	0	0	4	0	0	12	0	0	
11TH GRADE FEMALE	0	0	0	0	0	0	1	0	0	12	0	0	3	0	0	16	0	0	
11TH GRADE TOTAL	0	0	0	0	0	0	1	0	0	20	0	0	7	0	0	28	0	0	
12TH GRADE MALE	0	0	0	0	0	0	0	0	0	15	0	0	5	0	0	20	0	0	
12TH GRADE FEMALE	0	0	0	0	0	0	1	0	0	11	0	0	2	0	0	14	0	0	
12TH GRADE TOTAL	0	0	0	0	0	0	1	0	0	26	0	0	7	0	0	34	0	0	
DISTRICT TOTAL MALE	3	1	33.3	1	0	0	2	0	0	71	0	0	17	0	0	94	1	1.1	
DISTRICT TOTAL FEMALE	1	0	0	2	0	0	4	0	0	64	0	0	15	0	0	86	0	0	
DISTRICT TOTAL	4	1	25	3	0	0	6	0	0	135	0	0	32	0	0	180	1	0.6	
DISTRICT TOTALS (EXCLUDING ALTERNATIVE SCHOOLS)																			
7TH GRADE MALE	1	0	0	0	0	0	0	0	0	12	0	0	2	0	0	15	0	0	
7TH GRADE FEMALE	0	0	0	0	0	0	0	0	0	10	0	0	4	0	0	14	0	0	
7TH GRADE TOTAL	1	0	0	0	0	0	0	0	0	22	0	0	6	0	0	29	0	0	
8TH GRADE MALE	0	0	0	1	0	0	2	0	0	6	0	0	2	0	0	11	0	0	
8TH GRADE FEMALE	0	0	0	0	0	0	0	0	0	13	0	0	5	0	0	18	0	0	
8TH GRADE TOTAL	0	0	0	1	0	0	2	0	0	19	0	0	7	0	0	29	0	0	
9TH GRADE MALE	0	0	0	0	0	0	0	0	0	13	0	0	2	0	0	15	0	0	
9TH GRADE FEMALE	1	0	0	1	0	0	1	0	0	9	0	0	0	0	0	12	0	0	
9TH GRADE TOTAL	1	0	0	1	0	0	1	0	0	22	0	0	2	0	0	27	0	0	
10TH GRADE MALE	2	1	50	0	0	0	0	0	0	17	0	0	2	0	0	21	1	4.8	
10TH GRADE FEMALE	0	0	0	1	0	0	1	0	0	9	0	0	1	0	0	12	0	0	
10TH GRADE TOTAL	2	1	50	1	0	0	1	0	0	26	0	0	3	0	0	33	1	3	
11TH GRADE MALE	0	0	0	0	0	0	0	0	0	8	0	0	4	0	0	12	0	0	
11TH GRADE FEMALE	0	0	0	0	0	0	1	0	0	12	0	0	3	0	0	16	0	0	
11TH GRADE TOTAL	0	0	0	0	0	0	1	0	0	20	0	0	7	0	0	28	0	0	
12TH GRADE MALE	0	0	0	0	0	0	0	0	0	15	0	0	5	0	0	20	0	0	
12TH GRADE FEMALE	0	0	0	0	0	0	1	0	0	11	0	0	2	0	0	14	0	0	
12TH GRADE TOTAL	0	0	0	0	0	0	1	0	0	26	0	0	7	0	0	34	0	0	
DISTRICT TOTAL MALE	3	1	33.3	1	0	0	2	0	0	71	0	0	17	0	0	94	1	1.1	
DISTRICT TOTAL FEMALE	1	0	0	2	0	0	4	0	0	64	0	0	15	0	0	86	0	0	
DISTRICT TOTAL	4	1	25	3	0	0	6	0	0	135	0	0	32	0	0	180	1	0.6	
DISTRICT TOTALS (ALTERNATIVE SCHOOLS ONLY)																			
DISTRICT TOTAL MALE	0	0	0	0	0	0	0	0	0	0	0	0	0	0	0	0	0	0	
DISTRICT TOTAL FEMALE	0	0	0	0	0	0	0	0	0	0	0	0	0	0	0	0	0	0	
DISTRICT TOTAL	0	0	0	0	0	0	0	0	0	0	0	0	0	0	0	0	0	0	
COUNTY	03	ARAPAHOE																	
DISTRICT:	0120	ENGLEWOOD 1																	
DISTRICT TOTALS (INCLUDING ALTERNATIVE SCHOOLS)																			
7TH GRADE MALE	5	0	0	1	0	0	11	0	0	110	2	1.8	49	1	2	176	3	1.7	
7TH GRADE FEMALE	8	0	0	2	0	0	11	1	9.1	100	1	1	35	1	2.9	156	3	1.9	
7TH GRADE TOTAL	13	0	0	3	0	0	22	1	4.5	210	3	1.4	84	2	2.4	332	6	1.8	
8TH GRADE MALE	3	0	0	3	0	0	16	1	6.3	102	4	3.9	44	4	9.1	168	9	5.4	
8TH GRADE FEMALE	2	0	0	3	0	0	3	0	0	99	3	3	44	0	0	151	3	2	
8TH GRADE TOTAL	5	0	0	6	0	0	19	1	5.3	201	7	3.5	88	4	4.5	319	12	3.8	

8/17/2006 COLORADO DEPARTMENT OF EDUCATION
2004-2005 STATE DROPOUT COUNTS BY DISTRICT

	AMERICAN INDIAN OR ALASKAN NATIVE	AMERICAN INDIAN OR ALASKAN NATIVE	AMERICAN INDIAN OR ALASKAN NATIVE	ASIAN PACIFIC ISLANDER	ASIAN PACIFIC ISLANDER	ASIAN PACIFIC ISLANDER	BLACK NOT OF HISPANIC ORIGIN	BLACK NOT OF HISPANIC ORIGIN	BLACK NOT OF HISPANIC ORIGIN	WHITE NOT OF HISPANIC ORIGIN	WHITE NOT OF HISPANIC ORIGIN	WHITE NOT OF HISPANIC ORIGIN	HISPANIC	HISPANIC	HISPANIC	TOTALS	TOTALS	TOTALS	
	PUPIL COUNT	DROPOUTS	DROPOUT RATE	PUPIL COUNT	DROPOUTS	DROPOUT RATE	PUPIL COUNT	DROPOUTS	DROPOUT RATE	PUPIL COUNT	DROPOUTS	DROPOUT RATE	PUPIL COUNT	DROPOUTS	DROPOUT RATE	PUPIL COUNT	DROPOUTS	DROPOUT RATE	
9TH GRADE MALE	6	2	33.3	3	0	0	12	1	8.3	156	22	14.1	66	13	19.7	243	38	15.6	
9TH GRADE FEMALE	15	2	13.3	9	1	11.1	7	1	14.3	141	16	11.3	59	9	15.3	231	29	12.6	
9TH GRADE TOTAL	21	4	19	12	1	8.3	19	2	10.5	297	38	12.8	125	22	17.6	474	67	14.1	
10TH GRADE MALE	7	1	14.3	5	1	20	8	1	12.5	156	19	12.2	70	9	12.9	246	31	12.6	
10TH GRADE FEMALE	7	1	14.3	9	0	0	11	3	27.3	153	18	11.8	78	23	29.5	258	45	17.4	
10TH GRADE TOTAL	14	2	14.3	14	1	7.1	19	4	21.1	309	37	12	148	32	21.6	504	76	15.1	
11TH GRADE MALE	5	1	20	6	0	0	14	0	0	185	33	17.8	54	8	14.8	264	42	15.9	
11TH GRADE FEMALE	7	1	14.3	6	0	0	13	3	23.1	152	23	15.1	65	13	20	243	40	16.5	
11TH GRADE TOTAL	12	2	16.7	12	0	0	27	3	11.1	337	56	16.6	119	21	17.6	507	82	16.2	
12TH GRADE MALE	5	1	20	3	1	33.3	4	1	25	163	22	13.5	42	9	21.4	217	34	15.7	
12TH GRADE FEMALE	8	3	37.5	3	0	0	5	0	0	159	24	15.1	47	6	12.8	222	33	14.9	
12TH GRADE TOTAL	13	4	30.8	6	1	16.7	9	1	11.1	322	46	14.3	89	15	16.9	439	67	15.3	
DISTRICT TOTAL MALE	31	5	16.1	21	2	9.5	65	4	6.2	872	102	11.7	325	44	13.5	1,314	157	11.9	
DISTRICT TOTAL FEMALE	47	7	14.9	32	1	3.1	50	8	16	804	85	10.6	328	52	15.9	1,261	153	12.1	
DISTRICT TOTAL	78	12	15.4	53	3	5.7	115	12	10.4	1,676	187	11.2	653	96	14.7	2,575	310	12	
DISTRICT TOTALS (EXCLUDING ALTERNATIVE SCHOOLS)																			
7TH GRADE MALE	5	0	0	1	0	0	11	0	0	110	2	1.8	49	1	2	176	3	1.7	
7TH GRADE FEMALE	8	0	0	2	0	0	11	1	9.1	100	1	1	35	1	2.9	156	3	1.9	
7TH GRADE TOTAL	13	0	0	3	0	0	22	1	4.5	210	3	1.4	84	2	2.4	332	6	1.8	
8TH GRADE MALE	3	0	0	3	0	0	16	1	6.3	102	4	3.9	44	4	9.1	168	9	5.4	
8TH GRADE FEMALE	2	0	0	3	0	0	3	0	0	99	3	3	44	0	0	151	3	2	
8TH GRADE TOTAL	5	0	0	6	0	0	19	1	5.3	201	7	3.5	88	4	4.5	319	12	3.8	
9TH GRADE MALE	4	0	0	3	0	0	10	0	0	117	10	8.5	34	3	8.8	168	13	7.7	
9TH GRADE FEMALE	10	0	0	7	0	0	6	0	0	99	6	6.1	32	1	3.1	154	7	4.5	
9TH GRADE TOTAL	14	0	0	10	0	0	16	0	0	216	16	7.4	66	4	6.1	322	20	6.2	
10TH GRADE MALE	3	0	0	4	0	0	4	1	25	97	10	10.3	31	2	6.5	139	13	9.4	
10TH GRADE FEMALE	5	0	0	6	0	0	9	1	25	88	6	6.8	37	3	8.1	140	10	7.1	
10TH GRADE TOTAL	8	0	0	10	0	0	8	2	25	185	16	8.6	68	5	7.4	279	23	8.2	
11TH GRADE MALE	3	0	0	3	0	0	10	0	0	88	8	9.1	22	1	4.5	126	9	7.1	
11TH GRADE FEMALE	4	0	0	5	0	0	9	2	22.2	81	7	8.6	24	1	4.2	123	10	8.1	
11TH GRADE TOTAL	7	0	0	8	0	0	19	2	10.5	169	15	8.9	46	2	4.3	249	19	7.6	
12TH GRADE MALE	1	0	0	2	0	0	3	0	0	88	4	4.5	24	3	12.5	118	7	5.9	
12TH GRADE FEMALE	4	0	0	3	0	0	3	0	0	80	2	2.5	20	0	0	110	2	1.8	
12TH GRADE TOTAL	5	0	0	5	0	0	6	0	0	168	6	3.6	44	3	6.8	228	9	3.9	
DISTRICT TOTAL MALE	19	0	0	16	0	0	54	2	3.7	602	38	6.3	204	14	6.9	895	54	6	
DISTRICT TOTAL FEMALE	33	0	0	26	0	0	36	4	11.1	547	25	4.6	192	6	3.1	834	35	4.2	
DISTRICT TOTAL	52	0	0	42	0	0	90	6	6.7	1,149	63	5.5	396	20	5.1	1,729	89	5.1	
DISTRICT TOTALS (ALTERNATIVE SCHOOLS ONLY)																			
9TH GRADE MALE	2	2	100	0	0	0	2	1	50	39	12	30.8	32	10	31.3	75	25	33.3	
9TH GRADE FEMALE	5	2	40	2	1	50	1	1	100	42	10	23.8	27	8	29.6	77	22	28.6	
9TH GRADE TOTAL	7	4	57.1	2	1	50	3	2	66.7	81	22	27.2	59	18	30.5	152	47	30.9	
10TH GRADE MALE	4	1	25	1	1	100	4	0	0	59	9	15.3	39	7	17.9	107	18	16.8	
10TH GRADE FEMALE	2	1	50	3	0	0	7	2	28.6	65	12	18.5	41	20	48.8	118	35	29.7	
10TH GRADE TOTAL	6	2	33.3	4	1	25	11	2	18.2	124	21	16.9	80	27	33.8	225	53	23.6	
11TH GRADE MALE	2	1	50	3	0	0	4	0	0	97	25	25.8	32	7	21.9	138	33	23.9	
11TH GRADE FEMALE	3	1	33.3	4	0	0	4	1	25	71	16	22.5	41	12	29.3	120	30	25	
11TH GRADE TOTAL	5	2	40	1	0	0	8	1	12.5	168	41	24.4	73	19	26	258	63	24.4	
12TH GRADE MALE	4	1	25	1	1	100	1	1	100	75	18	24	18	6	33.3	99	27	27.3	
12TH GRADE FEMALE	4	3	75	0	0	0	2	0	0	79	22	27.8	27	6	22.2	112	31	27.7	
12TH GRADE TOTAL	8	4	50	1	1	100	3	1	33.3	154	40	26	45	12	26.7	211	58	27.5	
DISTRICT TOTAL MALE	12	5	41.7	5	2	40	11	2	18.2	270	64	23.7	121	30	24.8	419	103	24.6	
DISTRICT TOTAL FEMALE	14	7	50	6	1	16.7	14	4	28.6	257	60	23.3	136	46	33.8	427	118	27.6	
DISTRICT TOTAL	26	12	46.2	11	3	27.3	25	6	24	527	124	23.5	257	76	29.6	846	221	26.1	

8/17/2006 COLORADO DEPARTMENT OF EDUCATION
2004-2005 STATE DROPOUT COUNTS BY DISTRICT

	AMERICAN INDIAN OR ALASKAN NATIVE	AMERICAN INDIAN OR ALASKAN NATIVE	AMERICAN INDIAN OR ALASKAN NATIVE	ASIAN PACIFIC ISLANDER	ASIAN PACIFIC ISLANDER	ASIAN PACIFIC ISLANDER	BLACK NOT OF HISPANIC ORIGIN	BLACK NOT OF HISPANIC ORIGIN	BLACK NOT OF HISPANIC ORIGIN	WHITE NOT OF HISPANIC ORIGIN	WHITE NOT OF HISPANIC ORIGIN	WHITE NOT OF HISPANIC ORIGIN	HISPANIC PUPIL COUNT	HISPANIC DROPOUTS	HISPANIC DROPOUT RATE	TOTALS PUPIL COUNT	TOTALS DROPOUTS	TOTALS DROPOUT RATE
DISTRICT:	0123 SHERIDAN 2																	
DISTRICT TOTALS (INCLUDING ALTERNATIVE SCHOOLS)																		
7TH GRADE MALE	1	0	0	2	0	0	2	0	0	26	0	0	43	0	0	74	0	0
7TH GRADE FEMALE	0	0	0	2	0	0	0	0	0	14	0	0	36	0	0	52	0	0
7TH GRADE TOTAL	1	0	0	4	0	0	2	0	0	40	0	0	79	0	0	126	0	0
8TH GRADE MALE	3	0	0	2	0	0	7	0	0	30	0	0	53	0	0	95	0	0
8TH GRADE FEMALE	2	0	0	2	0	0	3	0	0	35	0	0	53	0	0	95	0	0
8TH GRADE TOTAL	5	0	0	4	0	0	10	0	0	65	0	0	106	0	0	190	0	0
9TH GRADE MALE	2	0	0	0	0	0	0	0	0	29	0	0	62	1	1.6	93	1	1.1
9TH GRADE FEMALE	2	0	0	1	0	0	1	0	0	27	1	3.7	70	2	2.9	101	3	3
9TH GRADE TOTAL	4	0	0	1	0	0	1	0	0	56	1	1.8	132	3	2.3	194	4	2.1
10TH GRADE MALE	1	0	0	3	0	0	3	1	33.3	36	4	11.1	69	6	8.7	112	11	9.8
10TH GRADE FEMALE	3	1	33.3	6	0	0	8	1	12.5	42	1	2.4	59	4	6.8	118	7	5.9
10TH GRADE TOTAL	4	1	25	9	0	0	11	2	18.2	78	5	6.4	128	10	7.8	230	18	7.8
11TH GRADE MALE	2	0	0	6	1	16.7	2	1	50	27	0	0	51	6	11.8	88	8	9.1
11TH GRADE FEMALE	1	0	0	4	0	0	0	0	0	18	2	11.1	29	1	3.4	52	3	5.8
11TH GRADE TOTAL	3	0	0	10	1	10	2	1	50	45	2	4.4	80	7	8.8	140	11	7.9
12TH GRADE MALE	0	0	0	2	0	0	3	0	0	38	1	2.6	47	4	8.5	90	5	5.6
12TH GRADE FEMALE	1	0	0	1	0	0	1	0	0	53	1	1.9	35	3	8.6	91	4	4.4
12TH GRADE TOTAL	1	0	0	3	0	0	4	0	0	91	2	2.2	82	7	8.5	181	9	5
DISTRICT TOTAL MALE	9	0	0	15	1	6.7	17	2	11.8	186	5	2.7	325	17	5.2	552	25	4.5
DISTRICT TOTAL FEMALE	9	1	11.1	16	0	0	13	1	7.7	189	5	2.6	282	10	3.5	509	17	3.3
DISTRICT TOTAL	18	1	5.6	31	1	3.2	30	3	10	375	10	2.7	607	27	4.4	1,061	42	4
DISTRICT TOTALS (EXCLUDING ALTERNATIVE SCHOOLS)																		
7TH GRADE MALE	1	0	0	2	0	0	2	0	0	26	0	0	43	0	0	74	0	0
7TH GRADE FEMALE	0	0	0	2	0	0	0	0	0	14	0	0	36	0	0	52	0	0
7TH GRADE TOTAL	1	0	0	4	0	0	2	0	0	40	0	0	79	0	0	126	0	0
8TH GRADE MALE	3	0	0	2	0	0	7	0	0	30	0	0	53	0	0	95	0	0
8TH GRADE FEMALE	2	0	0	2	0	0	3	0	0	35	0	0	53	0	0	95	0	0
8TH GRADE TOTAL	5	0	0	4	0	0	10	0	0	65	0	0	106	0	0	190	0	0
9TH GRADE MALE	2	0	0	0	0	0	0	0	0	29	0	0	62	1	1.6	93	1	1.1
9TH GRADE FEMALE	2	0	0	1	0	0	1	0	0	27	1	3.7	70	2	2.9	101	3	3
9TH GRADE TOTAL	4	0	0	1	0	0	1	0	0	56	1	1.8	132	3	2.3	194	4	2.1
10TH GRADE MALE	1	0	0	3	0	0	3	1	33.3	36	4	11.1	69	6	8.7	112	11	9.8
10TH GRADE FEMALE	3	1	33.3	6	0	0	8	1	12.5	42	1	2.4	59	4	6.8	118	7	5.9
10TH GRADE TOTAL	4	1	25	9	0	0	11	2	18.2	78	5	6.4	128	10	7.8	230	18	7.8
11TH GRADE MALE	2	0	0	6	1	16.7	2	1	50	27	0	0	51	6	11.8	88	8	9.1
11TH GRADE FEMALE	1	0	0	4	0	0	0	0	0	18	2	11.1	29	1	3.4	52	3	5.8
11TH GRADE TOTAL	3	0	0	10	1	10	2	1	50	45	2	4.4	80	7	8.8	140	11	7.9
12TH GRADE MALE	0	0	0	2	0	0	3	0	0	38	1	2.6	47	4	8.5	90	5	5.6
12TH GRADE FEMALE	1	0	0	1	0	0	1	0	0	53	1	1.9	35	3	8.6	91	4	4.4
12TH GRADE TOTAL	1	0	0	3	0	0	4	0	0	91	2	2.2	82	7	8.5	181	9	5
DISTRICT TOTAL MALE	9	0	0	15	1	6.7	17	2	11.8	186	5	2.7	325	17	5.2	552	25	4.5
DISTRICT TOTAL FEMALE	9	1	11.1	16	0	0	13	1	7.7	189	5	2.6	282	10	3.5	509	17	3.3
DISTRICT TOTAL	18	1	5.6	31	1	3.2	30	3	10	375	10	2.7	607	27	4.4	1,061	42	4
DISTRICT TOTALS (ALTERNATIVE SCHOOLS ONLY)																		
DISTRICT TOTAL MALE	0	0	0	0	0	0	0	0	0	0	0	0	0	0	0	0	0	0
DISTRICT TOTAL FEMALE	0	0	0	0	0	0	0	0	0	0	0	0	0	0	0	0	0	0
DISTRICT TOTAL	0	0	0	0	0	0	0	0	0	0	0	0	0	0	0	0	0	0
DISTRICT:	0130 CHERRY CREEK 5																	
DISTRICT TOTALS (INCLUDING ALTERNATIVE SCHOOLS)																		
7TH GRADE MALE	8	0	0	133	1	0.8	316	4	1.3	1,366	5	0.4	215	0	0	2,038	10	0.5
7TH GRADE FEMALE	14	0	0	131	0	0	276	0	0	1,348	1	0.1	223	1	0.4	1,992	2	0.1

8/17/2006 COLORADO DEPARTMENT OF EDUCATION
2004-2005 STATE DROPOUT COUNTS BY DISTRICT

	AMERICAN INDIAN OR ALASKAN NATIVE	AMERICAN INDIAN OR ALASKAN NATIVE	AMERICAN INDIAN OR ALASKAN NATIVE	ASIAN PACIFIC ISLANDER	ASIAN PACIFIC ISLANDER	ASIAN PACIFIC ISLANDER	BLACK NOT OF HISPANIC ORIGIN	BLACK NOT OF HISPANIC ORIGIN	BLACK NOT OF HISPANIC ORIGIN	WHITE NOT OF HISPANIC ORIGIN	WHITE NOT OF HISPANIC ORIGIN	WHITE NOT OF HISPANIC ORIGIN	HISPANIC	HISPANIC	HISPANIC	TOTALS	TOTALS	TOTALS
	PUPIL COUNT	DROPOUTS	DROPOUT RATE	PUPIL COUNT	DROPOUTS	DROPOUT RATE	PUPIL COUNT	DROPOUTS	DROPOUT RATE	PUPIL COUNT	DROPOUTS	DROPOUT RATE	PUPIL COUNT	DROPOUTS	DROPOUT RATE	PUPIL COUNT	DROPOUTS	DROPOUT RATE
7TH GRADE TOTAL	22	0	0	264	1	0.4	592	4	0.7	2,714	6	0.2	438	1	0.2	4,030	12	0.3
8TH GRADE MALE	23	0	0	118	3	2.5	285	5	1.8	1,491	5	0.3	252	1	0.4	2,169	14	0.6
8TH GRADE FEMALE	13	1	7.7	140	2	1.4	249	3	1.2	1,352	10	0.7	230	5	2.2	1,984	21	1.1
8TH GRADE TOTAL	36	1	2.8	258	5	1.9	534	8	1.5	2,843	15	0.5	482	6	1.2	4,153	35	0.8
9TH GRADE MALE	17	0	0	165	1	0.6	307	3	1	1,559	22	1.4	258	8	3.1	2,306	34	1.5
9TH GRADE FEMALE	3	0	0	140	3	2.1	302	11	3.6	1,502	21	1.4	239	5	2.1	2,186	40	1.8
9TH GRADE TOTAL	20	0	0	305	4	1.3	609	14	2.3	3,061	43	1.4	497	13	2.6	4,492	74	1.6
10TH GRADE MALE	7	0	0	145	2	1.4	254	9	3.5	1,422	40	2.8	181	10	5.5	2,009	61	3
10TH GRADE FEMALE	7	0	0	140	2	1.4	287	7	2.4	1,360	28	2.1	207	14	6.8	2,001	51	2.5
10TH GRADE TOTAL	14	0	0	285	4	1.4	541	16	3	2,782	68	2.4	388	24	6.2	4,010	112	2.8
11TH GRADE MALE	9	0	0	158	4	2.5	222	11	5	1,341	51	3.8	177	15	8.5	1,907	81	4.2
11TH GRADE FEMALE	9	0	0	144	2	1.4	234	15	6.4	1,320	33	2.5	174	15	8.6	1,881	65	3.5
11TH GRADE TOTAL	18	0	0	302	6	2	456	26	5.7	2,661	84	3.2	351	30	8.5	3,788	146	3.9
12TH GRADE MALE	7	2	28.6	127	6	4.7	245	20	8.2	1,393	76	5.5	182	12	6.6	1,954	116	5.9
12TH GRADE FEMALE	5	0	0	124	5	4	230	13	5.7	1,329	47	3.5	168	10	6	1,856	75	4
12TH GRADE TOTAL	12	2	16.7	251	11	4.4	475	33	6.9	2,722	123	4.5	350	22	6.3	3,810	191	5
DISTRICT TOTAL MALE	71	2	2.8	846	17	2	1,629	52	3.2	8,572	199	2.3	1,265	46	3.6	12,383	316	2.6
DISTRICT TOTAL FEMALE	51	1	2	819	14	1.7	1,578	49	3.1	8,211	140	1.7	1,241	50	4	11,900	254	2.1
DISTRICT TOTAL	122	3	2.5	1,665	31	1.9	3,207	101	3.1	16,783	339	2	2,506	96	3.8	24,283	570	2.3
DISTRICT TOTALS (EXCLUDING ALTERNATIVE SCHOOLS)																		
7TH GRADE MALE	8	0	0	133	1	0.8	316	4	1.3	1,366	5	0.4	215	0	0	2,038	10	0.5
7TH GRADE FEMALE	14	0	0	131	0	0	276	0	0	1,348	1	0.1	223	1	0.4	1,992	2	0.1
7TH GRADE TOTAL	22	0	0	264	1	0.4	592	4	0.7	2,714	6	0.2	438	1	0.2	4,030	12	0.3
8TH GRADE MALE	23	0	0	118	3	2.5	285	5	1.8	1,491	5	0.3	252	1	0.4	2,169	14	0.6
8TH GRADE FEMALE	13	1	7.7	140	2	1.4	249	3	1.2	1,352	10	0.7	230	5	2.2	1,984	21	1.1
8TH GRADE TOTAL	36	1	2.8	258	5	1.9	534	8	1.5	2,843	15	0.5	482	6	1.2	4,153	35	0.8
9TH GRADE MALE	17	0	0	164	0	0	306	3	1	1,550	15	1	257	8	3.1	2,294	26	1.1
9TH GRADE FEMALE	3	0	0	139	3	2.2	299	9	3	1,497	19	1.3	237	5	2.1	2,175	36	1.7
9TH GRADE TOTAL	20	0	0	303	3	1	605	12	2	3,047	34	1.1	494	13	2.6	4,469	62	1.4
10TH GRADE MALE	7	0	0	145	2	1.4	254	9	3.5	1,422	40	2.8	181	10	5.5	2,009	61	3
10TH GRADE FEMALE	7	0	0	140	2	1.4	287	7	2.4	1,360	28	2.1	207	14	6.8	2,001	51	2.5
10TH GRADE TOTAL	14	0	0	285	4	1.4	541	16	3	2,782	68	2.4	388	24	6.2	4,010	112	2.8
11TH GRADE MALE	9	0	0	158	4	2.5	222	11	5	1,341	51	3.8	177	15	8.5	1,907	81	4.2
11TH GRADE FEMALE	9	0	0	144	2	1.4	234	15	6.4	1,320	33	2.5	174	15	8.6	1,881	65	3.5
11TH GRADE TOTAL	18	0	0	302	6	2	456	26	5.7	2,661	84	3.2	351	30	8.5	3,788	146	3.9
12TH GRADE MALE	7	2	28.6	127	6	4.7	245	20	8.2	1,393	76	5.5	182	12	6.6	1,954	116	5.9
12TH GRADE FEMALE	5	0	0	124	5	4	230	13	5.7	1,329	47	3.5	168	10	6	1,856	75	4
12TH GRADE TOTAL	12	2	16.7	251	11	4.4	475	33	6.9	2,722	123	4.5	350	22	6.3	3,810	191	5
DISTRICT TOTAL MALE	71	2	2.8	845	16	1.9	1,628	52	3.2	8,563	192	2.2	1,264	46	3.6	12,371	308	2.5
DISTRICT TOTAL FEMALE	51	1	2	818	14	1.7	1,575	47	3	8,206	138	1.7	1,239	50	4	11,889	250	2.1
DISTRICT TOTAL	122	3	2.5	1,663	30	1.8	3,203	99	3.1	16,769	330	2	2,503	96	3.8	24,260	558	2.3
DISTRICT TOTALS (ALTERNATIVE SCHOOLS ONLY)																		
DISTRICT TOTAL MALE	0	0	0	0	0	0	0	0	0	0	0	0	0	0	0	0	0	0
DISTRICT TOTAL FEMALE	0	0	0	0	0	0	0	0	0	0	0	0	0	0	0	0	0	0
DISTRICT TOTAL	0	0	0	0	0	0	0	0	0	0	0	0	0	0	0	0	0	0
DISTRICT: 0140 LITTLETON 6																		
DISTRICT TOTALS (INCLUDING ALTERNATIVE SCHOOLS)																		
7TH GRADE MALE	7	0	0	14	0	0	20	0	0	572	0	0	69	1	1.4	682	1	0.1
7TH GRADE FEMALE	6	0	0	19	0	0	10	0	0	528	0	0	68	0	0	631	0	0
7TH GRADE TOTAL	13	0	0	33	0	0	30	0	0	1,100	0	0	137	1	0.7	1,313	1	0.1
8TH GRADE MALE	8	0	0	12	0	0	14	0	0	580	0	0	72	0	0	684	0	0
8TH GRADE FEMALE	5	0	0	27	0	0	23	0	0	539	1	0.2	50	0	0	644	1	0.2
8TH GRADE TOTAL	13	0	0	39	0	0	37	0	0	1,119	1	0.1	122	0	0	1,330	1	0.1

8/17/2006 COLORADO DEPARTMENT OF EDUCATION
2004-2005 STATE DROPOUT COUNTS BY DISTRICT

	AMERICAN INDIAN OR ALASKAN NATIVE	AMERICAN INDIAN OR ALASKAN NATIVE	AMERICAN INDIAN OR ALASKAN NATIVE	ASIAN PACIFIC ISLANDER	ASIAN PACIFIC ISLANDER	ASIAN PACIFIC ISLANDER	BLACK NOT OF HISPANIC ORIGIN	BLACK NOT OF HISPANIC ORIGIN	BLACK NOT OF HISPANIC ORIGIN	WHITE NOT OF HISPANIC ORIGIN	WHITE NOT OF HISPANIC ORIGIN	WHITE NOT OF HISPANIC ORIGIN	HISPANIC	HISPANIC	HISPANIC	TOTALS	TOTALS	TOTALS	
	PUPIL COUNT	DROPOUTS	DROPOUT RATE	PUPIL COUNT	DROPOUTS	DROPOUT RATE	PUPIL COUNT	DROPOUTS	DROPOUT RATE	PUPIL COUNT	DROPOUTS	DROPOUT RATE	PUPIL COUNT	DROPOUTS	DROPOUT RATE	PUPIL COUNT	DROPOUTS	DROPOUT RATE	
9TH GRADE MALE	8	0	0	19	0	0	18	1	5.6	748	3	0.4	101	3	3	894	7	0.8	
9TH GRADE FEMALE	5	0	0	27	0	0	20	0	0	687	2	0.3	74	4	5.4	813	6	0.7	
9TH GRADE TOTAL	13	0	0	46	0	0	38	1	2.6	1,435	5	0.3	175	7	4	1,707	13	0.8	
10TH GRADE MALE	5	0	0	20	0	0	8	0	0	712	7	1	57	3	5.3	802	10	1.2	
10TH GRADE FEMALE	4	0	0	16	0	0	15	1	6.7	690	1	0.1	61	1	1.6	786	3	0.4	
10TH GRADE TOTAL	9	0	0	36	0	0	23	1	4.3	1,402	8	0.6	118	4	3.4	1,588	13	0.8	
11TH GRADE MALE	3	0	0	24	0	0	16	0	0	650	9	1.4	49	6	12.2	742	15	2	
11TH GRADE FEMALE	3	0	0	13	0	0	6	0	0	661	9	1.4	37	0	0	720	9	1.3	
11TH GRADE TOTAL	6	0	0	37	0	0	22	0	0	1,311	18	1.4	86	6	7	1,462	24	1.6	
12TH GRADE MALE	4	0	0	22	1	4.5	7	1	14.3	634	7	1.1	45	1	2.2	712	10	1.4	
12TH GRADE FEMALE	6	0	0	20	0	0	13	0	0	688	4	0.6	50	0	0	777	4	0.5	
12TH GRADE TOTAL	10	0	0	42	1	2.4	20	1	5	1,322	11	0.8	95	1	1.1	1,489	14	0.9	
DISTRICT TOTAL MALE	35	0	0	111	1	0.9	83	2	2.4	3,896	26	0.7	393	14	3.6	4,518	43	1	
DISTRICT TOTAL FEMALE	29	0	0	122	0	0	87	1	1.1	3,793	17	0.4	340	5	1.5	4,371	23	0.5	
DISTRICT TOTAL	64	0	0	233	1	0.4	170	3	1.8	7,689	43	0.6	733	19	2.6	8,889	66	0.7	
DISTRICT TOTALS (EXCLUDING ALTERNATIVE SCHOOLS)																			
7TH GRADE MALE	7	0	0	14	0	0	20	0	0	572	0	0	69	1	1.4	682	1	0.1	
7TH GRADE FEMALE	6	0	0	19	0	0	10	0	0	528	0	0	68	0	0	631	0	0	
7TH GRADE TOTAL	13	0	0	33	0	0	30	0	0	1,100	0	0	137	1	0.7	1,313	1	0.1	
8TH GRADE MALE	8	0	0	12	0	0	14	0	0	580	0	0	72	0	0	686	0	0	
8TH GRADE FEMALE	5	0	0	27	0	0	23	0	0	539	1	0.2	50	0	0	644	1	0.2	
8TH GRADE TOTAL	13	0	0	39	0	0	37	0	0	1,119	1	0.1	122	0	0	1,330	1	0.1	
9TH GRADE MALE	8	0	0	19	0	0	18	1	5.6	748	3	0.4	101	3	3	894	7	0.8	
9TH GRADE FEMALE	5	0	0	27	0	0	20	0	0	687	2	0.3	74	4	5.4	813	6	0.7	
9TH GRADE TOTAL	13	0	0	46	0	0	38	1	2.6	1,435	5	0.3	175	7	4	1,707	13	0.8	
10TH GRADE MALE	5	0	0	20	0	0	8	0	0	712	7	1	57	3	5.3	802	10	1.2	
10TH GRADE FEMALE	4	0	0	16	0	0	15	1	6.7	690	1	0.1	61	1	1.6	786	3	0.4	
10TH GRADE TOTAL	9	0	0	36	0	0	23	1	4.3	1,402	8	0.6	118	4	3.4	1,588	13	0.8	
11TH GRADE MALE	3	0	0	24	0	0	16	0	0	650	9	1.4	49	6	12.2	742	15	2	
11TH GRADE FEMALE	3	0	0	13	0	0	6	0	0	661	9	1.4	37	0	0	720	9	1.3	
11TH GRADE TOTAL	6	0	0	37	0	0	22	0	0	1,311	18	1.4	86	6	7	1,462	24	1.6	
12TH GRADE MALE	4	0	0	22	1	4.5	7	1	14.3	634	7	1.1	45	1	2.2	712	10	1.4	
12TH GRADE FEMALE	6	0	0	20	0	0	13	0	0	688	4	0.6	50	0	0	777	4	0.5	
12TH GRADE TOTAL	10	0	0	42	1	2.4	20	1	5	1,322	11	0.8	95	1	1.1	1,489	14	0.9	
DISTRICT TOTAL MALE	35	0	0	111	1	0.9	83	2	2.4	3,896	26	0.7	393	14	3.6	4,518	43	1	
DISTRICT TOTAL FEMALE	29	0	0	122	0	0	87	1	1.1	3,793	17	0.4	340	5	1.5	4,371	23	0.5	
DISTRICT TOTAL	64	0	0	233	1	0.4	170	3	1.8	7,689	43	0.6	733	19	2.6	8,889	66	0.7	
DISTRICT TOTALS (ALTERNATIVE SCHOOLS ONLY)																			
DISTRICT TOTAL MALE	0	0	0	0	0	0	0	0	0	0	0	0	0	0	0	0	0	0	
DISTRICT TOTAL FEMALE	0	0	0	0	0	0	0	0	0	0	0	0	0	0	0	0	0	0	
DISTRICT TOTAL	0	0	0	0	0	0	0	0	0	0	0	0	0	0	0	0	0	0	
DISTRICT: 0170 DEER TRAIL 26J																			
DISTRICT TOTALS (INCLUDING ALTERNATIVE SCHOOLS)																			
7TH GRADE MALE	1	0	0	0	0	0	1	0	0	12	0	0	0	0	0	14	0	0	
7TH GRADE FEMALE	0	0	0	0	0	0	0	0	0	7	0	0	0	0	0	7	0	0	
7TH GRADE TOTAL	1	0	0	0	0	0	1	0	0	19	0	0	0	0	0	21	0	0	
8TH GRADE MALE	1	0	0	0	0	0	0	0	0	8	0	0	1	0	0	10	0	0	
8TH GRADE FEMALE	0	0	0	0	0	0	0	0	0	8	0	0	2	0	0	10	0	0	
8TH GRADE TOTAL	1	0	0	0	0	0	0	0	0	16	0	0	3	0	0	20	0	0	
9TH GRADE MALE	0	0	0	0	0	0	0	0	0	14	0	0	0	0	0	14	0	0	
9TH GRADE FEMALE	1	0	0	0	0	0	0	0	0	5	0	0	0	0	0	6	0	0	
9TH GRADE TOTAL	1	0	0	0	0	0	0	0	0	19	0	0	0	0	0	20	0	0	
10TH GRADE MALE	1	0	0	0	0	0	0	0	0	5	0	0	3	0	0	9	0	0	

8/17/2006 COLORADO DEPARTMENT OF EDUCATION
2004-2005 STATE DROPOUT COUNTS BY DISTRICT

	AMERICAN INDIAN OR ALASKAN NATIVE	AMERICAN INDIAN OR ALASKAN NATIVE	AMERICAN INDIAN OR ALASKAN NATIVE	ASIAN PACIFIC ISLANDER	ASIAN PACIFIC ISLANDER	ASIAN PACIFIC ISLANDER	BLACK NOT OF HISPANIC ORIGIN	BLACK NOT OF HISPANIC ORIGIN	BLACK NOT OF HISPANIC ORIGIN	WHITE NOT OF HISPANIC ORIGIN	WHITE NOT OF HISPANIC ORIGIN	WHITE NOT OF HISPANIC ORIGIN	HISPANIC	HISPANIC	HISPANIC	TOTALS	TOTALS	TOTALS
	PUPIL COUNT	DROPOUTS	DROPOUT RATE	PUPIL COUNT	DROPOUTS	DROPOUT RATE	PUPIL COUNT	DROPOUTS	DROPOUT RATE	PUPIL COUNT	DROPOUTS	DROPOUT RATE	PUPIL COUNT	DROPOUTS	DROPOUT RATE	PUPIL COUNT	DROPOUTS	DROPOUT RATE
10TH GRADE FEMALE	0	0	0	1	0	0	0	0	0	7	0	0	0	0	0	8	0	0
10TH GRADE TOTAL	1	0	0	1	0	0	0	0	0	12	0	0	3	0	0	17	0	0
11TH GRADE MALE	0	0	0	1	0	0	0	0	0	4	0	0	0	0	0	5	0	0
11TH GRADE FEMALE	0	0	0	0	0	0	0	0	0	5	0	0	0	0	0	5	0	0
11TH GRADE TOTAL	0	0	0	1	0	0	0	0	0	9	0	0	0	0	0	10	0	0
12TH GRADE MALE	0	0	0	0	0	0	0	0	0	6	0	0	0	0	0	6	0	0
12TH GRADE FEMALE	0	0	0	1	0	0	0	0	0	9	0	0	0	0	0	10	0	0
12TH GRADE TOTAL	0	0	0	1	0	0	0	0	0	15	0	0	0	0	0	16	0	0
DISTRICT TOTAL MALE	3	0	0	1	0	0	1	0	0	49	0	0	4	0	0	58	0	0
DISTRICT TOTAL FEMALE	1	0	0	2	0	0	0	0	0	41	0	0	2	0	0	46	0	0
DISTRICT TOTAL	4	0	0	3	0	0	1	0	0	90	0	0	6	0	0	104	0	0
DISTRICT TOTALS (EXCLUDING ALTERNATIVE SCHOOLS)																		
7TH GRADE MALE	1	0	0	0	0	0	1	0	0	12	0	0	0	0	0	14	0	0
7TH GRADE FEMALE	0	0	0	0	0	0	0	0	0	7	0	0	0	0	0	7	0	0
7TH GRADE TOTAL	1	0	0	0	0	0	1	0	0	19	0	0	0	0	0	21	0	0
8TH GRADE MALE	1	0	0	0	0	0	0	0	0	8	0	0	1	0	0	10	0	0
8TH GRADE FEMALE	0	0	0	0	0	0	0	0	0	8	0	0	2	0	0	10	0	0
8TH GRADE TOTAL	1	0	0	0	0	0	0	0	0	16	0	0	3	0	0	20	0	0
9TH GRADE MALE	0	0	0	0	0	0	0	0	0	14	0	0	0	0	0	14	0	0
9TH GRADE FEMALE	1	0	0	0	0	0	0	0	0	5	0	0	0	0	0	6	0	0
9TH GRADE TOTAL	1	0	0	0	0	0	0	0	0	19	0	0	0	0	0	20	0	0
10TH GRADE MALE	1	0	0	0	0	0	0	0	0	5	0	0	3	0	0	9	0	0
10TH GRADE FEMALE	0	0	0	1	0	0	0	0	0	7	0	0	0	0	0	8	0	0
10TH GRADE TOTAL	1	0	0	1	0	0	0	0	0	12	0	0	3	0	0	17	0	0
11TH GRADE MALE	0	0	0	1	0	0	0	0	0	4	0	0	0	0	0	5	0	0
11TH GRADE FEMALE	0	0	0	0	0	0	0	0	0	5	0	0	0	0	0	5	0	0
11TH GRADE TOTAL	0	0	0	1	0	0	0	0	0	9	0	0	0	0	0	10	0	0
12TH GRADE MALE	0	0	0	0	0	0	0	0	0	6	0	0	0	0	0	6	0	0
12TH GRADE FEMALE	0	0	0	1	0	0	0	0	0	9	0	0	0	0	0	10	0	0
12TH GRADE TOTAL	0	0	0	1	0	0	0	0	0	15	0	0	0	0	0	16	0	0
DISTRICT TOTAL MALE	3	0	0	1	0	0	1	0	0	49	0	0	4	0	0	58	0	0
DISTRICT TOTAL FEMALE	1	0	0	2	0	0	0	0	0	41	0	0	2	0	0	46	0	0
DISTRICT TOTAL	4	0	0	3	0	0	1	0	0	90	0	0	6	0	0	104	0	0
DISTRICT TOTALS (ALTERNATIVE SCHOOLS ONLY)																		
DISTRICT TOTAL MALE	0	0	0	0	0	0	0	0	0	0	0	0	0	0	0	0	0	0
DISTRICT TOTAL FEMALE	0	0	0	0	0	0	0	0	0	0	0	0	0	0	0	0	0	0
DISTRICT TOTAL	0	0	0	0	0	0	0	0	0	0	0	0	0	0	0	0	0	0
DISTRICT: 0180 ADAMS-ARAPAHOE 2&J																		
DISTRICT TOTALS (INCLUDING ALTERNATIVE SCHOOLS)																		
7TH GRADE MALE	11	0	0	52	2	3.8	356	3	0.8	467	13	2.8	624	14	2.2	1,510	32	2.1
7TH GRADE FEMALE	19	0	0	55	2	3.6	359	5	1.4	448	6	1.3	622	11	1.8	1,503	24	1.6
7TH GRADE TOTAL	30	0	0	107	4	3.7	715	8	1.1	915	19	2.1	1,246	25	2	3,013	56	1.9
8TH GRADE MALE	18	1	5.6	63	1	1.6	363	8	2.2	448	6	1.3	615	12	2	1,507	28	1.9
8TH GRADE FEMALE	16	0	0	69	0	0	363	5	1.4	419	4	1	588	12	2	1,455	21	1.4
8TH GRADE TOTAL	34	1	2.9	132	1	0.8	726	13	1.8	867	10	1.2	1,203	24	2	2,962	49	1.7
9TH GRADE MALE	20	2	10	74	7	9.5	534	59	11	568	34	6	777	103	13.3	1,973	205	10.4
9TH GRADE FEMALE	19	3	15.8	65	4	6.2	496	43	8.7	492	37	7.5	710	98	13.8	1,782	185	10.4
9TH GRADE TOTAL	39	5	12.8	139	11	7.9	1,030	102	9.9	1,060	71	6.7	1,487	201	13.5	3,755	390	10.4
10TH GRADE MALE	14	2	14.3	66	7	10.6	321	36	11.2	425	49	11.5	555	83	15	1,381	177	12.8
10TH GRADE FEMALE	5	1	20	41	4	9.8	348	27	7.8	429	29	6.8	514	85	16.5	1,337	146	10.9
10TH GRADE TOTAL	19	3	15.8	107	11	10.3	669	63	9.4	854	78	9.1	1,069	168	15.7	2,718	323	11.9
11TH GRADE MALE	11	3	27.3	57	6	10.5	266	28	10.5	375	41	10.9	404	63	15.6	1,113	141	12.7
11TH GRADE FEMALE	9	2	22.2	61	3	4.9	274	30	10.9	392	30	7.7	385	43	11.2	1,121	108	9.6

8/17/2006 COLORADO DEPARTMENT OF EDUCATION
2004-2005 STATE DROPOUT COUNTS BY DISTRICT

	AMERICAN INDIAN OR ALASKAN NATIVE	AMERICAN INDIAN OR ALASKAN NATIVE	AMERICAN INDIAN OR ALASKAN NATIVE	ASIAN PACIFIC ISLANDER	ASIAN PACIFIC ISLANDER	ASIAN PACIFIC ISLANDER	BLACK NOT OF HISPANIC ORIGIN	BLACK NOT OF HISPANIC ORIGIN	BLACK NOT OF HISPANIC ORIGIN	WHITE NOT OF HISPANIC ORIGIN	WHITE NOT OF HISPANIC ORIGIN	WHITE NOT OF HISPANIC ORIGIN	HISPANIC	HISPANIC	HISPANIC	TOTALS	TOTALS	TOTALS
	PUPIL COUNT	DROPOUTS	DROPOUT RATE	PUPIL COUNT	DROPOUTS	DROPOUT RATE	PUPIL COUNT	DROPOUTS	DROPOUT RATE	PUPIL COUNT	DROPOUTS	DROPOUT RATE	PUPIL COUNT	DROPOUTS	DROPOUT RATE	PUPIL COUNT	DROPOUTS	DROPOUT RATE
11TH GRADE TOTAL	20	5	25	118	9	7.6	540	58	10.7	767	71	9.3	789	106	13.4	2,234	249	11.1
12TH GRADE MALE	8	5	62.5	45	1	2.2	231	22	9.5	436	25	5.7	272	21	7.7	92	74	7.5
12TH GRADE FEMALE	15	1	6.7	62	3	4.8	236	20	8.5	395	21	5.3	312	24	7.7	1,020	69	6.8
12TH GRADE TOTAL	23	6	26.1	107	4	3.7	467	42	9	831	46	5.5	584	45	7.7	2,012	143	7.1
DISTRICT TOTAL MALE	82	13	15.9	357	24	6.7	2,071	156	7.5	2,719	168	6.2	3,247	296	9.1	8,476	657	7.8
DISTRICT TOTAL FEMALE	83	7	8.4	353	16	4.5	2,076	130	6.3	2,575	127	4.9	3,131	273	8.7	8,218	553	6.7
DISTRICT TOTAL	165	20	12.1	710	40	5.6	4,147	286	6.9	5,294	295	5.6	6,378	569	8.9	16,694	1,210	7.2
DISTRICT TOTALS (EXCLUDING ALTERNATIVE SCHOOLS)																		
7TH GRADE MALE	10	0	0	51	2	3.9	355	3	0.8	424	6	1.4	622	14	2.3	1,462	25	1.7
7TH GRADE FEMALE	18	0	0	54	2	3.7	359	5	1.4	411	5	1.2	618	10	1.6	1,460	22	1.5
7TH GRADE TOTAL	28	0	0	105	4	3.8	714	8	1.1	835	11	1.3	1,240	24	1.9	2,922	47	1.6
8TH GRADE MALE	17	1	5.9	61	1	1.6	362	8	2.2	413	3	0.7	610	12	2	1,463	25	1.7
8TH GRADE FEMALE	14	0	0	68	0	0	362	5	1.4	385	3	0.8	585	12	2.1	1,414	20	1.4
8TH GRADE TOTAL	31	1	3.2	129	1	0.8	724	13	1.8	798	6	0.8	1,195	24	2	2,877	45	1.6
9TH GRADE MALE	18	2	11.1	72	5	6.9	497	43	8.7	510	23	4.5	749	91	12.1	1,846	164	8.9
9TH GRADE FEMALE	17	3	17.6	64	3	4.7	469	37	7.9	433	27	6.2	676	89	13.2	1,659	159	9.6
9TH GRADE TOTAL	35	5	14.3	136	8	5.9	966	80	8.3	943	50	5.3	1,425	180	12.6	3,505	323	9.2
10TH GRADE MALE	13	2	15.4	64	6	9.4	296	26	8.8	369	39	10.6	539	80	14.8	1,281	153	11.9
10TH GRADE FEMALE	2	0	0	41	4	9.8	318	18	5.7	374	19	5.1	475	68	14.3	1,210	109	9
10TH GRADE TOTAL	15	2	13.3	105	10	9.5	614	44	7.2	743	58	7.8	1,014	148	14.6	2,491	262	10.5
11TH GRADE MALE	11	3	27.3	54	5	9.3	249	20	8	317	27	8.5	384	57	14.8	1,015	112	11
11TH GRADE FEMALE	9	2	22.2	58	3	5.2	254	25	9.8	341	18	5.3	357	36	10.1	1,019	84	8.2
11TH GRADE TOTAL	20	5	25	112	8	7.1	503	45	8.9	658	45	6.8	741	93	12.6	2,034	196	9.6
12TH GRADE MALE	5	2	40	44	1	2.3	210	20	9.5	375	21	5.6	254	19	7.5	888	63	7.1
12TH GRADE FEMALE	15	1	6.7	56	2	3.6	203	13	6.4	339	15	4.4	283	16	5.7	896	47	5.2
12TH GRADE TOTAL	20	3	15	100	3	3	413	33	8	714	36	5	537	35	6.5	1,784	110	6.2
DISTRICT TOTAL MALE	74	10	13.5	346	20	5.8	1,969	120	6.1	2,408	119	4.9	3,158	273	8.6	7,955	542	6.8
DISTRICT TOTAL FEMALE	75	6	8	341	14	4.1	1,965	103	5.2	2,283	87	3.8	2,994	231	7.7	7,658	441	5.8
DISTRICT TOTAL	149	16	10.7	687	34	4.9	3,934	223	5.7	4,691	206	4.4	6,152	504	8.2	15,613	983	6.3
DISTRICT TOTALS (ALTERNATIVE SCHOOLS ONLY)																		
7TH GRADE MALE	1	0	0	1	0	0	1	0	0	43	7	16.3	2	0	0	48	7	14.6
7TH GRADE FEMALE	1	0	0	1	0	0	0	0	0	37	1	2.7	4	1	25	43	2	4.7
7TH GRADE TOTAL	2	0	0	2	0	0	1	0	0	80	8	10	6	1	16.7	91	9	9.9
8TH GRADE MALE	1	0	0	2	0	0	1	0	0	35	3	8.6	5	0	0	44	3	6.8
8TH GRADE FEMALE	2	0	0	1	0	0	1	0	0	34	1	2.9	3	0	0	41	1	2.4
8TH GRADE TOTAL	3	0	0	3	0	0	2	0	0	69	4	5.8	8	0	0	85	4	4.7
9TH GRADE MALE	2	0	0	2	2	100	37	16	43.2	58	11	19	28	12	42.9	127	41	32.3
9TH GRADE FEMALE	2	0	0	1	1	100	27	6	22.2	59	10	16.9	34	9	26.5	123	26	21.1
9TH GRADE TOTAL	4	0	0	3	3	100	64	22	34.4	117	21	17.9	62	21	33.9	250	67	26.8
10TH GRADE MALE	1	0	0	2	1	50	25	10	40	56	10	17.9	16	3	18.8	100	24	24
10TH GRADE FEMALE	3	1	33.3	0	0	0	30	9	30	55	10	18.2	39	17	43.6	127	37	29.1
10TH GRADE TOTAL	4	1	25	2	1	50	55	19	34.5	111	20	18	55	20	36.4	227	61	26.9
11TH GRADE MALE	0	0	0	3	1	33.3	17	8	47.1	58	14	24.1	20	6	30	98	29	29.6
11TH GRADE FEMALE	0	0	0	3	0	0	20	5	25	51	12	23.5	28	7	25	102	24	23.5
11TH GRADE TOTAL	0	0	0	6	1	16.7	37	13	35.1	109	26	23.9	48	13	27.1	200	53	26.5
12TH GRADE MALE	3	3	100	1	0	0	21	2	9.5	61	4	6.6	18	2	11.1	104	11	10.6
12TH GRADE FEMALE	0	0	0	6	1	16.7	33	7	21.2	56	6	10.7	29	8	27.6	124	22	17.7
12TH GRADE TOTAL	3	3	100	7	1	14.3	54	9	16.7	117	10	8.5	47	10	21.3	228	33	14.5
DISTRICT TOTAL MALE	8	3	37.5	11	4	36.4	102	36	35.3	311	49	15.8	89	23	25.8	521	115	22.1
DISTRICT TOTAL FEMALE	8	1	12.5	12	2	16.7	111	27	24.3	292	40	13.7	137	42	30.7	560	112	20
DISTRICT TOTAL	16	4	25	23	6	26.1	213	63	29.6	603	89	14.8	226	65	28.8	1,081	227	21
DISTRICT: 0190 BYERS 32J																		
DISTRICT TOTALS (INCLUDING ALTERNATIVE SCHOOLS)																		

8/17/2006 COLORADO DEPARTMENT OF EDUCATION
2004-2005 STATE DROPOUT COUNTS BY DISTRICT


	AMERICAN INDIAN OR ALASKAN NATIVE	AMERICAN INDIAN OR ALASKAN NATIVE	AMERICAN INDIAN OR ALASKAN NATIVE	ASIAN PACIFIC ISLANDER	ASIAN PACIFIC ISLANDER	ASIAN PACIFIC ISLANDER	BLACK NOT OF HISPANIC ORIGIN	BLACK NOT OF HISPANIC ORIGIN	BLACK NOT OF HISPANIC ORIGIN	WHITE NOT OF HISPANIC ORIGIN	WHITE NOT OF HISPANIC ORIGIN	WHITE NOT OF HISPANIC ORIGIN	HISPANIC	HISPANIC	HISPANIC	TOTALS	TOTALS	TOTALS	
	PUPIL COUNT	DROPOUTS	DROPOUT RATE	PUPIL COUNT	DROPOUTS	DROPOUT RATE	PUPIL COUNT	DROPOUTS	DROPOUT RATE	PUPIL COUNT	DROPOUTS	DROPOUT RATE	PUPIL COUNT	DROPOUTS	DROPOUT RATE	PUPIL COUNT	DROPOUTS	DROPOUT RATE	
7TH GRADE MALE	0	0	0	0	0	0	1	0	0	21	0	0	1	0	0	23	0	0	
7TH GRADE FEMALE	0	0	0	1	0	0	0	0	0	20	0	0	2	0	0	23	0	0	
7TH GRADE TOTAL	0	0	0	1	0	0	1	0	0	41	0	0	3	0	0	46	0	0	
8TH GRADE MALE	1	0	0	0	0	0	1	0	0	23	0	0	3	1	33.3	28	1	3.6	
8TH GRADE FEMALE	0	0	0	0	0	0	0	0	0	17	0	0	1	0	0	18	0	0	
8TH GRADE TOTAL	1	0	0	0	0	0	1	0	0	40	0	0	4	1	25	46	1	2.2	
9TH GRADE MALE	0	0	0	0	0	0	1	0	0	36	3	8.3	6	0	0	43	3	7	
9TH GRADE FEMALE	0	0	0	0	0	0	1	0	0	29	0	0	1	0	0	31	0	0	
9TH GRADE TOTAL	0	0	0	0	0	0	2	0	0	65	3	4.6	7	0	0	74	3	4.1	
10TH GRADE MALE	1	0	0	0	0	0	0	0	0	22	2	9.1	2	0	0	25	2	8	
10TH GRADE FEMALE	0	0	0	0	0	0	0	0	0	21	1	4.8	1	0	0	22	1	4.5	
10TH GRADE TOTAL	1	0	0	0	0	0	0	0	0	43	3	7	3	0	0	47	3	6.4	
11TH GRADE MALE	1	0	0	0	0	0	1	0	0	22	2	9.1	0	0	0	24	2	8.3	
11TH GRADE FEMALE	0	0	0	0	0	0	1	0	0	15	1	6.7	1	0	0	17	1	5.9	
11TH GRADE TOTAL	1	0	0	0	0	0	2	0	0	37	3	8.1	1	0	0	41	3	7.3	
12TH GRADE MALE	2	0	0	0	0	0	0	0	0	13	2	15.4	0	0	0	15	2	13.3	
12TH GRADE FEMALE	0	0	0	0	0	0	0	0	0	17	0	0	2	0	0	19	0	0	
12TH GRADE TOTAL	2	0	0	0	0	0	0	0	0	30	2	6.7	2	0	0	34	2	5.9	
DISTRICT TOTAL MALE	5	0	0	0	0	0	4	0	0	137	9	6.6	12	1	8.3	158	10	6.3	
DISTRICT TOTAL FEMALE	0	0	0	1	0	0	2	0	0	119	2	1.7	8	0	0	130	2	1.5	
DISTRICT TOTAL	5	0	0	1	0	0	6	0	0	256	11	4.3	20	1	5	288	12	4.2	
DISTRICT TOTALS (EXCLUDING ALTERNATIVE SCHOOLS)																			
7TH GRADE MALE	0	0	0	0	0	0	1	0	0	21	0	0	1	0	0	23	0	0	
7TH GRADE FEMALE	0	0	0	1	0	0	0	0	0	20	0	0	2	0	0	23	0	0	
7TH GRADE TOTAL	0	0	0	1	0	0	1	0	0	41	0	0	3	0	0	46	0	0	
8TH GRADE MALE	1	0	0	0	0	0	1	0	0	23	0	0	3	1	33.3	28	1	3.6	
8TH GRADE FEMALE	0	0	0	0	0	0	0	0	0	17	0	0	1	0	0	18	0	0	
8TH GRADE TOTAL	1	0	0	0	0	0	1	0	0	40	0	0	4	1	25	46	1	2.2	
9TH GRADE MALE	0	0	0	0	0	0	1	0	0	36	3	8.3	6	0	0	43	3	7	
9TH GRADE FEMALE	0	0	0	0	0	0	1	0	0	29	0	0	1	0	0	31	0	0	
9TH GRADE TOTAL	0	0	0	0	0	0	2	0	0	65	3	4.6	7	0	0	74	3	4.1	
10TH GRADE MALE	1	0	0	0	0	0	0	0	0	22	2	9.1	2	0	0	25	2	8	
10TH GRADE FEMALE	0	0	0	0	0	0	0	0	0	21	1	4.8	1	0	0	22	1	4.5	
10TH GRADE TOTAL	1	0	0	0	0	0	0	0	0	43	3	7	3	0	0	47	3	6.4	
11TH GRADE MALE	1	0	0	0	0	0	1	0	0	22	2	9.1	0	0	0	24	2	8.3	
11TH GRADE FEMALE	0	0	0	0	0	0	1	0	0	15	1	6.7	1	0	0	17	1	5.9	
11TH GRADE TOTAL	1	0	0	0	0	0	2	0	0	37	3	8.1	1	0	0	41	3	7.3	
12TH GRADE MALE	2	0	0	0	0	0	0	0	0	13	2	15.4	0	0	0	15	2	13.3	
12TH GRADE FEMALE	0	0	0	0	0	0	0	0	0	17	0	0	2	0	0	19	0	0	
12TH GRADE TOTAL	2	0	0	0	0	0	0	0	0	30	2	6.7	2	0	0	34	2	5.9	
DISTRICT TOTAL MALE	5	0	0	0	0	0	4	0	0	137	9	6.6	12	1	8.3	158	10	6.3	
DISTRICT TOTAL FEMALE	0	0	0	1	0	0	2	0	0	119	2	1.7	8	0	0	130	2	1.5	
DISTRICT TOTAL	5	0	0	1	0	0	6	0	0	256	11	4.3	20	1	5	288	12	4.2	
DISTRICT TOTALS (ALTERNATIVE SCHOOLS ONLY)																			
DISTRICT TOTAL MALE	0	0	0	0	0	0	0	0	0	0	0	0	0	0	0	0	0	0	
DISTRICT TOTAL FEMALE	0	0	0	0	0	0	0	0	0	0	0	0	0	0	0	0	0	0	
DISTRICT TOTAL	0	0	0	0	0	0	0	0	0	0	0	0	0	0	0	0	0	0	
COUNTY	04	ARCHULETA																	
DISTRICT:	0220	ARCHULETA COUNTY 50 JT																	
DISTRICT TOTALS (INCLUDING ALTERNATIVE SCHOOLS)																			
7TH GRADE MALE	1	0	0	0	0	0	0	0	0	55	1	1.8	12	0	0	68	1	1.5	
7TH GRADE FEMALE	0	0	0	0	0	0	1	0	0	47	0	0	15	3	20	63	3	4.8	
7TH GRADE TOTAL	1	0	0	0	0	0	1	0	0	102	1	1	27	3	11.1	131	4	3.1	

8/17/2006 COLORADO DEPARTMENT OF EDUCATION
2004-2005 STATE DROPOUT COUNTS BY DISTRICT

	AMERICAN INDIAN OR ALASKAN NATIVE	AMERICAN INDIAN OR ALASKAN NATIVE	AMERICAN INDIAN OR ALASKAN NATIVE	ASIAN PACIFIC ISLANDER	ASIAN PACIFIC ISLANDER	ASIAN PACIFIC ISLANDER	BLACK NOT OF HISPANIC ORIGIN	BLACK NOT OF HISPANIC ORIGIN	BLACK NOT OF HISPANIC ORIGIN	WHITE NOT OF HISPANIC ORIGIN	WHITE NOT OF HISPANIC ORIGIN	WHITE NOT OF HISPANIC ORIGIN	HISPANIC	HISPANIC	HISPANIC	TOTALS	TOTALS	TOTALS	
	PUPIL COUNT	DROPOUTS	DROPOUT RATE	PUPIL COUNT	DROPOUTS	DROPOUT RATE	PUPIL COUNT	DROPOUTS	DROPOUT RATE	PUPIL COUNT	DROPOUTS	DROPOUT RATE	PUPIL COUNT	DROPOUTS	DROPOUT RATE	PUPIL COUNT	DROPOUTS	DROPOUT RATE	
8TH GRADE MALE	0	0	0	1	0	0	0	0	0	64	1	1.6	15	0	0	80	1	1.3	
8TH GRADE FEMALE	1	0	0	0	0	0	0	0	0	52	0	0	20	1	5	73	1	1.4	
8TH GRADE TOTAL	1	0	0	1	0	0	0	0	0	116	1	0.9	35	1	2.9	153	2	1.3	
9TH GRADE MALE	3	0	0	2	0	0	2	0	0	65	1	1.5	16	0	0	88	1	1.1	
9TH GRADE FEMALE	1	0	0	1	0	0	1	0	0	49	3	6.1	19	0	0	71	3	4.2	
9TH GRADE TOTAL	4	0	0	3	0	0	3	0	0	114	4	3.5	35	0	0	159	4	2.5	
10TH GRADE MALE	4	0	0	1	0	0	1	0	0	62	1	1.6	22	0	0	90	1	1.1	
10TH GRADE FEMALE	3	0	0	1	0	0	1	0	0	77	1	1.3	11	0	0	93	1	1.1	
10TH GRADE TOTAL	7	0	0	2	0	0	2	0	0	139	2	1.4	33	0	0	183	2	1.1	
11TH GRADE MALE	2	0	0	0	0	0	0	0	0	68	2	2.9	13	1	7.7	83	3	3.6	
11TH GRADE FEMALE	4	1	25	1	0	0	0	0	0	61	1	1.6	11	1	9.1	77	3	3.9	
11TH GRADE TOTAL	6	1	16.7	1	0	0	0	0	0	129	3	2.3	24	2	8.3	160	6	3.8	
12TH GRADE MALE	2	0	0	0	0	0	3	1	33.3	45	1	2.2	17	0	0	67	2	3	
12TH GRADE FEMALE	1	0	0	2	0	0	0	0	0	50	1	2	9	2	22.2	62	3	4.8	
12TH GRADE TOTAL	3	0	0	2	0	0	3	1	33.3	95	2	2.1	26	2	7.7	129	5	3.9	
DISTRICT TOTAL MALE	12	0	0	4	0	0	6	1	16.7	359	7	1.9	95	1	1.1	476	9	1.9	
DISTRICT TOTAL FEMALE	10	1	10	5	0	0	3	0	0	336	6	1.8	85	7	8.2	439	14	3.2	
DISTRICT TOTAL	22	1	4.5	9	0	0	9	1	11.1	695	13	1.9	180	8	4.4	915	23	2.5	
DISTRICT TOTALS (EXCLUDING ALTERNATIVE SCHOOLS)																			
7TH GRADE MALE	1	0	0	0	0	0	0	0	0	55	1	1.8	12	0	0	68	1	1.5	
7TH GRADE FEMALE	0	0	0	0	0	0	1	0	0	47	0	0	15	3	20	63	3	4.8	
7TH GRADE TOTAL	1	0	0	0	0	0	1	0	0	102	1	1	27	3	11.1	131	4	3.1	
8TH GRADE MALE	0	0	0	1	0	0	0	0	0	64	1	1.6	15	0	0	80	1	1.3	
8TH GRADE FEMALE	1	0	0	0	0	0	0	0	0	52	0	0	20	1	5	73	1	1.4	
8TH GRADE TOTAL	1	0	0	1	0	0	0	0	0	116	1	0.9	35	1	2.9	153	2	1.3	
9TH GRADE MALE	2	0	0	2	0	0	2	0	0	60	1	1.7	14	0	0	80	1	1.3	
9TH GRADE FEMALE	1	0	0	1	0	0	1	0	0	48	3	6.3	17	0	0	68	3	4.4	
9TH GRADE TOTAL	3	0	0	3	0	0	3	0	0	108	4	3.7	31	0	0	148	4	2.7	
10TH GRADE MALE	3	0	0	1	0	0	1	0	0	61	1	1.6	22	0	0	88	1	1.1	
10TH GRADE FEMALE	3	0	0	1	0	0	1	0	0	71	0	0	9	0	0	85	0	0	
10TH GRADE TOTAL	6	0	0	2	0	0	2	0	0	132	1	0.8	31	0	0	173	1	0.6	
11TH GRADE MALE	1	0	0	0	0	0	0	0	0	64	2	3.1	10	0	0	75	2	2.7	
11TH GRADE FEMALE	4	1	25	1	0	0	0	0	0	50	0	0	10	1	10	65	2	3.1	
11TH GRADE TOTAL	5	1	20	1	0	0	0	0	0	114	2	1.8	20	1	5	140	4	2.9	
12TH GRADE MALE	1	0	0	0	0	0	2	0	0	37	0	0	16	0	0	56	0	0	
12TH GRADE FEMALE	1	0	0	1	0	0	0	0	0	46	0	0	6	0	0	54	0	0	
12TH GRADE TOTAL	2	0	0	1	0	0	2	0	0	83	0	0	22	0	0	110	0	0	
DISTRICT TOTAL MALE	8	0	0	4	0	0	5	0	0	341	6	1.8	89	0	0	447	6	1.3	
DISTRICT TOTAL FEMALE	10	1	10	4	0	0	3	0	0	314	3	1	77	5	6.5	408	9	2.2	
DISTRICT TOTAL	18	1	5.6	8	0	0	8	0	0	655	9	1.4	166	5	3	855	15	1.8	
DISTRICT TOTALS (ALTERNATIVE SCHOOLS ONLY)																			
9TH GRADE MALE	1	0	0	0	0	0	0	0	0	5	0	0	2	0	0	8	0	0	
9TH GRADE FEMALE	0	0	0	0	0	0	0	0	0	1	0	0	2	0	0	3	0	0	
9TH GRADE TOTAL	1	0	0	0	0	0	0	0	0	6	0	0	4	0	0	11	0	0	
10TH GRADE MALE	1	0	0	0	0	0	0	0	0	1	0	0	0	0	0	2	0	0	
10TH GRADE FEMALE	0	0	0	0	0	0	0	0	0	6	1	16.7	2	0	0	8	1	12.5	
10TH GRADE TOTAL	1	0	0	0	0	0	0	0	0	7	1	14.3	2	0	0	10	1	10	
11TH GRADE MALE	1	0	0	0	0	0	0	0	0	4	0	0	3	1	33.3	8	1	12.5	
11TH GRADE FEMALE	0	0	0	0	0	0	0	0	0	11	1	9.1	1	0	0	12	1	8.3	
11TH GRADE TOTAL	1	0	0	0	0	0	0	0	0	15	1	6.7	4	1	25	20	2	10	
12TH GRADE MALE	1	0	0	0	0	0	1	1	100	8	1	12.5	1	0	0	11	2	18.2	
12TH GRADE FEMALE	0	0	0	1	0	0	0	0	0	4	1	25	3	2	66.7	8	3	37.5	
12TH GRADE TOTAL	1	0	0	1	0	0	1	1	100	12	2	16.7	4	2	50	19	5	26.3	


8/17/2006 COLORADO DEPARTMENT OF EDUCATION
 2004-2005 STATE DROPOUT COUNTS BY DISTRICT

	AMERICAN INDIAN OR ALASKAN NATIVE	AMERICAN INDIAN OR ALASKAN NATIVE	AMERICAN INDIAN OR ALASKAN NATIVE	ASIAN PACIFIC ISLANDER	ASIAN PACIFIC ISLANDER	ASIAN PACIFIC ISLANDER	BLACK NOT OF HISPANIC ORIGIN	BLACK NOT OF HISPANIC ORIGIN	BLACK NOT OF HISPANIC ORIGIN	WHITE NOT OF HISPANIC ORIGIN	WHITE NOT OF HISPANIC ORIGIN	WHITE NOT OF HISPANIC ORIGIN	HISPANIC	HISPANIC	HISPANIC	TOTALS	TOTALS	TOTALS
	PUPIL COUNT	DROPOUTS	DROPOUT RATE	PUPIL COUNT	DROPOUTS	DROPOUT RATE	PUPIL COUNT	DROPOUTS	DROPOUT RATE	PUPIL COUNT	DROPOUTS	DROPOUT RATE	PUPIL COUNT	DROPOUTS	DROPOUT RATE	PUPIL COUNT	DROPOUTS	DROPOUT RATE
DISTRICT TOTAL MALE	4	0	0	0	0	0	1	1	100	18	1	5.6	6	1	16.7	29	3	10.3
DISTRICT TOTAL FEMALE	0	0	0	1	0	0	0	0	0	22	3	13.6	8	2	25	31	5	16.1
DISTRICT TOTAL	4	0	0	1	0	0	1	1	100	40	4	10	14	3	21.4	60	8	13.3
COUNTY	05	BACA																
DISTRICT:	0230	WALSH RE-1																
DISTRICT TOTALS (INCLUDING ALTERNATIVE SCHOOLS)																		
7TH GRADE MALE	0	0	0	0	0	0	0	0	0	5	0	0	2	0	0	7	0	0
7TH GRADE FEMALE	0	0	0	0	0	0	0	0	0	4	0	0	0	0	0	4	0	0
7TH GRADE TOTAL	0	0	0	0	0	0	0	0	0	9	0	0	2	0	0	11	0	0
8TH GRADE MALE	0	0	0	0	0	0	0	0	0	5	0	0	1	0	0	6	0	0
8TH GRADE FEMALE	0	0	0	0	0	0	0	0	0	5	0	0	0	0	0	5	0	0
8TH GRADE TOTAL	0	0	0	0	0	0	0	0	0	10	0	0	1	0	0	11	0	0
9TH GRADE MALE	0	0	0	1	0	0	0	0	0	5	0	0	2	0	0	8	0	0
9TH GRADE FEMALE	0	0	0	0	0	0	0	0	0	4	0	0	1	0	0	5	0	0
9TH GRADE TOTAL	0	0	0	1	0	0	0	0	0	9	0	0	3	0	0	13	0	0
10TH GRADE MALE	0	0	0	0	0	0	0	0	0	1	0	0	2	0	0	3	0	0
10TH GRADE FEMALE	0	0	0	0	0	0	0	0	0	3	0	0	2	0	0	5	0	0
10TH GRADE TOTAL	0	0	0	0	0	0	0	0	0	4	0	0	4	0	0	8	0	0
11TH GRADE MALE	0	0	0	0	0	0	0	0	0	7	0	0	0	0	0	7	0	0
11TH GRADE FEMALE	0	0	0	0	0	0	0	0	0	7	0	0	1	0	0	8	0	0
11TH GRADE TOTAL	0	0	0	0	0	0	0	0	0	14	0	0	1	0	0	15	0	0
12TH GRADE MALE	0	0	0	0	0	0	0	0	0	4	0	0	1	0	0	5	0	0
12TH GRADE FEMALE	0	0	0	0	0	0	0	0	0	17	0	0	2	0	0	19	0	0
12TH GRADE TOTAL	0	0	0	0	0	0	0	0	0	21	0	0	3	0	0	24	0	0
DISTRICT TOTAL MALE	0	0	0	1	0	0	0	0	0	27	0	0	8	0	0	36	0	0
DISTRICT TOTAL FEMALE	0	0	0	0	0	0	0	0	0	40	0	0	6	0	0	46	0	0
DISTRICT TOTAL	0	0	0	1	0	0	0	0	0	67	0	0	14	0	0	82	0	0
DISTRICT TOTALS (EXCLUDING ALTERNATIVE SCHOOLS)																		
7TH GRADE MALE	0	0	0	0	0	0	0	0	0	5	0	0	2	0	0	7	0	0
7TH GRADE FEMALE	0	0	0	0	0	0	0	0	0	4	0	0	0	0	0	4	0	0
7TH GRADE TOTAL	0	0	0	0	0	0	0	0	0	9	0	0	2	0	0	11	0	0
8TH GRADE MALE	0	0	0	0	0	0	0	0	0	5	0	0	1	0	0	6	0	0
8TH GRADE FEMALE	0	0	0	0	0	0	0	0	0	5	0	0	0	0	0	5	0	0
8TH GRADE TOTAL	0	0	0	0	0	0	0	0	0	10	0	0	1	0	0	11	0	0
9TH GRADE MALE	0	0	0	1	0	0	0	0	0	5	0	0	2	0	0	8	0	0
9TH GRADE FEMALE	0	0	0	0	0	0	0	0	0	4	0	0	1	0	0	5	0	0
9TH GRADE TOTAL	0	0	0	1	0	0	0	0	0	9	0	0	3	0	0	13	0	0
10TH GRADE MALE	0	0	0	0	0	0	0	0	0	1	0	0	2	0	0	3	0	0
10TH GRADE FEMALE	0	0	0	0	0	0	0	0	0	3	0	0	2	0	0	5	0	0
10TH GRADE TOTAL	0	0	0	0	0	0	0	0	0	4	0	0	4	0	0	8	0	0
11TH GRADE MALE	0	0	0	0	0	0	0	0	0	7	0	0	0	0	0	7	0	0
11TH GRADE FEMALE	0	0	0	0	0	0	0	0	0	7	0	0	1	0	0	8	0	0
11TH GRADE TOTAL	0	0	0	0	0	0	0	0	0	14	0	0	1	0	0	15	0	0
12TH GRADE MALE	0	0	0	0	0	0	0	0	0	4	0	0	1	0	0	5	0	0
12TH GRADE FEMALE	0	0	0	0	0	0	0	0	0	17	0	0	2	0	0	19	0	0
12TH GRADE TOTAL	0	0	0	0	0	0	0	0	0	21	0	0	3	0	0	24	0	0
DISTRICT TOTAL MALE	0	0	0	1	0	0	0	0	0	27	0	0	8	0	0	36	0	0
DISTRICT TOTAL FEMALE	0	0	0	0	0	0	0	0	0	40	0	0	6	0	0	46	0	0
DISTRICT TOTAL	0	0	0	1	0	0	0	0	0	67	0	0	14	0	0	82	0	0
DISTRICT TOTALS (ALTERNATIVE SCHOOLS ONLY)																		
DISTRICT TOTAL MALE	0	0	0	0	0	0	0	0	0	0	0	0	0	0	0	0	0	0
DISTRICT TOTAL FEMALE	0	0	0	0	0	0	0	0	0	0	0	0	0	0	0	0	0	0
DISTRICT TOTAL	0	0	0	0	0	0	0	0	0	0	0	0	0	0	0	0	0	0



8/17/2006 COLORADO DEPARTMENT OF EDUCATION
2004-2005 STATE DROPOUT COUNTS BY DISTRICT

DISTRICT:	AMERICAN INDIAN OR ALASKAN NATIVE	AMERICAN INDIAN OR ALASKAN NATIVE	AMERICAN INDIAN OR ALASKAN NATIVE	ASIAN PACIFIC ISLANDER	ASIAN PACIFIC ISLANDER	ASIAN PACIFIC ISLANDER	BLACK NOT OF HISPANIC ORIGIN	BLACK NOT OF HISPANIC ORIGIN	BLACK NOT OF HISPANIC ORIGIN	WHITE NOT OF HISPANIC ORIGIN	WHITE NOT OF HISPANIC ORIGIN	WHITE NOT OF HISPANIC ORIGIN	HISPANIC PUPIL COUNT	HISPANIC DROPOUTS	HISPANIC DROPOUT RATE	TOTALS PUPIL COUNT	TOTALS DROPOUTS	TOTALS DROPOUT RATE
	PUPIL COUNT	DROPOUTS	DROPOUT RATE	PUPIL COUNT	DROPOUTS	DROPOUT RATE	PUPIL COUNT	DROPOUTS	DROPOUT RATE	PUPIL COUNT	DROPOUTS	DROPOUT RATE	PUPIL COUNT	DROPOUTS	DROPOUT RATE	PUPIL COUNT	DROPOUTS	DROPOUT RATE
DISTRICT: 0240 PRITCHETT RE-3																		
DISTRICT TOTALS (INCLUDING ALTERNATIVE SCHOOLS)																		
7TH GRADE MALE	0	0	0	0	0	0	0	0	0	2	0	0	0	0	0	2	0	0
7TH GRADE FEMALE	0	0	0	0	0	0	0	0	0	5	0	0	0	0	0	5	0	0
7TH GRADE TOTAL	0	0	0	0	0	0	0	0	0	7	0	0	0	0	0	7	0	0
8TH GRADE MALE	0	0	0	0	0	0	0	0	0	5	0	0	0	0	0	5	0	0
8TH GRADE FEMALE	0	0	0	0	0	0	0	0	0	0	0	0	0	0	0	0	0	0
8TH GRADE TOTAL	0	0	0	0	0	0	0	0	0	5	0	0	0	0	0	5	0	0
9TH GRADE MALE	0	0	0	0	0	0	0	0	0	3	0	0	0	0	0	3	0	0
9TH GRADE FEMALE	0	0	0	0	0	0	0	0	0	0	0	0	0	0	0	0	0	0
9TH GRADE TOTAL	0	0	0	0	0	0	0	0	0	3	0	0	0	0	0	3	0	0
10TH GRADE MALE	0	0	0	0	0	0	0	0	0	3	0	0	0	0	0	3	0	0
10TH GRADE FEMALE	0	0	0	0	0	0	0	0	0	4	0	0	0	0	0	4	0	0
10TH GRADE TOTAL	0	0	0	0	0	0	0	0	0	7	0	0	0	0	0	7	0	0
11TH GRADE MALE	0	0	0	0	0	0	0	0	0	5	0	0	0	0	0	5	0	0
11TH GRADE FEMALE	0	0	0	0	0	0	0	0	0	3	0	0	0	0	0	3	0	0
11TH GRADE TOTAL	0	0	0	0	0	0	0	0	0	8	0	0	0	0	0	8	0	0
12TH GRADE MALE	0	0	0	1	0	0	0	0	0	2	0	0	0	0	0	3	0	0
12TH GRADE FEMALE	0	0	0	0	0	0	0	0	0	2	0	0	0	0	0	2	0	0
12TH GRADE TOTAL	0	0	0	1	0	0	0	0	0	4	0	0	0	0	0	5	0	0
DISTRICT TOTAL MALE	0	0	0	1	0	0	0	0	0	20	0	0	0	0	0	21	0	0
DISTRICT TOTAL FEMALE	0	0	0	0	0	0	0	0	0	14	0	0	0	0	0	14	0	0
DISTRICT TOTAL	0	0	0	1	0	0	0	0	0	34	0	0	0	0	0	35	0	0
DISTRICT TOTALS (EXCLUDING ALTERNATIVE SCHOOLS)																		
7TH GRADE MALE	0	0	0	0	0	0	0	0	0	2	0	0	0	0	0	2	0	0
7TH GRADE FEMALE	0	0	0	0	0	0	0	0	0	5	0	0	0	0	0	5	0	0
7TH GRADE TOTAL	0	0	0	0	0	0	0	0	0	7	0	0	0	0	0	7	0	0
8TH GRADE MALE	0	0	0	0	0	0	0	0	0	5	0	0	0	0	0	5	0	0
8TH GRADE FEMALE	0	0	0	0	0	0	0	0	0	0	0	0	0	0	0	0	0	0
8TH GRADE TOTAL	0	0	0	0	0	0	0	0	0	5	0	0	0	0	0	5	0	0
9TH GRADE MALE	0	0	0	0	0	0	0	0	0	3	0	0	0	0	0	3	0	0
9TH GRADE FEMALE	0	0	0	0	0	0	0	0	0	0	0	0	0	0	0	0	0	0
9TH GRADE TOTAL	0	0	0	0	0	0	0	0	0	3	0	0	0	0	0	3	0	0
10TH GRADE MALE	0	0	0	0	0	0	0	0	0	3	0	0	0	0	0	3	0	0
10TH GRADE FEMALE	0	0	0	0	0	0	0	0	0	4	0	0	0	0	0	4	0	0
10TH GRADE TOTAL	0	0	0	0	0	0	0	0	0	7	0	0	0	0	0	7	0	0
11TH GRADE MALE	0	0	0	0	0	0	0	0	0	5	0	0	0	0	0	5	0	0
11TH GRADE FEMALE	0	0	0	0	0	0	0	0	0	3	0	0	0	0	0	3	0	0
11TH GRADE TOTAL	0	0	0	0	0	0	0	0	0	8	0	0	0	0	0	8	0	0
12TH GRADE MALE	0	0	0	1	0	0	0	0	0	2	0	0	0	0	0	3	0	0
12TH GRADE FEMALE	0	0	0	0	0	0	0	0	0	2	0	0	0	0	0	2	0	0
12TH GRADE TOTAL	0	0	0	1	0	0	0	0	0	4	0	0	0	0	0	5	0	0
DISTRICT TOTAL MALE	0	0	0	1	0	0	0	0	0	20	0	0	0	0	0	21	0	0
DISTRICT TOTAL FEMALE	0	0	0	0	0	0	0	0	0	14	0	0	0	0	0	14	0	0
DISTRICT TOTAL	0	0	0	1	0	0	0	0	0	34	0	0	0	0	0	35	0	0
DISTRICT TOTALS (ALTERNATIVE SCHOOLS ONLY)																		
DISTRICT TOTAL MALE	0	0	0	0	0	0	0	0	0	0	0	0	0	0	0	0	0	0
DISTRICT TOTAL FEMALE	0	0	0	0	0	0	0	0	0	0	0	0	0	0	0	0	0	0
DISTRICT TOTAL	0	0	0	0	0	0	0	0	0	0	0	0	0	0	0	0	0	0
DISTRICT: 0250 SPRINGFIELD RE-4																		
DISTRICT TOTALS (INCLUDING ALTERNATIVE SCHOOLS)																		
7TH GRADE MALE	0	0	0	0	0	0	0	0	0	16	0	0	4	0	0	20	0	0
7TH GRADE FEMALE	1	0	0	0	0	0	0	0	0	7	0	0	1	0	0	9	0	0



8/17/2006 COLORADO DEPARTMENT OF EDUCATION
2004-2005 STATE DROPOUT COUNTS BY DISTRICT


	AMERICAN INDIAN OR ALASKAN NATIVE	AMERICAN INDIAN OR ALASKAN NATIVE	AMERICAN INDIAN OR ALASKAN NATIVE	ASIAN PACIFIC ISLANDER	ASIAN PACIFIC ISLANDER	ASIAN PACIFIC ISLANDER	BLACK NOT OF HISPANIC ORIGIN	BLACK NOT OF HISPANIC ORIGIN	BLACK NOT OF HISPANIC ORIGIN	WHITE NOT OF HISPANIC ORIGIN	WHITE NOT OF HISPANIC ORIGIN	WHITE NOT OF HISPANIC ORIGIN	HISPANIC	HISPANIC	HISPANIC	TOTALS	TOTALS	TOTALS	
	PUPIL COUNT	DROPOUTS	DROPOUT RATE	PUPIL COUNT	DROPOUTS	DROPOUT RATE	PUPIL COUNT	DROPOUTS	DROPOUT RATE	PUPIL COUNT	DROPOUTS	DROPOUT RATE	PUPIL COUNT	DROPOUTS	DROPOUT RATE	PUPIL COUNT	DROPOUTS	DROPOUT RATE	
7TH GRADE TOTAL	1	0	0	0	0	0	0	0	0	23	0	0	5	0	0	29	0	0	
8TH GRADE MALE	1	0	0	0	0	0	1	0	0	14	0	0	3	0	0	19	0	0	
8TH GRADE FEMALE	0	0	0	0	0	0	0	0	0	10	0	0	2	0	0	12	0	0	
8TH GRADE TOTAL	1	0	0	0	0	0	1	0	0	24	0	0	5	0	0	31	0	0	
9TH GRADE MALE	1	0	0	0	0	0	1	0	0	12	0	0	2	0	0	16	0	0	
9TH GRADE FEMALE	0	0	0	0	0	0	1	0	0	11	0	0	0	0	0	12	0	0	
9TH GRADE TOTAL	1	0	0	0	0	0	2	0	0	23	0	0	2	0	0	28	0	0	
10TH GRADE MALE	0	0	0	0	0	0	0	0	0	11	0	0	2	0	0	13	0	0	
10TH GRADE FEMALE	0	0	0	0	0	0	0	0	0	7	0	0	1	0	0	8	0	0	
10TH GRADE TOTAL	0	0	0	0	0	0	0	0	0	18	0	0	3	0	0	21	0	0	
11TH GRADE MALE	1	0	0	0	0	0	1	0	0	12	0	0	3	0	0	17	0	0	
11TH GRADE FEMALE	0	0	0	0	0	0	0	0	0	11	0	0	3	0	0	14	0	0	
11TH GRADE TOTAL	1	0	0	0	0	0	1	0	0	23	0	0	6	0	0	31	0	0	
12TH GRADE MALE	1	0	0	0	0	0	0	0	0	9	1	11.1	1	0	0	11	1	9.1	
12TH GRADE FEMALE	0	0	0	0	0	0	0	0	0	7	0	0	2	0	0	9	0	0	
12TH GRADE TOTAL	1	0	0	0	0	0	0	0	0	16	1	6.3	3	0	0	20	1	5	
DISTRICT TOTAL MALE	4	0	0	0	0	0	3	0	0	74	1	1.4	15	0	0	96	1	1	
DISTRICT TOTAL FEMALE	1	0	0	0	0	0	1	0	0	53	0	0	9	0	0	64	0	0	
DISTRICT TOTAL	5	0	0	0	0	0	4	0	0	127	1	0.8	24	0	0	160	1	0.6	
DISTRICT TOTALS (EXCLUDING ALTERNATIVE SCHOOLS)																			
7TH GRADE MALE	0	0	0	0	0	0	0	0	0	16	0	0	4	0	0	20	0	0	
7TH GRADE FEMALE	1	0	0	0	0	0	0	0	0	7	0	0	1	0	0	9	0	0	
7TH GRADE TOTAL	1	0	0	0	0	0	0	0	0	23	0	0	5	0	0	29	0	0	
8TH GRADE MALE	1	0	0	0	0	0	1	0	0	14	0	0	3	0	0	19	0	0	
8TH GRADE FEMALE	0	0	0	0	0	0	0	0	0	10	0	0	2	0	0	12	0	0	
8TH GRADE TOTAL	1	0	0	0	0	0	1	0	0	24	0	0	5	0	0	31	0	0	
9TH GRADE MALE	1	0	0	0	0	0	1	0	0	12	0	0	2	0	0	16	0	0	
9TH GRADE FEMALE	0	0	0	0	0	0	1	0	0	11	0	0	0	0	0	12	0	0	
9TH GRADE TOTAL	1	0	0	0	0	0	2	0	0	23	0	0	2	0	0	28	0	0	
10TH GRADE MALE	0	0	0	0	0	0	0	0	0	11	0	0	2	0	0	13	0	0	
10TH GRADE FEMALE	0	0	0	0	0	0	0	0	0	7	0	0	1	0	0	8	0	0	
10TH GRADE TOTAL	0	0	0	0	0	0	0	0	0	18	0	0	3	0	0	21	0	0	
11TH GRADE MALE	1	0	0	0	0	0	1	0	0	12	0	0	3	0	0	17	0	0	
11TH GRADE FEMALE	0	0	0	0	0	0	0	0	0	11	0	0	3	0	0	14	0	0	
11TH GRADE TOTAL	1	0	0	0	0	0	1	0	0	23	0	0	6	0	0	31	0	0	
12TH GRADE MALE	1	0	0	0	0	0	0	0	0	9	1	11.1	1	0	0	11	1	9.1	
12TH GRADE FEMALE	0	0	0	0	0	0	0	0	0	7	0	0	2	0	0	9	0	0	
12TH GRADE TOTAL	1	0	0	0	0	0	0	0	0	16	1	6.3	3	0	0	20	1	5	
DISTRICT TOTAL MALE	4	0	0	0	0	0	3	0	0	74	1	1.4	15	0	0	96	1	1	
DISTRICT TOTAL FEMALE	1	0	0	0	0	0	1	0	0	53	0	0	9	0	0	64	0	0	
DISTRICT TOTAL	5	0	0	0	0	0	4	0	0	127	1	0.8	24	0	0	160	1	0.6	
DISTRICT TOTALS (ALTERNATIVE SCHOOLS ONLY)																			
DISTRICT TOTAL MALE	0	0	0	0	0	0	0	0	0	0	0	0	0	0	0	0	0	0	
DISTRICT TOTAL FEMALE	0	0	0	0	0	0	0	0	0	0	0	0	0	0	0	0	0	0	
DISTRICT TOTAL	0	0	0	0	0	0	0	0	0	0	0	0	0	0	0	0	0	0	
DISTRICT:	0260	VILAS RE-5																	
DISTRICT TOTALS (INCLUDING ALTERNATIVE SCHOOLS)																			
7TH GRADE MALE	2	0	0	0	0	0	0	0	0	8	1	12.5	2	0	0	12	1	8.3	
7TH GRADE FEMALE	0	0	0	0	0	0	0	0	0	10	1	10	9	1	11.1	19	2	10.5	
7TH GRADE TOTAL	2	0	0	0	0	0	0	0	0	18	2	11.1	11	1	9.1	31	3	9.7	
8TH GRADE MALE	0	0	0	0	0	0	2	0	0	11	1	9.1	13	1	7.7	26	2	7.7	
8TH GRADE FEMALE	1	0	0	0	0	0	1	0	0	26	0	0	9	1	11.1	37	1	2.7	
8TH GRADE TOTAL	1	0	0	0	0	0	3	0	0	37	1	2.7	22	2	9.1	63	3	4.8	

8/17/2006 COLORADO DEPARTMENT OF EDUCATION
2004-2005 STATE DROPOUT COUNTS BY DISTRICT

	AMERICAN INDIAN OR ALASKAN NATIVE	AMERICAN INDIAN OR ALASKAN NATIVE	AMERICAN INDIAN OR ALASKAN NATIVE	ASIAN PACIFIC ISLANDER	ASIAN PACIFIC ISLANDER	ASIAN PACIFIC ISLANDER	BLACK NOT OF HISPANIC ORIGIN	BLACK NOT OF HISPANIC ORIGIN	BLACK NOT OF HISPANIC ORIGIN	WHITE NOT OF HISPANIC ORIGIN	WHITE NOT OF HISPANIC ORIGIN	WHITE NOT OF HISPANIC ORIGIN	HISPANIC	HISPANIC	HISPANIC	TOTALS	TOTALS	TOTALS	
	PUPIL COUNT	DROPOUTS	DROPOUT RATE	PUPIL COUNT	DROPOUTS	DROPOUT RATE	PUPIL COUNT	DROPOUTS	DROPOUT RATE	PUPIL COUNT	DROPOUTS	DROPOUT RATE	PUPIL COUNT	DROPOUTS	DROPOUT RATE	PUPIL COUNT	DROPOUTS	DROPOUT RATE	
9TH GRADE MALE	1	1	100	1	0	0	2	0	0	36	7	19.4	20	5	25	60	13	21.7	
9TH GRADE FEMALE	0	0	0	0	0	0	2	0	0	42	10	23.8	22	11	50	66	21	31.8	
9TH GRADE TOTAL	1	1	100	1	0	0	4	0	0	78	17	21.8	42	16	38.1	126	34	27	
10TH GRADE MALE	4	2	50	0	0	0	1	1	100	51	22	43.1	12	5	41.7	68	30	44.1	
10TH GRADE FEMALE	0	0	0	0	0	0	4	1	25	36	11	30.6	23	12	52.2	63	24	38.1	
10TH GRADE TOTAL	4	2	50	0	0	0	5	2	40	87	33	37.9	35	17	48.6	131	54	41.2	
11TH GRADE MALE	1	0	0	0	0	0	1	0	0	24	6	25	10	2	20	36	8	22.2	
11TH GRADE FEMALE	2	0	0	0	0	0	0	0	0	40	15	37.5	16	8	50	58	23	39.7	
11TH GRADE TOTAL	3	0	0	0	0	0	1	0	0	64	21	32.8	26	10	38.5	94	31	33	
12TH GRADE MALE	0	0	0	0	0	0	0	0	0	24	5	20.8	6	3	50	30	8	26.7	
12TH GRADE FEMALE	0	0	0	1	0	0	0	0	0	26	5	19.2	11	1	9.1	38	6	15.8	
12TH GRADE TOTAL	0	0	0	1	0	0	0	0	0	50	10	20	17	4	23.5	68	14	20.6	
DISTRICT TOTAL MALE	8	3	37.5	1	0	0	6	1	16.7	154	42	27.3	63	16	25.4	232	62	26.7	
DISTRICT TOTAL FEMALE	3	0	0	1	0	0	7	1	14.3	180	42	23.3	90	34	37.8	281	77	27.4	
DISTRICT TOTAL	11	3	27.3	2	0	0	13	2	15.4	334	84	25.1	153	50	32.7	513	139	27.1	
DISTRICT TOTALS (EXCLUDING ALTERNATIVE SCHOOLS)																			
7TH GRADE MALE	2	0	0	0	0	0	0	0	0	8	1	12.5	2	0	0	12	1	8.3	
7TH GRADE FEMALE	0	0	0	0	0	0	0	0	0	10	1	10	9	1	11.1	19	2	10.5	
7TH GRADE TOTAL	2	0	0	0	0	0	0	0	0	18	2	11.1	11	1	9.1	31	3	9.7	
8TH GRADE MALE	0	0	0	0	0	0	2	0	0	11	1	9.1	13	1	7.7	26	2	7.7	
8TH GRADE FEMALE	1	0	0	0	0	0	1	0	0	26	0	0	9	1	11.1	37	1	2.7	
8TH GRADE TOTAL	1	0	0	0	0	0	3	0	0	37	1	2.7	22	2	9.1	63	3	4.8	
9TH GRADE MALE	1	1	100	1	0	0	2	0	0	36	7	19.4	20	5	25	60	13	21.7	
9TH GRADE FEMALE	0	0	0	0	0	0	2	0	0	42	10	23.8	22	11	50	66	21	31.8	
9TH GRADE TOTAL	1	1	100	1	0	0	4	0	0	78	17	21.8	42	16	38.1	126	34	27	
10TH GRADE MALE	4	2	50	0	0	0	1	1	100	51	22	43.1	12	5	41.7	68	30	44.1	
10TH GRADE FEMALE	0	0	0	0	0	0	4	1	25	36	11	30.6	23	12	52.2	63	24	38.1	
10TH GRADE TOTAL	4	2	50	0	0	0	5	2	40	87	33	37.9	35	17	48.6	131	54	41.2	
11TH GRADE MALE	1	0	0	0	0	0	1	0	0	24	6	25	10	2	20	36	8	22.2	
11TH GRADE FEMALE	2	0	0	0	0	0	0	0	0	40	15	37.5	16	8	50	58	23	39.7	
11TH GRADE TOTAL	3	0	0	0	0	0	1	0	0	64	21	32.8	26	10	38.5	94	31	33	
12TH GRADE MALE	0	0	0	0	0	0	0	0	0	24	5	20.8	6	3	50	30	8	26.7	
12TH GRADE FEMALE	0	0	0	1	0	0	0	0	0	26	5	19.2	11	1	9.1	38	6	15.8	
12TH GRADE TOTAL	0	0	0	1	0	0	0	0	0	50	10	20	17	4	23.5	68	14	20.6	
DISTRICT TOTAL MALE	8	3	37.5	1	0	0	6	1	16.7	154	42	27.3	63	16	25.4	232	62	26.7	
DISTRICT TOTAL FEMALE	3	0	0	1	0	0	7	1	14.3	180	42	23.3	90	34	37.8	281	77	27.4	
DISTRICT TOTAL	11	3	27.3	2	0	0	13	2	15.4	334	84	25.1	153	50	32.7	513	139	27.1	
DISTRICT TOTALS (ALTERNATIVE SCHOOLS ONLY)																			
DISTRICT TOTAL MALE	0	0	0	0	0	0	0	0	0	0	0	0	0	0	0	0	0	0	
DISTRICT TOTAL FEMALE	0	0	0	0	0	0	0	0	0	0	0	0	0	0	0	0	0	0	
DISTRICT TOTAL	0	0	0	0	0	0	0	0	0	0	0	0	0	0	0	0	0	0	
DISTRICT: 0270 CAMPO RE-6																			
DISTRICT TOTALS (INCLUDING ALTERNATIVE SCHOOLS)																			
7TH GRADE MALE	0	0	0	0	0	0	0	0	0	2	0	0	0	0	0	2	0	0	
7TH GRADE FEMALE	0	0	0	0	0	0	0	0	0	2	0	0	2	0	0	4	0	0	
7TH GRADE TOTAL	0	0	0	0	0	0	0	0	0	4	0	0	2	0	0	6	0	0	
8TH GRADE MALE	0	0	0	0	0	0	0	0	0	3	0	0	0	0	0	3	0	0	
8TH GRADE FEMALE	0	0	0	0	0	0	0	0	0	3	0	0	1	0	0	4	0	0	
8TH GRADE TOTAL	0	0	0	0	0	0	0	0	0	6	0	0	1	0	0	7	0	0	
9TH GRADE MALE	0	0	0	0	0	0	0	0	0	4	0	0	1	0	0	5	0	0	
9TH GRADE FEMALE	0	0	0	0	0	0	0	0	0	1	0	0	0	0	0	1	0	0	
9TH GRADE TOTAL	0	0	0	0	0	0	0	0	0	5	0	0	1	0	0	6	0	0	
10TH GRADE MALE	0	0	0	0	0	0	0	0	0	4	0	0	1	0	0	5	0	0	

8/17/2006 COLORADO DEPARTMENT OF EDUCATION
2004-2005 STATE DROPOUT COUNTS BY DISTRICT

	AMERICAN INDIAN OR ALASKAN NATIVE	AMERICAN INDIAN OR ALASKAN NATIVE	AMERICAN INDIAN OR ALASKAN NATIVE	ASIAN PACIFIC ISLANDER	ASIAN PACIFIC ISLANDER	ASIAN PACIFIC ISLANDER	BLACK NOT OF HISPANIC ORIGIN	BLACK NOT OF HISPANIC ORIGIN	BLACK NOT OF HISPANIC ORIGIN	WHITE NOT OF HISPANIC ORIGIN	WHITE NOT OF HISPANIC ORIGIN	WHITE NOT OF HISPANIC ORIGIN	HISPANIC	HISPANIC	HISPANIC	TOTALS	TOTALS	TOTALS
	PUPIL COUNT	DROPOUTS	DROPOUT RATE	PUPIL COUNT	DROPOUTS	DROPOUT RATE	PUPIL COUNT	DROPOUTS	DROPOUT RATE	PUPIL COUNT	DROPOUTS	DROPOUT RATE	PUPIL COUNT	DROPOUTS	DROPOUT RATE	PUPIL COUNT	DROPOUTS	DROPOUT RATE
10TH GRADE FEMALE	0	0	0	0	0	0	0	0	0	2	0	0	0	0	0	2	0	0
10TH GRADE TOTAL	0	0	0	0	0	0	0	0	0	6	0	0	1	0	0	7	0	0
11TH GRADE MALE	0	0	0	0	0	0	0	0	0	3	1	33.3	2	0	0	5	1	20
11TH GRADE FEMALE	0	0	0	1	0	0	0	0	0	5	0	0	1	0	0	7	0	0
11TH GRADE TOTAL	0	0	0	1	0	0	0	0	0	8	1	12.5	3	0	0	12	1	8.3
12TH GRADE MALE	0	0	0	2	0	0	0	0	0	4	0	0	0	0	0	6	0	0
12TH GRADE FEMALE	0	0	0	0	0	0	0	0	0	8	0	0	0	0	0	8	0	0
12TH GRADE TOTAL	0	0	0	2	0	0	0	0	0	12	0	0	0	0	0	14	0	0
DISTRICT TOTAL MALE	0	0	0	2	0	0	0	0	0	20	1	5	4	0	0	26	1	3.8
DISTRICT TOTAL FEMALE	0	0	0	1	0	0	0	0	0	21	0	0	4	0	0	26	0	0
DISTRICT TOTAL	0	0	0	3	0	0	0	0	0	41	1	2.4	8	0	0	52	1	1.9
DISTRICT TOTALS (EXCLUDING ALTERNATIVE SCHOOLS)																		
7TH GRADE MALE	0	0	0	0	0	0	0	0	0	2	0	0	0	0	0	2	0	0
7TH GRADE FEMALE	0	0	0	0	0	0	0	0	0	2	0	0	2	0	0	4	0	0
7TH GRADE TOTAL	0	0	0	0	0	0	0	0	0	4	0	0	2	0	0	6	0	0
8TH GRADE MALE	0	0	0	0	0	0	0	0	0	3	0	0	0	0	0	3	0	0
8TH GRADE FEMALE	0	0	0	0	0	0	0	0	0	3	0	0	1	0	0	4	0	0
8TH GRADE TOTAL	0	0	0	0	0	0	0	0	0	6	0	0	1	0	0	7	0	0
9TH GRADE MALE	0	0	0	0	0	0	0	0	0	4	0	0	1	0	0	5	0	0
9TH GRADE FEMALE	0	0	0	0	0	0	0	0	0	1	0	0	0	0	0	1	0	0
9TH GRADE TOTAL	0	0	0	0	0	0	0	0	0	5	0	0	1	0	0	6	0	0
10TH GRADE MALE	0	0	0	0	0	0	0	0	0	4	0	0	1	0	0	5	0	0
10TH GRADE FEMALE	0	0	0	0	0	0	0	0	0	2	0	0	0	0	0	2	0	0
10TH GRADE TOTAL	0	0	0	0	0	0	0	0	0	6	0	0	1	0	0	7	0	0
11TH GRADE MALE	0	0	0	0	0	0	0	0	0	3	1	33.3	2	0	0	5	1	20
11TH GRADE FEMALE	0	0	0	1	0	0	0	0	0	5	0	0	1	0	0	7	0	0
11TH GRADE TOTAL	0	0	0	1	0	0	0	0	0	8	1	12.5	3	0	0	12	1	8.3
12TH GRADE MALE	0	0	0	2	0	0	0	0	0	4	0	0	0	0	0	6	0	0
12TH GRADE FEMALE	0	0	0	0	0	0	0	0	0	8	0	0	0	0	0	8	0	0
12TH GRADE TOTAL	0	0	0	2	0	0	0	0	0	12	0	0	0	0	0	14	0	0
DISTRICT TOTAL MALE	0	0	0	2	0	0	0	0	0	20	1	5	4	0	0	26	1	3.8
DISTRICT TOTAL FEMALE	0	0	0	1	0	0	0	0	0	21	0	0	4	0	0	26	0	0
DISTRICT TOTAL	0	0	0	3	0	0	0	0	0	41	1	2.4	8	0	0	52	1	1.9
DISTRICT TOTALS (ALTERNATIVE SCHOOLS ONLY)																		
DISTRICT TOTAL MALE	0	0	0	0	0	0	0	0	0	0	0	0	0	0	0	0	0	0
DISTRICT TOTAL FEMALE	0	0	0	0	0	0	0	0	0	0	0	0	0	0	0	0	0	0
DISTRICT TOTAL	0	0	0	0	0	0	0	0	0	0	0	0	0	0	0	0	0	0
COUNTY	06	BENT																
DISTRICT:	0290	LAS ANIMAS RE-1																
DISTRICT TOTALS (INCLUDING ALTERNATIVE SCHOOLS)																		
7TH GRADE MALE	0	0	0	0	0	0	0	0	0	13	0	0	11	0	0	24	0	0
7TH GRADE FEMALE	0	0	0	0	0	0	0	0	0	14	1	7.1	5	0	0	19	1	5.3
7TH GRADE TOTAL	0	0	0	0	0	0	0	0	0	27	1	3.7	16	0	0	43	1	2.3
8TH GRADE MALE	0	0	0	0	0	0	0	0	0	14	0	0	5	1	20	19	1	5.3
8TH GRADE FEMALE	0	0	0	0	0	0	0	0	0	11	0	0	8	0	0	19	0	0
8TH GRADE TOTAL	0	0	0	0	0	0	0	0	0	25	0	0	13	1	7.7	38	1	2.6
9TH GRADE MALE	0	0	0	0	0	0	1	0	0	14	1	7.1	11	0	0	26	1	3.8
9TH GRADE FEMALE	1	0	0	1	0	0	0	0	0	18	0	0	11	1	9.1	31	1	3.2
9TH GRADE TOTAL	1	0	0	1	0	0	1	0	0	32	1	3.1	22	1	4.5	57	2	3.5
10TH GRADE MALE	0	0	0	0	0	0	0	0	0	17	0	0	9	0	0	26	0	0
10TH GRADE FEMALE	0	0	0	3	0	0	0	0	0	13	1	7.7	4	0	0	20	1	5
10TH GRADE TOTAL	0	0	0	3	0	0	0	0	0	30	1	3.3	13	0	0	46	1	2.2
11TH GRADE MALE	0	0	0	0	0	0	0	0	0	13	1	7.7	10	0	0	23	1	4.3



8/17/2006 COLORADO DEPARTMENT OF EDUCATION
2004-2005 STATE DROPOUT COUNTS BY DISTRICT

	AMERICAN INDIAN OR ALASKAN NATIVE	AMERICAN INDIAN OR ALASKAN NATIVE	AMERICAN INDIAN OR ALASKAN NATIVE	ASIAN PACIFIC ISLANDER	ASIAN PACIFIC ISLANDER	ASIAN PACIFIC ISLANDER	BLACK NOT OF HISPANIC ORIGIN	BLACK NOT OF HISPANIC ORIGIN	BLACK NOT OF HISPANIC ORIGIN	WHITE NOT OF HISPANIC ORIGIN	WHITE NOT OF HISPANIC ORIGIN	WHITE NOT OF HISPANIC ORIGIN	HISPANIC	HISPANIC	HISPANIC	TOTALS	TOTALS	TOTALS
	PUPIL COUNT	DROPOUTS	DROPOUT RATE	PUPIL COUNT	DROPOUTS	DROPOUT RATE	PUPIL COUNT	DROPOUTS	DROPOUT RATE	PUPIL COUNT	DROPOUTS	DROPOUT RATE	PUPIL COUNT	DROPOUTS	DROPOUT RATE	PUPIL COUNT	DROPOUTS	DROPOUT RATE
11TH GRADE FEMALE	0	0	0	0	0	0	0	0	0	15	1	6.7	9	2	22.2	24	3	12.5
11TH GRADE TOTAL	0	0	0	0	0	0	0	0	0	28	2	7.1	19	2	10.5	47	4	8.5
12TH GRADE MALE	0	0	0	0	0	0	0	0	0	15	0	0	16	1	6.3	31	1	3.2
12TH GRADE FEMALE	0	0	0	0	0	0	0	0	0	11	0	0	1	0	0	12	0	0
12TH GRADE TOTAL	0	0	0	0	0	0	0	0	0	26	0	0	17	1	5.9	43	1	2.3
DISTRICT TOTAL MALE	0	0	0	0	0	0	1	0	0	86	2	2.3	62	2	3.2	149	4	2.7
DISTRICT TOTAL FEMALE	1	0	0	4	0	0	0	0	0	82	3	3.7	38	3	7.9	125	6	4.8
DISTRICT TOTAL	1	0	0	4	0	0	1	0	0	168	5	3	100	5	5	274	10	3.6
DISTRICT TOTALS (EXCLUDING ALTERNATIVE SCHOOLS)																		
7TH GRADE MALE	0	0	0	0	0	0	0	0	0	13	0	0	11	0	0	24	0	0
7TH GRADE FEMALE	0	0	0	0	0	0	0	0	0	14	1	7.1	5	0	0	19	1	5.3
7TH GRADE TOTAL	0	0	0	0	0	0	0	0	0	27	1	3.7	16	0	0	43	1	2.3
8TH GRADE MALE	0	0	0	0	0	0	0	0	0	12	0	0	2	0	0	14	0	0
8TH GRADE FEMALE	0	0	0	0	0	0	0	0	0	11	0	0	8	0	0	19	0	0
8TH GRADE TOTAL	0	0	0	0	0	0	0	0	0	23	0	0	10	0	0	33	0	0
9TH GRADE MALE	0	0	0	0	0	0	1	0	0	13	0	0	10	0	0	24	0	0
9TH GRADE FEMALE	1	0	0	1	0	0	0	0	0	17	0	0	11	1	9.1	30	1	3.3
9TH GRADE TOTAL	1	0	0	1	0	0	1	0	0	30	0	0	21	1	4.8	54	1	1.9
10TH GRADE MALE	0	0	0	0	0	0	0	0	0	17	0	0	9	0	0	26	0	0
10TH GRADE FEMALE	0	0	0	3	0	0	0	0	0	10	0	0	4	0	0	17	0	0
10TH GRADE TOTAL	0	0	0	3	0	0	0	0	0	27	0	0	13	0	0	43	0	0
11TH GRADE MALE	0	0	0	0	0	0	0	0	0	12	0	0	6	0	0	18	0	0
11TH GRADE FEMALE	0	0	0	0	0	0	0	0	0	15	1	6.7	5	0	0	20	1	5
11TH GRADE TOTAL	0	0	0	0	0	0	0	0	0	27	1	3.7	11	0	0	38	1	2.6
12TH GRADE MALE	0	0	0	0	0	0	0	0	0	15	0	0	15	1	6.7	30	1	3.3
12TH GRADE FEMALE	0	0	0	0	0	0	0	0	0	11	0	0	1	0	0	12	0	0
12TH GRADE TOTAL	0	0	0	0	0	0	0	0	0	26	0	0	16	1	6.3	42	1	2.4
DISTRICT TOTAL MALE	0	0	0	0	0	0	1	0	0	82	0	0	53	1	1.9	136	1	0.7
DISTRICT TOTAL FEMALE	1	0	0	4	0	0	0	0	0	78	2	2.6	34	1	2.9	117	3	2.6
DISTRICT TOTAL	1	0	0	4	0	0	1	0	0	160	2	1.3	87	2	2.3	253	4	1.6
DISTRICT TOTALS (ALTERNATIVE SCHOOLS ONLY)																		
8TH GRADE MALE	0	0	0	0	0	0	0	0	0	2	0	0	3	1	33.3	5	1	20
8TH GRADE FEMALE	0	0	0	0	0	0	0	0	0	0	0	0	0	0	0	0	0	0
8TH GRADE TOTAL	0	0	0	0	0	0	0	0	0	2	0	0	3	1	33.3	5	1	20
9TH GRADE MALE	0	0	0	0	0	0	0	0	0	1	1	100	1	0	0	2	1	50
9TH GRADE FEMALE	0	0	0	0	0	0	0	0	0	1	0	0	0	0	0	1	0	0
9TH GRADE TOTAL	0	0	0	0	0	0	0	0	0	2	1	50	1	0	0	3	1	33.3
10TH GRADE MALE	0	0	0	0	0	0	0	0	0	0	0	0	0	0	0	0	0	0
10TH GRADE FEMALE	0	0	0	0	0	0	0	0	0	3	1	33.3	0	0	0	3	1	33.3
10TH GRADE TOTAL	0	0	0	0	0	0	0	0	0	3	1	33.3	0	0	0	3	1	33.3
11TH GRADE MALE	0	0	0	0	0	0	0	0	0	1	1	100	4	0	0	5	1	20
11TH GRADE FEMALE	0	0	0	0	0	0	0	0	0	0	0	0	4	2	50	4	2	50
11TH GRADE TOTAL	0	0	0	0	0	0	0	0	0	1	1	100	8	2	25	9	3	33.3
12TH GRADE MALE	0	0	0	0	0	0	0	0	0	0	0	0	1	0	0	1	0	0
12TH GRADE FEMALE	0	0	0	0	0	0	0	0	0	0	0	0	0	0	0	0	0	0
12TH GRADE TOTAL	0	0	0	0	0	0	0	0	0	0	0	0	1	0	0	1	0	0
DISTRICT TOTAL MALE	0	0	0	0	0	0	0	0	0	4	2	50	9	1	11.1	13	3	23.1
DISTRICT TOTAL FEMALE	0	0	0	0	0	0	0	0	0	4	1	25	4	2	50	8	3	37.5
DISTRICT TOTAL	0	0	0	0	0	0	0	0	0	8	3	37.5	13	3	23.1	21	6	28.6
DISTRICT: 0310 MC CLAVE RE-2																		
DISTRICT TOTALS (INCLUDING ALTERNATIVE SCHOOLS)																		
7TH GRADE MALE	0	0	0	0	0	0	0	0	0	3	0	0	0	0	0	3	0	0
7TH GRADE FEMALE	0	0	0	0	0	0	0	0	0	11	0	0	5	0	0	16	0	0

8/17/2006 COLORADO DEPARTMENT OF EDUCATION
2004-2005 STATE DROPOUT COUNTS BY DISTRICT

	AMERICAN INDIAN OR ALASKAN NATIVE	AMERICAN INDIAN OR ALASKAN NATIVE	AMERICAN INDIAN OR ALASKAN NATIVE	ASIAN PACIFIC ISLANDER	ASIAN PACIFIC ISLANDER	ASIAN PACIFIC ISLANDER	BLACK NOT OF HISPANIC ORIGIN	BLACK NOT OF HISPANIC ORIGIN	BLACK NOT OF HISPANIC ORIGIN	WHITE NOT OF HISPANIC ORIGIN	WHITE NOT OF HISPANIC ORIGIN	WHITE NOT OF HISPANIC ORIGIN	HISPANIC	HISPANIC	HISPANIC	TOTALS	TOTALS	TOTALS
	PUPIL COUNT	DROPOUTS	DROPOUT RATE	PUPIL COUNT	DROPOUTS	DROPOUT RATE	PUPIL COUNT	DROPOUTS	DROPOUT RATE	PUPIL COUNT	DROPOUTS	DROPOUT RATE	PUPIL COUNT	DROPOUTS	DROPOUT RATE	PUPIL COUNT	DROPOUTS	DROPOUT RATE
7TH GRADE TOTAL	0	0	0	0	0	0	0	0	0	14	0	0	5	0	0	19	0	0
8TH GRADE MALE	0	0	0	0	0	0	0	0	0	7	0	0	2	0	0	9	0	0
8TH GRADE FEMALE	0	0	0	0	0	0	0	0	0	8	0	0	0	0	0	8	0	0
8TH GRADE TOTAL	0	0	0	0	0	0	0	0	0	15	0	0	2	0	0	17	0	0
9TH GRADE MALE	0	0	0	0	0	0	0	0	0	8	1	12.5	1	0	0	9	1	11.1
9TH GRADE FEMALE	0	0	0	0	0	0	0	0	0	11	0	0	4	0	0	15	0	0
9TH GRADE TOTAL	0	0	0	0	0	0	0	0	0	19	1	5.3	5	0	0	24	1	4.2
10TH GRADE MALE	0	0	0	0	0	0	0	0	0	7	0	0	3	0	0	10	0	0
10TH GRADE FEMALE	0	0	0	0	0	0	0	0	0	5	0	0	5	0	0	10	0	0
10TH GRADE TOTAL	0	0	0	0	0	0	0	0	0	12	0	0	8	0	0	20	0	0
11TH GRADE MALE	0	0	0	0	0	0	0	0	0	9	1	11.1	4	0	0	13	1	7.7
11TH GRADE FEMALE	0	0	0	0	0	0	0	0	0	9	0	0	1	0	0	10	0	0
11TH GRADE TOTAL	0	0	0	0	0	0	0	0	0	18	1	5.6	5	0	0	23	1	4.3
12TH GRADE MALE	0	0	0	0	0	0	0	0	0	5	0	0	3	0	0	8	0	0
12TH GRADE FEMALE	0	0	0	0	0	0	0	0	0	10	0	0	8	0	0	18	0	0
12TH GRADE TOTAL	0	0	0	0	0	0	0	0	0	15	0	0	11	0	0	26	0	0
DISTRICT TOTAL MALE	0	0	0	0	0	0	0	0	0	39	2	5.1	13	0	0	52	2	3.8
DISTRICT TOTAL FEMALE	0	0	0	0	0	0	0	0	0	54	0	0	23	0	0	77	0	0
DISTRICT TOTAL	0	0	0	0	0	0	0	0	0	93	2	2.2	36	0	0	129	2	1.6
DISTRICT TOTALS (EXCLUDING ALTERNATIVE SCHOOLS)																		
7TH GRADE MALE	0	0	0	0	0	0	0	0	0	3	0	0	0	0	0	3	0	0
7TH GRADE FEMALE	0	0	0	0	0	0	0	0	0	11	0	0	5	0	0	16	0	0
7TH GRADE TOTAL	0	0	0	0	0	0	0	0	0	14	0	0	5	0	0	19	0	0
8TH GRADE MALE	0	0	0	0	0	0	0	0	0	7	0	0	2	0	0	9	0	0
8TH GRADE FEMALE	0	0	0	0	0	0	0	0	0	8	0	0	0	0	0	8	0	0
8TH GRADE TOTAL	0	0	0	0	0	0	0	0	0	15	0	0	2	0	0	17	0	0
9TH GRADE MALE	0	0	0	0	0	0	0	0	0	8	1	12.5	1	0	0	9	1	11.1
9TH GRADE FEMALE	0	0	0	0	0	0	0	0	0	11	0	0	4	0	0	15	0	0
9TH GRADE TOTAL	0	0	0	0	0	0	0	0	0	19	1	5.3	5	0	0	24	1	4.2
10TH GRADE MALE	0	0	0	0	0	0	0	0	0	7	0	0	3	0	0	10	0	0
10TH GRADE FEMALE	0	0	0	0	0	0	0	0	0	5	0	0	5	0	0	10	0	0
10TH GRADE TOTAL	0	0	0	0	0	0	0	0	0	12	0	0	8	0	0	20	0	0
11TH GRADE MALE	0	0	0	0	0	0	0	0	0	9	1	11.1	4	0	0	13	1	7.7
11TH GRADE FEMALE	0	0	0	0	0	0	0	0	0	9	0	0	1	0	0	10	0	0
11TH GRADE TOTAL	0	0	0	0	0	0	0	0	0	18	1	5.6	5	0	0	23	1	4.3
12TH GRADE MALE	0	0	0	0	0	0	0	0	0	5	0	0	3	0	0	8	0	0
12TH GRADE FEMALE	0	0	0	0	0	0	0	0	0	10	0	0	8	0	0	18	0	0
12TH GRADE TOTAL	0	0	0	0	0	0	0	0	0	15	0	0	11	0	0	26	0	0
DISTRICT TOTAL MALE	0	0	0	0	0	0	0	0	0	39	2	5.1	13	0	0	52	2	3.8
DISTRICT TOTAL FEMALE	0	0	0	0	0	0	0	0	0	54	0	0	23	0	0	77	0	0
DISTRICT TOTAL	0	0	0	0	0	0	0	0	0	93	2	2.2	36	0	0	129	2	1.6
DISTRICT TOTALS (ALTERNATIVE SCHOOLS ONLY)																		
DISTRICT TOTAL MALE	0	0	0	0	0	0	0	0	0	0	0	0	0	0	0	0	0	0
DISTRICT TOTAL FEMALE	0	0	0	0	0	0	0	0	0	0	0	0	0	0	0	0	0	0
DISTRICT TOTAL	0	0	0	0	0	0	0	0	0	0	0	0	0	0	0	0	0	0
COUNTY	07	BOULDER																
DISTRICT:	0470	ST VRAIN VALLEY RE 1J																
DISTRICT TOTALS (INCLUDING ALTERNATIVE SCHOOLS)																		
7TH GRADE MALE	11	0	0	29	0	0	8	0	0	661	1	0.2	252	2	0.8	961	3	0.3
7TH GRADE FEMALE	9	0	0	27	0	0	11	0	0	620	1	0.2	254	1	0.4	921	2	0.2
7TH GRADE TOTAL	20	0	0	56	0	0	19	0	0	1,281	2	0.2	506	3	0.6	1,882	5	0.3
8TH GRADE MALE	4	0	0	29	0	0	11	0	0	661	4	0.6	240	1	0.4	945	5	0.5
8TH GRADE FEMALE	12	1	8.3	19	0	0	12	0	0	572	0	0	251	4	1.6	866	5	0.6

8/17/2006 COLORADO DEPARTMENT OF EDUCATION
2004-2005 STATE DROPOUT COUNTS BY DISTRICT


	AMERICAN INDIAN OR ALASKAN NATIVE	AMERICAN INDIAN OR ALASKAN NATIVE	AMERICAN INDIAN OR ALASKAN NATIVE	ASIAN PACIFIC ISLANDER	ASIAN PACIFIC ISLANDER	ASIAN PACIFIC ISLANDER	BLACK NOT OF HISPANIC ORIGIN	BLACK NOT OF HISPANIC ORIGIN	BLACK NOT OF HISPANIC ORIGIN	WHITE NOT OF HISPANIC ORIGIN	WHITE NOT OF HISPANIC ORIGIN	WHITE NOT OF HISPANIC ORIGIN	HISPANIC	HISPANIC	HISPANIC	TOTALS	TOTALS	TOTALS
	PUPIL COUNT	DROPOUTS	DROPOUT RATE	PUPIL COUNT	DROPOUTS	DROPOUT RATE	PUPIL COUNT	DROPOUTS	DROPOUT RATE	PUPIL COUNT	DROPOUTS	DROPOUT RATE	PUPIL COUNT	DROPOUTS	DROPOUT RATE	PUPIL COUNT	DROPOUTS	DROPOUT RATE
8TH GRADE TOTAL	16	1	6.3	48	0	0	23	0	0	1,233	4	0.3	491	5	1	1,811	10	0.6
9TH GRADE MALE	9	0	0	20	0	0	11	1	9.1	720	16	2.2	254	9	3.5	1,014	26	2.6
9TH GRADE FEMALE	3	0	0	17	0	0	10	0	0	769	14	1.8	230	13	5.7	1,029	27	2.6
9TH GRADE TOTAL	12	0	0	37	0	0	21	1	4.8	1,489	30	2	484	22	4.5	2,043	53	2.6
10TH GRADE MALE	5	0	0	22	0	0	3	0	0	668	21	3.1	228	16	7	926	37	4
10TH GRADE FEMALE	12	1	8.3	22	1	4.5	7	0	0	713	13	1.8	193	16	8.3	947	31	3.3
10TH GRADE TOTAL	17	1	5.9	44	1	2.3	10	0	0	1,381	34	2.5	421	32	7.6	1,873	68	3.6
11TH GRADE MALE	7	1	14.3	28	0	0	12	0	0	647	20	3.1	210	37	17.6	904	58	6.4
11TH GRADE FEMALE	5	0	0	18	0	0	9	0	0	590	24	4.1	180	23	12.8	802	47	5.9
11TH GRADE TOTAL	12	1	8.3	46	0	0	21	0	0	1,237	44	3.6	390	60	15.4	1,706	105	6.2
12TH GRADE MALE	6	1	16.7	28	3	10.7	5	1	20	711	48	6.8	228	37	16.2	978	90	9.2
12TH GRADE FEMALE	11	0	0	21	2	9.5	8	1	12.5	694	28	4	209	42	20.1	943	73	7.7
12TH GRADE TOTAL	17	1	5.9	49	5	10.2	13	2	15.4	1,405	76	5.4	437	79	18.1	1,921	163	8.5
DISTRICT TOTAL MALE	42	2	4.8	156	3	1.9	50	2	4	4,068	110	2.7	1,412	102	7.2	5,728	219	3.8
DISTRICT TOTAL FEMALE	52	2	3.8	124	3	2.4	57	1	1.8	3,958	80	2	1,317	99	7.5	5,508	185	3.4
DISTRICT TOTAL	94	4	4.3	280	6	2.1	107	3	2.8	8,026	190	2.4	2,729	201	7.4	11,236	404	3.6
DISTRICT TOTALS (EXCLUDING ALTERNATIVE SCHOOLS)																		
7TH GRADE MALE	11	0	0	29	0	0	8	0	0	661	1	0.2	252	2	0.8	961	3	0.3
7TH GRADE FEMALE	9	0	0	27	0	0	11	0	0	620	1	0.2	254	1	0.4	921	2	0.2
7TH GRADE TOTAL	20	0	0	56	0	0	19	0	0	1,281	2	0.2	506	3	0.6	1,882	5	0.3
8TH GRADE MALE	4	0	0	29	0	0	11	0	0	661	4	0.6	240	1	0.4	945	5	0.5
8TH GRADE FEMALE	12	1	8.3	19	0	0	12	0	0	572	0	0	251	4	1.6	866	5	0.6
8TH GRADE TOTAL	16	1	6.3	48	0	0	23	0	0	1,233	4	0.3	491	5	1	1,811	10	0.6
9TH GRADE MALE	8	0	0	20	0	0	10	0	0	696	6	0.9	231	3	1.3	965	9	0.9
9TH GRADE FEMALE	3	0	0	17	0	0	10	0	0	742	9	1.2	208	5	2.4	980	14	1.4
9TH GRADE TOTAL	11	0	0	37	0	0	20	0	0	1,438	15	1	439	8	1.8	1,945	23	1.2
10TH GRADE MALE	4	0	0	22	0	0	3	0	0	643	12	1.9	213	11	5.2	885	23	2.6
10TH GRADE FEMALE	12	1	8.3	21	1	4.8	7	0	0	688	8	1.2	174	10	5.7	902	20	2.2
10TH GRADE TOTAL	16	1	6.3	43	1	2.3	10	0	0	1,331	20	1.5	387	21	5.4	1,787	43	2.4
11TH GRADE MALE	6	0	0	26	0	0	12	0	0	622	15	2.4	197	32	16.2	863	47	5.4
11TH GRADE FEMALE	5	0	0	17	0	0	9	0	0	565	16	2.8	169	18	10.7	765	34	4.4
11TH GRADE TOTAL	11	0	0	43	0	0	21	0	0	1,187	31	2.6	366	50	13.7	1,628	81	5
12TH GRADE MALE	5	0	0	20	1	5	5	1	20	633	22	3.5	131	14	10.7	794	38	4.8
12TH GRADE FEMALE	7	0	0	20	2	10	7	1	14.3	597	9	1.5	129	11	8.5	760	23	3
12TH GRADE TOTAL	12	0	0	40	3	7.5	12	2	16.7	1,230	31	2.5	260	25	9.6	1,554	61	3.9
DISTRICT TOTAL MALE	38	0	0	146	1	0.7	49	1	2	3,916	60	1.5	1,264	63	5	5,413	125	2.3
DISTRICT TOTAL FEMALE	48	2	4.2	121	3	2.5	56	1	1.8	3,784	43	1.1	1,185	49	4.1	5,194	98	1.9
DISTRICT TOTAL	86	2	2.3	267	4	1.5	105	2	1.9	7,700	103	1.3	2,449	112	4.6	10,607	223	2.1
DISTRICT TOTALS (ALTERNATIVE SCHOOLS ONLY)																		
9TH GRADE MALE	1	0	0	0	0	0	1	1	100	23	9	39.1	23	6	26.1	48	16	33.3
9TH GRADE FEMALE	0	0	0	0	0	0	0	0	0	27	5	18.5	22	8	36.4	49	13	26.5
9TH GRADE TOTAL	1	0	0	0	0	0	1	1	100	50	14	28	45	14	31.1	97	29	29.9
10TH GRADE MALE	1	0	0	0	0	0	0	0	0	25	9	36	15	5	33.3	41	14	34.1
10TH GRADE FEMALE	0	0	0	1	0	0	0	0	0	25	5	20	19	6	31.6	45	11	24.4
10TH GRADE TOTAL	1	0	0	1	0	0	0	0	0	50	14	28	34	11	32.4	86	25	29.1
11TH GRADE MALE	1	1	100	2	0	0	0	0	0	25	5	20	13	5	38.5	41	11	26.8
11TH GRADE FEMALE	0	0	0	1	0	0	0	0	0	25	8	32	11	5	45.5	37	13	35.1
11TH GRADE TOTAL	1	1	100	3	0	0	0	0	0	50	13	26	24	10	41.7	78	24	30.8
12TH GRADE MALE	1	1	100	8	2	25	0	0	0	78	26	33.3	97	23	23.7	184	52	28.3
12TH GRADE FEMALE	4	0	0	1	0	0	1	0	0	97	19	19.6	80	31	38.8	183	50	27.3
12TH GRADE TOTAL	5	1	20	9	2	22.2	1	0	0	175	45	25.7	177	54	30.5	367	102	27.8
DISTRICT TOTAL MALE	4	2	50	10	2	20	1	1	100	151	49	32.5	148	39	26.4	314	93	29.6
DISTRICT TOTAL FEMALE	4	0	0	3	0	0	1	0	0	174	37	21.3	132	50	37.9	314	87	27.7

8/17/2006 COLORADO DEPARTMENT OF EDUCATION
 2004-2005 STATE DROPOUT COUNTS BY DISTRICT

	AMERICAN INDIAN OR ALASKAN NATIVE	AMERICAN INDIAN OR ALASKAN NATIVE	AMERICAN INDIAN OR ALASKAN NATIVE	ASIAN PACIFIC ISLANDER	ASIAN PACIFIC ISLANDER	ASIAN PACIFIC ISLANDER	BLACK NOT OF HISPANIC ORIGIN	BLACK NOT OF HISPANIC ORIGIN	BLACK NOT OF HISPANIC ORIGIN	WHITE NOT OF HISPANIC ORIGIN	WHITE NOT OF HISPANIC ORIGIN	WHITE NOT OF HISPANIC ORIGIN	HISPANIC PUPIL COUNT	HISPANIC DROPOUTS	HISPANIC DROPOUT RATE	TOTALS PUPIL COUNT	TOTALS DROPOUTS	TOTALS DROPOUT RATE
DISTRICT TOTAL	8	2	25	13	2	15.4	2	1	50	325	86	26.5	280	89	31.8	628	180	28.7
DISTRICT:	0480 BOULDER VALLEY RE 2																	
DISTRICT TOTALS (INCLUDING ALTERNATIVE SCHOOLS)																		
7TH GRADE MALE	4	0	0	48	0	0	18	0	0	979	0	0	160	0	0	1,209	0	0
7TH GRADE FEMALE	10	0	0	69	0	0	11	0	0	929	0	0	177	0	0	1,196	0	0
7TH GRADE TOTAL	14	0	0	117	0	0	29	0	0	1,908	0	0	337	0	0	2,405	0	0
8TH GRADE MALE	12	0	0	71	0	0	22	0	0	986	1	0.1	151	0	0	1,242	1	0.1
8TH GRADE FEMALE	9	0	0	59	0	0	16	0	0	925	3	0.3	134	1	0.7	1,143	4	0.3
8TH GRADE TOTAL	21	0	0	130	0	0	38	0	0	1,911	4	0.2	285	1	0.4	2,385	5	0.2
9TH GRADE MALE	7	0	0	73	1	1.4	22	1	4.5	1,088	7	0.6	165	7	4.2	1,355	16	1.2
9TH GRADE FEMALE	9	0	0	69	0	0	26	0	0	1,013	10	1	169	5	3	1,286	15	1.2
9TH GRADE TOTAL	16	0	0	142	1	0.7	48	1	2.1	2,101	17	0.8	334	12	3.6	2,641	31	1.2
10TH GRADE MALE	12	1	8.3	79	0	0	21	1	4.8	972	10	1	167	20	12	1,251	32	2.6
10TH GRADE FEMALE	16	2	12.5	75	0	0	28	0	0	1,034	5	0.5	133	7	5.3	1,286	14	1.1
10TH GRADE TOTAL	28	3	10.7	154	0	0	49	1	2	2,006	15	0.7	300	27	9	2,537	46	1.8
11TH GRADE MALE	6	2	33.3	62	0	0	23	1	4.3	1,007	24	2.4	137	13	9.5	1,235	40	3.2
11TH GRADE FEMALE	9	1	11.1	65	3	4.6	23	1	4.3	958	15	1.6	130	7	5.4	1,185	27	2.3
11TH GRADE TOTAL	15	3	20	127	3	2.4	46	2	4.3	1,965	39	2	267	20	7.5	2,420	67	2.8
12TH GRADE MALE	10	1	10	53	1	1.9	25	3	12	998	31	3.1	159	20	12.6	1,245	56	4.5
12TH GRADE FEMALE	8	0	0	57	2	3.5	21	0	0	947	16	1.7	155	12	7.7	1,188	30	2.5
12TH GRADE TOTAL	18	1	5.6	110	3	2.7	46	3	6.5	1,945	47	2.4	314	32	10.2	2,433	86	3.5
DISTRICT TOTAL MALE	51	4	7.8	386	2	0.5	131	6	4.6	6,030	73	1.2	939	60	6.4	7,537	145	1.9
DISTRICT TOTAL FEMALE	61	3	4.9	394	5	1.3	125	1	0.8	5,806	49	0.8	898	32	3.6	7,284	90	1.2
DISTRICT TOTAL	112	7	6.3	780	7	0.9	256	7	2.7	11,836	122	1	1,837	92	5	14,821	235	1.6
DISTRICT TOTALS (EXCLUDING ALTERNATIVE SCHOOLS)																		
7TH GRADE MALE	4	0	0	48	0	0	18	0	0	965	0	0	158	0	0	1,193	0	0
7TH GRADE FEMALE	10	0	0	68	0	0	11	0	0	917	0	0	175	0	0	1,181	0	0
7TH GRADE TOTAL	14	0	0	116	0	0	29	0	0	1,882	0	0	333	0	0	2,374	0	0
8TH GRADE MALE	12	0	0	70	0	0	22	0	0	968	1	0.1	151	0	0	1,223	1	0.1
8TH GRADE FEMALE	9	0	0	58	0	0	16	0	0	910	3	0.3	134	1	0.7	1,127	4	0.4
8TH GRADE TOTAL	21	0	0	128	0	0	38	0	0	1,878	4	0.2	285	1	0.4	2,350	5	0.2
9TH GRADE MALE	7	0	0	73	1	1.4	22	1	4.5	1,079	7	0.6	159	6	3.8	1,340	15	1.1
9TH GRADE FEMALE	9	0	0	69	0	0	26	0	0	1,011	10	1	166	5	3	1,281	15	1.2
9TH GRADE TOTAL	16	0	0	142	1	0.7	48	1	2.1	2,090	17	0.8	325	11	3.4	2,621	30	1.1
10TH GRADE MALE	12	1	8.3	78	0	0	21	1	4.8	963	9	0.9	157	17	10.8	1,231	28	2.3
10TH GRADE FEMALE	15	2	13.3	74	0	0	28	0	0	1,024	4	0.4	126	5	4	1,267	11	0.9
10TH GRADE TOTAL	27	3	11.1	152	0	0	49	1	2	1,987	13	0.7	283	22	7.8	2,498	39	1.6
11TH GRADE MALE	4	1	25	62	0	0	20	0	0	991	18	1.8	132	11	8.3	1,209	30	2.5
11TH GRADE FEMALE	9	1	11.1	64	3	4.7	23	1	4.3	948	14	1.5	120	6	5	1,164	25	2.1
11TH GRADE TOTAL	13	2	15.4	126	3	2.4	43	1	2.3	1,939	32	1.7	252	17	6.7	2,373	55	2.3
12TH GRADE MALE	10	1	10	53	1	1.9	20	2	10	983	29	3	146	17	11.6	1,212	50	4.1
12TH GRADE FEMALE	8	0	0	57	2	3.5	21	0	0	932	16	1.7	143	9	6.3	1,161	27	2.3
12TH GRADE TOTAL	18	1	5.6	110	3	2.7	41	2	4.9	1,915	45	2.3	289	26	9	2,373	77	3.2
DISTRICT TOTAL MALE	49	3	6.1	384	2	0.5	123	4	3.3	5,949	64	1.1	903	51	5.6	7,408	124	1.7
DISTRICT TOTAL FEMALE	60	3	5	390	5	1.3	125	1	0.8	5,742	47	0.8	864	26	3	7,181	82	1.1
DISTRICT TOTAL	109	6	5.5	774	7	0.9	248	5	2	11,691	111	0.9	1,767	77	4.4	14,589	206	1.4
DISTRICT TOTALS (ALTERNATIVE SCHOOLS ONLY)																		
7TH GRADE MALE	0	0	0	0	0	0	0	0	0	14	0	0	2	0	0	16	0	0
7TH GRADE FEMALE	0	0	0	1	0	0	0	0	0	12	0	0	2	0	0	15	0	0
7TH GRADE TOTAL	0	0	0	1	0	0	0	0	0	26	0	0	4	0	0	31	0	0
8TH GRADE MALE	0	0	0	1	0	0	0	0	0	18	0	0	0	0	0	19	0	0
8TH GRADE FEMALE	0	0	0	1	0	0	0	0	0	15	0	0	0	0	0	16	0	0
8TH GRADE TOTAL	0	0	0	2	0	0	0	0	0	33	0	0	0	0	0	35	0	0

8/17/2006 COLORADO DEPARTMENT OF EDUCATION
2004-2005 STATE DROPOUT COUNTS BY DISTRICT

	AMERICAN INDIAN OR ALASKAN NATIVE	AMERICAN INDIAN OR ALASKAN NATIVE	AMERICAN INDIAN OR ALASKAN NATIVE	ASIAN PACIFIC ISLANDER	ASIAN PACIFIC ISLANDER	ASIAN PACIFIC ISLANDER	BLACK NOT OF HISPANIC ORIGIN	BLACK NOT OF HISPANIC ORIGIN	BLACK NOT OF HISPANIC ORIGIN	WHITE NOT OF HISPANIC ORIGIN	WHITE NOT OF HISPANIC ORIGIN	WHITE NOT OF HISPANIC ORIGIN	HISPANIC	HISPANIC	HISPANIC	TOTALS	TOTALS	TOTALS
	PUPIL COUNT	DROPOUTS	DROPOUT RATE	PUPIL COUNT	DROPOUTS	DROPOUT RATE	PUPIL COUNT	DROPOUTS	DROPOUT RATE	PUPIL COUNT	DROPOUTS	DROPOUT RATE	PUPIL COUNT	DROPOUTS	DROPOUT RATE	PUPIL COUNT	DROPOUTS	DROPOUT RATE
9TH GRADE MALE	0	0	0	0	0	0	0	0	0	9	0	0	6	1	16.7	15	1	6.7
9TH GRADE FEMALE	0	0	0	0	0	0	0	0	0	2	0	0	3	0	0	5	0	0
9TH GRADE TOTAL	0	0	0	0	0	0	0	0	0	11	0	0	9	1	11.1	20	1	5
10TH GRADE MALE	0	0	0	1	0	0	0	0	0	9	1	11.1	10	3	30	20	4	20
10TH GRADE FEMALE	1	0	0	1	0	0	0	0	0	10	1	10	7	2	28.6	19	3	15.8
10TH GRADE TOTAL	1	0	0	2	0	0	0	0	0	19	2	10.5	17	5	29.4	39	7	17.9
11TH GRADE MALE	2	1	50	0	0	0	3	1	33.3	16	6	37.5	5	2	40	26	10	38.5
11TH GRADE FEMALE	0	0	0	1	0	0	0	0	0	10	1	10	10	1	10	21	2	9.5
11TH GRADE TOTAL	2	1	50	1	0	0	3	1	33.3	26	7	26.9	15	3	20	47	12	25.5
12TH GRADE MALE	0	0	0	0	0	0	5	1	20	15	2	13.3	13	3	23.1	33	6	18.2
12TH GRADE FEMALE	0	0	0	0	0	0	0	0	0	15	0	0	12	3	25	27	3	11.1
12TH GRADE TOTAL	0	0	0	0	0	0	5	1	20	30	2	6.7	25	6	24	60	9	15
DISTRICT TOTAL MALE	2	1	50	2	0	0	8	2	25	81	9	11.1	36	9	25	129	21	16.3
DISTRICT TOTAL FEMALE	1	0	0	4	0	0	0	0	0	64	2	3.1	34	6	17.6	103	8	7.8
DISTRICT TOTAL	3	1	33.3	6	0	0	8	2	25	145	11	7.6	70	15	21.4	232	29	12.5
COUNTY	08	CHAFFEE																
DISTRICT:	0490	BUENA VISTA R-31																
DISTRICT TOTALS (INCLUDING ALTERNATIVE SCHOOLS)																		
7TH GRADE MALE	0	0	0	0	0	0	0	0	0	38	0	0	4	0	0	42	0	0
7TH GRADE FEMALE	0	0	0	0	0	0	0	0	0	38	0	0	1	0	0	39	0	0
7TH GRADE TOTAL	0	0	0	0	0	0	0	0	0	76	0	0	5	0	0	81	0	0
8TH GRADE MALE	0	0	0	0	0	0	0	0	0	49	1	2	5	0	0	54	1	1.9
8TH GRADE FEMALE	1	0	0	1	0	0	0	0	0	45	0	0	3	0	0	50	0	0
8TH GRADE TOTAL	1	0	0	1	0	0	0	0	0	94	1	1.1	8	0	0	104	1	1
9TH GRADE MALE	2	0	0	0	0	0	0	0	0	56	2	3.6	2	0	0	60	2	3.3
9TH GRADE FEMALE	0	0	0	0	0	0	0	0	0	47	0	0	4	1	25	51	1	2
9TH GRADE TOTAL	2	0	0	0	0	0	0	0	0	103	2	1.9	6	1	16.7	111	3	2.7
10TH GRADE MALE	1	0	0	0	0	0	0	0	0	46	8	17.4	4	1	25	51	9	17.6
10TH GRADE FEMALE	1	1	100	0	0	0	0	0	0	47	2	4.3	2	0	0	50	3	6
10TH GRADE TOTAL	2	1	50	0	0	0	0	0	0	93	10	10.8	6	1	16.7	101	12	11.9
11TH GRADE MALE	1	1	100	0	0	0	1	1	100	49	2	4.1	3	1	33.3	54	5	9.3
11TH GRADE FEMALE	0	0	0	0	0	0	0	0	0	40	2	5	0	0	0	40	2	5
11TH GRADE TOTAL	1	1	100	0	0	0	1	1	100	89	4	4.5	3	1	33.3	94	7	7.4
12TH GRADE MALE	0	0	0	0	0	0	0	0	0	41	3	7.3	1	0	0	42	3	7.1
12TH GRADE FEMALE	0	0	0	0	0	0	0	0	0	43	0	0	5	0	0	48	0	0
12TH GRADE TOTAL	0	0	0	0	0	0	0	0	0	84	3	3.6	6	0	0	90	3	3.3
DISTRICT TOTAL MALE	4	1	25	0	0	0	1	1	100	279	16	5.7	19	2	10.5	303	20	6.6
DISTRICT TOTAL FEMALE	2	1	50	1	0	0	0	0	0	260	4	1.5	15	1	6.7	278	6	2.2
DISTRICT TOTAL	6	2	33.3	1	0	0	1	1	100	539	20	3.7	34	3	8.8	581	26	4.5
DISTRICT TOTALS (EXCLUDING ALTERNATIVE SCHOOLS)																		
7TH GRADE MALE	0	0	0	0	0	0	0	0	0	38	0	0	4	0	0	42	0	0
7TH GRADE FEMALE	0	0	0	0	0	0	0	0	0	38	0	0	1	0	0	39	0	0
7TH GRADE TOTAL	0	0	0	0	0	0	0	0	0	76	0	0	5	0	0	81	0	0
8TH GRADE MALE	0	0	0	0	0	0	0	0	0	49	1	2	5	0	0	54	1	1.9
8TH GRADE FEMALE	1	0	0	1	0	0	0	0	0	45	0	0	3	0	0	50	0	0
8TH GRADE TOTAL	1	0	0	1	0	0	0	0	0	94	1	1.1	8	0	0	104	1	1
9TH GRADE MALE	2	0	0	0	0	0	0	0	0	52	1	1.9	2	0	0	56	1	1.8
9TH GRADE FEMALE	0	0	0	0	0	0	0	0	0	46	0	0	3	0	0	49	0	0
9TH GRADE TOTAL	2	0	0	0	0	0	0	0	0	98	1	1	5	0	0	105	1	1
10TH GRADE MALE	1	0	0	0	0	0	0	0	0	36	1	2.8	2	0	0	39	1	2.6
10TH GRADE FEMALE	1	1	100	0	0	0	0	0	0	42	2	4.8	2	0	0	45	3	6.7
10TH GRADE TOTAL	2	1	50	0	0	0	0	0	0	78	3	3.8	4	0	0	84	4	4.8
11TH GRADE MALE	1	1	100	0	0	0	0	0	0	46	0	0	3	1	33.3	50	2	4




8/17/2006 COLORADO DEPARTMENT OF EDUCATION
2004-2005 STATE DROPOUT COUNTS BY DISTRICT

	AMERICAN INDIAN OR ALASKAN NATIVE	AMERICAN INDIAN OR ALASKAN NATIVE	AMERICAN INDIAN OR ALASKAN NATIVE	ASIAN PACIFIC ISLANDER	ASIAN PACIFIC ISLANDER	ASIAN PACIFIC ISLANDER	BLACK NOT OF HISPANIC ORIGIN	BLACK NOT OF HISPANIC ORIGIN	BLACK NOT OF HISPANIC ORIGIN	WHITE NOT OF HISPANIC ORIGIN	WHITE NOT OF HISPANIC ORIGIN	WHITE NOT OF HISPANIC ORIGIN	HISPANIC	HISPANIC	HISPANIC	TOTALS	TOTALS	TOTALS
	PUPIL COUNT	DROPOUTS	DROPOUT RATE	PUPIL COUNT	DROPOUTS	DROPOUT RATE	PUPIL COUNT	DROPOUTS	DROPOUT RATE	PUPIL COUNT	DROPOUTS	DROPOUT RATE	PUPIL COUNT	DROPOUTS	DROPOUT RATE	PUPIL COUNT	DROPOUTS	DROPOUT RATE
11TH GRADE FEMALE	0	0	0	0	0	0	0	0	0	35	1	2.9	0	0	0	35	1	2.9
11TH GRADE TOTAL	1	1	100	0	0	0	0	0	0	81	1	1.2	3	1	33.3	85	3	3.5
12TH GRADE MALE	0	0	0	0	0	0	0	0	0	37	1	2.7	1	0	0	38	1	2.6
12TH GRADE FEMALE	0	0	0	0	0	0	0	0	0	34	0	0	4	0	0	38	0	0
12TH GRADE TOTAL	0	0	0	0	0	0	0	0	0	71	1	1.4	5	0	0	76	1	1.3
DISTRICT TOTAL MALE	4	1	25	0	0	0	0	0	0	258	4	1.6	17	1	5.9	279	6	2.2
DISTRICT TOTAL FEMALE	2	1	50	1	0	0	0	0	0	240	3	1.3	13	0	0	256	4	1.6
DISTRICT TOTAL	6	2	33.3	1	0	0	0	0	0	498	7	1.4	30	1	3.3	535	10	1.9
DISTRICT TOTALS (ALTERNATIVE SCHOOLS ONLY)																		
9TH GRADE MALE	0	0	0	0	0	0	0	0	0	4	1	25	0	0	0	4	1	25
9TH GRADE FEMALE	0	0	0	0	0	0	0	0	0	1	0	0	1	1	100	2	1	50
9TH GRADE TOTAL	0	0	0	0	0	0	0	0	0	5	1	20	1	1	100	6	2	33.3
10TH GRADE MALE	0	0	0	0	0	0	0	0	0	10	7	70	2	1	50	12	8	66.7
10TH GRADE FEMALE	0	0	0	0	0	0	0	0	0	5	0	0	0	0	0	5	0	0
10TH GRADE TOTAL	0	0	0	0	0	0	0	0	0	15	7	46.7	2	1	50	17	8	47.1
11TH GRADE MALE	0	0	0	0	0	0	1	1	100	3	2	66.7	0	0	0	4	3	75
11TH GRADE FEMALE	0	0	0	0	0	0	0	0	0	5	1	20	0	0	0	5	1	20
11TH GRADE TOTAL	0	0	0	0	0	0	1	1	100	8	3	37.5	0	0	0	9	4	44.4
12TH GRADE MALE	0	0	0	0	0	0	0	0	0	4	2	50	0	0	0	4	2	50
12TH GRADE FEMALE	0	0	0	0	0	0	0	0	0	9	0	0	1	0	0	10	0	0
12TH GRADE TOTAL	0	0	0	0	0	0	0	0	0	13	2	15.4	1	0	0	14	2	14.3
DISTRICT TOTAL MALE	0	0	0	0	0	0	1	1	100	21	12	57.1	2	1	50	24	14	58.3
DISTRICT TOTAL FEMALE	0	0	0	0	0	0	0	0	0	20	1	5	2	1	50	22	2	9.1
DISTRICT TOTAL	0	0	0	0	0	0	1	1	100	41	13	31.7	4	2	50	46	16	34.8
DISTRICT: 0500 SALIDA R-32																		
DISTRICT TOTALS (INCLUDING ALTERNATIVE SCHOOLS)																		
7TH GRADE MALE	1	0	0	0	0	0	0	0	0	49	0	0	5	0	0	55	0	0
7TH GRADE FEMALE	3	0	0	0	0	0	0	0	0	55	1	1.8	5	0	0	63	1	1.6
7TH GRADE TOTAL	4	0	0	0	0	0	0	0	0	104	1	1	10	0	0	118	1	0.8
8TH GRADE MALE	0	0	0	0	0	0	0	0	0	50	0	0	5	0	0	55	0	0
8TH GRADE FEMALE	0	0	0	1	0	0	0	0	0	52	0	0	10	0	0	63	0	0
8TH GRADE TOTAL	0	0	0	1	0	0	0	0	0	102	0	0	15	0	0	118	0	0
9TH GRADE MALE	0	0	0	1	0	0	0	0	0	47	1	2.1	9	0	0	57	1	1.8
9TH GRADE FEMALE	0	0	0	2	0	0	0	0	0	56	0	0	9	1	11.1	67	1	1.5
9TH GRADE TOTAL	0	0	0	3	0	0	0	0	0	103	1	1	18	1	5.6	124	2	1.6
10TH GRADE MALE	2	0	0	0	0	0	0	0	0	50	1	2	8	1	12.5	60	2	3.3
10TH GRADE FEMALE	2	0	0	0	0	0	0	0	0	54	0	0	9	0	0	65	0	0
10TH GRADE TOTAL	4	0	0	0	0	0	0	0	0	104	1	1	17	1	5.9	125	2	1.6
11TH GRADE MALE	0	0	0	0	0	0	0	0	0	44	1	2.3	2	0	0	46	1	2.2
11TH GRADE FEMALE	0	0	0	0	0	0	2	0	0	47	0	0	6	0	0	55	0	0
11TH GRADE TOTAL	0	0	0	0	0	0	2	0	0	91	1	1.1	8	0	0	101	1	1
12TH GRADE MALE	0	0	0	1	1	100	1	0	0	44	1	2.3	8	1	12.5	54	3	5.6
12TH GRADE FEMALE	1	1	100	1	0	0	0	0	0	50	0	0	4	0	0	56	1	1.8
12TH GRADE TOTAL	1	1	100	2	1	50	1	0	0	94	1	1.1	12	1	8.3	110	4	3.6
DISTRICT TOTAL MALE	3	0	0	2	1	50	1	0	0	284	4	1.4	37	2	5.4	327	7	2.1
DISTRICT TOTAL FEMALE	6	1	16.7	4	0	0	2	0	0	314	1	0.3	43	1	2.3	369	3	0.8
DISTRICT TOTAL	9	1	11.1	6	1	16.7	3	0	0	598	5	0.8	80	3	3.8	696	10	1.4
DISTRICT TOTALS (EXCLUDING ALTERNATIVE SCHOOLS)																		
7TH GRADE MALE	1	0	0	0	0	0	0	0	0	49	0	0	5	0	0	55	0	0
7TH GRADE FEMALE	3	0	0	0	0	0	0	0	0	55	1	1.8	5	0	0	63	1	1.6
7TH GRADE TOTAL	4	0	0	0	0	0	0	0	0	104	1	1	10	0	0	118	1	0.8
8TH GRADE MALE	0	0	0	0	0	0	0	0	0	50	0	0	5	0	0	55	0	0
8TH GRADE FEMALE	0	0	0	1	0	0	0	0	0	52	0	0	10	0	0	63	0	0


8/17/2006 COLORADO DEPARTMENT OF EDUCATION
2004-2005 STATE DROPOUT COUNTS BY DISTRICT

	AMERICAN INDIAN OR ALASKAN NATIVE	AMERICAN INDIAN OR ALASKAN NATIVE	AMERICAN INDIAN OR ALASKAN NATIVE	ASIAN PACIFIC ISLANDER	ASIAN PACIFIC ISLANDER	ASIAN PACIFIC ISLANDER	BLACK NOT OF HISPANIC ORIGIN	BLACK NOT OF HISPANIC ORIGIN	BLACK NOT OF HISPANIC ORIGIN	WHITE NOT OF HISPANIC ORIGIN	WHITE NOT OF HISPANIC ORIGIN	WHITE NOT OF HISPANIC ORIGIN	HISPANIC	HISPANIC	HISPANIC	TOTALS	TOTALS	TOTALS
	PUPIL COUNT	DROPOUTS	DROPOUT RATE	PUPIL COUNT	DROPOUTS	DROPOUT RATE	PUPIL COUNT	DROPOUTS	DROPOUT RATE	PUPIL COUNT	DROPOUTS	DROPOUT RATE	PUPIL COUNT	DROPOUTS	DROPOUT RATE	PUPIL COUNT	DROPOUTS	DROPOUT RATE
8TH GRADE TOTAL	0	0	0	1	0	0	0	0	0	102	0	0	15	0	0	118	0	0
9TH GRADE MALE	0	0	0	1	0	0	0	0	0	47	1	2.1	9	0	0	57	1	1.8
9TH GRADE FEMALE	0	0	0	2	0	0	0	0	0	56	0	0	9	1	11.1	67	1	1.5
9TH GRADE TOTAL	0	0	0	3	0	0	0	0	0	103	1	1	18	1	5.6	124	2	1.6
10TH GRADE MALE	2	0	0	0	0	0	0	0	0	50	1	2	8	1	12.5	60	2	3.3
10TH GRADE FEMALE	2	0	0	0	0	0	0	0	0	54	0	0	9	0	0	65	0	0
10TH GRADE TOTAL	4	0	0	0	0	0	0	0	0	104	1	1	17	1	5.9	125	2	1.6
11TH GRADE MALE	0	0	0	0	0	0	0	0	0	44	1	2.3	2	0	0	46	1	2.2
11TH GRADE FEMALE	0	0	0	0	0	0	2	0	0	47	0	0	6	0	0	55	0	0
11TH GRADE TOTAL	0	0	0	0	0	0	2	0	0	91	1	1.1	8	0	0	101	1	1
12TH GRADE MALE	0	0	0	1	1	100	1	0	0	44	1	2.3	8	1	12.5	54	3	5.6
12TH GRADE FEMALE	1	1	100	1	0	0	0	0	0	50	0	0	4	0	0	56	1	1.8
12TH GRADE TOTAL	1	1	100	2	1	50	1	0	0	94	1	1.1	12	1	8.3	110	4	3.6
DISTRICT TOTAL MALE	3	0	0	2	1	50	1	0	0	284	4	1.4	37	2	5.4	327	7	2.1
DISTRICT TOTAL FEMALE	6	1	16.7	4	0	0	2	0	0	314	1	0.3	43	1	2.3	369	3	0.8
DISTRICT TOTAL	9	1	11.1	6	1	16.7	3	0	0	598	5	0.8	80	3	3.8	696	10	1.4
DISTRICT TOTALS (ALTERNATIVE SCHOOLS ONLY)																		
DISTRICT TOTAL MALE	0	0	0	0	0	0	0	0	0	0	0	0	0	0	0	0	0	0
DISTRICT TOTAL FEMALE	0	0	0	0	0	0	0	0	0	0	0	0	0	0	0	0	0	0
DISTRICT TOTAL	0	0	0	0	0	0	0	0	0	0	0	0	0	0	0	0	0	0
COUNTY	09																	
DISTRICT:	0510	CHEYENNE																
		KIT CARSON R-1																
DISTRICT TOTALS (INCLUDING ALTERNATIVE SCHOOLS)																		
7TH GRADE MALE	0	0	0	0	0	0	0	0	0	3	0	0	0	0	0	3	0	0
7TH GRADE FEMALE	0	0	0	0	0	0	0	0	0	1	0	0	0	0	0	1	0	0
7TH GRADE TOTAL	0	0	0	0	0	0	0	0	0	4	0	0	0	0	0	4	0	0
8TH GRADE MALE	0	0	0	0	0	0	0	0	0	10	0	0	0	0	0	10	0	0
8TH GRADE FEMALE	0	0	0	0	0	0	0	0	0	3	0	0	0	0	0	3	0	0
8TH GRADE TOTAL	0	0	0	0	0	0	0	0	0	13	0	0	0	0	0	13	0	0
9TH GRADE MALE	0	0	0	0	0	0	0	0	0	4	0	0	0	0	0	4	0	0
9TH GRADE FEMALE	0	0	0	0	0	0	0	0	0	4	0	0	1	0	0	5	0	0
9TH GRADE TOTAL	0	0	0	0	0	0	0	0	0	8	0	0	1	0	0	9	0	0
10TH GRADE MALE	0	0	0	1	0	0	0	0	0	9	0	0	2	0	0	12	0	0
10TH GRADE FEMALE	0	0	0	1	0	0	0	0	0	5	0	0	0	0	0	6	0	0
10TH GRADE TOTAL	0	0	0	2	0	0	0	0	0	14	0	0	2	0	0	18	0	0
11TH GRADE MALE	0	0	0	0	0	0	0	0	0	4	1	25	0	0	0	4	1	25
11TH GRADE FEMALE	0	0	0	1	0	0	0	0	0	4	0	0	1	0	0	6	0	0
11TH GRADE TOTAL	0	0	0	1	0	0	0	0	0	8	1	12.5	1	0	0	10	1	10
12TH GRADE MALE	0	0	0	2	0	0	0	0	0	8	0	0	0	0	0	10	0	0
12TH GRADE FEMALE	0	0	0	5	0	0	0	0	0	6	0	0	0	0	0	11	0	0
12TH GRADE TOTAL	0	0	0	7	0	0	0	0	0	14	0	0	0	0	0	21	0	0
DISTRICT TOTAL MALE	0	0	0	3	0	0	0	0	0	38	1	2.6	2	0	0	43	1	2.3
DISTRICT TOTAL FEMALE	0	0	0	7	0	0	0	0	0	23	0	0	2	0	0	32	0	0
DISTRICT TOTAL	0	0	0	10	0	0	0	0	0	61	1	1.6	4	0	0	75	1	1.3
DISTRICT TOTALS (EXCLUDING ALTERNATIVE SCHOOLS)																		
7TH GRADE MALE	0	0	0	0	0	0	0	0	0	3	0	0	0	0	0	3	0	0
7TH GRADE FEMALE	0	0	0	0	0	0	0	0	0	1	0	0	0	0	0	1	0	0
7TH GRADE TOTAL	0	0	0	0	0	0	0	0	0	4	0	0	0	0	0	4	0	0
8TH GRADE MALE	0	0	0	0	0	0	0	0	0	10	0	0	0	0	0	10	0	0
8TH GRADE FEMALE	0	0	0	0	0	0	0	0	0	3	0	0	0	0	0	3	0	0
8TH GRADE TOTAL	0	0	0	0	0	0	0	0	0	13	0	0	0	0	0	13	0	0
9TH GRADE MALE	0	0	0	0	0	0	0	0	0	4	0	0	0	0	0	4	0	0
9TH GRADE FEMALE	0	0	0	0	0	0	0	0	0	4	0	0	1	0	0	5	0	0




8/17/2006 COLORADO DEPARTMENT OF EDUCATION
2004-2005 STATE DROPOUT COUNTS BY DISTRICT

	AMERICAN INDIAN OR ALASKAN NATIVE	AMERICAN INDIAN OR ALASKAN NATIVE	AMERICAN INDIAN OR ALASKAN NATIVE	ASIAN PACIFIC ISLANDER	ASIAN PACIFIC ISLANDER	ASIAN PACIFIC ISLANDER	BLACK NOT OF HISPANIC ORIGIN	BLACK NOT OF HISPANIC ORIGIN	BLACK NOT OF HISPANIC ORIGIN	WHITE NOT OF HISPANIC ORIGIN	WHITE NOT OF HISPANIC ORIGIN	WHITE NOT OF HISPANIC ORIGIN	HISPANIC	HISPANIC	HISPANIC	TOTALS	TOTALS	TOTALS
	PUPIL COUNT	DROPOUTS	DROPOUT RATE	PUPIL COUNT	DROPOUTS	DROPOUT RATE	PUPIL COUNT	DROPOUTS	DROPOUT RATE	PUPIL COUNT	DROPOUTS	DROPOUT RATE	PUPIL COUNT	DROPOUTS	DROPOUT RATE	PUPIL COUNT	DROPOUTS	DROPOUT RATE
9TH GRADE TOTAL	0	0	0	0	0	0	0	0	0	8	0	0	1	0	0	9	0	0
10TH GRADE MALE	0	0	0	1	0	0	0	0	0	9	0	0	2	0	0	12	0	0
10TH GRADE FEMALE	0	0	0	1	0	0	0	0	0	5	0	0	0	0	0	6	0	0
10TH GRADE TOTAL	0	0	0	2	0	0	0	0	0	14	0	0	2	0	0	18	0	0
11TH GRADE MALE	0	0	0	0	0	0	0	0	0	4	1	25	0	0	0	4	1	25
11TH GRADE FEMALE	0	0	0	1	0	0	0	0	0	4	0	0	1	0	0	6	0	0
11TH GRADE TOTAL	0	0	0	1	0	0	0	0	0	8	1	12.5	1	0	0	10	1	10
12TH GRADE MALE	0	0	0	2	0	0	0	0	0	8	0	0	0	0	0	10	0	0
12TH GRADE FEMALE	0	0	0	5	0	0	0	0	0	6	0	0	0	0	0	11	0	0
12TH GRADE TOTAL	0	0	0	7	0	0	0	0	0	14	0	0	0	0	0	21	0	0
DISTRICT TOTAL MALE	0	0	0	3	0	0	0	0	0	38	1	2.6	2	0	0	43	1	2.3
DISTRICT TOTAL FEMALE	0	0	0	7	0	0	0	0	0	23	0	0	2	0	0	32	0	0
DISTRICT TOTAL	0	0	0	10	0	0	0	0	0	61	1	1.6	4	0	0	75	1	1.3
DISTRICT TOTALS (ALTERNATIVE SCHOOLS ONLY)																		
DISTRICT TOTAL MALE	0	0	0	0	0	0	0	0	0	0	0	0	0	0	0	0	0	0
DISTRICT TOTAL FEMALE	0	0	0	0	0	0	0	0	0	0	0	0	0	0	0	0	0	0
DISTRICT TOTAL	0	0	0	0	0	0	0	0	0	0	0	0	0	0	0	0	0	0
DISTRICT: 0520 CHEYENNE COUNTY RE-5																		
DISTRICT TOTALS (INCLUDING ALTERNATIVE SCHOOLS)																		
7TH GRADE MALE	0	0	0	0	0	0	0	0	0	8	0	0	2	0	0	10	0	0
7TH GRADE FEMALE	0	0	0	0	0	0	0	0	0	7	0	0	1	0	0	8	0	0
7TH GRADE TOTAL	0	0	0	0	0	0	0	0	0	15	0	0	3	0	0	18	0	0
8TH GRADE MALE	0	0	0	1	0	0	0	0	0	6	0	0	1	0	0	8	0	0
8TH GRADE FEMALE	0	0	0	0	0	0	0	0	0	11	0	0	4	0	0	15	0	0
8TH GRADE TOTAL	0	0	0	1	0	0	0	0	0	17	0	0	5	0	0	23	0	0
9TH GRADE MALE	0	0	0	0	0	0	0	0	0	11	0	0	3	0	0	14	0	0
9TH GRADE FEMALE	0	0	0	0	0	0	0	0	0	6	0	0	0	0	0	6	0	0
9TH GRADE TOTAL	0	0	0	0	0	0	0	0	0	17	0	0	3	0	0	20	0	0
10TH GRADE MALE	0	0	0	1	0	0	0	0	0	11	0	0	1	0	0	13	0	0
10TH GRADE FEMALE	0	0	0	1	0	0	0	0	0	13	0	0	0	0	0	14	0	0
10TH GRADE TOTAL	0	0	0	2	0	0	0	0	0	24	0	0	1	0	0	27	0	0
11TH GRADE MALE	0	0	0	0	0	0	0	0	0	10	0	0	1	0	0	11	0	0
11TH GRADE FEMALE	0	0	0	1	0	0	0	0	0	13	0	0	0	0	0	14	0	0
11TH GRADE TOTAL	0	0	0	1	0	0	0	0	0	23	0	0	1	0	0	25	0	0
12TH GRADE MALE	0	0	0	0	0	0	0	0	0	11	0	0	1	0	0	12	0	0
12TH GRADE FEMALE	0	0	0	0	0	0	0	0	0	8	0	0	2	0	0	10	0	0
12TH GRADE TOTAL	0	0	0	0	0	0	0	0	0	19	0	0	3	0	0	22	0	0
DISTRICT TOTAL MALE	0	0	0	2	0	0	0	0	0	57	0	0	9	0	0	68	0	0
DISTRICT TOTAL FEMALE	0	0	0	2	0	0	0	0	0	58	0	0	7	0	0	67	0	0
DISTRICT TOTAL	0	0	0	4	0	0	0	0	0	115	0	0	16	0	0	135	0	0
DISTRICT TOTALS (EXCLUDING ALTERNATIVE SCHOOLS)																		
7TH GRADE MALE	0	0	0	0	0	0	0	0	0	8	0	0	2	0	0	10	0	0
7TH GRADE FEMALE	0	0	0	0	0	0	0	0	0	7	0	0	1	0	0	8	0	0
7TH GRADE TOTAL	0	0	0	0	0	0	0	0	0	15	0	0	3	0	0	18	0	0
8TH GRADE MALE	0	0	0	1	0	0	0	0	0	6	0	0	1	0	0	8	0	0
8TH GRADE FEMALE	0	0	0	0	0	0	0	0	0	11	0	0	4	0	0	15	0	0
8TH GRADE TOTAL	0	0	0	1	0	0	0	0	0	17	0	0	5	0	0	23	0	0
9TH GRADE MALE	0	0	0	0	0	0	0	0	0	11	0	0	3	0	0	14	0	0
9TH GRADE FEMALE	0	0	0	0	0	0	0	0	0	6	0	0	0	0	0	6	0	0
9TH GRADE TOTAL	0	0	0	0	0	0	0	0	0	17	0	0	3	0	0	20	0	0
10TH GRADE MALE	0	0	0	1	0	0	0	0	0	11	0	0	1	0	0	13	0	0
10TH GRADE FEMALE	0	0	0	1	0	0	0	0	0	13	0	0	0	0	0	14	0	0
10TH GRADE TOTAL	0	0	0	2	0	0	0	0	0	24	0	0	1	0	0	27	0	0




8/17/2006 COLORADO DEPARTMENT OF EDUCATION
2004-2005 STATE DROPOUT COUNTS BY DISTRICT

	AMERICAN INDIAN OR ALASKAN NATIVE	AMERICAN INDIAN OR ALASKAN NATIVE	AMERICAN INDIAN OR ALASKAN NATIVE	ASIAN PACIFIC ISLANDER	ASIAN PACIFIC ISLANDER	ASIAN PACIFIC ISLANDER	BLACK NOT OF HISPANIC ORIGIN	BLACK NOT OF HISPANIC ORIGIN	BLACK NOT OF HISPANIC ORIGIN	WHITE NOT OF HISPANIC ORIGIN	WHITE NOT OF HISPANIC ORIGIN	WHITE NOT OF HISPANIC ORIGIN	HISPANIC	HISPANIC	HISPANIC	TOTALS	TOTALS	TOTALS		
	PUPIL COUNT	DROPOUTS	DROPOUT RATE	PUPIL COUNT	DROPOUTS	DROPOUT RATE	PUPIL COUNT	DROPOUTS	DROPOUT RATE	PUPIL COUNT	DROPOUTS	DROPOUT RATE	PUPIL COUNT	DROPOUTS	DROPOUT RATE	PUPIL COUNT	DROPOUTS	DROPOUT RATE		
11TH GRADE MALE	0	0	0	0	0	0	0	0	0	10	0	0	1	0	0	11	0	0		
11TH GRADE FEMALE	0	0	0	1	0	0	0	0	0	13	0	0	0	0	0	14	0	0		
11TH GRADE TOTAL	0	0	0	1	0	0	0	0	0	23	0	0	1	0	0	25	0	0		
12TH GRADE MALE	0	0	0	0	0	0	0	0	0	11	0	0	1	0	0	12	0	0		
12TH GRADE FEMALE	0	0	0	0	0	0	0	0	0	8	0	0	2	0	0	10	0	0		
12TH GRADE TOTAL	0	0	0	0	0	0	0	0	0	19	0	0	3	0	0	22	0	0		
DISTRICT TOTAL MALE	0	0	0	2	0	0	0	0	0	57	0	0	9	0	0	68	0	0		
DISTRICT TOTAL FEMALE	0	0	0	2	0	0	0	0	0	58	0	0	7	0	0	67	0	0		
DISTRICT TOTAL	0	0	0	4	0	0	0	0	0	115	0	0	16	0	0	135	0	0		
DISTRICT TOTALS (ALTERNATIVE SCHOOLS ONLY)																				
DISTRICT TOTAL MALE	0	0	0	0	0	0	0	0	0	0	0	0	0	0	0	0	0	0		
DISTRICT TOTAL FEMALE	0	0	0	0	0	0	0	0	0	0	0	0	0	0	0	0	0	0		
DISTRICT TOTAL	0	0	0	0	0	0	0	0	0	0	0	0	0	0	0	0	0	0		
COUNTY	10	CLEAR CREEK																		
DISTRICT:	0540	CLEAR CREEK RE-1																		
DISTRICT TOTALS (INCLUDING ALTERNATIVE SCHOOLS)																				
7TH GRADE MALE	0	0	0	2	0	0	2	0	0	45	0	0	3	0	0	52	0	0		
7TH GRADE FEMALE	0	0	0	1	0	0	1	0	0	33	0	0	0	0	0	35	0	0		
7TH GRADE TOTAL	0	0	0	3	0	0	3	0	0	78	0	0	3	0	0	87	0	0		
8TH GRADE MALE	2	0	0	1	0	0	0	0	0	49	0	0	1	0	0	53	0	0		
8TH GRADE FEMALE	1	1	100	0	0	0	0	0	0	48	0	0	1	0	0	50	1	2		
8TH GRADE TOTAL	3	1	33.3	1	0	0	0	0	0	97	0	0	2	0	0	103	1	1		
9TH GRADE MALE	0	0	0	0	0	0	1	0	0	48	2	4.2	2	0	0	51	2	3.9		
9TH GRADE FEMALE	4	0	0	0	0	0	2	0	0	50	3	6	5	0	0	61	3	4.9		
9TH GRADE TOTAL	4	0	0	0	0	0	3	0	0	98	5	5.1	7	0	0	112	5	4.5		
10TH GRADE MALE	2	0	0	0	0	0	0	0	0	50	0	0	4	0	0	56	0	0		
10TH GRADE FEMALE	1	0	0	0	0	0	0	0	0	45	0	0	1	0	0	47	0	0		
10TH GRADE TOTAL	3	0	0	0	0	0	0	0	0	95	0	0	5	0	0	103	0	0		
11TH GRADE MALE	0	0	0	2	0	0	0	0	0	47	0	0	1	0	0	50	0	0		
11TH GRADE FEMALE	0	0	0	1	0	0	1	0	0	32	3	9.4	3	0	0	37	3	8.1		
11TH GRADE TOTAL	0	0	0	3	0	0	1	0	0	79	3	3.8	4	0	0	87	3	3.4		
12TH GRADE MALE	1	0	0	0	0	0	1	0	0	38	3	7.9	1	0	0	41	3	7.3		
12TH GRADE FEMALE	2	0	0	1	0	0	0	0	0	33	1	3	1	0	0	37	1	2.7		
12TH GRADE TOTAL	3	0	0	1	0	0	1	0	0	71	4	5.6	2	0	0	78	4	5.1		
DISTRICT TOTAL MALE	5	0	0	5	0	0	4	0	0	277	5	1.8	12	0	0	303	5	1.7		
DISTRICT TOTAL FEMALE	8	1	12.5	3	0	0	4	0	0	241	7	2.9	11	0	0	267	8	3		
DISTRICT TOTAL	13	1	7.7	8	0	0	8	0	0	518	12	2.3	23	0	0	570	13	2.3		
DISTRICT TOTALS (EXCLUDING ALTERNATIVE SCHOOLS)																				
7TH GRADE MALE	0	0	0	2	0	0	2	0	0	45	0	0	3	0	0	52	0	0		
7TH GRADE FEMALE	0	0	0	1	0	0	1	0	0	33	0	0	0	0	0	35	0	0		
7TH GRADE TOTAL	0	0	0	3	0	0	3	0	0	78	0	0	3	0	0	87	0	0		
8TH GRADE MALE	2	0	0	1	0	0	0	0	0	49	0	0	1	0	0	53	0	0		
8TH GRADE FEMALE	1	1	100	0	0	0	0	0	0	48	0	0	1	0	0	50	1	2		
8TH GRADE TOTAL	3	1	33.3	1	0	0	0	0	0	97	0	0	2	0	0	103	1	1		
9TH GRADE MALE	0	0	0	0	0	0	1	0	0	48	2	4.2	2	0	0	51	2	3.9		
9TH GRADE FEMALE	4	0	0	0	0	0	2	0	0	50	3	6	5	0	0	61	3	4.9		
9TH GRADE TOTAL	4	0	0	0	0	0	3	0	0	98	5	5.1	7	0	0	112	5	4.5		
10TH GRADE MALE	2	0	0	0	0	0	0	0	0	50	0	0	4	0	0	56	0	0		
10TH GRADE FEMALE	1	0	0	0	0	0	0	0	0	45	0	0	1	0	0	47	0	0		
10TH GRADE TOTAL	3	0	0	0	0	0	0	0	0	95	0	0	5	0	0	103	0	0		
11TH GRADE MALE	0	0	0	2	0	0	0	0	0	47	0	0	1	0	0	50	0	0		
11TH GRADE FEMALE	0	0	0	1	0	0	1	0	0	32	3	9.4	3	0	0	37	3	8.1		
11TH GRADE TOTAL	0	0	0	3	0	0	1	0	0	79	3	3.8	4	0	0	87	3	3.4		




8/17/2006 COLORADO DEPARTMENT OF EDUCATION
2004-2005 STATE DROPOUT COUNTS BY DISTRICT

	AMERICAN INDIAN OR ALASKAN NATIVE	AMERICAN INDIAN OR ALASKAN NATIVE	AMERICAN INDIAN OR ALASKAN NATIVE	ASIAN PACIFIC ISLANDER	ASIAN PACIFIC ISLANDER	ASIAN PACIFIC ISLANDER	BLACK NOT OF HISPANIC ORIGIN	BLACK NOT OF HISPANIC ORIGIN	BLACK NOT OF HISPANIC ORIGIN	WHITE NOT OF HISPANIC ORIGIN	WHITE NOT OF HISPANIC ORIGIN	WHITE NOT OF HISPANIC ORIGIN	HISPANIC	HISPANIC	HISPANIC	TOTALS	TOTALS	TOTALS		
	PUPIL COUNT	DROPOUTS	DROPOUT RATE	PUPIL COUNT	DROPOUTS	DROPOUT RATE	PUPIL COUNT	DROPOUTS	DROPOUT RATE	PUPIL COUNT	DROPOUTS	DROPOUT RATE	PUPIL COUNT	DROPOUTS	DROPOUT RATE	PUPIL COUNT	DROPOUTS	DROPOUT RATE		
12TH GRADE MALE	1	0	0	0	0	0	1	0	0	38	3	7.9	1	0	0	41	3	7.3		
12TH GRADE FEMALE	2	0	0	1	0	0	0	0	0	33	1	3	1	0	0	37	1	2.7		
12TH GRADE TOTAL	3	0	0	1	0	0	1	0	0	71	4	5.6	2	0	0	78	4	5.1		
DISTRICT TOTAL MALE	5	0	0	5	0	0	4	0	0	277	5	1.8	12	0	0	303	5	1.7		
DISTRICT TOTAL FEMALE	8	1	12.5	3	0	0	4	0	0	241	7	2.9	11	0	0	267	8	3		
DISTRICT TOTAL	13	1	7.7	8	0	0	8	0	0	518	12	2.3	23	0	0	570	13	2.3		
DISTRICT TOTALS (ALTERNATIVE SCHOOLS ONLY)																				
DISTRICT TOTAL MALE	0	0	0	0	0	0	0	0	0	0	0	0	0	0	0	0	0	0		
DISTRICT TOTAL FEMALE	0	0	0	0	0	0	0	0	0	0	0	0	0	0	0	0	0	0		
DISTRICT TOTAL	0	0	0	0	0	0	0	0	0	0	0	0	0	0	0	0	0	0		
COUNTY	11	CONEJOS																		
DISTRICT:	0550	NORTH CONEJOS RE-1J																		
DISTRICT TOTALS (INCLUDING ALTERNATIVE SCHOOLS)																				
7TH GRADE MALE	1	0	0	0	0	0	1	0	0	24	0	0	25	1	4	51	1	2		
7TH GRADE FEMALE	0	0	0	0	0	0	0	0	0	21	0	0	20	0	0	41	0	0		
7TH GRADE TOTAL	1	0	0	0	0	0	1	0	0	45	0	0	45	1	2.2	92	1	1.1		
8TH GRADE MALE	0	0	0	0	0	0	2	0	0	14	0	0	32	1	3.1	48	1	2.1		
8TH GRADE FEMALE	0	0	0	0	0	0	0	0	0	19	0	0	39	0	0	58	0	0		
8TH GRADE TOTAL	0	0	0	0	0	0	2	0	0	33	0	0	71	1	1.4	106	1	0.9		
9TH GRADE MALE	0	0	0	0	0	0	1	0	0	25	0	0	23	2	8.7	49	2	4.1		
9TH GRADE FEMALE	0	0	0	0	0	0	0	0	0	30	0	0	33	1	3	63	1	1.6		
9TH GRADE TOTAL	0	0	0	0	0	0	1	0	0	55	0	0	56	3	5.4	112	3	2.7		
10TH GRADE MALE	0	0	0	0	0	0	0	0	0	20	0	0	38	2	5.3	58	2	3.4		
10TH GRADE FEMALE	1	0	0	0	0	0	0	0	0	30	0	0	22	1	4.5	53	1	1.9		
10TH GRADE TOTAL	1	0	0	0	0	0	0	0	0	50	0	0	60	3	5	111	3	2.7		
11TH GRADE MALE	0	0	0	0	0	0	0	0	0	23	0	0	37	1	2.7	60	1	1.7		
11TH GRADE FEMALE	0	0	0	0	0	0	0	0	0	23	0	0	32	0	0	55	0	0		
11TH GRADE TOTAL	0	0	0	0	0	0	0	0	0	46	0	0	69	1	1.4	115	1	0.9		
12TH GRADE MALE	0	0	0	0	0	0	2	0	0	23	2	8.7	36	5	13.9	61	7	11.5		
12TH GRADE FEMALE	0	0	0	0	0	0	0	0	0	33	0	0	30	3	10	63	3	4.8		
12TH GRADE TOTAL	0	0	0	0	0	0	2	0	0	56	2	3.6	66	8	12.1	124	10	8.1		
DISTRICT TOTAL MALE	1	0	0	0	0	0	6	0	0	129	2	1.6	191	12	6.3	327	14	4.3		
DISTRICT TOTAL FEMALE	1	0	0	0	0	0	0	0	0	156	0	0	176	5	2.8	333	5	1.5		
DISTRICT TOTAL	2	0	0	0	0	0	6	0	0	285	2	0.7	367	17	4.6	660	19	2.9		
DISTRICT TOTALS (EXCLUDING ALTERNATIVE SCHOOLS)																				
7TH GRADE MALE	1	0	0	0	0	0	1	0	0	24	0	0	25	1	4	51	1	2		
7TH GRADE FEMALE	0	0	0	0	0	0	0	0	0	21	0	0	20	0	0	41	0	0		
7TH GRADE TOTAL	1	0	0	0	0	0	1	0	0	45	0	0	45	1	2.2	92	1	1.1		
8TH GRADE MALE	0	0	0	0	0	0	2	0	0	14	0	0	29	1	3.4	45	1	2.2		
8TH GRADE FEMALE	0	0	0	0	0	0	0	0	0	19	0	0	36	0	0	55	0	0		
8TH GRADE TOTAL	0	0	0	0	0	0	2	0	0	33	0	0	65	1	1.5	100	1	1		
9TH GRADE MALE	0	0	0	0	0	0	1	0	0	25	0	0	19	1	5.3	45	1	2.2		
9TH GRADE FEMALE	0	0	0	0	0	0	0	0	0	26	0	0	28	1	3.6	54	1	1.9		
9TH GRADE TOTAL	0	0	0	0	0	0	1	0	0	51	0	0	47	2	4.3	99	2	2		
10TH GRADE MALE	0	0	0	0	0	0	0	0	0	19	0	0	29	2	6.9	48	2	4.2		
10TH GRADE FEMALE	1	0	0	0	0	0	0	0	0	29	0	0	18	1	5.6	48	1	2.1		
10TH GRADE TOTAL	1	0	0	0	0	0	0	0	0	48	0	0	47	3	6.4	96	3	3.1		
11TH GRADE MALE	0	0	0	0	0	0	0	0	0	20	0	0	26	0	0	46	0	0		
11TH GRADE FEMALE	0	0	0	0	0	0	0	0	0	23	0	0	24	0	0	47	0	0		
11TH GRADE TOTAL	0	0	0	0	0	0	0	0	0	43	0	0	50	0	0	93	0	0		
12TH GRADE MALE	0	0	0	0	0	0	2	0	0	19	0	0	16	1	6.3	37	1	2.7		
12TH GRADE FEMALE	0	0	0	0	0	0	0	0	0	30	0	0	14	0	0	44	0	0		
12TH GRADE TOTAL	0	0	0	0	0	0	2	0	0	49	0	0	30	1	3.3	81	1	1.2		




8/17/2006 COLORADO DEPARTMENT OF EDUCATION
2004-2005 STATE DROPOUT COUNTS BY DISTRICT

	AMERICAN INDIAN OR ALASKAN NATIVE	AMERICAN INDIAN OR ALASKAN NATIVE	AMERICAN INDIAN OR ALASKAN NATIVE	ASIAN PACIFIC ISLANDER	ASIAN PACIFIC ISLANDER	ASIAN PACIFIC ISLANDER	BLACK NOT OF HISPANIC ORIGIN	BLACK NOT OF HISPANIC ORIGIN	BLACK NOT OF HISPANIC ORIGIN	WHITE NOT OF HISPANIC ORIGIN	WHITE NOT OF HISPANIC ORIGIN	WHITE NOT OF HISPANIC ORIGIN	HISPANIC	HISPANIC	HISPANIC	TOTALS	TOTALS	TOTALS	
	PUPIL COUNT	DROPOUTS	DROPOUT RATE	PUPIL COUNT	DROPOUTS	DROPOUT RATE	PUPIL COUNT	DROPOUTS	DROPOUT RATE	PUPIL COUNT	DROPOUTS	DROPOUT RATE	PUPIL COUNT	DROPOUTS	DROPOUT RATE	PUPIL COUNT	DROPOUTS	DROPOUT RATE	
DISTRICT TOTAL MALE	1	0	0	0	0	0	6	0	0	121	0	0	144	6	4.2	272	6	2.2	
DISTRICT TOTAL FEMALE	1	0	0	0	0	0	0	0	0	148	0	0	140	2	1.4	289	2	0.7	
DISTRICT TOTAL	2	0	0	0	0	0	6	0	0	269	0	0	284	8	2.8	561	8	1.4	
DISTRICT TOTALS (ALTERNATIVE SCHOOLS ONLY)																			
8TH GRADE MALE	0	0	0	0	0	0	0	0	0	0	0	0	3	0	0	3	0	0	
8TH GRADE FEMALE	0	0	0	0	0	0	0	0	0	0	0	0	3	0	0	3	0	0	
8TH GRADE TOTAL	0	0	0	0	0	0	0	0	0	0	0	0	6	0	0	6	0	0	
9TH GRADE MALE	0	0	0	0	0	0	0	0	0	0	0	0	4	1	25	4	1	25	
9TH GRADE FEMALE	0	0	0	0	0	0	0	0	0	4	0	0	5	0	0	9	0	0	
9TH GRADE TOTAL	0	0	0	0	0	0	0	0	0	4	0	0	9	1	11.1	13	1	7.7	
10TH GRADE MALE	0	0	0	0	0	0	0	0	0	1	0	0	9	0	0	10	0	0	
10TH GRADE FEMALE	0	0	0	0	0	0	0	0	0	1	0	0	4	0	0	5	0	0	
10TH GRADE TOTAL	0	0	0	0	0	0	0	0	0	2	0	0	13	0	0	15	0	0	
11TH GRADE MALE	0	0	0	0	0	0	0	0	0	3	0	0	11	1	9.1	14	1	7.1	
11TH GRADE FEMALE	0	0	0	0	0	0	0	0	0	0	0	0	8	0	0	8	0	0	
11TH GRADE TOTAL	0	0	0	0	0	0	0	0	0	3	0	0	19	1	5.3	22	1	4.5	
12TH GRADE MALE	0	0	0	0	0	0	0	0	0	4	2	50	20	4	20	24	6	25	
12TH GRADE FEMALE	0	0	0	0	0	0	0	0	0	3	0	0	16	3	18.8	19	3	15.8	
12TH GRADE TOTAL	0	0	0	0	0	0	0	0	0	7	2	28.6	36	7	19.4	43	9	20.9	
DISTRICT TOTAL MALE	0	0	0	0	0	0	0	0	0	8	2	25	47	6	12.8	55	8	14.5	
DISTRICT TOTAL FEMALE	0	0	0	0	0	0	0	0	0	8	0	0	36	3	8.3	44	3	6.8	
DISTRICT TOTAL	0	0	0	0	0	0	0	0	0	16	2	12.5	83	9	10.8	99	11	11.1	
DISTRICT:	0560	SANFORD 6J																	
DISTRICT TOTALS (INCLUDING ALTERNATIVE SCHOOLS)																			
7TH GRADE MALE	0	0	0	0	0	0	0	0	0	11	0	0	4	0	0	15	0	0	
7TH GRADE FEMALE	0	0	0	0	0	0	0	0	0	9	0	0	7	0	0	16	0	0	
7TH GRADE TOTAL	0	0	0	0	0	0	0	0	0	20	0	0	11	0	0	31	0	0	
8TH GRADE MALE	0	0	0	0	0	0	0	0	0	8	0	0	6	0	0	14	0	0	
8TH GRADE FEMALE	0	0	0	0	0	0	0	0	0	11	0	0	6	0	0	17	0	0	
8TH GRADE TOTAL	0	0	0	0	0	0	0	0	0	19	0	0	12	0	0	31	0	0	
9TH GRADE MALE	0	0	0	0	0	0	0	0	0	10	0	0	9	1	11.1	19	1	5.3	
9TH GRADE FEMALE	0	0	0	0	0	0	0	0	0	7	0	0	4	0	0	11	0	0	
9TH GRADE TOTAL	0	0	0	0	0	0	0	0	0	17	0	0	13	1	7.7	30	1	3.3	
10TH GRADE MALE	0	0	0	0	0	0	0	0	0	11	0	0	4	0	0	15	0	0	
10TH GRADE FEMALE	0	0	0	0	0	0	0	0	0	7	0	0	6	0	0	13	0	0	
10TH GRADE TOTAL	0	0	0	0	0	0	0	0	0	18	0	0	10	0	0	28	0	0	
11TH GRADE MALE	0	0	0	0	0	0	0	0	0	15	0	0	10	1	10	25	1	4	
11TH GRADE FEMALE	0	0	0	0	0	0	0	0	0	11	0	0	9	0	0	20	0	0	
11TH GRADE TOTAL	0	0	0	0	0	0	0	0	0	26	0	0	19	1	5.3	45	1	2.2	
12TH GRADE MALE	0	0	0	0	0	0	0	0	0	5	0	0	5	0	0	10	0	0	
12TH GRADE FEMALE	0	0	0	0	0	0	0	0	0	10	0	0	4	0	0	14	0	0	
12TH GRADE TOTAL	0	0	0	0	0	0	0	0	0	15	0	0	9	0	0	24	0	0	
DISTRICT TOTAL MALE	0	0	0	0	0	0	0	0	0	60	0	0	38	2	5.3	98	2	2	
DISTRICT TOTAL FEMALE	0	0	0	0	0	0	0	0	0	55	0	0	36	0	0	91	0	0	
DISTRICT TOTAL	0	0	0	0	0	0	0	0	0	115	0	0	74	2	2.7	189	2	1.1	
DISTRICT TOTALS (EXCLUDING ALTERNATIVE SCHOOLS)																			
7TH GRADE MALE	0	0	0	0	0	0	0	0	0	11	0	0	4	0	0	15	0	0	
7TH GRADE FEMALE	0	0	0	0	0	0	0	0	0	9	0	0	7	0	0	16	0	0	
7TH GRADE TOTAL	0	0	0	0	0	0	0	0	0	20	0	0	11	0	0	31	0	0	
8TH GRADE MALE	0	0	0	0	0	0	0	0	0	8	0	0	6	0	0	14	0	0	
8TH GRADE FEMALE	0	0	0	0	0	0	0	0	0	11	0	0	6	0	0	17	0	0	
8TH GRADE TOTAL	0	0	0	0	0	0	0	0	0	19	0	0	12	0	0	31	0	0	
9TH GRADE MALE	0	0	0	0	0	0	0	0	0	10	0	0	9	1	11.1	19	1	5.3	




8/17/2006 COLORADO DEPARTMENT OF EDUCATION
2004-2005 STATE DROPOUT COUNTS BY DISTRICT

	AMERICAN INDIAN OR ALASKAN NATIVE	AMERICAN INDIAN OR ALASKAN NATIVE	AMERICAN INDIAN OR ALASKAN NATIVE	ASIAN PACIFIC ISLANDER	ASIAN PACIFIC ISLANDER	ASIAN PACIFIC ISLANDER	BLACK NOT OF HISPANIC ORIGIN	BLACK NOT OF HISPANIC ORIGIN	BLACK NOT OF HISPANIC ORIGIN	WHITE NOT OF HISPANIC ORIGIN	WHITE NOT OF HISPANIC ORIGIN	WHITE NOT OF HISPANIC ORIGIN	HISPANIC	HISPANIC	HISPANIC	TOTALS	TOTALS	TOTALS
	PUPIL COUNT	DROPOUTS	DROPOUT RATE	PUPIL COUNT	DROPOUTS	DROPOUT RATE	PUPIL COUNT	DROPOUTS	DROPOUT RATE	PUPIL COUNT	DROPOUTS	DROPOUT RATE	PUPIL COUNT	DROPOUTS	DROPOUT RATE	PUPIL COUNT	DROPOUTS	DROPOUT RATE
9TH GRADE FEMALE	0	0	0	0	0	0	0	0	0	7	0	0	4	0	0	11	0	0
9TH GRADE TOTAL	0	0	0	0	0	0	0	0	0	17	0	0	13	1	7.7	30	1	3.3
10TH GRADE MALE	0	0	0	0	0	0	0	0	0	11	0	0	4	0	0	15	0	0
10TH GRADE FEMALE	0	0	0	0	0	0	0	0	0	7	0	0	6	0	0	13	0	0
10TH GRADE TOTAL	0	0	0	0	0	0	0	0	0	18	0	0	10	0	0	28	0	0
11TH GRADE MALE	0	0	0	0	0	0	0	0	0	15	0	0	10	1	10	25	1	4
11TH GRADE FEMALE	0	0	0	0	0	0	0	0	0	11	0	0	9	0	0	20	0	0
11TH GRADE TOTAL	0	0	0	0	0	0	0	0	0	26	0	0	19	1	5.3	45	1	2.2
12TH GRADE MALE	0	0	0	0	0	0	0	0	0	5	0	0	5	0	0	10	0	0
12TH GRADE FEMALE	0	0	0	0	0	0	0	0	0	10	0	0	4	0	0	14	0	0
12TH GRADE TOTAL	0	0	0	0	0	0	0	0	0	15	0	0	9	0	0	24	0	0
DISTRICT TOTAL MALE	0	0	0	0	0	0	0	0	0	60	0	0	38	2	5.3	98	2	2
DISTRICT TOTAL FEMALE	0	0	0	0	0	0	0	0	0	55	0	0	36	0	0	91	0	0
DISTRICT TOTAL	0	0	0	0	0	0	0	0	0	115	0	0	74	2	2.7	189	2	1.1
DISTRICT TOTALS (ALTERNATIVE SCHOOLS ONLY)																		
DISTRICT TOTAL MALE	0	0	0	0	0	0	0	0	0	0	0	0	0	0	0	0	0	0
DISTRICT TOTAL FEMALE	0	0	0	0	0	0	0	0	0	0	0	0	0	0	0	0	0	0
DISTRICT TOTAL	0	0	0	0	0	0	0	0	0	0	0	0	0	0	0	0	0	0
DISTRICT: 0580 SOUTH CONEJOS RE-10																		
DISTRICT TOTALS (INCLUDING ALTERNATIVE SCHOOLS)																		
7TH GRADE MALE	0	0	0	0	0	0	0	0	0	2	0	0	20	0	0	22	0	0
7TH GRADE FEMALE	0	0	0	0	0	0	1	0	0	2	0	0	9	0	0	12	0	0
7TH GRADE TOTAL	0	0	0	0	0	0	1	0	0	4	0	0	29	0	0	34	0	0
8TH GRADE MALE	0	0	0	0	0	0	1	0	0	0	0	0	7	0	0	8	0	0
8TH GRADE FEMALE	0	0	0	0	0	0	0	0	0	0	0	0	7	0	0	7	0	0
8TH GRADE TOTAL	0	0	0	0	0	0	1	0	0	0	0	0	14	0	0	15	0	0
9TH GRADE MALE	0	0	0	0	0	0	0	0	0	1	0	0	18	0	0	19	0	0
9TH GRADE FEMALE	0	0	0	0	0	0	0	0	0	1	0	0	12	0	0	13	0	0
9TH GRADE TOTAL	0	0	0	0	0	0	0	0	0	2	0	0	30	0	0	32	0	0
10TH GRADE MALE	0	0	0	0	0	0	0	0	0	1	0	0	22	3	13.6	23	3	13
10TH GRADE FEMALE	0	0	0	0	0	0	1	0	0	4	0	0	13	0	0	18	0	0
10TH GRADE TOTAL	0	0	0	0	0	0	1	0	0	5	0	0	35	3	8.6	41	3	7.3
11TH GRADE MALE	0	0	0	0	0	0	0	0	0	0	0	0	10	0	0	10	0	0
11TH GRADE FEMALE	0	0	0	0	0	0	1	0	0	1	0	0	15	0	0	17	0	0
11TH GRADE TOTAL	0	0	0	0	0	0	1	0	0	1	0	0	25	0	0	27	0	0
12TH GRADE MALE	0	0	0	0	0	0	0	0	0	0	0	0	12	0	0	12	0	0
12TH GRADE FEMALE	0	0	0	0	0	0	0	0	0	2	0	0	9	0	0	11	0	0
12TH GRADE TOTAL	0	0	0	0	0	0	0	0	0	2	0	0	21	0	0	23	0	0
DISTRICT TOTAL MALE	0	0	0	0	0	0	1	0	0	4	0	0	89	3	3.4	94	3	3.2
DISTRICT TOTAL FEMALE	0	0	0	0	0	0	3	0	0	10	0	0	65	0	0	78	0	0
DISTRICT TOTAL	0	0	0	0	0	0	4	0	0	14	0	0	154	3	1.9	172	3	1.7
DISTRICT TOTALS (EXCLUDING ALTERNATIVE SCHOOLS)																		
7TH GRADE MALE	0	0	0	0	0	0	0	0	0	2	0	0	20	0	0	22	0	0
7TH GRADE FEMALE	0	0	0	0	0	0	1	0	0	2	0	0	9	0	0	12	0	0
7TH GRADE TOTAL	0	0	0	0	0	0	1	0	0	4	0	0	29	0	0	34	0	0
8TH GRADE MALE	0	0	0	0	0	0	1	0	0	0	0	0	7	0	0	8	0	0
8TH GRADE FEMALE	0	0	0	0	0	0	0	0	0	0	0	0	7	0	0	7	0	0
8TH GRADE TOTAL	0	0	0	0	0	0	1	0	0	0	0	0	14	0	0	15	0	0
9TH GRADE MALE	0	0	0	0	0	0	0	0	0	1	0	0	18	0	0	19	0	0
9TH GRADE FEMALE	0	0	0	0	0	0	0	0	0	1	0	0	12	0	0	13	0	0
9TH GRADE TOTAL	0	0	0	0	0	0	0	0	0	2	0	0	30	0	0	32	0	0
10TH GRADE MALE	0	0	0	0	0	0	0	0	0	1	0	0	22	3	13.6	23	3	13
10TH GRADE FEMALE	0	0	0	0	0	0	1	0	0	4	0	0	13	0	0	18	0	0




8/17/2006 COLORADO DEPARTMENT OF EDUCATION
2004-2005 STATE DROPOUT COUNTS BY DISTRICT

	AMERICAN INDIAN OR ALASKAN NATIVE	AMERICAN INDIAN OR ALASKAN NATIVE	AMERICAN INDIAN OR ALASKAN NATIVE	ASIAN PACIFIC ISLANDER	ASIAN PACIFIC ISLANDER	ASIAN PACIFIC ISLANDER	BLACK NOT OF HISPANIC ORIGIN	BLACK NOT OF HISPANIC ORIGIN	BLACK NOT OF HISPANIC ORIGIN	WHITE NOT OF HISPANIC ORIGIN	WHITE NOT OF HISPANIC ORIGIN	WHITE NOT OF HISPANIC ORIGIN	HISPANIC	HISPANIC	HISPANIC	TOTALS	TOTALS	TOTALS		
	PUPIL COUNT	DROPOUTS	DROPOUT RATE	PUPIL COUNT	DROPOUTS	DROPOUT RATE	PUPIL COUNT	DROPOUTS	DROPOUT RATE	PUPIL COUNT	DROPOUTS	DROPOUT RATE	PUPIL COUNT	DROPOUTS	DROPOUT RATE	PUPIL COUNT	DROPOUTS	DROPOUT RATE		
10TH GRADE TOTAL	0	0	0	0	0	0	1	0	0	5	0	0	35	3	8.6	41	3	7.3		
11TH GRADE MALE	0	0	0	0	0	0	0	0	0	0	0	0	10	0	0	10	0	0		
11TH GRADE FEMALE	0	0	0	0	0	0	1	0	0	1	0	0	15	0	0	17	0	0		
11TH GRADE TOTAL	0	0	0	0	0	0	1	0	0	1	0	0	25	0	0	27	0	0		
12TH GRADE MALE	0	0	0	0	0	0	0	0	0	0	0	0	12	0	0	12	0	0		
12TH GRADE FEMALE	0	0	0	0	0	0	0	0	0	2	0	0	9	0	0	11	0	0		
12TH GRADE TOTAL	0	0	0	0	0	0	0	0	0	2	0	0	21	0	0	23	0	0		
DISTRICT TOTAL MALE	0	0	0	0	0	0	1	0	0	4	0	0	89	3	3.4	94	3	3.2		
DISTRICT TOTAL FEMALE	0	0	0	0	0	0	3	0	0	10	0	0	65	0	0	78	0	0		
DISTRICT TOTAL	0	0	0	0	0	0	4	0	0	14	0	0	154	3	1.9	172	3	1.7		
DISTRICT TOTALS (ALTERNATIVE SCHOOLS ONLY)																				
DISTRICT TOTAL MALE	0	0	0	0	0	0	0	0	0	0	0	0	0	0	0	0	0	0		
DISTRICT TOTAL FEMALE	0	0	0	0	0	0	0	0	0	0	0	0	0	0	0	0	0	0		
DISTRICT TOTAL	0	0	0	0	0	0	0	0	0	0	0	0	0	0	0	0	0	0		
COUNTY	12	COSTILLA																		
DISTRICT:	0640	CENTENNIAL R-1																		
DISTRICT TOTALS (INCLUDING ALTERNATIVE SCHOOLS)																				
7TH GRADE MALE	0	0	0	0	0	0	0	0	0	1	0	0	8	0	0	9	0	0		
7TH GRADE FEMALE	1	0	0	0	0	0	0	0	0	0	0	0	7	0	0	8	0	0		
7TH GRADE TOTAL	1	0	0	0	0	0	0	0	0	1	0	0	15	0	0	17	0	0		
8TH GRADE MALE	0	0	0	0	0	0	0	0	0	2	0	0	17	1	5.9	20	1	5		
8TH GRADE FEMALE	0	0	0	1	1	100	0	0	0	1	0	0	11	1	9.1	13	2	15.4		
8TH GRADE TOTAL	0	0	0	2	1	50	0	0	0	3	0	0	28	2	7.1	33	3	9.1		
9TH GRADE MALE	1	0	0	0	0	0	0	0	0	2	0	0	9	0	0	12	0	0		
9TH GRADE FEMALE	1	0	0	0	0	0	0	0	0	2	0	0	9	0	0	12	0	0		
9TH GRADE TOTAL	2	0	0	0	0	0	0	0	0	4	0	0	18	0	0	24	0	0		
10TH GRADE MALE	1	1	100	1	0	0	0	0	0	1	1	100	17	0	0	20	2	10		
10TH GRADE FEMALE	1	0	0	0	0	0	0	0	0	4	0	0	12	0	0	17	0	0		
10TH GRADE TOTAL	2	1	50	1	0	0	0	0	0	5	1	20	29	0	0	37	2	5.4		
11TH GRADE MALE	0	0	0	0	0	0	0	0	0	1	0	0	16	0	0	17	0	0		
11TH GRADE FEMALE	0	0	0	0	0	0	0	0	0	1	0	0	13	1	7.7	14	1	7.1		
11TH GRADE TOTAL	0	0	0	0	0	0	0	0	0	2	0	0	29	1	3.4	31	1	3.2		
12TH GRADE MALE	2	0	0	0	0	0	0	0	0	0	0	0	5	0	0	7	0	0		
12TH GRADE FEMALE	0	0	0	0	0	0	0	0	0	0	0	0	6	0	0	6	0	0		
12TH GRADE TOTAL	2	0	0	0	0	0	0	0	0	0	0	0	11	0	0	13	0	0		
DISTRICT TOTAL MALE	4	1	25	2	0	0	0	0	0	7	1	14.3	72	1	1.4	85	3	3.5		
DISTRICT TOTAL FEMALE	3	0	0	1	1	100	0	0	0	8	0	0	58	2	3.4	70	3	4.3		
DISTRICT TOTAL	7	1	14.3	3	1	33.3	0	0	0	15	1	6.7	130	3	2.3	155	6	3.9		
DISTRICT TOTALS (EXCLUDING ALTERNATIVE SCHOOLS)																				
7TH GRADE MALE	0	0	0	0	0	0	0	0	0	1	0	0	8	0	0	9	0	0		
7TH GRADE FEMALE	1	0	0	0	0	0	0	0	0	0	0	0	7	0	0	8	0	0		
7TH GRADE TOTAL	1	0	0	0	0	0	0	0	0	1	0	0	15	0	0	17	0	0		
8TH GRADE MALE	0	0	0	1	0	0	0	0	0	2	0	0	17	1	5.9	20	1	5		
8TH GRADE FEMALE	0	0	0	1	1	100	0	0	0	1	0	0	11	1	9.1	13	2	15.4		
8TH GRADE TOTAL	0	0	0	2	1	50	0	0	0	3	0	0	28	2	7.1	33	3	9.1		
9TH GRADE MALE	1	0	0	0	0	0	0	0	0	2	0	0	9	0	0	12	0	0		
9TH GRADE FEMALE	1	0	0	0	0	0	0	0	0	2	0	0	9	0	0	12	0	0		
9TH GRADE TOTAL	2	0	0	0	0	0	0	0	0	4	0	0	18	0	0	24	0	0		
10TH GRADE MALE	1	1	100	1	0	0	0	0	0	1	1	100	17	0	0	20	2	10		
10TH GRADE FEMALE	1	0	0	0	0	0	0	0	0	4	0	0	12	0	0	17	0	0		
10TH GRADE TOTAL	2	1	50	1	0	0	0	0	0	5	1	20	29	0	0	37	2	5.4		
11TH GRADE MALE	0	0	0	0	0	0	0	0	0	1	0	0	16	0	0	17	0	0		
11TH GRADE FEMALE	0	0	0	0	0	0	0	0	0	1	0	0	13	1	7.7	14	1	7.1		



8/17/2006 COLORADO DEPARTMENT OF EDUCATION
2004-2005 STATE DROPOUT COUNTS BY DISTRICT


	AMERICAN INDIAN OR ALASKAN NATIVE	AMERICAN INDIAN OR ALASKAN NATIVE	AMERICAN INDIAN OR ALASKAN NATIVE	ASIAN PACIFIC ISLANDER	ASIAN PACIFIC ISLANDER	ASIAN PACIFIC ISLANDER	BLACK NOT OF HISPANIC ORIGIN	BLACK NOT OF HISPANIC ORIGIN	BLACK NOT OF HISPANIC ORIGIN	WHITE NOT OF HISPANIC ORIGIN	WHITE NOT OF HISPANIC ORIGIN	WHITE NOT OF HISPANIC ORIGIN	HISPANIC	HISPANIC	HISPANIC	TOTALS	TOTALS	TOTALS	
	PUPIL COUNT	DROPOUTS	DROPOUT RATE	PUPIL COUNT	DROPOUTS	DROPOUT RATE	PUPIL COUNT	DROPOUTS	DROPOUT RATE	PUPIL COUNT	DROPOUTS	DROPOUT RATE	PUPIL COUNT	DROPOUTS	DROPOUT RATE	PUPIL COUNT	DROPOUTS	DROPOUT RATE	
11TH GRADE TOTAL	0	0	0	0	0	0	0	0	0	2	0	0	29	1	3.4	31	1	3.2	
12TH GRADE MALE	2	0	0	0	0	0	0	0	0	0	0	0	5	0	0	7	0	0	
12TH GRADE FEMALE	0	0	0	0	0	0	0	0	0	0	0	0	6	0	0	6	0	0	
12TH GRADE TOTAL	2	0	0	0	0	0	0	0	0	0	0	0	11	0	0	13	0	0	
DISTRICT TOTAL MALE	4	1	25	2	0	0	0	0	0	7	1	14.3	72	1	1.4	85	3	3.5	
DISTRICT TOTAL FEMALE	3	0	0	1	1	100	0	0	0	8	0	0	58	2	3.4	70	3	4.3	
DISTRICT TOTAL	7	1	14.3	3	1	33.3	0	0	0	15	1	6.7	130	3	2.3	155	6	3.9	
DISTRICT TOTALS (ALTERNATIVE SCHOOLS ONLY)																			
DISTRICT TOTAL MALE	0	0	0	0	0	0	0	0	0	0	0	0	0	0	0	0	0	0	
DISTRICT TOTAL FEMALE	0	0	0	0	0	0	0	0	0	0	0	0	0	0	0	0	0	0	
DISTRICT TOTAL	0	0	0	0	0	0	0	0	0	0	0	0	0	0	0	0	0	0	
DISTRICT: 0740 SIERRA GRANDE R-30																			
DISTRICT TOTALS (INCLUDING ALTERNATIVE SCHOOLS)																			
7TH GRADE MALE	0	0	0	0	0	0	0	0	0	5	0	0	9	0	0	14	0	0	
7TH GRADE FEMALE	0	0	0	0	0	0	0	0	0	4	0	0	11	0	0	15	0	0	
7TH GRADE TOTAL	0	0	0	0	0	0	0	0	0	9	0	0	20	0	0	29	0	0	
8TH GRADE MALE	0	0	0	0	0	0	0	0	0	6	0	0	9	0	0	15	0	0	
8TH GRADE FEMALE	0	0	0	2	0	0	0	0	0	6	0	0	9	0	0	17	0	0	
8TH GRADE TOTAL	0	0	0	2	0	0	0	0	0	12	0	0	18	0	0	32	0	0	
9TH GRADE MALE	0	0	0	0	0	0	0	0	0	2	0	0	5	0	0	7	0	0	
9TH GRADE FEMALE	0	0	0	2	0	0	0	0	0	4	0	0	10	0	0	16	0	0	
9TH GRADE TOTAL	0	0	0	2	0	0	0	0	0	6	0	0	15	0	0	23	0	0	
10TH GRADE MALE	0	0	0	1	0	0	0	0	0	5	0	0	7	0	0	13	0	0	
10TH GRADE FEMALE	0	0	0	1	0	0	0	0	0	3	0	0	4	0	0	8	0	0	
10TH GRADE TOTAL	0	0	0	2	0	0	0	0	0	8	0	0	11	0	0	21	0	0	
11TH GRADE MALE	0	0	0	0	0	0	0	0	0	2	0	0	8	0	0	10	0	0	
11TH GRADE FEMALE	0	0	0	0	0	0	0	0	0	4	1	25	12	0	0	16	1	6.3	
11TH GRADE TOTAL	0	0	0	0	0	0	0	0	0	6	1	16.7	20	0	0	26	1	3.8	
12TH GRADE MALE	0	0	0	0	0	0	1	0	0	3	0	0	8	0	0	12	0	0	
12TH GRADE FEMALE	0	0	0	0	0	0	0	0	0	4	1	25	6	0	0	10	1	10	
12TH GRADE TOTAL	0	0	0	0	0	0	1	0	0	7	1	14.3	14	0	0	22	1	4.5	
DISTRICT TOTAL MALE	0	0	0	1	0	0	1	0	0	23	0	0	46	0	0	71	0	0	
DISTRICT TOTAL FEMALE	0	0	0	5	0	0	0	0	0	25	2	8	52	0	0	82	2	2.4	
DISTRICT TOTAL	0	0	0	6	0	0	1	0	0	48	2	4.2	98	0	0	153	2	1.3	
DISTRICT TOTALS (EXCLUDING ALTERNATIVE SCHOOLS)																			
7TH GRADE MALE	0	0	0	0	0	0	0	0	0	5	0	0	9	0	0	14	0	0	
7TH GRADE FEMALE	0	0	0	0	0	0	0	0	0	4	0	0	11	0	0	15	0	0	
7TH GRADE TOTAL	0	0	0	0	0	0	0	0	0	9	0	0	20	0	0	29	0	0	
8TH GRADE MALE	0	0	0	0	0	0	0	0	0	6	0	0	9	0	0	15	0	0	
8TH GRADE FEMALE	0	0	0	2	0	0	0	0	0	6	0	0	9	0	0	17	0	0	
8TH GRADE TOTAL	0	0	0	2	0	0	0	0	0	12	0	0	18	0	0	32	0	0	
9TH GRADE MALE	0	0	0	0	0	0	0	0	0	2	0	0	5	0	0	7	0	0	
9TH GRADE FEMALE	0	0	0	2	0	0	0	0	0	4	0	0	10	0	0	16	0	0	
9TH GRADE TOTAL	0	0	0	2	0	0	0	0	0	6	0	0	15	0	0	23	0	0	
10TH GRADE MALE	0	0	0	1	0	0	0	0	0	5	0	0	7	0	0	13	0	0	
10TH GRADE FEMALE	0	0	0	1	0	0	0	0	0	3	0	0	4	0	0	8	0	0	
10TH GRADE TOTAL	0	0	0	2	0	0	0	0	0	8	0	0	11	0	0	21	0	0	
11TH GRADE MALE	0	0	0	0	0	0	0	0	0	2	0	0	8	0	0	10	0	0	
11TH GRADE FEMALE	0	0	0	0	0	0	0	0	0	4	1	25	12	0	0	16	1	6.3	
11TH GRADE TOTAL	0	0	0	0	0	0	0	0	0	6	1	16.7	20	0	0	26	1	3.8	
12TH GRADE MALE	0	0	0	0	0	0	1	0	0	3	0	0	8	0	0	12	0	0	
12TH GRADE FEMALE	0	0	0	0	0	0	0	0	0	4	1	25	6	0	0	10	1	10	
12TH GRADE TOTAL	0	0	0	0	0	0	1	0	0	7	1	14.3	14	0	0	22	1	4.5	



8/17/2006 COLORADO DEPARTMENT OF EDUCATION

2004-2005 STATE DROPOUT COUNTS BY DISTRICT


	AMERICAN INDIAN OR ALASKAN NATIVE	AMERICAN INDIAN OR ALASKAN NATIVE	AMERICAN INDIAN OR ALASKAN NATIVE	ASIAN PACIFIC ISLANDER	ASIAN PACIFIC ISLANDER	ASIAN PACIFIC ISLANDER	BLACK NOT OF HISPANIC ORIGIN	BLACK NOT OF HISPANIC ORIGIN	BLACK NOT OF HISPANIC ORIGIN	WHITE NOT OF HISPANIC ORIGIN	WHITE NOT OF HISPANIC ORIGIN	WHITE NOT OF HISPANIC ORIGIN	HISPANIC	HISPANIC	HISPANIC	TOTALS	TOTALS	TOTALS		
	PUPIL COUNT	DROPOUTS	DROPOUT RATE	PUPIL COUNT	DROPOUTS	DROPOUT RATE	PUPIL COUNT	DROPOUTS	DROPOUT RATE	PUPIL COUNT	DROPOUTS	DROPOUT RATE	PUPIL COUNT	DROPOUTS	DROPOUT RATE	PUPIL COUNT	DROPOUTS	DROPOUT RATE		
DISTRICT TOTAL MALE	0	0	0	1	0	0	1	0	0	23	0	0	46	0	0	71	0	0		
DISTRICT TOTAL FEMALE	0	0	0	5	0	0	0	0	0	25	2	8	52	0	0	82	2	2.4		
DISTRICT TOTAL	0	0	0	6	0	0	1	0	0	48	2	4.2	98	0	0	153	2	1.3		
DISTRICT TOTALS (ALTERNATIVE SCHOOLS ONLY)																				
DISTRICT TOTAL MALE	0	0	0	0	0	0	0	0	0	0	0	0	0	0	0	0	0	0		
DISTRICT TOTAL FEMALE	0	0	0	0	0	0	0	0	0	0	0	0	0	0	0	0	0	0		
DISTRICT TOTAL	0	0	0	0	0	0	0	0	0	0	0	0	0	0	0	0	0	0		
COUNTY	13	CROWLEY																		
DISTRICT:	0770	CROWLEY COUNTY RE-1-J																		
DISTRICT TOTALS (INCLUDING ALTERNATIVE SCHOOLS)																				
7TH GRADE MALE	1	0	0	0	0	0	0	0	0	12	0	0	10	0	0	23	0	0		
7TH GRADE FEMALE	2	0	0	0	0	0	0	0	0	16	0	0	11	0	0	29	0	0		
7TH GRADE TOTAL	3	0	0	0	0	0	0	0	0	28	0	0	21	0	0	52	0	0		
8TH GRADE MALE	0	0	0	0	0	0	1	0	0	14	1	7.1	15	0	0	30	1	3.3		
8TH GRADE FEMALE	0	0	0	1	0	0	0	0	0	18	1	5.6	13	0	0	32	1	3.1		
8TH GRADE TOTAL	0	0	0	1	0	0	1	0	0	32	2	6.3	28	0	0	62	2	3.2		
9TH GRADE MALE	0	0	0	0	0	0	0	0	0	17	1	5.9	6	0	0	23	1	4.3		
9TH GRADE FEMALE	0	0	0	0	0	0	0	0	0	16	0	0	12	1	8.3	28	1	3.6		
9TH GRADE TOTAL	0	0	0	0	0	0	0	0	0	33	1	3	18	1	5.6	51	2	3.9		
10TH GRADE MALE	1	0	0	0	0	0	1	0	0	20	1	5	11	1	9.1	33	2	6.1		
10TH GRADE FEMALE	0	0	0	0	0	0	0	0	0	12	3	25	11	0	0	23	3	13		
10TH GRADE TOTAL	1	0	0	0	0	0	1	0	0	32	4	12.5	22	1	4.5	56	5	8.9		
11TH GRADE MALE	0	0	0	0	0	0	0	0	0	18	1	5.6	7	1	14.3	25	2	8		
11TH GRADE FEMALE	0	0	0	0	0	0	0	0	0	16	0	0	6	0	0	22	0	0		
11TH GRADE TOTAL	0	0	0	0	0	0	0	0	0	34	1	2.9	13	1	7.7	47	2	4.3		
12TH GRADE MALE	0	0	0	0	0	0	0	0	0	16	0	0	5	1	20	21	1	4.8		
12TH GRADE FEMALE	0	0	0	0	0	0	0	0	0	13	0	0	4	2	50	17	2	11.8		
12TH GRADE TOTAL	0	0	0	0	0	0	0	0	0	29	0	0	9	3	33.3	38	3	7.9		
DISTRICT TOTAL MALE	2	0	0	0	0	0	2	0	0	97	4	4.1	54	3	5.6	155	7	4.5		
DISTRICT TOTAL FEMALE	2	0	0	1	0	0	0	0	0	91	4	4.4	57	3	5.3	151	7	4.6		
DISTRICT TOTAL	4	0	0	1	0	0	2	0	0	188	8	4.3	111	6	5.4	306	14	4.6		
DISTRICT TOTALS (EXCLUDING ALTERNATIVE SCHOOLS)																				
7TH GRADE MALE	1	0	0	0	0	0	0	0	0	12	0	0	10	0	0	23	0	0		
7TH GRADE FEMALE	2	0	0	0	0	0	0	0	0	16	0	0	11	0	0	29	0	0		
7TH GRADE TOTAL	3	0	0	0	0	0	0	0	0	28	0	0	21	0	0	52	0	0		
8TH GRADE MALE	0	0	0	0	0	0	1	0	0	14	1	7.1	15	0	0	30	1	3.3		
8TH GRADE FEMALE	0	0	0	1	0	0	0	0	0	18	1	5.6	13	0	0	32	1	3.1		
8TH GRADE TOTAL	0	0	0	1	0	0	1	0	0	32	2	6.3	28	0	0	62	2	3.2		
9TH GRADE MALE	0	0	0	0	0	0	0	0	0	17	1	5.9	6	0	0	23	1	4.3		
9TH GRADE FEMALE	0	0	0	0	0	0	0	0	0	16	0	0	12	1	8.3	28	1	3.6		
9TH GRADE TOTAL	0	0	0	0	0	0	0	0	0	33	1	3	18	1	5.6	51	2	3.9		
10TH GRADE MALE	1	0	0	0	0	0	1	0	0	20	1	5	11	1	9.1	33	2	6.1		
10TH GRADE FEMALE	0	0	0	0	0	0	0	0	0	12	3	25	11	0	0	23	3	13		
10TH GRADE TOTAL	1	0	0	0	0	0	1	0	0	32	4	12.5	22	1	4.5	56	5	8.9		
11TH GRADE MALE	0	0	0	0	0	0	0	0	0	18	1	5.6	7	1	14.3	25	2	8		
11TH GRADE FEMALE	0	0	0	0	0	0	0	0	0	16	0	0	6	0	0	22	0	0		
11TH GRADE TOTAL	0	0	0	0	0	0	0	0	0	34	1	2.9	13	1	7.7	47	2	4.3		
12TH GRADE MALE	0	0	0	0	0	0	0	0	0	16	0	0	5	1	20	21	1	4.8		
12TH GRADE FEMALE	0	0	0	0	0	0	0	0	0	13	0	0	4	2	50	17	2	11.8		
12TH GRADE TOTAL	0	0	0	0	0	0	0	0	0	29	0	0	9	3	33.3	38	3	7.9		
DISTRICT TOTAL MALE	2	0	0	0	0	0	2	0	0	97	4	4.1	54	3	5.6	155	7	4.5		
DISTRICT TOTAL FEMALE	2	0	0	1	0	0	0	0	0	91	4	4.4	57	3	5.3	151	7	4.6		
DISTRICT TOTAL	4	0	0	1	0	0	2	0	0	188	8	4.3	111	6	5.4	306	14	4.6		



8/17/2006 COLORADO DEPARTMENT OF EDUCATION

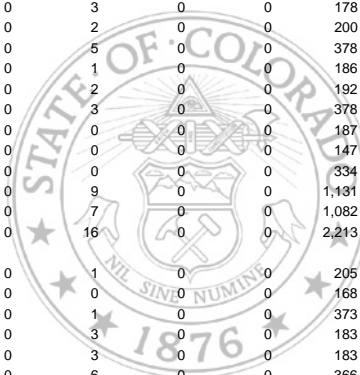
2004-2005 STATE DROPOUT COUNTS BY DISTRICT

	AMERICAN INDIAN OR ALASKAN NATIVE	AMERICAN INDIAN OR ALASKAN NATIVE	AMERICAN INDIAN OR ALASKAN NATIVE	ASIAN PACIFIC ISLANDER	ASIAN PACIFIC ISLANDER	ASIAN PACIFIC ISLANDER	BLACK NOT OF HISPANIC ORIGIN	BLACK NOT OF HISPANIC ORIGIN	BLACK NOT OF HISPANIC ORIGIN	WHITE NOT OF HISPANIC ORIGIN	WHITE NOT OF HISPANIC ORIGIN	WHITE NOT OF HISPANIC ORIGIN	HISPANIC PUPIL COUNT	HISPANIC DROPOUTS	HISPANIC DROPOUT RATE	TOTALS PUPIL COUNT	TOTALS DROPOUTS	TOTALS DROPOUT RATE
DISTRICT TOTALS (ALTERNATIVE SCHOOLS ONLY)																		
DISTRICT TOTAL MALE	0	0	0	0	0	0	0	0	0	0	0	0	0	0	0	0	0	0
DISTRICT TOTAL FEMALE	0	0	0	0	0	0	0	0	0	0	0	0	0	0	0	0	0	0
DISTRICT TOTAL	0	0	0	0	0	0	0	0	0	0	0	0	0	0	0	0	0	0
COUNTY	14	CUSTER																
DISTRICT:	0860	CUSTER COUNTY SCHOOL DISTRICT C-1																
DISTRICT TOTALS (INCLUDING ALTERNATIVE SCHOOLS)																		
7TH GRADE MALE	0	0	0	0	0	0	0	0	0	20	0	0	0	0	0	20	0	0
7TH GRADE FEMALE	0	0	0	0	0	0	0	0	0	31	0	0	0	0	0	31	0	0
7TH GRADE TOTAL	0	0	0	0	0	0	0	0	0	51	0	0	0	0	0	51	0	0
8TH GRADE MALE	0	0	0	0	0	0	0	0	0	27	0	0	0	0	0	27	0	0
8TH GRADE FEMALE	0	0	0	0	0	0	0	0	0	18	0	0	2	0	0	20	0	0
8TH GRADE TOTAL	0	0	0	0	0	0	0	0	0	45	0	0	2	0	0	47	0	0
9TH GRADE MALE	1	0	0	0	0	0	0	0	0	28	0	0	0	0	0	29	0	0
9TH GRADE FEMALE	0	0	0	0	0	0	0	0	0	12	0	0	2	0	0	14	0	0
9TH GRADE TOTAL	1	0	0	0	0	0	0	0	0	40	0	0	2	0	0	43	0	0
10TH GRADE MALE	0	0	0	0	0	0	0	0	0	24	0	0	0	0	0	24	0	0
10TH GRADE FEMALE	0	0	0	0	0	0	1	0	0	18	2	11.1	3	0	0	22	2	9.1
10TH GRADE TOTAL	0	0	0	0	0	0	1	0	0	42	2	4.8	3	0	0	46	2	4.3
11TH GRADE MALE	1	0	0	0	0	0	1	0	0	22	4	18.2	1	0	0	25	4	16
11TH GRADE FEMALE	0	0	0	0	0	0	0	0	0	18	0	0	1	0	0	19	0	0
11TH GRADE TOTAL	1	0	0	0	0	0	1	0	0	40	4	10	2	0	0	44	4	9.1
12TH GRADE MALE	0	0	0	0	0	0	0	0	0	22	0	0	0	0	0	22	0	0
12TH GRADE FEMALE	1	0	0	0	0	0	0	0	0	20	0	0	1	0	0	22	0	0
12TH GRADE TOTAL	1	0	0	0	0	0	0	0	0	42	0	0	1	0	0	44	0	0
DISTRICT TOTAL MALE	2	0	0	0	0	0	1	0	0	143	4	2.8	1	0	0	147	4	2.7
DISTRICT TOTAL FEMALE	1	0	0	0	0	0	1	0	0	117	2	1.7	9	0	0	128	2	1.6
DISTRICT TOTAL	3	0	0	0	0	0	2	0	0	260	6	2.3	10	0	0	275	6	2.2
DISTRICT TOTALS (EXCLUDING ALTERNATIVE SCHOOLS)																		
7TH GRADE MALE	0	0	0	0	0	0	0	0	0	20	0	0	0	0	0	20	0	0
7TH GRADE FEMALE	0	0	0	0	0	0	0	0	0	31	0	0	0	0	0	31	0	0
7TH GRADE TOTAL	0	0	0	0	0	0	0	0	0	51	0	0	0	0	0	51	0	0
8TH GRADE MALE	0	0	0	0	0	0	0	0	0	27	0	0	0	0	0	27	0	0
8TH GRADE FEMALE	0	0	0	0	0	0	0	0	0	18	0	0	2	0	0	20	0	0
8TH GRADE TOTAL	0	0	0	0	0	0	0	0	0	45	0	0	2	0	0	47	0	0
9TH GRADE MALE	1	0	0	0	0	0	0	0	0	28	0	0	0	0	0	29	0	0
9TH GRADE FEMALE	0	0	0	0	0	0	0	0	0	12	0	0	2	0	0	14	0	0
9TH GRADE TOTAL	1	0	0	0	0	0	0	0	0	40	0	0	2	0	0	43	0	0
10TH GRADE MALE	0	0	0	0	0	0	0	0	0	24	0	0	0	0	0	24	0	0
10TH GRADE FEMALE	0	0	0	0	0	0	1	0	0	18	2	11.1	3	0	0	22	2	9.1
10TH GRADE TOTAL	0	0	0	0	0	0	1	0	0	42	2	4.8	3	0	0	46	2	4.3
11TH GRADE MALE	1	0	0	0	0	0	1	0	0	22	4	18.2	1	0	0	25	4	16
11TH GRADE FEMALE	0	0	0	0	0	0	0	0	0	18	0	0	1	0	0	19	0	0
11TH GRADE TOTAL	1	0	0	0	0	0	1	0	0	40	4	10	2	0	0	44	4	9.1
12TH GRADE MALE	0	0	0	0	0	0	0	0	0	22	0	0	0	0	0	22	0	0
12TH GRADE FEMALE	1	0	0	0	0	0	0	0	0	20	0	0	1	0	0	22	0	0
12TH GRADE TOTAL	1	0	0	0	0	0	0	0	0	42	0	0	1	0	0	44	0	0
DISTRICT TOTAL MALE	2	0	0	0	0	0	1	0	0	143	4	2.8	1	0	0	147	4	2.7
DISTRICT TOTAL FEMALE	1	0	0	0	0	0	1	0	0	117	2	1.7	9	0	0	128	2	1.6
DISTRICT TOTAL	3	0	0	0	0	0	2	0	0	260	6	2.3	10	0	0	275	6	2.2
DISTRICT TOTALS (ALTERNATIVE SCHOOLS ONLY)																		
DISTRICT TOTAL MALE	0	0	0	0	0	0	0	0	0	0	0	0	0	0	0	0	0	0
DISTRICT TOTAL FEMALE	0	0	0	0	0	0	0	0	0	0	0	0	0	0	0	0	0	0



8/17/2006 COLORADO DEPARTMENT OF EDUCATION
2004-2005 STATE DROPOUT COUNTS BY DISTRICT

	AMERICAN INDIAN OR ALASKAN NATIVE	AMERICAN INDIAN OR ALASKAN NATIVE	AMERICAN INDIAN OR ALASKAN NATIVE	ASIAN PACIFIC ISLANDER	ASIAN PACIFIC ISLANDER	ASIAN PACIFIC ISLANDER	BLACK NOT OF HISPANIC ORIGIN	BLACK NOT OF HISPANIC ORIGIN	BLACK NOT OF HISPANIC ORIGIN	WHITE NOT OF HISPANIC ORIGIN	WHITE NOT OF HISPANIC ORIGIN	WHITE NOT OF HISPANIC ORIGIN	HISPANIC	HISPANIC	HISPANIC	TOTALS	TOTALS	TOTALS
	PUPIL COUNT	DROPOUTS	DROPOUT RATE	PUPIL COUNT	DROPOUTS	DROPOUT RATE	PUPIL COUNT	DROPOUTS	DROPOUT RATE	PUPIL COUNT	DROPOUTS	DROPOUT RATE	PUPIL COUNT	DROPOUTS	DROPOUT RATE	PUPIL COUNT	DROPOUTS	DROPOUT RATE
DISTRICT TOTAL COUNTY	15	0	0	0	0	0	0	0	0	0	0	0	0	0	0	0	0	0
DISTRICT:	0870	DELTA COUNTY 50(J)																
DISTRICT TOTALS (INCLUDING ALTERNATIVE SCHOOLS)																		
7TH GRADE MALE	4	0	0	1	0	0	1	0	0	205	0	0	36	0	0	247	0	0
7TH GRADE FEMALE	4	0	0	0	0	0	0	0	0	168	0	0	32	0	0	204	0	0
7TH GRADE TOTAL	8	0	0	1	0	0	1	0	0	373	0	0	68	0	0	451	0	0
8TH GRADE MALE	2	0	0	0	0	0	3	0	0	183	1	0.5	49	0	0	237	1	0.4
8TH GRADE FEMALE	3	0	0	1	0	0	3	0	0	183	2	1.1	40	0	0	230	2	0.9
8TH GRADE TOTAL	5	0	0	1	0	0	6	0	0	366	3	0.8	89	0	0	467	3	0.6
9TH GRADE MALE	5	0	0	3	0	0	1	0	0	192	5	2.6	40	0	0	241	5	2.1
9TH GRADE FEMALE	4	0	0	2	0	0	0	0	0	192	3	1.6	36	1	2.8	234	4	1.7
9TH GRADE TOTAL	9	0	0	5	0	0	1	0	0	384	8	2.1	76	1	1.3	475	9	1.9
10TH GRADE MALE	2	0	0	3	0	0	3	0	0	178	8	4.5	40	3	7.5	226	11	4.9
10TH GRADE FEMALE	1	0	0	0	0	0	2	0	0	200	9	4.5	31	3	9.7	234	12	5.1
10TH GRADE TOTAL	3	0	0	3	0	0	5	0	0	378	17	4.5	71	6	8.5	460	23	5
11TH GRADE MALE	2	1	50	1	0	0	1	0	0	186	4	2.2	22	4	18.2	212	9	4.2
11TH GRADE FEMALE	2	0	0	3	0	0	2	0	0	192	9	4.7	29	4	13.8	228	13	5.7
11TH GRADE TOTAL	4	1	25	4	0	0	3	0	0	378	13	3.4	51	8	15.7	440	22	5
12TH GRADE MALE	1	0	0	1	0	0	0	0	0	187	10	5.3	33	3	9.1	222	13	5.9
12TH GRADE FEMALE	2	0	0	4	0	0	0	0	0	147	2	1.4	31	3	9.7	184	5	2.7
12TH GRADE TOTAL	3	0	0	5	0	0	0	0	0	334	12	3.6	64	6	9.4	406	18	4.4
DISTRICT TOTAL MALE	16	1	6.3	9	0	0	9	0	0	1,131	28	2.5	220	10	4.5	1,385	39	2.8
DISTRICT TOTAL FEMALE	16	0	0	10	0	0	7	0	0	1,082	25	2.3	199	11	5.5	1,314	36	2.7
DISTRICT TOTAL	32	1	3.1	19	0	0	16	0	0	2,213	53	2.4	419	21	5	2,699	75	2.8
DISTRICT TOTALS (EXCLUDING ALTERNATIVE SCHOOLS)																		
7TH GRADE MALE	4	0	0	1	0	0	1	0	0	205	0	0	36	0	0	247	0	0
7TH GRADE FEMALE	4	0	0	0	0	0	0	0	0	168	0	0	32	0	0	204	0	0
7TH GRADE TOTAL	8	0	0	1	0	0	1	0	0	373	0	0	68	0	0	451	0	0
8TH GRADE MALE	2	0	0	0	0	0	3	0	0	183	1	0.5	49	0	0	237	1	0.4
8TH GRADE FEMALE	3	0	0	1	0	0	3	0	0	183	2	1.1	40	0	0	230	2	0.9
8TH GRADE TOTAL	5	0	0	1	0	0	6	0	0	366	3	0.8	89	0	0	467	3	0.6
9TH GRADE MALE	5	0	0	3	0	0	1	0	0	192	5	2.6	40	0	0	241	5	2.1
9TH GRADE FEMALE	4	0	0	2	0	0	0	0	0	192	3	1.6	36	1	2.8	234	4	1.7
9TH GRADE TOTAL	9	0	0	5	0	0	1	0	0	384	8	2.1	76	1	1.3	475	9	1.9
10TH GRADE MALE	2	0	0	3	0	0	3	0	0	178	8	4.5	40	3	7.5	226	11	4.9
10TH GRADE FEMALE	1	0	0	0	0	0	2	0	0	200	9	4.5	31	3	9.7	234	12	5.1
10TH GRADE TOTAL	3	0	0	3	0	0	5	0	0	378	17	4.5	71	6	8.5	460	23	5
11TH GRADE MALE	2	1	50	1	0	0	1	0	0	186	4	2.2	22	4	18.2	212	9	4.2
11TH GRADE FEMALE	2	0	0	3	0	0	2	0	0	192	9	4.7	29	4	13.8	228	13	5.7
11TH GRADE TOTAL	4	1	25	4	0	0	3	0	0	378	13	3.4	51	8	15.7	440	22	5
12TH GRADE MALE	1	0	0	1	0	0	0	0	0	187	10	5.3	33	3	9.1	222	13	5.9
12TH GRADE FEMALE	2	0	0	4	0	0	0	0	0	147	2	1.4	31	3	9.7	184	5	2.7
12TH GRADE TOTAL	3	0	0	5	0	0	0	0	0	334	12	3.6	64	6	9.4	406	18	4.4
DISTRICT TOTAL MALE	16	1	6.3	9	0	0	9	0	0	1,131	28	2.5	220	10	4.5	1,385	39	2.8
DISTRICT TOTAL FEMALE	16	0	0	10	0	0	7	0	0	1,082	25	2.3	199	11	5.5	1,314	36	2.7
DISTRICT TOTAL	32	1	3.1	19	0	0	16	0	0	2,213	53	2.4	419	21	5	2,699	75	2.8
DISTRICT TOTALS (ALTERNATIVE SCHOOLS ONLY)																		
DISTRICT TOTAL MALE	0	0	0	0	0	0	0	0	0	0	0	0	0	0	0	0	0	0
DISTRICT TOTAL FEMALE	0	0	0	0	0	0	0	0	0	0	0	0	0	0	0	0	0	0
DISTRICT TOTAL	0	0	0	0	0	0	0	0	0	0	0	0	0	0	0	0	0	0
COUNTY	16	DENVER																
DISTRICT:	0880	DENVER COUNTY 1																




8/17/2006 COLORADO DEPARTMENT OF EDUCATION
2004-2005 STATE DROPOUT COUNTS BY DISTRICT

	AMERICAN INDIAN OR ALASKAN NATIVE	AMERICAN INDIAN OR ALASKAN NATIVE	AMERICAN INDIAN OR ALASKAN NATIVE	ASIAN PACIFIC ISLANDER	ASIAN PACIFIC ISLANDER	ASIAN PACIFIC ISLANDER	BLACK NOT OF HISPANIC ORIGIN	BLACK NOT OF HISPANIC ORIGIN	BLACK NOT OF HISPANIC ORIGIN	WHITE NOT OF HISPANIC ORIGIN	WHITE NOT OF HISPANIC ORIGIN	WHITE NOT OF HISPANIC ORIGIN	HISPANIC PUPIL COUNT	HISPANIC DROPOUTS	HISPANIC DROPOUT RATE	TOTALS PUPIL COUNT	TOTALS DROPOUTS	TOTALS DROPOUT RATE
DISTRICT TOTALS (INCLUDING ALTERNATIVE SCHOOLS)																		
7TH GRADE MALE	51	0	0	87	2	2.3	635	13	2	608	13	2.1	1,771	24	1.4	3,152	52	1.6
7TH GRADE FEMALE	58	1	1.7	84	0	0	623	12	1.9	533	10	1.9	1,766	27	1.5	3,064	50	1.6
7TH GRADE TOTAL	109	1	0.9	171	2	1.2	1,258	25	2	1,141	23	2	3,537	51	1.4	6,216	102	1.6
8TH GRADE MALE	32	1	3.1	66	1	1.5	648	33	5.1	610	15	2.5	1,749	55	3.1	3,105	105	3.4
8TH GRADE FEMALE	36	2	5.6	91	1	1.1	622	13	2.1	588	26	4.4	1,708	48	2.8	3,045	90	3
8TH GRADE TOTAL	68	3	4.4	157	2	1.3	1,270	46	3.6	1,198	41	3.4	3,457	103	3	6,150	195	3.2
9TH GRADE MALE	80	10	12.5	93	9	9.7	992	95	9.6	921	65	7.1	2,688	376	14	4,774	555	11.6
9TH GRADE FEMALE	56	7	12.5	106	7	6.6	899	62	6.9	718	44	6.1	2,366	348	14.7	4,145	468	11.3
9TH GRADE TOTAL	136	17	12.5	199	16	8	1,891	157	8.3	1,639	109	6.7	5,054	724	14.3	8,919	1,023	11.5
10TH GRADE MALE	51	9	17.6	90	5	5.6	609	59	9.7	649	48	7.4	1,441	204	14.2	2,840	325	11.4
10TH GRADE FEMALE	39	7	17.9	80	4	5	594	39	6.6	535	25	4.7	1,354	158	11.7	2,602	233	9
10TH GRADE TOTAL	90	16	17.8	170	9	5.3	1,203	98	8.1	1,184	73	6.2	2,795	362	13	5,442	558	10.3
11TH GRADE MALE	37	5	13.5	84	0	0	532	54	10.2	554	45	8.1	1,163	152	13.1	2,370	256	10.8
11TH GRADE FEMALE	32	8	25	73	0	0	543	21	3.9	540	15	2.8	1,051	86	8.2	2,239	130	5.8
11TH GRADE TOTAL	69	13	18.8	157	0	0	1,075	75	7	1,094	60	5.5	2,214	238	10.7	4,609	386	8.4
12TH GRADE MALE	33	4	12.1	92	5	5.4	580	59	10.2	694	57	8.2	1,030	100	9.7	2,429	225	9.3
12TH GRADE FEMALE	27	0	0	87	1	1.1	588	35	6	574	20	3.5	1,039	75	7.2	2,315	131	5.7
12TH GRADE TOTAL	60	4	6.7	179	6	3.4	1,168	94	8	1,268	77	6.1	2,069	175	8.5	4,744	356	7.5
DISTRICT TOTAL MALE	284	29	10.2	512	22	4.3	3,996	313	7.8	4,036	243	6	9,842	911	9.3	18,670	1,518	8.1
DISTRICT TOTAL FEMALE	248	25	10.1	521	13	2.5	3,869	182	4.7	3,488	140	4	9,284	742	8	17,410	1,102	6.3
DISTRICT TOTAL	532	54	10.2	1,033	35	3.4	7,865	495	6.3	7,524	383	5.1	19,126	1,653	8.6	36,080	2,620	7.3
DISTRICT TOTALS (EXCLUDING ALTERNATIVE SCHOOLS)																		
7TH GRADE MALE	51	0	0	87	2	2.3	617	13	2.1	607	13	2.1	1,748	23	1.3	3,110	51	1.6
7TH GRADE FEMALE	57	1	1.8	84	0	0	619	12	1.9	533	10	1.9	1,754	27	1.5	3,047	50	1.6
7TH GRADE TOTAL	108	1	0.9	171	2	1.2	1,236	25	2	1,140	23	2	3,502	50	1.4	6,157	101	1.6
8TH GRADE MALE	30	1	3.3	65	1	1.5	628	29	4.6	604	15	2.5	1,686	49	2.9	3,013	95	3.2
8TH GRADE FEMALE	36	2	5.6	91	1	1.1	611	11	1.8	584	25	4.3	1,672	43	2.6	2,994	82	2.7
8TH GRADE TOTAL	66	3	4.5	156	2	1.3	1,239	40	3.2	1,188	40	3.4	3,358	92	2.7	6,007	177	2.9
9TH GRADE MALE	60	8	13.3	78	4	5.1	808	65	8	765	41	5.4	2,268	294	13	3,979	412	10.4
9TH GRADE FEMALE	46	5	10.9	98	6	6.1	783	39	5	649	22	3.4	2,051	277	13.5	3,627	349	9.6
9TH GRADE TOTAL	106	13	12.3	176	10	5.7	1,591	104	6.5	1,414	63	4.5	4,319	571	13.2	7,606	761	10
10TH GRADE MALE	40	3	7.5	86	3	3.5	480	27	5.6	557	25	4.5	1,143	127	11.1	2,306	185	8
10TH GRADE FEMALE	26	2	7.7	75	2	2.7	516	29	5.6	494	16	3.2	1,128	112	9.9	2,239	161	7.2
10TH GRADE TOTAL	66	5	7.6	161	5	3.1	996	56	5.6	1,051	41	3.9	2,271	239	10.5	4,545	346	7.6
11TH GRADE MALE	29	4	13.8	78	0	0	401	24	6	462	21	4.5	948	98	10.3	1,918	147	7.7
11TH GRADE FEMALE	27	6	22.2	70	0	0	447	13	2.9	503	9	1.8	892	67	7.5	1,939	95	4.9
11TH GRADE TOTAL	56	10	17.9	148	0	0	848	37	4.4	965	30	3.1	1,840	165	9	3,857	242	6.3
12TH GRADE MALE	20	1	5	73	3	4.1	383	23	6	523	18	3.4	754	49	6.5	1,753	94	5.4
12TH GRADE FEMALE	18	0	0	81	1	1.2	435	15	3.4	475	9	1.9	769	36	4.7	1,778	61	3.4
12TH GRADE TOTAL	38	1	2.6	154	4	2.6	818	38	4.6	998	27	2.7	1,523	85	5.6	3,531	155	4.4
DISTRICT TOTAL MALE	230	17	7.4	467	13	2.8	3,317	181	5.5	3,518	133	3.8	8,547	640	7.5	16,079	984	6.1
DISTRICT TOTAL FEMALE	210	16	7.6	499	10	2	3,411	119	3.5	3,238	91	2.8	8,266	562	6.8	15,624	798	5.1
DISTRICT TOTAL	440	33	7.5	966	23	2.4	6,728	300	4.5	6,756	224	3.3	16,813	1,202	7.1	31,703	1,782	5.6
DISTRICT TOTALS (ALTERNATIVE SCHOOLS ONLY)																		
7TH GRADE MALE	0	0	0	0	0	0	18	0	0	1	0	0	23	1	4.3	42	1	2.4
7TH GRADE FEMALE	1	0	0	0	0	0	4	0	0	0	0	0	12	0	0	17	0	0
7TH GRADE TOTAL	1	0	0	0	0	0	22	0	0	1	0	0	35	1	2.9	59	1	1.7
8TH GRADE MALE	2	0	0	1	0	0	20	4	20	6	0	0	63	6	9.5	92	10	10.9
8TH GRADE FEMALE	0	0	0	0	0	0	11	2	18.2	4	1	25	36	5	13.9	51	8	15.7
8TH GRADE TOTAL	2	0	0	1	0	0	31	6	19.4	10	1	10	99	11	11.1	143	18	12.6
9TH GRADE MALE	20	2	10	12	5	41.7	166	21	12.7	140	20	14.3	390	74	19	728	122	16.8
9TH GRADE FEMALE	9	2	22.2	6	1	16.7	97	18	18.6	48	13	27.1	278	60	21.6	438	94	21.5

8/17/2006 COLORADO DEPARTMENT OF EDUCATION

2004-2005 STATE DROPOUT COUNTS BY DISTRICT

	AMERICAN INDIAN OR ALASKAN NATIVE	AMERICAN INDIAN OR ALASKAN NATIVE	AMERICAN INDIAN OR ALASKAN NATIVE	ASIAN PACIFIC ISLANDER	ASIAN PACIFIC ISLANDER	ASIAN PACIFIC ISLANDER	BLACK NOT OF HISPANIC ORIGIN	BLACK NOT OF HISPANIC ORIGIN	BLACK NOT OF HISPANIC ORIGIN	WHITE NOT OF HISPANIC ORIGIN	WHITE NOT OF HISPANIC ORIGIN	WHITE NOT OF HISPANIC ORIGIN	HISPANIC	HISPANIC	HISPANIC	TOTALS	TOTALS	TOTALS	
	PUPIL COUNT	DROPOUTS	DROPOUT RATE	PUPIL COUNT	DROPOUTS	DROPOUT RATE	PUPIL COUNT	DROPOUTS	DROPOUT RATE	PUPIL COUNT	DROPOUTS	DROPOUT RATE	PUPIL COUNT	DROPOUTS	DROPOUT RATE	PUPIL COUNT	DROPOUTS	DROPOUT RATE	
9TH GRADE TOTAL	29	4	13.8	18	6	33.3	263	39	14.8	188	33	17.6	668	134	20.1	1,166	216	18.5	
10TH GRADE MALE	11	6	54.5	4	2	50	129	32	24.8	92	23	25	298	77	25.8	534	140	26.2	
10TH GRADE FEMALE	13	5	38.5	5	2	40	78	10	12.8	41	9	22	226	46	20.4	363	72	19.8	
10TH GRADE TOTAL	24	11	45.8	9	4	44.4	207	42	20.3	133	32	24.1	524	123	23.5	897	212	23.6	
11TH GRADE MALE	8	1	12.5	6	0	0	131	30	22.9	92	24	26.1	215	54	25.1	452	109	24.1	
11TH GRADE FEMALE	5	2	40	3	0	0	96	8	8.3	37	6	16.2	159	19	11.9	300	35	11.7	
11TH GRADE TOTAL	13	3	23.1	9	0	0	227	38	16.7	129	30	23.3	374	73	19.5	752	144	19.1	
12TH GRADE MALE	13	3	23.1	19	2	10.5	197	36	18.3	171	39	22.8	276	51	18.5	676	131	19.4	
12TH GRADE FEMALE	9	0	0	6	0	0	153	20	13.1	99	11	11.1	270	39	14.4	537	70	13	
12TH GRADE TOTAL	22	3	13.6	25	2	8	350	56	16	270	50	18.5	546	90	16.5	1,213	201	16.6	
DISTRICT TOTAL MALE	54	12	22.2	42	9	21.4	661	123	18.6	502	106	21.1	1,265	263	20.8	2,524	513	20.3	
DISTRICT TOTAL FEMALE	37	9	24.3	20	3	15	439	58	13.2	229	40	17.5	981	169	17.2	1,706	279	16.4	
DISTRICT TOTAL	91	21	23.1	62	12	19.4	1,100	181	16.5	731	146	20	2,246	432	19.2	4,230	792	18.7	
COUNTY	17																		
DISTRICT:	0890																		
DOLORES COUNTY RE NO.2																			
DISTRICT TOTALS (INCLUDING ALTERNATIVE SCHOOLS)																			
7TH GRADE MALE	1	0	0	0	0	0	0	0	0	11	0	0	0	0	0	12	0	0	
7TH GRADE FEMALE	1	0	0	0	0	0	0	0	0	9	0	0	1	0	0	11	0	0	
7TH GRADE TOTAL	2	0	0	0	0	0	0	0	0	20	0	0	1	0	0	23	0	0	
8TH GRADE MALE	2	0	0	0	0	0	0	0	0	15	0	0	0	0	0	17	0	0	
8TH GRADE FEMALE	0	0	0	1	0	0	0	0	0	14	0	0	1	0	0	16	0	0	
8TH GRADE TOTAL	2	0	0	1	0	0	0	0	0	29	0	0	1	0	0	33	0	0	
9TH GRADE MALE	1	0	0	0	0	0	0	0	0	15	0	0	1	0	0	17	0	0	
9TH GRADE FEMALE	1	0	0	0	0	0	0	0	0	10	0	0	0	0	0	11	0	0	
9TH GRADE TOTAL	2	0	0	0	0	0	0	0	0	25	0	0	1	0	0	28	0	0	
10TH GRADE MALE	0	0	0	0	0	0	0	0	0	17	0	0	0	0	0	17	0	0	
10TH GRADE FEMALE	2	0	0	0	0	0	0	0	0	9	0	0	0	0	0	11	0	0	
10TH GRADE TOTAL	2	0	0	0	0	0	0	0	0	26	0	0	0	0	0	28	0	0	
11TH GRADE MALE	1	0	0	0	0	0	0	0	0	10	0	0	0	0	0	11	0	0	
11TH GRADE FEMALE	1	0	0	0	0	0	0	0	0	12	0	0	1	0	0	14	0	0	
11TH GRADE TOTAL	2	0	0	0	0	0	0	0	0	22	0	0	1	0	0	25	0	0	
12TH GRADE MALE	0	0	0	1	0	0	0	0	0	12	0	0	0	0	0	13	0	0	
12TH GRADE FEMALE	0	0	0	1	0	0	0	0	0	12	0	0	0	0	0	13	0	0	
12TH GRADE TOTAL	0	0	0	2	0	0	0	0	0	24	0	0	0	0	0	26	0	0	
DISTRICT TOTAL MALE	5	0	0	1	0	0	0	0	0	80	0	0	1	0	0	87	0	0	
DISTRICT TOTAL FEMALE	5	0	0	2	0	0	0	0	0	66	0	0	3	0	0	76	0	0	
DISTRICT TOTAL	10	0	0	3	0	0	0	0	0	146	0	0	4	0	0	163	0	0	
DISTRICT TOTALS (EXCLUDING ALTERNATIVE SCHOOLS)																			
7TH GRADE MALE	1	0	0	0	0	0	0	0	0	11	0	0	0	0	0	12	0	0	
7TH GRADE FEMALE	1	0	0	0	0	0	0	0	0	9	0	0	1	0	0	11	0	0	
7TH GRADE TOTAL	2	0	0	0	0	0	0	0	0	20	0	0	1	0	0	23	0	0	
8TH GRADE MALE	2	0	0	0	0	0	0	0	0	15	0	0	0	0	0	17	0	0	
8TH GRADE FEMALE	0	0	0	1	0	0	0	0	0	14	0	0	1	0	0	16	0	0	
8TH GRADE TOTAL	2	0	0	1	0	0	0	0	0	29	0	0	1	0	0	33	0	0	
9TH GRADE MALE	1	0	0	0	0	0	0	0	0	15	0	0	1	0	0	17	0	0	
9TH GRADE FEMALE	1	0	0	0	0	0	0	0	0	10	0	0	0	0	0	11	0	0	
9TH GRADE TOTAL	2	0	0	0	0	0	0	0	0	25	0	0	1	0	0	28	0	0	
10TH GRADE MALE	0	0	0	0	0	0	0	0	0	17	0	0	0	0	0	17	0	0	
10TH GRADE FEMALE	2	0	0	0	0	0	0	0	0	9	0	0	0	0	0	11	0	0	
10TH GRADE TOTAL	2	0	0	0	0	0	0	0	0	26	0	0	0	0	0	28	0	0	
11TH GRADE MALE	1	0	0	0	0	0	0	0	0	10	0	0	0	0	0	11	0	0	
11TH GRADE FEMALE	1	0	0	0	0	0	0	0	0	12	0	0	1	0	0	14	0	0	
11TH GRADE TOTAL	2	0	0	0	0	0	0	0	0	22	0	0	1	0	0	25	0	0	




8/17/2006 COLORADO DEPARTMENT OF EDUCATION
2004-2005 STATE DROPOUT COUNTS BY DISTRICT

	AMERICAN INDIAN OR ALASKAN NATIVE	AMERICAN INDIAN OR ALASKAN NATIVE	AMERICAN INDIAN OR ALASKAN NATIVE	ASIAN PACIFIC ISLANDER	ASIAN PACIFIC ISLANDER	ASIAN PACIFIC ISLANDER	BLACK NOT OF HISPANIC ORIGIN	BLACK NOT OF HISPANIC ORIGIN	BLACK NOT OF HISPANIC ORIGIN	WHITE NOT OF HISPANIC ORIGIN	WHITE NOT OF HISPANIC ORIGIN	WHITE NOT OF HISPANIC ORIGIN	HISPANIC	HISPANIC	HISPANIC	TOTALS	TOTALS	TOTALS
	PUPIL COUNT	DROPOUTS	DROPOUT RATE	PUPIL COUNT	DROPOUTS	DROPOUT RATE	PUPIL COUNT	DROPOUTS	DROPOUT RATE	PUPIL COUNT	DROPOUTS	DROPOUT RATE	PUPIL COUNT	DROPOUTS	DROPOUT RATE	PUPIL COUNT	DROPOUTS	DROPOUT RATE
12TH GRADE MALE	0	0	0	1	0	0	0	0	0	12	0	0	0	0	0	13	0	0
12TH GRADE FEMALE	0	0	0	1	0	0	0	0	0	12	0	0	0	0	0	13	0	0
12TH GRADE TOTAL	0	0	0	2	0	0	0	0	0	24	0	0	0	0	0	26	0	0
DISTRICT TOTAL MALE	5	0	0	1	0	0	0	0	0	80	0	0	1	0	0	87	0	0
DISTRICT TOTAL FEMALE	5	0	0	2	0	0	0	0	0	66	0	0	3	0	0	76	0	0
DISTRICT TOTAL	10	0	0	3	0	0	0	0	0	146	0	0	4	0	0	163	0	0
DISTRICT TOTALS (ALTERNATIVE SCHOOLS ONLY)																		
DISTRICT TOTAL MALE	0	0	0	0	0	0	0	0	0	0	0	0	0	0	0	0	0	0
DISTRICT TOTAL FEMALE	0	0	0	0	0	0	0	0	0	0	0	0	0	0	0	0	0	0
DISTRICT TOTAL	0	0	0	0	0	0	0	0	0	0	0	0	0	0	0	0	0	0
COUNTY	18	DOUGLAS																
DISTRICT:	0900	DOUGLAS COUNTY RE 1																
DISTRICT TOTALS (INCLUDING ALTERNATIVE SCHOOLS)																		
7TH GRADE MALE	14	0	0	66	0	0	41	0	0	1,640	2	0.1	130	0	0	1,891	2	0.1
7TH GRADE FEMALE	10	0	0	75	0	0	23	0	0	1,572	0	0	135	0	0	1,815	0	0
7TH GRADE TOTAL	24	0	0	141	0	0	64	0	0	3,212	2	0.1	265	0	0	3,706	2	0.1
8TH GRADE MALE	10	0	0	68	0	0	49	0	0	1,594	1	0.1	142	3	2.1	1,863	4	0.2
8TH GRADE FEMALE	13	0	0	63	0	0	42	0	0	1,546	0	0	139	0	0	1,803	0	0
8TH GRADE TOTAL	23	0	0	131	0	0	91	0	0	3,140	1	0	281	3	1.1	3,666	4	0.1
9TH GRADE MALE	7	0	0	71	2	2.8	42	0	0	1,561	13	0.8	129	2	1.6	1,810	17	0.9
9TH GRADE FEMALE	12	0	0	53	0	0	42	1	2.4	1,577	9	0.6	158	2	1.3	1,842	12	0.7
9TH GRADE TOTAL	19	0	0	124	2	1.6	84	1	1.2	3,138	22	0.7	287	4	1.4	3,652	29	0.8
10TH GRADE MALE	13	0	0	58	0	0	39	0	0	1,544	12	0.8	126	1	0.8	1,780	13	0.7
10TH GRADE FEMALE	13	0	0	62	0	0	26	1	3.8	1,440	9	0.6	107	3	2.8	1,648	13	0.8
10TH GRADE TOTAL	26	0	0	120	0	0	65	1	1.5	2,984	21	0.7	233	4	1.7	3,428	26	0.8
11TH GRADE MALE	8	0	0	48	0	0	30	0	0	1,348	27	2	92	5	5.4	1,526	32	2.1
11TH GRADE FEMALE	11	0	0	51	1	2	25	0	0	1,341	10	0.7	125	8	6.4	1,553	19	1.2
11TH GRADE TOTAL	19	0	0	99	1	1	55	0	0	2,689	37	1.4	217	13	6	3,079	51	1.7
12TH GRADE MALE	6	0	0	47	0	0	21	1	4.8	1,306	29	2.2	93	2	2.2	1,473	32	2.2
12TH GRADE FEMALE	8	1	12.5	71	2	2.8	18	0	0	1,127	16	1.4	64	2	3.1	1,288	21	1.6
12TH GRADE TOTAL	14	1	7.1	118	2	1.7	39	1	2.6	2,433	45	1.8	157	4	2.5	2,761	53	1.9
DISTRICT TOTAL MALE	58	0	0	358	2	0.6	222	1	0.5	8,993	84	0.9	712	13	1.8	10,343	100	1
DISTRICT TOTAL FEMALE	67	1	1.5	375	3	0.8	176	2	1.1	8,603	44	0.5	728	15	2.1	9,949	65	0.7
DISTRICT TOTAL	125	1	0.8	733	5	0.7	398	3	0.8	17,596	128	0.7	1,440	28	1.9	20,292	165	0.8
DISTRICT TOTALS (EXCLUDING ALTERNATIVE SCHOOLS)																		
7TH GRADE MALE	14	0	0	65	0	0	41	0	0	1,635	2	0.1	130	0	0	1,885	2	0.1
7TH GRADE FEMALE	10	0	0	75	0	0	23	0	0	1,569	0	0	135	0	0	1,812	0	0
7TH GRADE TOTAL	24	0	0	140	0	0	64	0	0	3,204	2	0.1	265	0	0	3,697	2	0.1
8TH GRADE MALE	10	0	0	67	0	0	49	0	0	1,590	1	0.1	141	3	2.1	1,857	4	0.2
8TH GRADE FEMALE	13	0	0	63	0	0	42	0	0	1,546	0	0	139	0	0	1,803	0	0
8TH GRADE TOTAL	23	0	0	130	0	0	91	0	0	3,136	1	0	280	3	1.1	3,660	4	0.1
9TH GRADE MALE	7	0	0	70	2	2.9	41	0	0	1,552	12	0.8	128	2	1.6	1,798	16	0.9
9TH GRADE FEMALE	12	0	0	53	0	0	41	1	2.4	1,576	9	0.6	158	2	1.3	1,840	12	0.7
9TH GRADE TOTAL	19	0	0	123	2	1.6	82	1	1.2	3,128	21	0.7	286	4	1.4	3,638	28	0.8
10TH GRADE MALE	13	0	0	58	0	0	37	0	0	1,516	10	0.7	123	0	0	1,747	10	0.6
10TH GRADE FEMALE	13	0	0	61	0	0	26	1	3.8	1,419	9	0.6	105	3	2.9	1,624	13	0.8
10TH GRADE TOTAL	26	0	0	119	0	0	63	1	1.6	2,935	19	0.6	228	3	1.3	3,371	23	0.7
11TH GRADE MALE	8	0	0	48	0	0	27	0	0	1,258	24	1.9	90	4	4.4	1,431	28	2
11TH GRADE FEMALE	11	0	0	46	0	0	24	0	0	1,301	8	0.6	117	7	6	1,499	15	1
11TH GRADE TOTAL	19	0	0	94	0	0	51	0	0	2,559	32	1.3	207	11	5.3	2,930	43	1.5
12TH GRADE MALE	6	0	0	45	0	0	19	0	0	1,217	25	2.1	86	1	1.2	1,373	26	1.9
12TH GRADE FEMALE	7	0	0	68	0	0	17	0	0	1,077	9	0.8	59	2	3.4	1,228	11	0.9
12TH GRADE TOTAL	13	0	0	113	0	0	36	0	0	2,294	34	1.5	145	3	2.1	2,601	37	1.4

8/17/2006 COLORADO DEPARTMENT OF EDUCATION
2004-2005 STATE DROPOUT COUNTS BY DISTRICT

	AMERICAN INDIAN OR ALASKAN NATIVE	AMERICAN INDIAN OR ALASKAN NATIVE	AMERICAN INDIAN OR ALASKAN NATIVE	ASIAN PACIFIC ISLANDER	ASIAN PACIFIC ISLANDER	ASIAN PACIFIC ISLANDER	BLACK NOT OF HISPANIC ORIGIN	BLACK NOT OF HISPANIC ORIGIN	BLACK NOT OF HISPANIC ORIGIN	WHITE NOT OF HISPANIC ORIGIN	WHITE NOT OF HISPANIC ORIGIN	WHITE NOT OF HISPANIC ORIGIN	HISPANIC	HISPANIC	HISPANIC	TOTALS	TOTALS	TOTALS	
	PUPIL COUNT	DROPOUTS	DROPOUT RATE	PUPIL COUNT	DROPOUTS	DROPOUT RATE	PUPIL COUNT	DROPOUTS	DROPOUT RATE	PUPIL COUNT	DROPOUTS	DROPOUT RATE	PUPIL COUNT	DROPOUTS	DROPOUT RATE	PUPIL COUNT	DROPOUTS	DROPOUT RATE	
DISTRICT TOTAL MALE	58	0	0	353	2	0.6	214	0	0	8,768	74	0.8	698	10	1.4	10,091	86	0.9	
DISTRICT TOTAL FEMALE	66	0	0	366	0	0	173	2	1.2	8,488	35	0.4	713	14	2	9,806	51	0.5	
DISTRICT TOTAL	124	0	0	719	2	0.3	387	2	0.5	17,256	109	0.6	1,411	24	1.7	19,897	137	0.7	
DISTRICT TOTALS (ALTERNATIVE SCHOOLS ONLY)																			
7TH GRADE MALE	0	0	0	1	0	0	0	0	0	5	0	0	0	0	0	6	0	0	
7TH GRADE FEMALE	0	0	0	0	0	0	0	0	0	3	0	0	0	0	0	3	0	0	
7TH GRADE TOTAL	0	0	0	1	0	0	0	0	0	8	0	0	0	0	0	9	0	0	
8TH GRADE MALE	0	0	0	1	0	0	0	0	0	4	0	0	1	0	0	6	0	0	
8TH GRADE FEMALE	0	0	0	0	0	0	0	0	0	0	0	0	0	0	0	0	0	0	
8TH GRADE TOTAL	0	0	0	1	0	0	0	0	0	4	0	0	1	0	0	6	0	0	
9TH GRADE MALE	0	0	0	1	0	0	1	0	0	8	0	0	1	0	0	11	0	0	
9TH GRADE FEMALE	0	0	0	0	0	0	1	0	0	1	0	0	0	0	0	2	0	0	
9TH GRADE TOTAL	0	0	0	1	0	0	2	0	0	9	0	0	1	0	0	13	0	0	
10TH GRADE MALE	0	0	0	0	0	0	2	0	0	28	2	7.1	3	1	33.3	33	3	9.1	
10TH GRADE FEMALE	0	0	0	1	0	0	0	0	0	21	0	0	2	0	0	24	0	0	
10TH GRADE TOTAL	0	0	0	1	0	0	2	0	0	49	2	4.1	5	1	20	57	3	5.3	
11TH GRADE MALE	0	0	0	0	0	0	3	0	0	90	3	3.3	2	1	50	95	4	4.2	
11TH GRADE FEMALE	0	0	0	5	1	20	1	0	0	40	2	5	8	1	12.5	54	4	7.4	
11TH GRADE TOTAL	0	0	0	5	1	20	4	0	0	130	5	3.8	10	2	20	149	8	5.4	
12TH GRADE MALE	0	0	0	2	0	0	2	1	50	89	4	4.5	7	1	14.3	100	6	6	
12TH GRADE FEMALE	1	1	100	3	2	66.7	1	0	0	50	7	14	5	0	0	60	10	16.7	
12TH GRADE TOTAL	1	1	100	5	2	40	3	1	33.3	139	11	7.9	12	1	8.3	160	16	10	
DISTRICT TOTAL MALE	0	0	0	5	0	0	8	1	12.5	224	9	4	14	3	21.4	251	13	5.2	
DISTRICT TOTAL FEMALE	1	1	100	9	3	33.3	3	0	0	115	9	7.8	15	1	6.7	143	14	9.8	
DISTRICT TOTAL	1	1	100	14	3	21.4	11	1	9.1	339	18	5.3	29	4	13.8	394	27	6.9	
COUNTY	19																		
DISTRICT:	0910																		
		EAGLE																	
		EAGLE COUNTY RE 50																	
DISTRICT TOTALS (INCLUDING ALTERNATIVE SCHOOLS)																			
7TH GRADE MALE	3	0	0	3	0	0	0	0	0	149	0	0	86	0	0	241	0	0	
7TH GRADE FEMALE	1	0	0	0	0	0	1	0	0	103	0	0	98	0	0	203	0	0	
7TH GRADE TOTAL	4	0	0	3	0	0	1	0	0	252	0	0	184	0	0	444	0	0	
8TH GRADE MALE	1	0	0	1	0	0	0	0	0	117	0	0	83	0	0	202	0	0	
8TH GRADE FEMALE	1	0	0	3	0	0	1	0	0	112	0	0	86	0	0	203	0	0	
8TH GRADE TOTAL	2	0	0	4	0	0	1	0	0	229	0	0	169	0	0	405	0	0	
9TH GRADE MALE	2	0	0	4	0	0	3	0	0	127	3	2.4	107	9	8.4	243	12	4.9	
9TH GRADE FEMALE	4	0	0	1	0	0	1	0	0	146	1	0.7	73	8	11	225	9	4	
9TH GRADE TOTAL	6	0	0	5	0	0	4	0	0	273	4	1.5	180	17	9.4	468	21	4.5	
10TH GRADE MALE	1	0	0	5	1	20	0	0	0	122	2	1.6	83	9	10.8	211	12	5.7	
10TH GRADE FEMALE	3	0	0	3	0	0	4	2	50	123	2	1.6	81	5	6.2	214	9	4.2	
10TH GRADE TOTAL	4	0	0	8	1	12.5	4	2	50	245	4	1.6	164	14	8.5	425	21	4.9	
11TH GRADE MALE	0	0	0	1	0	0	1	0	0	108	1	0.9	79	15	19	189	16	8.5	
11TH GRADE FEMALE	3	0	0	0	0	0	1	1	100	100	1	1	64	11	17.2	168	13	7.7	
11TH GRADE TOTAL	3	0	0	1	0	0	2	1	50	208	2	1	143	26	18.2	357	29	8.1	
12TH GRADE MALE	0	0	0	5	0	0	1	0	0	115	5	4.3	69	3	4.3	190	8	4.2	
12TH GRADE FEMALE	1	0	0	2	0	0	1	0	0	114	2	1.8	56	3	5.4	174	5	2.9	
12TH GRADE TOTAL	1	0	0	7	0	0	2	0	0	229	7	3.1	125	6	4.8	364	13	3.6	
DISTRICT TOTAL MALE	7	0	0	19	1	5.3	5	0	0	738	11	1.5	507	36	7.1	1,276	48	3.8	
DISTRICT TOTAL FEMALE	13	0	0	9	0	0	9	3	33.3	698	6	0.9	458	27	5.9	1,187	36	3	
DISTRICT TOTAL	20	0	0	28	1	3.6	14	3	21.4	1,436	17	1.2	965	63	6.5	2,463	84	3.4	
DISTRICT TOTALS (EXCLUDING ALTERNATIVE SCHOOLS)																			
7TH GRADE MALE	3	0	0	3	0	0	0	0	0	149	0	0	86	0	0	241	0	0	
7TH GRADE FEMALE	1	0	0	0	0	0	1	0	0	103	0	0	98	0	0	203	0	0	
7TH GRADE TOTAL	4	0	0	3	0	0	1	0	0	252	0	0	184	0	0	444	0	0	



8/17/2006 COLORADO DEPARTMENT OF EDUCATION
2004-2005 STATE DROPOUT COUNTS BY DISTRICT


	AMERICAN INDIAN OR ALASKAN NATIVE	AMERICAN INDIAN OR ALASKAN NATIVE	AMERICAN INDIAN OR ALASKAN NATIVE	ASIAN PACIFIC ISLANDER	ASIAN PACIFIC ISLANDER	ASIAN PACIFIC ISLANDER	BLACK NOT OF HISPANIC ORIGIN	BLACK NOT OF HISPANIC ORIGIN	BLACK NOT OF HISPANIC ORIGIN	WHITE NOT OF HISPANIC ORIGIN	WHITE NOT OF HISPANIC ORIGIN	WHITE NOT OF HISPANIC ORIGIN	HISPANIC	HISPANIC	HISPANIC	TOTALS	TOTALS	TOTALS
	PUPIL COUNT	DROPOUTS	DROPOUT RATE	PUPIL COUNT	DROPOUTS	DROPOUT RATE	PUPIL COUNT	DROPOUTS	DROPOUT RATE	PUPIL COUNT	DROPOUTS	DROPOUT RATE	PUPIL COUNT	DROPOUTS	DROPOUT RATE	PUPIL COUNT	DROPOUTS	DROPOUT RATE
8TH GRADE MALE	1	0	0	1	0	0	0	0	0	117	0	0	83	0	0	202	0	0
8TH GRADE FEMALE	1	0	0	3	0	0	1	0	0	112	0	0	86	0	0	203	0	0
8TH GRADE TOTAL	2	0	0	4	0	0	1	0	0	229	0	0	169	0	0	405	0	0
9TH GRADE MALE	2	0	0	4	0	0	3	0	0	122	3	2.5	106	9	8.5	237	12	5.1
9TH GRADE FEMALE	4	0	0	1	0	0	1	0	0	146	1	0.7	72	8	11.1	224	9	4
9TH GRADE TOTAL	6	0	0	5	0	0	4	0	0	268	4	1.5	178	17	9.6	461	21	4.6
10TH GRADE MALE	1	0	0	3	1	33.3	0	0	0	117	1	0.9	80	8	10	201	10	5
10TH GRADE FEMALE	3	0	0	3	0	0	3	2	66.7	114	0	0	79	5	6.3	202	7	3.5
10TH GRADE TOTAL	4	0	0	6	1	16.7	3	2	66.7	231	1	0.4	159	13	8.2	403	17	4.2
11TH GRADE MALE	0	0	0	1	0	0	1	0	0	101	1	1	72	13	18.1	175	14	8
11TH GRADE FEMALE	3	0	0	0	0	0	1	1	100	94	1	1.1	61	9	14.8	159	11	6.9
11TH GRADE TOTAL	3	0	0	1	0	0	2	1	50	195	2	1	133	22	16.5	334	25	7.5
12TH GRADE MALE	0	0	0	4	0	0	1	0	0	102	2	2	52	1	1.9	159	3	1.9
12TH GRADE FEMALE	1	0	0	2	0	0	1	0	0	105	1	1	44	2	4.5	153	3	2
12TH GRADE TOTAL	1	0	0	6	0	0	2	0	0	207	3	1.4	96	3	3.1	312	6	1.9
DISTRICT TOTAL MALE	7	0	0	16	1	6.3	5	0	0	708	7	1	479	31	6.5	1,215	39	3.2
DISTRICT TOTAL FEMALE	13	0	0	9	0	0	8	3	37.5	674	3	0.4	440	24	5.5	1,144	30	2.6
DISTRICT TOTAL	20	0	0	25	1	4	13	3	23.1	1,382	10	0.7	919	55	6	2,359	69	2.9
DISTRICT TOTALS (ALTERNATIVE SCHOOLS ONLY)																		
9TH GRADE MALE	0	0	0	0	0	0	0	0	0	5	0	0	1	0	0	6	0	0
9TH GRADE FEMALE	0	0	0	0	0	0	0	0	0	0	0	0	1	0	0	1	0	0
9TH GRADE TOTAL	0	0	0	0	0	0	0	0	0	5	0	0	2	0	0	7	0	0
10TH GRADE MALE	0	0	0	2	0	0	0	0	0	5	1	20	3	1	33.3	10	2	20
10TH GRADE FEMALE	0	0	0	0	0	0	1	0	0	9	2	22.2	2	0	0	12	2	16.7
10TH GRADE TOTAL	0	0	0	2	0	0	1	0	0	14	3	21.4	5	1	20	22	4	18.2
11TH GRADE MALE	0	0	0	0	0	0	0	0	0	7	0	0	7	2	28.6	14	2	14.3
11TH GRADE FEMALE	0	0	0	0	0	0	0	0	0	6	0	0	3	2	66.7	9	2	22.2
11TH GRADE TOTAL	0	0	0	0	0	0	0	0	0	13	0	0	10	4	40	23	4	17.4
12TH GRADE MALE	0	0	0	1	0	0	0	0	0	13	3	23.1	17	2	11.8	31	5	16.1
12TH GRADE FEMALE	0	0	0	0	0	0	0	0	0	9	1	11.1	12	1	8.3	21	2	9.5
12TH GRADE TOTAL	0	0	0	1	0	0	0	0	0	22	4	18.2	29	3	10.3	52	7	13.5
DISTRICT TOTAL MALE	0	0	0	3	0	0	0	0	0	30	4	13.3	28	5	17.9	61	9	14.8
DISTRICT TOTAL FEMALE	0	0	0	0	0	0	1	0	0	24	3	12.5	18	3	16.7	43	6	14
DISTRICT TOTAL	0	0	0	3	0	0	1	0	0	54	7	13	46	8	17.4	104	15	14.4
COUNTY	20			ELBERT														
DISTRICT:	0920			ELIZABETH C-1														
DISTRICT TOTALS (INCLUDING ALTERNATIVE SCHOOLS)																		
7TH GRADE MALE	0	0	0	2	0	0	1	0	0	127	4	3.1	7	0	0	137	4	2.9
7TH GRADE FEMALE	0	0	0	2	0	0	1	0	0	126	1	0.8	5	0	0	134	1	0.7
7TH GRADE TOTAL	0	0	0	4	0	0	2	0	0	253	5	2	12	0	0	271	5	1.8
8TH GRADE MALE	1	0	0	2	0	0	1	0	0	127	2	1.6	9	0	0	140	2	1.4
8TH GRADE FEMALE	1	0	0	4	0	0	3	0	0	116	0	0	8	0	0	132	0	0
8TH GRADE TOTAL	2	0	0	6	0	0	4	0	0	243	2	0.8	17	0	0	272	2	0.7
9TH GRADE MALE	5	1	20	2	0	0	3	0	0	137	6	4.4	9	0	0	156	7	4.5
9TH GRADE FEMALE	0	0	0	3	0	0	3	0	0	127	4	3.1	16	1	6.3	149	5	3.4
9TH GRADE TOTAL	5	1	20	5	0	0	6	0	0	264	10	3.8	25	1	4	305	12	3.9
10TH GRADE MALE	2	0	0	1	0	0	1	1	100	126	10	7.9	5	0	0	135	11	8.1
10TH GRADE FEMALE	0	0	0	3	0	0	1	0	0	135	2	1.5	5	0	0	144	2	1.4
10TH GRADE TOTAL	2	0	0	4	0	0	2	1	50	261	12	4.6	10	0	0	279	13	4.7
11TH GRADE MALE	2	0	0	0	0	0	1	0	0	114	7	6.1	5	1	20	122	8	6.6
11TH GRADE FEMALE	0	0	0	1	0	0	0	0	0	107	2	1.9	7	2	28.6	115	4	3.5
11TH GRADE TOTAL	2	0	0	1	0	0	1	0	0	221	9	4.1	12	3	25	237	12	5.1
12TH GRADE MALE	0	0	0	2	0	0	2	1	50	92	4	4.3	5	1	20	101	6	5.9

8/17/2006 COLORADO DEPARTMENT OF EDUCATION
2004-2005 STATE DROPOUT COUNTS BY DISTRICT

	AMERICAN INDIAN OR ALASKAN NATIVE	AMERICAN INDIAN OR ALASKAN NATIVE	AMERICAN INDIAN OR ALASKAN NATIVE	ASIAN PACIFIC ISLANDER	ASIAN PACIFIC ISLANDER	ASIAN PACIFIC ISLANDER	BLACK NOT OF HISPANIC ORIGIN	BLACK NOT OF HISPANIC ORIGIN	BLACK NOT OF HISPANIC ORIGIN	WHITE NOT OF HISPANIC ORIGIN	WHITE NOT OF HISPANIC ORIGIN	WHITE NOT OF HISPANIC ORIGIN	HISPANIC	HISPANIC	HISPANIC	TOTALS	TOTALS	TOTALS	
	PUPIL COUNT	DROPOUTS	DROPOUT RATE	PUPIL COUNT	DROPOUTS	DROPOUT RATE	PUPIL COUNT	DROPOUTS	DROPOUT RATE	PUPIL COUNT	DROPOUTS	DROPOUT RATE	PUPIL COUNT	DROPOUTS	DROPOUT RATE	PUPIL COUNT	DROPOUTS	DROPOUT RATE	
12TH GRADE FEMALE	1	0	0	0	0	0	1	0	0	105	3	2.9	2	0	0	109	3	2.8	
12TH GRADE TOTAL	1	0	0	2	0	0	3	1	33.3	197	7	3.6	7	1	14.3	210	9	4.3	
DISTRICT TOTAL MALE	10	1	10	9	0	0	9	2	22.2	723	33	4.6	40	2	5	791	38	4.8	
DISTRICT TOTAL FEMALE	2	0	0	13	0	0	9	0	0	716	12	1.7	43	3	7	783	15	1.9	
DISTRICT TOTAL	12	1	8.3	22	0	0	18	2	11.1	1,439	45	3.1	83	5	6	1,574	53	3.4	
DISTRICT TOTALS (EXCLUDING ALTERNATIVE SCHOOLS)																			
7TH GRADE MALE	0	0	0	2	0	0	1	0	0	127	4	3.1	7	0	0	137	4	2.9	
7TH GRADE FEMALE	0	0	0	2	0	0	1	0	0	126	1	0.8	5	0	0	134	1	0.7	
7TH GRADE TOTAL	0	0	0	4	0	0	2	0	0	253	5	2	12	0	0	271	5	1.8	
8TH GRADE MALE	1	0	0	2	0	0	1	0	0	127	2	1.6	9	0	0	140	2	1.4	
8TH GRADE FEMALE	1	0	0	4	0	0	3	0	0	116	0	0	8	0	0	132	0	0	
8TH GRADE TOTAL	2	0	0	6	0	0	4	0	0	243	2	0.8	17	0	0	272	2	0.7	
9TH GRADE MALE	4	0	0	2	0	0	3	0	0	128	4	3.1	9	0	0	146	4	2.7	
9TH GRADE FEMALE	0	0	0	3	0	0	2	0	0	122	1	0.8	15	0	0	142	1	0.7	
9TH GRADE TOTAL	4	0	0	5	0	0	5	0	0	250	5	2	24	0	0	288	5	1.7	
10TH GRADE MALE	2	0	0	1	0	0	1	1	100	114	6	5.3	5	0	0	123	7	5.7	
10TH GRADE FEMALE	0	0	0	3	0	0	1	0	0	127	2	1.6	5	0	0	136	2	1.5	
10TH GRADE TOTAL	2	0	0	4	0	0	2	1	50	241	8	3.3	10	0	0	259	9	3.5	
11TH GRADE MALE	2	0	0	0	0	0	0	0	0	99	3	3	4	0	0	105	3	2.9	
11TH GRADE FEMALE	0	0	0	1	0	0	0	0	0	100	2	2	6	1	16.7	107	3	2.8	
11TH GRADE TOTAL	2	0	0	1	0	0	0	0	0	199	5	2.5	10	1	10	212	6	2.8	
12TH GRADE MALE	0	0	0	2	0	0	2	1	50	83	3	3.6	4	1	25	91	5	5.5	
12TH GRADE FEMALE	1	0	0	0	0	0	1	0	0	95	1	1.1	2	0	0	99	1	1	
12TH GRADE TOTAL	1	0	0	2	0	0	3	1	33.3	178	4	2.2	6	1	16.7	190	6	3.2	
DISTRICT TOTAL MALE	9	0	0	9	0	0	8	2	25	678	22	3.2	38	1	2.6	742	25	3.4	
DISTRICT TOTAL FEMALE	2	0	0	13	0	0	8	0	0	686	7	1	41	1	2.4	750	8	1.1	
DISTRICT TOTAL	11	0	0	22	0	0	16	2	12.5	1,364	29	2.1	79	2	2.5	1,492	33	2.2	
DISTRICT TOTALS (ALTERNATIVE SCHOOLS ONLY)																			
9TH GRADE MALE	1	1	100	0	0	0	0	0	0	9	2	22.2	0	0	0	10	3	30	
9TH GRADE FEMALE	0	0	0	0	0	0	1	0	0	5	3	60	1	1	100	7	4	57.1	
9TH GRADE TOTAL	1	1	100	0	0	0	1	0	0	14	5	35.7	1	1	100	17	7	41.2	
10TH GRADE MALE	0	0	0	0	0	0	0	0	0	12	4	33.3	0	0	0	12	4	33.3	
10TH GRADE FEMALE	0	0	0	0	0	0	0	0	0	8	0	0	0	0	0	8	0	0	
10TH GRADE TOTAL	0	0	0	0	0	0	0	0	0	20	4	20	0	0	0	20	4	20	
11TH GRADE MALE	0	0	0	0	0	0	1	0	0	15	4	26.7	1	1	100	17	5	29.4	
11TH GRADE FEMALE	0	0	0	0	0	0	0	0	0	7	0	0	1	1	100	8	1	12.5	
11TH GRADE TOTAL	0	0	0	0	0	0	1	0	0	22	4	18.2	2	2	100	25	6	24	
12TH GRADE MALE	0	0	0	0	0	0	0	0	0	9	1	11.1	1	0	0	10	1	10	
12TH GRADE FEMALE	0	0	0	0	0	0	0	0	0	10	2	20	0	0	0	10	2	20	
12TH GRADE TOTAL	0	0	0	0	0	0	0	0	0	19	3	15.8	1	0	0	20	3	15	
DISTRICT TOTAL MALE	1	1	100	0	0	0	1	0	0	45	11	24.4	2	1	50	49	13	26.5	
DISTRICT TOTAL FEMALE	0	0	0	0	0	0	1	0	0	30	5	16.7	2	2	100	33	7	21.2	
DISTRICT TOTAL	1	1	100	0	0	0	2	0	0	75	16	21.3	4	3	75	82	20	24.4	
DISTRICT: 0930 KIOWA C-2																			
DISTRICT TOTALS (INCLUDING ALTERNATIVE SCHOOLS)																			
7TH GRADE MALE	0	0	0	0	0	0	0	0	0	14	0	0	0	0	0	14	0	0	
7TH GRADE FEMALE	0	0	0	0	0	0	0	0	0	22	0	0	2	0	0	24	0	0	
7TH GRADE TOTAL	0	0	0	0	0	0	0	0	0	36	0	0	2	0	0	38	0	0	
8TH GRADE MALE	1	0	0	0	0	0	0	0	0	21	0	0	1	0	0	23	0	0	
8TH GRADE FEMALE	0	0	0	0	0	0	0	0	0	15	0	0	2	0	0	17	0	0	
8TH GRADE TOTAL	1	0	0	0	0	0	0	0	0	36	0	0	3	0	0	40	0	0	
9TH GRADE MALE	0	0	0	1	0	0	0	0	0	18	0	0	0	0	0	19	0	0	
9TH GRADE FEMALE	0	0	0	0	0	0	0	0	0	30	0	0	0	0	0	30	0	0	

8/17/2006 COLORADO DEPARTMENT OF EDUCATION
2004-2005 STATE DROPOUT COUNTS BY DISTRICT

	AMERICAN INDIAN OR ALASKAN NATIVE	AMERICAN INDIAN OR ALASKAN NATIVE	AMERICAN INDIAN OR ALASKAN NATIVE	ASIAN PACIFIC ISLANDER	ASIAN PACIFIC ISLANDER	ASIAN PACIFIC ISLANDER	BLACK NOT OF HISPANIC ORIGIN	BLACK NOT OF HISPANIC ORIGIN	BLACK NOT OF HISPANIC ORIGIN	WHITE NOT OF HISPANIC ORIGIN	WHITE NOT OF HISPANIC ORIGIN	WHITE NOT OF HISPANIC ORIGIN	HISPANIC	HISPANIC	HISPANIC	TOTALS	TOTALS	TOTALS	
	PUPIL COUNT	DROPOUTS	DROPOUT RATE	PUPIL COUNT	DROPOUTS	DROPOUT RATE	PUPIL COUNT	DROPOUTS	DROPOUT RATE	PUPIL COUNT	DROPOUTS	DROPOUT RATE	PUPIL COUNT	DROPOUTS	DROPOUT RATE	PUPIL COUNT	DROPOUTS	DROPOUT RATE	
9TH GRADE TOTAL	0	0	0	1	0	0	0	0	0	48	0	0	0	0	0	49	0	0	
10TH GRADE MALE	0	0	0	1	0	0	1	0	0	17	0	0	0	0	0	19	0	0	
10TH GRADE FEMALE	0	0	0	1	0	0	1	0	0	22	0	0	3	0	0	27	0	0	
10TH GRADE TOTAL	0	0	0	2	0	0	2	0	0	39	0	0	3	0	0	46	0	0	
11TH GRADE MALE	1	0	0	0	0	0	0	0	0	13	0	0	3	0	0	17	0	0	
11TH GRADE FEMALE	0	0	0	0	0	0	1	0	0	22	0	0	0	0	0	23	0	0	
11TH GRADE TOTAL	1	0	0	0	0	0	1	0	0	35	0	0	3	0	0	40	0	0	
12TH GRADE MALE	0	0	0	0	0	0	0	0	0	9	0	0	0	0	0	9	0	0	
12TH GRADE FEMALE	0	0	0	0	0	0	0	0	0	18	0	0	0	0	0	18	0	0	
12TH GRADE TOTAL	0	0	0	0	0	0	0	0	0	27	0	0	0	0	0	27	0	0	
DISTRICT TOTAL MALE	2	0	0	2	0	0	1	0	0	92	0	0	4	0	0	101	0	0	
DISTRICT TOTAL FEMALE	0	0	0	1	0	0	2	0	0	129	0	0	7	0	0	139	0	0	
DISTRICT TOTAL	2	0	0	3	0	0	3	0	0	221	0	0	11	0	0	240	0	0	
DISTRICT TOTALS (EXCLUDING ALTERNATIVE SCHOOLS)																			
7TH GRADE MALE	0	0	0	0	0	0	0	0	0	14	0	0	0	0	0	14	0	0	
7TH GRADE FEMALE	0	0	0	0	0	0	0	0	0	22	0	0	2	0	0	24	0	0	
7TH GRADE TOTAL	0	0	0	0	0	0	0	0	0	36	0	0	2	0	0	38	0	0	
8TH GRADE MALE	1	0	0	0	0	0	0	0	0	21	0	0	1	0	0	23	0	0	
8TH GRADE FEMALE	0	0	0	0	0	0	0	0	0	15	0	0	2	0	0	17	0	0	
8TH GRADE TOTAL	1	0	0	0	0	0	0	0	0	36	0	0	3	0	0	40	0	0	
9TH GRADE MALE	0	0	0	1	0	0	0	0	0	18	0	0	0	0	0	19	0	0	
9TH GRADE FEMALE	0	0	0	0	0	0	0	0	0	30	0	0	0	0	0	30	0	0	
9TH GRADE TOTAL	0	0	0	1	0	0	0	0	0	48	0	0	0	0	0	49	0	0	
10TH GRADE MALE	0	0	0	1	0	0	1	0	0	17	0	0	0	0	0	19	0	0	
10TH GRADE FEMALE	0	0	0	1	0	0	1	0	0	22	0	0	3	0	0	27	0	0	
10TH GRADE TOTAL	0	0	0	2	0	0	2	0	0	39	0	0	3	0	0	46	0	0	
11TH GRADE MALE	1	0	0	0	0	0	0	0	0	13	0	0	3	0	0	17	0	0	
11TH GRADE FEMALE	0	0	0	0	0	0	1	0	0	22	0	0	0	0	0	23	0	0	
11TH GRADE TOTAL	1	0	0	0	0	0	1	0	0	35	0	0	3	0	0	40	0	0	
12TH GRADE MALE	0	0	0	0	0	0	0	0	0	9	0	0	0	0	0	9	0	0	
12TH GRADE FEMALE	0	0	0	0	0	0	0	0	0	18	0	0	0	0	0	18	0	0	
12TH GRADE TOTAL	0	0	0	0	0	0	0	0	0	27	0	0	0	0	0	27	0	0	
DISTRICT TOTAL MALE	2	0	0	2	0	0	1	0	0	92	0	0	4	0	0	101	0	0	
DISTRICT TOTAL FEMALE	0	0	0	1	0	0	2	0	0	129	0	0	7	0	0	139	0	0	
DISTRICT TOTAL	2	0	0	3	0	0	3	0	0	221	0	0	11	0	0	240	0	0	
DISTRICT TOTALS (ALTERNATIVE SCHOOLS ONLY)																			
DISTRICT TOTAL MALE	0	0	0	0	0	0	0	0	0	0	0	0	0	0	0	0	0	0	
DISTRICT TOTAL FEMALE	0	0	0	0	0	0	0	0	0	0	0	0	0	0	0	0	0	0	
DISTRICT TOTAL	0	0	0	0	0	0	0	0	0	0	0	0	0	0	0	0	0	0	
DISTRICT: 0940 BIG SANDY 100J																			
DISTRICT TOTALS (INCLUDING ALTERNATIVE SCHOOLS)																			
7TH GRADE MALE	0	0	0	0	0	0	1	0	0	15	0	0	1	0	0	17	0	0	
7TH GRADE FEMALE	0	0	0	0	0	0	0	0	0	14	0	0	1	0	0	15	0	0	
7TH GRADE TOTAL	0	0	0	0	0	0	1	0	0	29	0	0	2	0	0	32	0	0	
8TH GRADE MALE	0	0	0	0	0	0	0	0	0	8	0	0	2	0	0	10	0	0	
8TH GRADE FEMALE	0	0	0	0	0	0	0	0	0	18	0	0	0	0	0	18	0	0	
8TH GRADE TOTAL	0	0	0	0	0	0	0	0	0	26	0	0	2	0	0	28	0	0	
9TH GRADE MALE	0	0	0	0	0	0	0	0	0	15	0	0	2	0	0	17	0	0	
9TH GRADE FEMALE	1	0	0	0	0	0	0	0	0	19	0	0	3	1	33.3	23	1	4.3	
9TH GRADE TOTAL	1	0	0	0	0	0	0	0	0	34	0	0	5	1	20	40	1	2.5	
10TH GRADE MALE	0	0	0	0	0	0	0	0	0	9	0	0	2	0	0	11	0	0	
10TH GRADE FEMALE	0	0	0	1	0	0	0	0	0	13	0	0	0	0	0	14	0	0	
10TH GRADE TOTAL	0	0	0	1	0	0	0	0	0	22	0	0	2	0	0	25	0	0	




8/17/2006 COLORADO DEPARTMENT OF EDUCATION
2004-2005 STATE DROPOUT COUNTS BY DISTRICT

	AMERICAN INDIAN OR ALASKAN NATIVE	AMERICAN INDIAN OR ALASKAN NATIVE	AMERICAN INDIAN OR ALASKAN NATIVE	ASIAN PACIFIC ISLANDER	ASIAN PACIFIC ISLANDER	ASIAN PACIFIC ISLANDER	BLACK NOT OF HISPANIC ORIGIN	BLACK NOT OF HISPANIC ORIGIN	BLACK NOT OF HISPANIC ORIGIN	WHITE NOT OF HISPANIC ORIGIN	WHITE NOT OF HISPANIC ORIGIN	WHITE NOT OF HISPANIC ORIGIN	HISPANIC	HISPANIC	HISPANIC	TOTALS	TOTALS	TOTALS
	PUPIL COUNT	DROPOUTS	DROPOUT RATE	PUPIL COUNT	DROPOUTS	DROPOUT RATE	PUPIL COUNT	DROPOUTS	DROPOUT RATE	PUPIL COUNT	DROPOUTS	DROPOUT RATE	PUPIL COUNT	DROPOUTS	DROPOUT RATE	PUPIL COUNT	DROPOUTS	DROPOUT RATE
11TH GRADE MALE	1	0	0	0	0	0	0	0	0	12	0	0	1	0	0	14	0	0
11TH GRADE FEMALE	0	0	0	4	0	0	0	0	0	15	0	0	1	1	100	20	1	5
11TH GRADE TOTAL	1	0	0	4	0	0	0	0	0	27	0	0	2	1	50	34	1	2.9
12TH GRADE MALE	0	0	0	0	0	0	0	0	0	18	0	0	0	0	0	18	0	0
12TH GRADE FEMALE	0	0	0	0	0	0	0	0	0	13	1	7.7	0	0	0	13	1	7.7
12TH GRADE TOTAL	0	0	0	0	0	0	0	0	0	31	1	3.2	0	0	0	31	1	3.2
DISTRICT TOTAL MALE	1	0	0	0	0	0	1	0	0	77	0	0	8	0	0	87	0	0
DISTRICT TOTAL FEMALE	1	0	0	5	0	0	0	0	0	92	1	1.1	5	2	40	103	3	2.9
DISTRICT TOTAL	2	0	0	5	0	0	1	0	0	169	1	0.6	13	2	15.4	190	3	1.6
DISTRICT TOTALS (EXCLUDING ALTERNATIVE SCHOOLS)																		
7TH GRADE MALE	0	0	0	0	0	0	1	0	0	15	0	0	1	0	0	17	0	0
7TH GRADE FEMALE	0	0	0	0	0	0	0	0	0	14	0	0	1	0	0	15	0	0
7TH GRADE TOTAL	0	0	0	0	0	0	1	0	0	29	0	0	2	0	0	32	0	0
8TH GRADE MALE	0	0	0	0	0	0	0	0	0	8	0	0	2	0	0	10	0	0
8TH GRADE FEMALE	0	0	0	0	0	0	0	0	0	18	0	0	0	0	0	18	0	0
8TH GRADE TOTAL	0	0	0	0	0	0	0	0	0	26	0	0	2	0	0	28	0	0
9TH GRADE MALE	0	0	0	0	0	0	0	0	0	15	0	0	2	0	0	17	0	0
9TH GRADE FEMALE	1	0	0	0	0	0	0	0	0	19	0	0	3	1	33.3	23	1	4.3
9TH GRADE TOTAL	1	0	0	0	0	0	0	0	0	34	0	0	5	1	20	40	1	2.5
10TH GRADE MALE	0	0	0	0	0	0	0	0	0	9	0	0	2	0	0	11	0	0
10TH GRADE FEMALE	0	0	0	1	0	0	0	0	0	13	0	0	0	0	0	14	0	0
10TH GRADE TOTAL	0	0	0	1	0	0	0	0	0	22	0	0	2	0	0	25	0	0
11TH GRADE MALE	1	0	0	0	0	0	0	0	0	12	0	0	1	0	0	14	0	0
11TH GRADE FEMALE	0	0	0	4	0	0	0	0	0	15	0	0	1	1	100	20	1	5
11TH GRADE TOTAL	1	0	0	4	0	0	0	0	0	27	0	0	2	1	50	34	1	2.9
12TH GRADE MALE	0	0	0	0	0	0	0	0	0	18	0	0	0	0	0	18	0	0
12TH GRADE FEMALE	0	0	0	0	0	0	0	0	0	13	1	7.7	0	0	0	13	1	7.7
12TH GRADE TOTAL	0	0	0	0	0	0	0	0	0	31	1	3.2	0	0	0	31	1	3.2
DISTRICT TOTAL MALE	1	0	0	0	0	0	1	0	0	77	0	0	8	0	0	87	0	0
DISTRICT TOTAL FEMALE	1	0	0	5	0	0	0	0	0	92	1	1.1	5	2	40	103	3	2.9
DISTRICT TOTAL	2	0	0	5	0	0	1	0	0	169	1	0.6	13	2	15.4	190	3	1.6
DISTRICT TOTALS (ALTERNATIVE SCHOOLS ONLY)																		
DISTRICT TOTAL MALE	0	0	0	0	0	0	0	0	0	0	0	0	0	0	0	0	0	0
DISTRICT TOTAL FEMALE	0	0	0	0	0	0	0	0	0	0	0	0	0	0	0	0	0	0
DISTRICT TOTAL	0	0	0	0	0	0	0	0	0	0	0	0	0	0	0	0	0	0
DISTRICT: 0950 ELBERT 200																		
DISTRICT TOTALS (INCLUDING ALTERNATIVE SCHOOLS)																		
7TH GRADE MALE	1	0	0	0	0	0	0	0	0	19	0	0	0	0	0	20	0	0
7TH GRADE FEMALE	0	0	0	0	0	0	1	0	0	10	0	0	0	0	0	11	0	0
7TH GRADE TOTAL	1	0	0	0	0	0	1	0	0	29	0	0	0	0	0	31	0	0
8TH GRADE MALE	0	0	0	0	0	0	0	0	0	8	0	0	1	0	0	9	0	0
8TH GRADE FEMALE	0	0	0	0	0	0	0	0	0	15	0	0	0	0	0	15	0	0
8TH GRADE TOTAL	0	0	0	0	0	0	0	0	0	23	0	0	1	0	0	24	0	0
9TH GRADE MALE	0	0	0	0	0	0	0	0	0	10	0	0	0	0	0	10	0	0
9TH GRADE FEMALE	0	0	0	0	0	0	0	0	0	19	0	0	0	0	0	19	0	0
9TH GRADE TOTAL	0	0	0	0	0	0	0	0	0	29	0	0	0	0	0	29	0	0
10TH GRADE MALE	0	0	0	1	0	0	0	0	0	15	0	0	0	0	0	16	0	0
10TH GRADE FEMALE	0	0	0	0	0	0	0	0	0	13	0	0	0	0	0	13	0	0
10TH GRADE TOTAL	0	0	0	1	0	0	0	0	0	28	0	0	0	0	0	29	0	0
11TH GRADE MALE	0	0	0	1	0	0	1	0	0	13	0	0	1	0	0	16	0	0
11TH GRADE FEMALE	0	0	0	2	0	0	0	0	0	9	0	0	0	0	0	11	0	0
11TH GRADE TOTAL	0	0	0	3	0	0	1	0	0	22	0	0	1	0	0	27	0	0
12TH GRADE MALE	1	0	0	0	0	0	0	0	0	9	1	11.1	0	0	0	10	1	10


8/17/2006 COLORADO DEPARTMENT OF EDUCATION
2004-2005 STATE DROPOUT COUNTS BY DISTRICT

	AMERICAN INDIAN OR ALASKAN NATIVE	AMERICAN INDIAN OR ALASKAN NATIVE	AMERICAN INDIAN OR ALASKAN NATIVE	ASIAN PACIFIC ISLANDER	ASIAN PACIFIC ISLANDER	ASIAN PACIFIC ISLANDER	BLACK NOT OF HISPANIC ORIGIN	BLACK NOT OF HISPANIC ORIGIN	BLACK NOT OF HISPANIC ORIGIN	WHITE NOT OF HISPANIC ORIGIN	WHITE NOT OF HISPANIC ORIGIN	WHITE NOT OF HISPANIC ORIGIN	HISPANIC	HISPANIC	HISPANIC	TOTALS	TOTALS	TOTALS
	PUPIL COUNT	DROPOUTS	DROPOUT RATE	PUPIL COUNT	DROPOUTS	DROPOUT RATE	PUPIL COUNT	DROPOUTS	DROPOUT RATE	PUPIL COUNT	DROPOUTS	DROPOUT RATE	PUPIL COUNT	DROPOUTS	DROPOUT RATE	PUPIL COUNT	DROPOUTS	DROPOUT RATE
12TH GRADE FEMALE	0	0	0	1	0	0	0	0	0	9	0	0	0	0	0	10	0	0
12TH GRADE TOTAL	1	0	0	1	0	0	0	0	0	18	1	5.6	0	0	0	20	1	5
DISTRICT TOTAL MALE	2	0	0	2	0	0	1	0	0	74	1	1.4	2	0	0	81	1	1.2
DISTRICT TOTAL FEMALE	0	0	0	3	0	0	1	0	0	75	0	0	0	0	0	79	0	0
DISTRICT TOTAL	2	0	0	5	0	0	2	0	0	149	1	0.7	2	0	0	160	1	0.6
DISTRICT TOTALS (EXCLUDING ALTERNATIVE SCHOOLS)																		
7TH GRADE MALE	1	0	0	0	0	0	0	0	0	19	0	0	0	0	0	20	0	0
7TH GRADE FEMALE	0	0	0	0	0	0	1	0	0	10	0	0	0	0	0	11	0	0
7TH GRADE TOTAL	1	0	0	0	0	0	1	0	0	29	0	0	0	0	0	31	0	0
8TH GRADE MALE	0	0	0	0	0	0	0	0	0	8	0	0	1	0	0	9	0	0
8TH GRADE FEMALE	0	0	0	0	0	0	0	0	0	15	0	0	0	0	0	15	0	0
8TH GRADE TOTAL	0	0	0	0	0	0	0	0	0	23	0	0	1	0	0	24	0	0
9TH GRADE MALE	0	0	0	0	0	0	0	0	0	10	0	0	0	0	0	10	0	0
9TH GRADE FEMALE	0	0	0	0	0	0	0	0	0	19	0	0	0	0	0	19	0	0
9TH GRADE TOTAL	0	0	0	0	0	0	0	0	0	29	0	0	0	0	0	29	0	0
10TH GRADE MALE	0	0	0	1	0	0	0	0	0	15	0	0	0	0	0	16	0	0
10TH GRADE FEMALE	0	0	0	0	0	0	0	0	0	13	0	0	0	0	0	13	0	0
10TH GRADE TOTAL	0	0	0	1	0	0	0	0	0	28	0	0	0	0	0	29	0	0
11TH GRADE MALE	0	0	0	1	0	0	1	0	0	13	0	0	1	0	0	16	0	0
11TH GRADE FEMALE	0	0	0	2	0	0	0	0	0	9	0	0	0	0	0	11	0	0
11TH GRADE TOTAL	0	0	0	3	0	0	1	0	0	22	0	0	1	0	0	27	0	0
12TH GRADE MALE	1	0	0	0	0	0	0	0	0	9	1	11.1	0	0	0	10	1	10
12TH GRADE FEMALE	0	0	0	1	0	0	0	0	0	9	0	0	0	0	0	10	0	0
12TH GRADE TOTAL	1	0	0	1	0	0	0	0	0	18	1	5.6	0	0	0	20	1	5
DISTRICT TOTAL MALE	2	0	0	2	0	0	1	0	0	74	1	1.4	2	0	0	81	1	1.2
DISTRICT TOTAL FEMALE	0	0	0	3	0	0	1	0	0	75	0	0	0	0	0	79	0	0
DISTRICT TOTAL	2	0	0	5	0	0	2	0	0	149	1	0.7	2	0	0	160	1	0.6
DISTRICT TOTALS (ALTERNATIVE SCHOOLS ONLY)																		
DISTRICT TOTAL MALE	0	0	0	0	0	0	0	0	0	0	0	0	0	0	0	0	0	0
DISTRICT TOTAL FEMALE	0	0	0	0	0	0	0	0	0	0	0	0	0	0	0	0	0	0
DISTRICT TOTAL	0	0	0	0	0	0	0	0	0	0	0	0	0	0	0	0	0	0
DISTRICT: 0960 AGATE 300																		
DISTRICT TOTALS (INCLUDING ALTERNATIVE SCHOOLS)																		
7TH GRADE MALE	0	0	0	0	0	0	0	0	0	5	0	0	0	0	0	5	0	0
7TH GRADE FEMALE	0	0	0	0	0	0	0	0	0	1	0	0	1	0	0	2	0	0
7TH GRADE TOTAL	0	0	0	0	0	0	0	0	0	6	0	0	1	0	0	7	0	0
8TH GRADE MALE	0	0	0	0	0	0	0	0	0	7	0	0	0	0	0	7	0	0
8TH GRADE FEMALE	1	0	0	0	0	0	1	0	0	4	0	0	1	0	0	7	0	0
8TH GRADE TOTAL	1	0	0	0	0	0	1	0	0	11	0	0	1	0	0	14	0	0
9TH GRADE MALE	1	0	0	0	0	0	0	0	0	4	0	0	0	0	0	5	0	0
9TH GRADE FEMALE	0	0	0	0	0	0	0	0	0	4	0	0	1	0	0	5	0	0
9TH GRADE TOTAL	1	0	0	0	0	0	0	0	0	8	0	0	1	0	0	10	0	0
10TH GRADE MALE	0	0	0	0	0	0	0	0	0	2	0	0	0	0	0	2	0	0
10TH GRADE FEMALE	0	0	0	0	0	0	1	0	0	6	0	0	1	0	0	8	0	0
10TH GRADE TOTAL	0	0	0	0	0	0	1	0	0	8	0	0	1	0	0	10	0	0
11TH GRADE MALE	0	0	0	0	0	0	0	0	0	3	0	0	0	0	0	3	0	0
11TH GRADE FEMALE	0	0	0	0	0	0	0	0	0	8	0	0	0	0	0	8	0	0
11TH GRADE TOTAL	0	0	0	0	0	0	0	0	0	11	0	0	0	0	0	11	0	0
12TH GRADE MALE	0	0	0	0	0	0	0	0	0	5	0	0	0	0	0	5	0	0
12TH GRADE FEMALE	0	0	0	0	0	0	0	0	0	4	0	0	0	0	0	4	0	0
12TH GRADE TOTAL	0	0	0	0	0	0	0	0	0	9	0	0	0	0	0	9	0	0
DISTRICT TOTAL MALE	1	0	0	0	0	0	0	0	0	26	0	0	0	0	0	27	0	0
DISTRICT TOTAL FEMALE	1	0	0	0	0	0	2	0	0	27	0	0	4	0	0	34	0	0



8/17/2006 COLORADO DEPARTMENT OF EDUCATION
2004-2005 STATE DROPOUT COUNTS BY DISTRICT

	AMERICAN INDIAN OR ALASKAN NATIVE	AMERICAN INDIAN OR ALASKAN NATIVE	AMERICAN INDIAN OR ALASKAN NATIVE	ASIAN PACIFIC ISLANDER	ASIAN PACIFIC ISLANDER	ASIAN PACIFIC ISLANDER	BLACK NOT OF HISPANIC ORIGIN	BLACK NOT OF HISPANIC ORIGIN	BLACK NOT OF HISPANIC ORIGIN	WHITE NOT OF HISPANIC ORIGIN	WHITE NOT OF HISPANIC ORIGIN	WHITE NOT OF HISPANIC ORIGIN	HISPANIC	HISPANIC	HISPANIC	TOTALS	TOTALS	TOTALS	
	PUPIL COUNT	DROPOUTS	DROPOUT RATE	PUPIL COUNT	DROPOUTS	DROPOUT RATE	PUPIL COUNT	DROPOUTS	DROPOUT RATE	PUPIL COUNT	DROPOUTS	DROPOUT RATE	PUPIL COUNT	DROPOUTS	DROPOUT RATE	PUPIL COUNT	DROPOUTS	DROPOUT RATE	
DISTRICT TOTAL	2	0	0	0	0	0	2	0	0	53	0	0	4	0	0	61	0	0	
DISTRICT TOTALS (EXCLUDING ALTERNATIVE SCHOOLS)																			
7TH GRADE MALE	0	0	0	0	0	0	0	0	0	5	0	0	0	0	0	5	0	0	
7TH GRADE FEMALE	0	0	0	0	0	0	0	0	0	1	0	0	1	0	0	2	0	0	
7TH GRADE TOTAL	0	0	0	0	0	0	0	0	0	6	0	0	1	0	0	7	0	0	
8TH GRADE MALE	0	0	0	0	0	0	0	0	0	7	0	0	0	0	0	7	0	0	
8TH GRADE FEMALE	1	0	0	0	0	0	1	0	0	4	0	0	1	0	0	7	0	0	
8TH GRADE TOTAL	1	0	0	0	0	0	1	0	0	11	0	0	1	0	0	14	0	0	
9TH GRADE MALE	1	0	0	0	0	0	0	0	0	4	0	0	0	0	0	5	0	0	
9TH GRADE FEMALE	0	0	0	0	0	0	0	0	0	4	0	0	1	0	0	5	0	0	
9TH GRADE TOTAL	1	0	0	0	0	0	0	0	0	8	0	0	1	0	0	10	0	0	
10TH GRADE MALE	0	0	0	0	0	0	0	0	0	2	0	0	0	0	0	2	0	0	
10TH GRADE FEMALE	0	0	0	0	0	0	1	0	0	6	0	0	1	0	0	8	0	0	
10TH GRADE TOTAL	0	0	0	0	0	0	1	0	0	8	0	0	1	0	0	10	0	0	
11TH GRADE MALE	0	0	0	0	0	0	0	0	0	3	0	0	0	0	0	3	0	0	
11TH GRADE FEMALE	0	0	0	0	0	0	0	0	0	8	0	0	0	0	0	8	0	0	
11TH GRADE TOTAL	0	0	0	0	0	0	0	0	0	11	0	0	0	0	0	11	0	0	
12TH GRADE MALE	0	0	0	0	0	0	0	0	0	5	0	0	0	0	0	5	0	0	
12TH GRADE FEMALE	0	0	0	0	0	0	0	0	0	4	0	0	0	0	0	4	0	0	
12TH GRADE TOTAL	0	0	0	0	0	0	0	0	0	9	0	0	0	0	0	9	0	0	
DISTRICT TOTAL MALE	1	0	0	0	0	0	2	0	0	26	0	0	0	0	0	27	0	0	
DISTRICT TOTAL FEMALE	1	0	0	0	0	0	0	0	0	27	0	0	4	0	0	34	0	0	
DISTRICT TOTAL	2	0	0	0	0	0	2	0	0	53	0	0	4	0	0	61	0	0	
DISTRICT TOTALS (ALTERNATIVE SCHOOLS ONLY)																			
DISTRICT TOTAL MALE	0	0	0	0	0	0	0	0	0	0	0	0	0	0	0	0	0	0	
DISTRICT TOTAL FEMALE	0	0	0	0	0	0	0	0	0	0	0	0	0	0	0	0	0	0	
DISTRICT TOTAL	0	0	0	0	0	0	0	0	0	0	0	0	0	0	0	0	0	0	
COUNTY	21	EL PASO																	
DISTRICT:	0970	CALHAN RJ-1																	
DISTRICT TOTALS (INCLUDING ALTERNATIVE SCHOOLS)																			
7TH GRADE MALE	0	0	0	0	0	0	1	0	0	38	0	0	1	0	0	40	0	0	
7TH GRADE FEMALE	0	0	0	1	0	0	0	0	0	26	0	0	1	0	0	28	0	0	
7TH GRADE TOTAL	0	0	0	1	0	0	1	0	0	64	0	0	2	0	0	68	0	0	
8TH GRADE MALE	0	0	0	0	0	0	1	0	0	30	0	0	1	0	0	32	0	0	
8TH GRADE FEMALE	0	0	0	1	0	0	0	0	0	31	0	0	0	0	0	32	0	0	
8TH GRADE TOTAL	0	0	0	1	0	0	1	0	0	61	0	0	1	0	0	64	0	0	
9TH GRADE MALE	0	0	0	0	0	0	0	0	0	35	0	0	1	0	0	36	0	0	
9TH GRADE FEMALE	0	0	0	0	0	0	0	0	0	35	0	0	3	0	0	38	0	0	
9TH GRADE TOTAL	0	0	0	0	0	0	0	0	0	70	0	0	4	0	0	74	0	0	
10TH GRADE MALE	0	0	0	0	0	0	0	0	0	31	0	0	0	0	0	31	0	0	
10TH GRADE FEMALE	0	0	0	1	0	0	0	0	0	28	0	0	1	0	0	30	0	0	
10TH GRADE TOTAL	0	0	0	1	0	0	0	0	0	59	0	0	1	0	0	61	0	0	
11TH GRADE MALE	0	0	0	2	0	0	0	0	0	25	1	4	1	0	0	28	1	3.6	
11TH GRADE FEMALE	0	0	0	0	0	0	0	0	0	28	0	0	1	0	0	29	0	0	
11TH GRADE TOTAL	0	0	0	2	0	0	0	0	0	53	1	1.9	2	0	0	57	1	1.8	
12TH GRADE MALE	0	0	0	1	0	0	0	0	0	31	0	0	1	0	0	33	0	0	
12TH GRADE FEMALE	0	0	0	1	0	0	0	0	0	30	0	0	1	0	0	32	0	0	
12TH GRADE TOTAL	0	0	0	2	0	0	0	0	0	61	0	0	2	0	0	65	0	0	
DISTRICT TOTAL MALE	0	0	0	3	0	0	2	0	0	190	1	0.5	5	0	0	200	1	0.5	
DISTRICT TOTAL FEMALE	0	0	0	4	0	0	0	0	0	178	0	0	7	0	0	189	0	0	
DISTRICT TOTAL	0	0	0	7	0	0	2	0	0	368	1	0.3	12	0	0	389	1	0.3	
DISTRICT TOTALS (EXCLUDING ALTERNATIVE SCHOOLS)																			
7TH GRADE MALE	0	0	0	0	0	0	1	0	0	38	0	0	1	0	0	40	0	0	



8/17/2006 COLORADO DEPARTMENT OF EDUCATION
2004-2005 STATE DROPOUT COUNTS BY DISTRICT

	AMERICAN INDIAN OR ALASKAN NATIVE	AMERICAN INDIAN OR ALASKAN NATIVE	AMERICAN INDIAN OR ALASKAN NATIVE	ASIAN PACIFIC ISLANDER	ASIAN PACIFIC ISLANDER	ASIAN PACIFIC ISLANDER	BLACK NOT OF HISPANIC ORIGIN	BLACK NOT OF HISPANIC ORIGIN	BLACK NOT OF HISPANIC ORIGIN	WHITE NOT OF HISPANIC ORIGIN	WHITE NOT OF HISPANIC ORIGIN	WHITE NOT OF HISPANIC ORIGIN	HISPANIC	HISPANIC	HISPANIC	TOTALS	TOTALS	TOTALS	
	PUPIL COUNT	DROPOUTS	DROPOUT RATE	PUPIL COUNT	DROPOUTS	DROPOUT RATE	PUPIL COUNT	DROPOUTS	DROPOUT RATE	PUPIL COUNT	DROPOUTS	DROPOUT RATE	PUPIL COUNT	DROPOUTS	DROPOUT RATE	PUPIL COUNT	DROPOUTS	DROPOUT RATE	
7TH GRADE FEMALE	0	0	0	1	0	0	0	0	0	26	0	0	1	0	0	28	0	0	
7TH GRADE TOTAL	0	0	0	1	0	0	1	0	0	64	0	0	2	0	0	68	0	0	
8TH GRADE MALE	0	0	0	0	0	0	1	0	0	30	0	0	1	0	0	32	0	0	
8TH GRADE FEMALE	0	0	0	1	0	0	0	0	0	31	0	0	0	0	0	32	0	0	
8TH GRADE TOTAL	0	0	0	1	0	0	1	0	0	61	0	0	1	0	0	64	0	0	
9TH GRADE MALE	0	0	0	0	0	0	0	0	0	35	0	0	1	0	0	36	0	0	
9TH GRADE FEMALE	0	0	0	0	0	0	0	0	0	35	0	0	3	0	0	38	0	0	
9TH GRADE TOTAL	0	0	0	0	0	0	0	0	0	70	0	0	4	0	0	74	0	0	
10TH GRADE MALE	0	0	0	0	0	0	0	0	0	31	0	0	0	0	0	31	0	0	
10TH GRADE FEMALE	0	0	0	1	0	0	0	0	0	28	0	0	1	0	0	30	0	0	
10TH GRADE TOTAL	0	0	0	1	0	0	0	0	0	59	0	0	1	0	0	61	0	0	
11TH GRADE MALE	0	0	0	2	0	0	0	0	0	25	1	4	1	0	0	28	1	3.6	
11TH GRADE FEMALE	0	0	0	0	0	0	0	0	0	28	0	0	1	0	0	29	0	0	
11TH GRADE TOTAL	0	0	0	2	0	0	0	0	0	53	1	1.9	2	0	0	57	1	1.8	
12TH GRADE MALE	0	0	0	1	0	0	0	0	0	31	0	0	1	0	0	33	0	0	
12TH GRADE FEMALE	0	0	0	1	0	0	0	0	0	30	0	0	1	0	0	32	0	0	
12TH GRADE TOTAL	0	0	0	2	0	0	0	0	0	61	0	0	2	0	0	65	0	0	
DISTRICT TOTAL MALE	0	0	0	3	0	0	2	0	0	190	1	0.5	5	0	0	200	1	0.5	
DISTRICT TOTAL FEMALE	0	0	0	4	0	0	0	0	0	178	0	0	7	0	0	189	0	0	
DISTRICT TOTAL	0	0	0	7	0	0	2	0	0	368	1	0.3	12	0	0	389	1	0.3	
DISTRICT TOTALS (ALTERNATIVE SCHOOLS ONLY)																			
DISTRICT TOTAL MALE	0	0	0	0	0	0	0	0	0	0	0	0	0	0	0	0	0	0	
DISTRICT TOTAL FEMALE	0	0	0	0	0	0	0	0	0	0	0	0	0	0	0	0	0	0	
DISTRICT TOTAL	0	0	0	0	0	0	0	0	0	0	0	0	0	0	0	0	0	0	
DISTRICT: 0980 HARRISON 2																			
DISTRICT TOTALS (INCLUDING ALTERNATIVE SCHOOLS)																			
7TH GRADE MALE	9	1	11.1	26	1	3.8	121	1	0.8	181	1	0.6	164	4	2.4	501	8	1.6	
7TH GRADE FEMALE	7	0	0	24	0	0	109	3	2.8	154	2	1.3	131	2	1.5	425	7	1.6	
7TH GRADE TOTAL	16	1	6.3	50	1	2	230	4	1.7	335	3	0.9	295	6	2	926	15	1.6	
8TH GRADE MALE	9	0	0	17	0	0	129	2	1.6	179	4	2.2	158	6	3.8	492	12	2.4	
8TH GRADE FEMALE	13	0	0	28	0	0	127	2	1.6	181	7	3.9	142	1	0.7	491	10	2	
8TH GRADE TOTAL	22	0	0	45	0	0	256	4	1.6	360	11	3.1	300	7	2.3	983	22	2.2	
9TH GRADE MALE	9	0	0	23	1	4.3	128	7	5.5	163	5	3.1	145	4	2.8	468	17	3.6	
9TH GRADE FEMALE	12	0	0	25	0	0	111	4	3.6	159	5	3.1	162	8	4.9	469	17	3.6	
9TH GRADE TOTAL	21	0	0	48	1	2.1	239	11	4.6	322	10	3.1	307	12	3.9	937	34	3.6	
10TH GRADE MALE	4	0	0	22	2	9.1	110	10	9.1	163	6	3.7	132	9	6.8	431	27	6.3	
10TH GRADE FEMALE	7	2	28.6	20	0	0	125	5	4	129	6	4.7	118	7	5.9	399	20	5	
10TH GRADE TOTAL	11	2	18.2	42	2	4.8	235	15	6.4	292	12	4.1	250	16	6.4	830	47	5.7	
11TH GRADE MALE	7	1	14.3	17	0	0	106	6	5.7	154	12	7.8	100	11	11	384	30	7.8	
11TH GRADE FEMALE	6	1	16.7	23	0	0	117	9	7.7	151	7	4.6	91	12	13.2	388	29	7.5	
11TH GRADE TOTAL	13	2	15.4	40	0	0	223	15	6.7	305	19	6.2	191	23	12	772	59	7.6	
12TH GRADE MALE	9	2	22.2	25	4	16	115	15	13	173	39	22.5	128	26	20.3	450	86	19.1	
12TH GRADE FEMALE	8	2	25	32	6	18.8	123	19	15.4	149	17	11.4	138	18	13	450	62	13.8	
12TH GRADE TOTAL	17	4	23.5	57	10	17.5	238	34	14.3	322	56	17.4	266	44	16.5	900	148	16.4	
DISTRICT TOTAL MALE	47	4	8.5	130	8	6.2	709	41	5.8	1,013	67	6.6	827	60	7.3	2,726	180	6.6	
DISTRICT TOTAL FEMALE	53	5	9.4	152	6	3.9	712	42	5.9	923	44	4.8	782	48	6.1	2,622	145	5.5	
DISTRICT TOTAL	100	9	9	282	14	5	1,421	83	5.8	1,936	111	5.7	1,609	108	6.7	5,348	325	6.1	
DISTRICT TOTALS (EXCLUDING ALTERNATIVE SCHOOLS)																			
7TH GRADE MALE	9	1	11.1	26	1	3.8	116	1	0.9	178	1	0.6	164	4	2.4	493	8	1.6	
7TH GRADE FEMALE	7	0	0	24	0	0	108	3	2.8	152	2	1.3	129	2	1.6	420	7	1.7	
7TH GRADE TOTAL	16	1	6.3	50	1	2	224	4	1.8	330	3	0.9	293	6	2	913	15	1.6	
8TH GRADE MALE	6	0	0	15	0	0	129	2	1.6	177	4	2.3	154	6	3.9	481	12	2.5	
8TH GRADE FEMALE	12	0	0	28	0	0	124	2	1.6	178	7	3.9	136	1	0.7	478	10	2.1	

8/17/2006 COLORADO DEPARTMENT OF EDUCATION
2004-2005 STATE DROPOUT COUNTS BY DISTRICT

	AMERICAN INDIAN OR ALASKAN NATIVE	AMERICAN INDIAN OR ALASKAN NATIVE	AMERICAN INDIAN OR ALASKAN NATIVE	ASIAN PACIFIC ISLANDER	ASIAN PACIFIC ISLANDER	ASIAN PACIFIC ISLANDER	BLACK NOT OF HISPANIC ORIGIN	BLACK NOT OF HISPANIC ORIGIN	BLACK NOT OF HISPANIC ORIGIN	WHITE NOT OF HISPANIC ORIGIN	WHITE NOT OF HISPANIC ORIGIN	WHITE NOT OF HISPANIC ORIGIN	HISPANIC	HISPANIC	HISPANIC	TOTALS	TOTALS	TOTALS
	PUPIL COUNT	DROPOUTS	DROPOUT RATE	PUPIL COUNT	DROPOUTS	DROPOUT RATE	PUPIL COUNT	DROPOUTS	DROPOUT RATE	PUPIL COUNT	DROPOUTS	DROPOUT RATE	PUPIL COUNT	DROPOUTS	DROPOUT RATE	PUPIL COUNT	DROPOUTS	DROPOUT RATE
8TH GRADE TOTAL	18	0	0	43	0	0	253	4	1.6	355	11	3.1	290	7	2.4	959	22	2.3
9TH GRADE MALE	8	0	0	23	1	4.3	123	5	4.1	158	5	3.2	141	3	2.1	453	14	3.1
9TH GRADE FEMALE	11	0	0	25	0	0	108	4	3.7	156	4	2.6	155	4	2.6	455	12	2.6
9TH GRADE TOTAL	19	0	0	48	1	2.1	231	9	3.9	314	9	2.9	296	7	2.4	908	26	2.9
10TH GRADE MALE	4	0	0	20	1	5	109	9	8.3	155	6	3.9	126	9	7.1	414	25	6
10TH GRADE FEMALE	7	2	28.6	20	0	0	119	5	4.2	119	4	3.4	106	5	4.7	371	16	4.3
10TH GRADE TOTAL	11	2	18.2	40	1	2.5	228	14	6.1	274	10	3.6	232	14	6	785	41	5.2
11TH GRADE MALE	7	1	14.3	16	0	0	101	6	5.9	145	10	6.9	90	9	10	359	26	7.2
11TH GRADE FEMALE	6	1	16.7	23	0	0	116	8	6.9	144	4	2.8	79	9	11.4	368	22	6
11TH GRADE TOTAL	13	2	15.4	39	0	0	217	14	6.5	289	14	4.8	169	18	10.7	727	48	6.6
12TH GRADE MALE	7	2	28.6	23	4	17.4	103	12	11.7	131	21	16	74	12	16.2	338	51	15.1
12TH GRADE FEMALE	5	1	20	27	4	14.8	96	5	5.2	117	7	6	89	8	9	334	25	7.5
12TH GRADE TOTAL	12	3	25	50	8	16	199	17	8.5	248	28	11.3	163	20	12.3	672	76	11.3
DISTRICT TOTAL MALE	41	4	9.8	123	7	5.7	681	35	5.1	944	47	5	749	43	5.7	2,538	136	5.4
DISTRICT TOTAL FEMALE	48	4	8.3	147	4	2.7	671	27	4	866	28	3.2	694	29	4.2	2,426	92	3.8
DISTRICT TOTAL	89	8	9	270	11	4.1	1,352	62	4.6	1,810	75	4.1	1,443	72	5	4,964	228	4.6
DISTRICT TOTALS (ALTERNATIVE SCHOOLS ONLY)																		
7TH GRADE MALE	0	0	0	0	0	0	5	0	0	3	0	0	0	0	0	8	0	0
7TH GRADE FEMALE	0	0	0	0	0	0	1	0	0	2	0	0	2	0	0	5	0	0
7TH GRADE TOTAL	0	0	0	0	0	0	6	0	0	5	0	0	2	0	0	13	0	0
8TH GRADE MALE	3	0	0	2	0	0	0	0	0	2	0	0	4	0	0	11	0	0
8TH GRADE FEMALE	1	0	0	0	0	0	3	0	0	3	0	0	6	0	0	13	0	0
8TH GRADE TOTAL	4	0	0	2	0	0	3	0	0	5	0	0	10	0	0	24	0	0
9TH GRADE MALE	1	0	0	0	0	0	5	2	40	5	0	0	4	1	25	15	3	20
9TH GRADE FEMALE	1	0	0	0	0	0	3	0	0	3	1	33.3	7	4	57.1	14	5	35.7
9TH GRADE TOTAL	2	0	0	0	0	0	8	2	25	8	1	12.5	11	5	45.5	29	8	27.6
10TH GRADE MALE	0	0	0	2	1	50	1	100	8	0	0	6	0	0	17	2	11.8	
10TH GRADE FEMALE	0	0	0	0	0	0	6	0	0	10	2	20	12	2	16.7	28	4	14.3
10TH GRADE TOTAL	0	0	0	2	1	50	7	1	14.3	18	2	11.1	18	2	11.1	45	6	13.3
11TH GRADE MALE	0	0	0	1	0	0	5	0	0	9	2	22.2	10	2	20	25	4	16
11TH GRADE FEMALE	0	0	0	0	0	0	1	1	100	7	3	42.9	12	3	25	20	7	35
11TH GRADE TOTAL	0	0	0	1	0	0	6	1	16.7	16	5	31.3	22	5	22.7	45	11	24.4
12TH GRADE MALE	2	0	0	2	0	0	12	3	25	42	18	42.9	54	14	25.9	112	35	31.3
12TH GRADE FEMALE	3	1	33.3	5	2	40	27	14	51.9	32	10	31.3	49	10	20.4	116	37	31.9
12TH GRADE TOTAL	5	1	20	7	2	28.6	39	17	43.6	74	28	37.8	103	24	23.3	228	72	31.6
DISTRICT TOTAL MALE	6	0	0	7	1	14.3	28	6	21.4	69	20	29	78	17	21.8	188	44	23.4
DISTRICT TOTAL FEMALE	5	1	20	5	2	40	41	15	36.6	57	16	28.1	88	19	21.6	196	53	27
DISTRICT TOTAL	11	1	9.1	12	3	25	69	21	30.4	126	36	28.6	166	36	21.7	384	97	25.3
DISTRICT: 0990 WIDEFIELD 3																		
DISTRICT TOTALS (INCLUDING ALTERNATIVE SCHOOLS)																		
7TH GRADE MALE	3	0	0	15	0	0	75	1	1.3	233	1	0.4	69	1	1.4	395	3	0.8
7TH GRADE FEMALE	8	0	0	19	0	0	73	0	0	232	0	0	76	0	0	408	0	0
7TH GRADE TOTAL	11	0	0	34	0	0	148	1	0.7	465	1	0.2	145	1	0.7	803	3	0.4
8TH GRADE MALE	5	0	0	7	0	0	80	0	0	238	0	0	64	0	0	394	0	0
8TH GRADE FEMALE	6	0	0	17	0	0	66	0	0	235	0	0	62	0	0	386	0	0
8TH GRADE TOTAL	11	0	0	24	0	0	146	0	0	473	0	0	126	0	0	780	0	0
9TH GRADE MALE	7	1	14.3	20	0	0	83	5	6	306	14	4.6	85	3	3.5	501	23	4.6
9TH GRADE FEMALE	6	0	0	17	0	0	59	0	0	252	9	3.6	55	5	9.1	389	14	3.6
9TH GRADE TOTAL	13	1	7.7	37	0	0	142	5	3.5	558	23	4.1	140	8	5.7	890	37	4.2
10TH GRADE MALE	4	0	0	6	0	0	66	2	3	266	14	5.3	74	7	9.5	416	23	5.5
10TH GRADE FEMALE	5	0	0	16	1	6.3	66	1	1.5	212	6	2.8	61	4	6.6	360	12	3.3
10TH GRADE TOTAL	9	0	0	22	1	4.5	132	3	2.3	478	20	4.2	135	11	8.1	776	35	4.5
11TH GRADE MALE	3	0	0	13	1	7.7	68	1	1.5	209	8	3.8	54	4	7.4	347	14	4

8/17/2006 COLORADO DEPARTMENT OF EDUCATION
2004-2005 STATE DROPOUT COUNTS BY DISTRICT

	AMERICAN INDIAN OR ALASKAN NATIVE	AMERICAN INDIAN OR ALASKAN NATIVE	AMERICAN INDIAN OR ALASKAN NATIVE	ASIAN PACIFIC ISLANDER	ASIAN PACIFIC ISLANDER	ASIAN PACIFIC ISLANDER	BLACK NOT OF HISPANIC ORIGIN	BLACK NOT OF HISPANIC ORIGIN	BLACK NOT OF HISPANIC ORIGIN	WHITE NOT OF HISPANIC ORIGIN	WHITE NOT OF HISPANIC ORIGIN	WHITE NOT OF HISPANIC ORIGIN	HISPANIC	HISPANIC	HISPANIC	TOTALS	TOTALS	TOTALS
	PUPIL COUNT	DROPOUTS	DROPOUT RATE	PUPIL COUNT	DROPOUTS	DROPOUT RATE	PUPIL COUNT	DROPOUTS	DROPOUT RATE	PUPIL COUNT	DROPOUTS	DROPOUT RATE	PUPIL COUNT	DROPOUTS	DROPOUT RATE	PUPIL COUNT	DROPOUTS	DROPOUT RATE
11TH GRADE FEMALE	4	2	50	22	3	13.6	58	0	0	210	9	4.3	44	2	4.5	338	16	4.7
11TH GRADE TOTAL	7	2	28.6	35	4	11.4	126	1	0.8	419	17	4.1	98	6	6.1	685	30	4.4
12TH GRADE MALE	5	0	0	16	0	0	53	4	7.5	187	5	2.7	36	3	8.3	297	12	4
12TH GRADE FEMALE	6	0	0	19	0	0	44	1	2.3	210	7	3.3	38	1	2.6	317	9	2.8
12TH GRADE TOTAL	11	0	0	35	0	0	97	5	5.2	397	12	3	74	4	5.4	614	21	3.4
DISTRICT TOTAL MALE	27	1	3.7	77	1	1.3	425	13	3.1	1,439	42	2.9	382	18	4.7	2,350	75	3.2
DISTRICT TOTAL FEMALE	35	2	5.7	110	4	3.6	366	2	0.5	1,351	31	2.3	336	12	3.6	2,198	51	2.3
DISTRICT TOTAL	62	3	4.8	187	5	2.7	791	15	1.9	2,790	73	2.6	718	30	4.2	4,548	126	2.8
DISTRICT TOTALS (EXCLUDING ALTERNATIVE SCHOOLS)																		
7TH GRADE MALE	3	0	0	15	0	0	75	1	1.3	233	1	0.4	69	1	1.4	395	3	0.8
7TH GRADE FEMALE	8	0	0	19	0	0	73	0	0	232	0	0	76	0	0	408	0	0
7TH GRADE TOTAL	11	0	0	34	0	0	148	1	0.7	465	1	0.2	145	1	0.7	803	3	0.4
8TH GRADE MALE	5	0	0	7	0	0	80	0	0	238	0	0	64	0	0	394	0	0
8TH GRADE FEMALE	6	0	0	17	0	0	66	0	0	235	0	0	62	0	0	386	0	0
8TH GRADE TOTAL	11	0	0	24	0	0	146	0	0	473	0	0	126	0	0	780	0	0
9TH GRADE MALE	5	0	0	20	0	0	77	3	3.9	289	7	2.4	79	3	3.8	470	13	2.8
9TH GRADE FEMALE	6	0	0	17	0	0	58	0	0	242	5	2.1	49	2	4.1	372	7	1.9
9TH GRADE TOTAL	11	0	0	37	0	0	135	3	2.2	531	12	2.3	128	5	3.9	842	20	2.4
10TH GRADE MALE	4	0	0	6	0	0	61	1	1.6	255	11	4.3	68	3	4.4	394	15	3.8
10TH GRADE FEMALE	5	0	0	15	0	0	64	1	1.6	202	4	2	58	2	3.4	344	7	2
10TH GRADE TOTAL	9	0	0	21	0	0	125	2	1.6	457	15	3.3	126	5	4	738	22	3
11TH GRADE MALE	3	0	0	13	1	7.7	64	1	1.6	193	5	2.6	48	2	4.2	321	9	2.8
11TH GRADE FEMALE	2	0	0	21	3	14.3	55	0	0	204	8	3.9	40	1	2.5	322	12	3.7
11TH GRADE TOTAL	5	0	0	34	4	11.8	119	1	0.8	397	13	3.3	88	3	3.4	643	21	3.3
12TH GRADE MALE	5	0	0	15	0	0	48	3	6.3	178	5	2.8	33	2	6.1	279	10	3.6
12TH GRADE FEMALE	4	0	0	19	0	0	43	0	0	200	6	3	35	1	2.9	301	7	2.3
12TH GRADE TOTAL	9	0	0	34	0	0	91	3	3.3	378	11	2.9	68	3	4.4	580	17	2.9
DISTRICT TOTAL MALE	25	0	0	76	1	1.3	405	9	2.2	1,386	29	2.1	361	11	3	2,253	50	2.2
DISTRICT TOTAL FEMALE	31	0	0	108	3	2.8	359	1	0.3	1,315	23	1.7	320	6	1.9	2,133	33	1.5
DISTRICT TOTAL	56	0	0	184	4	2.2	764	10	1.3	2,701	52	1.9	681	17	2.5	4,386	83	1.9
DISTRICT TOTALS (ALTERNATIVE SCHOOLS ONLY)																		
9TH GRADE MALE	2	1	50	0	0	0	6	2	33.3	17	7	41.2	6	0	0	31	10	32.3
9TH GRADE FEMALE	0	0	0	0	0	0	1	0	0	10	4	40	6	3	50	17	7	41.2
9TH GRADE TOTAL	2	1	50	0	0	0	7	2	28.6	27	11	40.7	12	3	25	48	17	35.4
10TH GRADE MALE	0	0	0	0	0	0	5	1	20	11	3	27.3	6	4	66.7	22	8	36.4
10TH GRADE FEMALE	0	0	0	1	1	100	2	0	0	10	2	20	3	2	66.7	16	5	31.3
10TH GRADE TOTAL	0	0	0	1	1	100	7	1	14.3	21	5	23.8	9	6	66.7	38	13	34.2
11TH GRADE MALE	0	0	0	0	0	0	4	0	0	16	3	18.8	6	2	33.3	26	5	19.2
11TH GRADE FEMALE	2	2	100	1	0	0	3	0	0	6	1	16.7	4	1	25	16	4	25
11TH GRADE TOTAL	2	2	100	1	0	0	7	0	0	22	4	18.2	10	3	30	42	9	21.4
12TH GRADE MALE	0	0	0	1	0	0	5	1	20	9	0	0	3	1	33.3	18	2	11.1
12TH GRADE FEMALE	2	0	0	0	0	0	1	1	100	10	1	10	3	0	0	16	2	12.5
12TH GRADE TOTAL	2	0	0	1	0	0	6	2	33.3	19	1	5.3	6	1	16.7	34	4	11.8
DISTRICT TOTAL MALE	2	1	50	1	0	0	20	4	20	53	13	24.5	21	7	33.3	97	25	25.8
DISTRICT TOTAL FEMALE	4	2	50	2	1	50	7	1	14.3	36	8	22.2	16	6	37.5	65	18	27.7
DISTRICT TOTAL	6	3	50	3	1	33.3	27	5	18.5	89	21	23.6	37	13	35.1	162	43	26.5
DISTRICT: 1000 FOUNTAIN 8																		
DISTRICT TOTALS (INCLUDING ALTERNATIVE SCHOOLS)																		
7TH GRADE MALE	6	0	0	17	0	0	67	1	1.5	165	1	0.6	42	0	0	297	2	0.7
7TH GRADE FEMALE	8	1	12.5	20	0	0	60	0	0	158	0	0	38	1	2.6	284	2	0.7
7TH GRADE TOTAL	14	1	7.1	37	0	0	127	1	0.8	323	1	0.3	80	1	1.3	581	4	0.7
8TH GRADE MALE	9	0	0	12	0	0	47	2	4.3	149	3	2	46	3	6.5	263	8	3
8TH GRADE FEMALE	7	0	0	14	0	0	50	0	0	151	3	2	51	0	0	273	3	1.1

8/17/2006 COLORADO DEPARTMENT OF EDUCATION
2004-2005 STATE DROPOUT COUNTS BY DISTRICT

	AMERICAN INDIAN OR ALASKAN NATIVE	AMERICAN INDIAN OR ALASKAN NATIVE	AMERICAN INDIAN OR ALASKAN NATIVE	ASIAN PACIFIC ISLANDER	ASIAN PACIFIC ISLANDER	ASIAN PACIFIC ISLANDER	BLACK NOT OF HISPANIC ORIGIN	BLACK NOT OF HISPANIC ORIGIN	BLACK NOT OF HISPANIC ORIGIN	WHITE NOT OF HISPANIC ORIGIN	WHITE NOT OF HISPANIC ORIGIN	WHITE NOT OF HISPANIC ORIGIN	HISPANIC	HISPANIC	HISPANIC	TOTALS	TOTALS	TOTALS
	PUPIL COUNT	DROPOUTS	DROPOUT RATE	PUPIL COUNT	DROPOUTS	DROPOUT RATE	PUPIL COUNT	DROPOUTS	DROPOUT RATE	PUPIL COUNT	DROPOUTS	DROPOUT RATE	PUPIL COUNT	DROPOUTS	DROPOUT RATE	PUPIL COUNT	DROPOUTS	DROPOUT RATE
8TH GRADE TOTAL	16	0	0	26	0	0	97	2	2.1	300	6	2	97	3	3.1	536	11	2.1
9TH GRADE MALE	5	1	20	13	0	0	54	3	5.6	164	4	2.4	35	3	8.6	271	11	4.1
9TH GRADE FEMALE	7	1	14.3	10	1	10	59	0	0	148	5	3.4	47	2	4.3	271	9	3.3
9TH GRADE TOTAL	12	2	16.7	23	1	4.3	113	3	2.7	312	9	2.9	82	5	6.1	542	20	3.7
10TH GRADE MALE	2	1	50	9	1	11.1	43	1	2.3	152	6	3.9	38	1	2.6	244	10	4.1
10TH GRADE FEMALE	6	0	0	5	0	0	46	0	0	132	6	4.5	38	2	5.3	227	8	3.5
10TH GRADE TOTAL	8	1	12.5	14	1	7.1	89	1	1.1	284	12	4.2	76	3	3.9	471	18	3.8
11TH GRADE MALE	1	0	0	12	1	8.3	35	1	2.9	120	10	8.3	37	1	2.7	205	13	6.3
11TH GRADE FEMALE	5	0	0	7	1	14.3	37	2	5.4	97	7	7.2	34	3	8.8	180	13	7.2
11TH GRADE TOTAL	6	0	0	19	2	10.5	72	3	4.2	217	17	7.8	71	4	5.6	385	26	6.8
12TH GRADE MALE	2	0	0	7	0	0	30	3	10	95	9	9.5	25	1	4	159	13	8.2
12TH GRADE FEMALE	3	0	0	9	0	0	42	3	7.1	96	11	11.5	29	1	3.4	179	15	8.4
12TH GRADE TOTAL	5	0	0	16	0	0	72	6	8.3	191	20	10.5	54	2	3.7	338	28	8.3
DISTRICT TOTAL MALE	25	2	8	70	2	2.9	276	11	4	845	33	3.9	223	9	4	1,439	57	4
DISTRICT TOTAL FEMALE	36	2	5.6	65	2	3.1	294	5	1.7	782	32	4.1	237	9	3.8	1,414	50	3.5
DISTRICT TOTAL	61	4	6.6	135	4	3	570	16	2.8	1,627	65	4	460	18	3.9	2,853	107	3.8
DISTRICT TOTALS (EXCLUDING ALTERNATIVE SCHOOLS)																		
7TH GRADE MALE	6	0	0	17	0	0	67	1	1.5	165	1	0.6	42	0	0	297	2	0.7
7TH GRADE FEMALE	8	1	12.5	20	0	0	60	0	0	158	0	0	38	1	2.6	284	2	0.7
7TH GRADE TOTAL	14	1	7.1	37	0	0	127	1	0.8	323	1	0.3	80	1	1.3	581	4	0.7
8TH GRADE MALE	9	0	0	12	0	0	47	2	4.3	149	3	2	46	3	6.5	263	8	3
8TH GRADE FEMALE	7	0	0	14	0	0	50	0	0	151	3	2	51	0	0	273	3	1.1
8TH GRADE TOTAL	16	0	0	26	0	0	97	2	2.1	300	6	2	97	3	3.1	536	11	2.1
9TH GRADE MALE	4	1	25	11	0	0	49	2	4.1	152	2	1.3	24	0	0	242	5	2.1
9TH GRADE FEMALE	6	0	0	9	0	0	56	0	0	139	3	2.2	44	2	4.5	254	5	2
9TH GRADE TOTAL	10	1	10	20	0	0	105	2	1.9	293	5	1.7	68	2	2.9	496	10	2
10TH GRADE MALE	2	1	50	9	1	11.1	40	0	0	131	2	1.5	33	0	0	215	4	1.9
10TH GRADE FEMALE	6	0	0	5	0	0	46	0	0	119	5	4.2	35	1	2.9	211	6	2.8
10TH GRADE TOTAL	8	1	12.5	14	1	7.1	86	0	0	250	7	2.8	68	1	1.5	426	10	2.3
11TH GRADE MALE	1	0	0	10	0	0	35	1	2.9	100	6	6	35	1	2.9	181	8	4.4
11TH GRADE FEMALE	4	0	0	7	1	14.3	33	1	3	89	5	5.6	29	1	3.4	162	8	4.9
11TH GRADE TOTAL	5	0	0	17	1	5.9	68	2	2.9	189	11	5.8	64	2	3.1	343	16	4.7
12TH GRADE MALE	2	0	0	7	0	0	30	3	10	92	8	8.7	25	1	4	156	12	7.7
12TH GRADE FEMALE	3	0	0	9	0	0	41	2	4.9	94	11	11.7	25	1	4	172	14	8.1
12TH GRADE TOTAL	5	0	0	16	0	0	71	5	7	186	19	10.2	50	2	4	328	26	7.9
DISTRICT TOTAL MALE	24	2	8.3	66	1	1.5	268	9	3.4	791	22	2.8	205	5	2.4	1,354	39	2.9
DISTRICT TOTAL FEMALE	34	1	2.9	64	1	1.6	286	3	1	750	27	3.6	222	6	2.7	1,356	38	2.8
DISTRICT TOTAL	58	3	5.2	130	2	1.5	554	12	2.2	1,541	49	3.2	427	11	2.6	2,710	77	2.8
DISTRICT TOTALS (ALTERNATIVE SCHOOLS ONLY)																		
9TH GRADE MALE	1	0	0	2	0	0	5	1	20	10	2	20	11	3	27.3	29	6	20.7
9TH GRADE FEMALE	1	1	100	1	1	100	3	0	0	9	2	22.2	3	0	0	17	4	23.5
9TH GRADE TOTAL	2	1	50	3	1	33.3	8	1	12.5	19	4	21.1	14	3	21.4	46	10	21.7
10TH GRADE MALE	0	0	0	0	0	0	3	1	33.3	21	4	19	5	1	20	29	6	20.7
10TH GRADE FEMALE	0	0	0	0	0	0	0	0	0	13	1	7.7	3	1	33.3	16	2	12.5
10TH GRADE TOTAL	0	0	0	0	0	0	3	1	33.3	34	5	14.7	8	2	25	45	8	17.8
11TH GRADE MALE	0	0	0	2	1	50	0	0	0	20	4	20	2	0	0	24	5	20.8
11TH GRADE FEMALE	1	0	0	0	0	0	4	1	25	8	2	25	5	2	40	18	5	27.8
11TH GRADE TOTAL	1	0	0	2	1	50	4	1	25	28	6	21.4	7	2	28.6	42	10	23.8
12TH GRADE MALE	0	0	0	0	0	0	0	0	0	3	1	33.3	0	0	0	3	1	33.3
12TH GRADE FEMALE	0	0	0	0	0	0	1	1	100	2	0	0	4	0	0	7	1	14.3
12TH GRADE TOTAL	0	0	0	0	0	0	1	1	100	5	1	20	4	0	0	10	2	20
DISTRICT TOTAL MALE	1	0	0	4	1	25	8	2	25	54	11	20.4	18	4	22.2	85	18	21.2
DISTRICT TOTAL FEMALE	2	1	50	1	1	100	8	2	25	32	5	15.6	15	3	20	58	12	20.7

8/17/2006 COLORADO DEPARTMENT OF EDUCATION
2004-2005 STATE DROPOUT COUNTS BY DISTRICT

	AMERICAN INDIAN OR ALASKAN NATIVE	AMERICAN INDIAN OR ALASKAN NATIVE	AMERICAN INDIAN OR ALASKAN NATIVE	ASIAN PACIFIC ISLANDER	ASIAN PACIFIC ISLANDER	ASIAN PACIFIC ISLANDER	BLACK NOT OF HISPANIC ORIGIN	BLACK NOT OF HISPANIC ORIGIN	BLACK NOT OF HISPANIC ORIGIN	WHITE NOT OF HISPANIC ORIGIN	WHITE NOT OF HISPANIC ORIGIN	WHITE NOT OF HISPANIC ORIGIN	HISPANIC PUPIL COUNT	HISPANIC DROPOUTS	HISPANIC DROPOUT RATE	TOTALS PUPIL COUNT	TOTALS DROPOUTS	TOTALS DROPOUT RATE
DISTRICT TOTAL	3	1	33.3	5	2	40	16	4	25	86	16	18.6	33	7	21.2	143	30	21
DISTRICT:	1010	COLORADO SPRINGS 11																
DISTRICT TOTALS (INCLUDING ALTERNATIVE SCHOOLS)																		
7TH GRADE MALE	25	0	0	36	1	2.8	156	3	1.9	883	7	0.8	235	3	1.3	1,335	14	1
7TH GRADE FEMALE	24	0	0	33	2	6.1	148	2	1.4	861	5	0.6	265	3	1.1	1,331	12	0.9
7TH GRADE TOTAL	49	0	0	69	3	4.3	304	5	1.6	1,744	12	0.7	500	6	1.2	2,666	26	1
8TH GRADE MALE	17	0	0	30	1	3.3	165	3	1.8	957	5	0.5	281	7	2.5	1,450	16	1.1
8TH GRADE FEMALE	22	1	4.5	39	0	0	140	1	0.7	863	12	1.4	290	5	1.7	1,354	19	1.4
8TH GRADE TOTAL	39	1	2.6	69	1	1.4	305	4	1.3	1,820	17	0.9	571	12	2.1	2,804	35	1.2
9TH GRADE MALE	23	1	4.3	39	1	2.6	207	12	5.8	1,114	38	3.4	303	33	10.9	1,686	85	5
9TH GRADE FEMALE	22	2	9.1	38	0	0	175	18	10.3	1,070	39	3.6	316	20	6.3	1,621	79	4.9
9TH GRADE TOTAL	45	3	6.7	77	1	1.3	382	30	7.9	2,184	77	3.5	619	53	8.6	3,307	164	5
10TH GRADE MALE	19	1	5.3	46	3	6.5	157	12	7.6	1,007	42	4.2	259	12	4.6	1,488	70	4.7
10TH GRADE FEMALE	22	3	13.6	30	0	0	170	10	5.9	895	25	2.8	253	17	6.7	1,370	55	4
10TH GRADE TOTAL	41	4	9.8	76	3	3.9	327	22	6.7	1,902	67	3.5	512	29	5.7	2,858	125	4.4
11TH GRADE MALE	19	1	5.3	38	2	5.3	174	18	10.3	1,047	44	4.2	294	28	9.5	1,572	93	5.9
11TH GRADE FEMALE	18	2	11.1	52	0	0	130	4	3.1	989	31	3.1	277	26	9.4	1,466	63	4.3
11TH GRADE TOTAL	37	3	8.1	90	2	2.2	304	22	7.2	2,036	75	3.7	571	54	9.5	3,038	156	5.1
12TH GRADE MALE	11	3	27.3	48	2	4.2	123	27	22	1,022	69	6.8	251	49	19.5	1,455	150	10.3
12TH GRADE FEMALE	21	4	19	45	2	4.4	120	11	9.2	931	72	7.7	268	54	20.1	1,385	143	10.3
12TH GRADE TOTAL	32	7	21.9	93	4	4.3	243	38	15.6	1,953	141	7.2	519	103	19.8	2,840	293	10.3
DISTRICT TOTAL MALE	114	6	5.3	237	10	4.2	982	75	7.6	6,030	205	3.4	1,623	132	8.1	8,986	428	4.8
DISTRICT TOTAL FEMALE	129	12	9.3	237	4	1.7	883	46	5.2	5,609	184	3.3	1,669	125	7.5	8,527	371	4.4
DISTRICT TOTAL	243	18	7.4	474	14	3	1,865	121	6.5	11,639	389	3.3	3,292	257	7.8	17,513	799	4.6
DISTRICT TOTALS (EXCLUDING ALTERNATIVE SCHOOLS)																		
7TH GRADE MALE	24	0	0	36	1	2.8	156	3	1.9	870	7	0.8	233	3	1.3	1,319	14	1.1
7TH GRADE FEMALE	23	0	0	33	2	6.1	147	2	1.4	855	5	0.6	260	3	1.2	1,318	12	0.9
7TH GRADE TOTAL	47	0	0	69	3	4.3	303	5	1.7	1,725	12	0.7	493	6	1.2	2,637	26	1
8TH GRADE MALE	17	0	0	28	1	3.6	162	3	1.9	922	5	0.5	267	7	2.6	1,396	16	1.1
8TH GRADE FEMALE	22	1	4.5	38	0	0	139	1	0.7	847	12	1.4	280	5	1.8	1,326	19	1.4
8TH GRADE TOTAL	39	1	2.6	66	1	1.5	301	4	1.3	1,769	17	1	547	12	2.2	2,722	35	1.3
9TH GRADE MALE	21	1	4.8	37	1	2.7	203	11	5.4	1,062	33	3.1	286	30	10.5	1,609	76	4.7
9TH GRADE FEMALE	21	2	9.5	35	0	0	166	16	9.6	1,017	30	2.9	302	18	6	1,541	66	4.3
9TH GRADE TOTAL	42	3	7.1	72	1	1.4	369	27	7.3	2,079	63	3	588	48	8.2	3,150	142	4.5
10TH GRADE MALE	19	1	5.3	45	3	6.7	151	12	7.9	948	34	3.6	244	11	4.5	1,407	61	4.3
10TH GRADE FEMALE	20	2	10	28	0	0	164	10	6.1	851	25	2.9	244	14	5.7	1,307	51	3.9
10TH GRADE TOTAL	39	3	7.7	73	3	4.1	315	22	7	1,799	59	3.3	488	25	5.1	2,714	112	4.1
11TH GRADE MALE	15	0	0	35	1	2.9	162	15	9.3	955	39	4.1	279	24	8.6	1,446	79	5.5
11TH GRADE FEMALE	16	2	12.5	47	0	0	126	3	2.4	908	23	2.5	243	20	8.2	1,340	48	3.6
11TH GRADE TOTAL	31	2	6.5	82	1	1.2	288	18	6.3	1,863	62	3.3	522	44	8.4	2,786	127	4.6
12TH GRADE MALE	11	3	27.3	47	2	4.3	114	25	21.9	954	57	6	236	46	19.5	1,362	133	9.8
12TH GRADE FEMALE	19	4	21.1	44	2	4.5	110	9	8.2	863	56	6.5	245	46	18.8	1,281	117	9.1
12TH GRADE TOTAL	30	7	23.3	91	4	4.4	224	34	15.2	1,817	113	6.2	481	92	19.1	2,643	250	9.5
DISTRICT TOTAL MALE	107	5	4.7	228	9	3.9	948	69	7.3	5,711	175	3.1	1,545	121	7.8	8,539	379	4.4
DISTRICT TOTAL FEMALE	121	11	9.1	225	4	1.8	852	41	4.8	5,341	151	2.8	1,574	106	6.7	8,113	313	3.9
DISTRICT TOTAL	228	16	7	453	13	2.9	1,800	110	6.1	11,052	326	2.9	3,119	227	7.3	16,652	692	4.2
DISTRICT TOTALS (ALTERNATIVE SCHOOLS ONLY)																		
7TH GRADE MALE	1	0	0	0	0	0	0	0	0	13	0	0	2	0	0	16	0	0
7TH GRADE FEMALE	1	0	0	0	0	0	1	0	0	6	0	0	5	0	0	13	0	0
7TH GRADE TOTAL	2	0	0	0	0	0	1	0	0	19	0	0	7	0	0	29	0	0
8TH GRADE MALE	0	0	0	2	0	0	3	0	0	35	0	0	14	0	0	54	0	0
8TH GRADE FEMALE	0	0	0	1	0	0	1	0	0	16	0	0	10	0	0	28	0	0
8TH GRADE TOTAL	0	0	0	3	0	0	4	0	0	51	0	0	24	0	0	82	0	0

8/17/2006 COLORADO DEPARTMENT OF EDUCATION
2004-2005 STATE DROPOUT COUNTS BY DISTRICT

	AMERICAN INDIAN OR ALASKAN NATIVE	AMERICAN INDIAN OR ALASKAN NATIVE	AMERICAN INDIAN OR ALASKAN NATIVE	ASIAN PACIFIC ISLANDER	ASIAN PACIFIC ISLANDER	ASIAN PACIFIC ISLANDER	BLACK NOT OF HISPANIC ORIGIN	BLACK NOT OF HISPANIC ORIGIN	BLACK NOT OF HISPANIC ORIGIN	WHITE NOT OF HISPANIC ORIGIN	WHITE NOT OF HISPANIC ORIGIN	WHITE NOT OF HISPANIC ORIGIN	HISPANIC	HISPANIC	HISPANIC	TOTALS	TOTALS	TOTALS
	PUPIL COUNT	DROPOUTS	DROPOUT RATE	PUPIL COUNT	DROPOUTS	DROPOUT RATE	PUPIL COUNT	DROPOUTS	DROPOUT RATE	PUPIL COUNT	DROPOUTS	DROPOUT RATE	PUPIL COUNT	DROPOUTS	DROPOUT RATE	PUPIL COUNT	DROPOUTS	DROPOUT RATE
9TH GRADE MALE	2	0	0	1	0	0	2	0	0	37	1	2.7	11	1	9.1	53	2	3.8
9TH GRADE FEMALE	1	0	0	2	0	0	5	1	20	37	2	5.4	4	0	0	49	3	6.1
9TH GRADE TOTAL	3	0	0	3	0	0	7	1	14.3	74	3	4.1	15	1	6.7	102	5	4.9
10TH GRADE MALE	0	0	0	1	0	0	6	0	0	59	8	13.6	15	1	6.7	81	9	11.1
10TH GRADE FEMALE	2	1	50	2	0	0	6	0	0	44	0	0	9	3	33.3	63	4	6.3
10TH GRADE TOTAL	2	1	50	3	0	0	12	0	0	103	8	7.8	24	4	16.7	144	13	9
11TH GRADE MALE	4	1	25	3	1	33.3	12	3	25	92	5	5.4	15	4	26.7	126	14	11.1
11TH GRADE FEMALE	2	0	0	5	0	0	4	1	25	81	8	9.9	34	6	17.6	126	15	11.9
11TH GRADE TOTAL	6	1	16.7	8	1	12.5	16	4	25	173	13	7.5	49	10	20.4	252	29	11.5
12TH GRADE MALE	0	0	0	1	0	0	9	2	22.2	68	12	17.6	15	3	20	93	17	18.3
12TH GRADE FEMALE	2	0	0	1	0	0	10	2	20	68	16	23.5	23	8	34.8	104	26	25
12TH GRADE TOTAL	2	0	0	2	0	0	19	4	21.1	136	28	20.6	38	11	28.9	197	43	21.8
DISTRICT TOTAL MALE	7	1	14.3	8	1	12.5	32	5	15.6	304	26	8.6	72	9	12.5	423	42	9.9
DISTRICT TOTAL FEMALE	8	1	12.5	11	0	0	27	4	14.8	252	26	10.3	85	17	20	383	48	12.5
DISTRICT TOTAL	15	2	13.3	19	1	5.3	59	9	15.3	556	52	9.4	157	26	16.6	806	90	11.2
DISTRICT: 1020 CHEYENNE MOUNTAIN 12																		
DISTRICT TOTALS (INCLUDING ALTERNATIVE SCHOOLS)																		
7TH GRADE MALE	1	0	0	11	0	0	4	0	0	182	0	0	14	0	0	212	0	0
7TH GRADE FEMALE	1	0	0	13	0	0	8	1	12.5	139	0	0	19	1	5.3	180	2	1.1
7TH GRADE TOTAL	2	0	0	24	0	0	12	1	8.3	321	0	0	33	1	3	392	2	0.5
8TH GRADE MALE	1	0	0	9	0	0	2	0	0	180	0	0	18	0	0	210	0	0
8TH GRADE FEMALE	2	0	0	13	1	7.7	9	0	0	143	0	0	19	0	0	186	1	0.5
8TH GRADE TOTAL	3	0	0	22	1	4.5	11	0	0	323	0	0	37	0	0	396	1	0.3
9TH GRADE MALE	1	0	0	10	0	0	4	0	0	156	0	0	16	0	0	187	0	0
9TH GRADE FEMALE	2	0	0	9	0	0	7	0	0	178	1	0.6	22	0	0	218	1	0.5
9TH GRADE TOTAL	3	0	0	19	0	0	11	0	0	334	1	0.3	38	0	0	405	1	0.2
10TH GRADE MALE	3	0	0	10	0	0	9	0	0	179	1	0.6	9	0	0	210	1	0.5
10TH GRADE FEMALE	3	0	0	6	0	0	1	0	0	176	2	1.1	11	0	0	197	2	1
10TH GRADE TOTAL	6	0	0	16	0	0	10	0	0	355	3	0.8	20	0	0	407	3	0.7
11TH GRADE MALE	1	0	0	6	0	0	4	0	0	167	6	3.6	14	2	14.3	192	8	4.2
11TH GRADE FEMALE	0	0	0	20	0	0	6	0	0	137	1	0.7	9	0	0	172	1	0.6
11TH GRADE TOTAL	1	0	0	26	0	0	10	0	0	304	7	2.3	23	2	8.7	364	9	2.5
12TH GRADE MALE	2	0	0	9	0	0	4	0	0	172	4	2.3	11	1	9.1	198	5	2.5
12TH GRADE FEMALE	0	0	0	7	0	0	5	0	0	148	3	2	15	1	6.7	175	4	2.3
12TH GRADE TOTAL	2	0	0	16	0	0	9	0	0	320	7	2.2	26	2	7.7	373	9	2.4
DISTRICT TOTAL MALE	9	0	0	55	0	0	27	0	0	1,036	11	1.1	82	3	3.7	1,209	14	1.2
DISTRICT TOTAL FEMALE	8	0	0	68	1	1.5	36	1	2.8	921	7	0.8	95	2	2.1	1,128	11	1
DISTRICT TOTAL	17	0	0	123	1	0.8	63	1	1.6	1,957	18	0.9	177	5	2.8	2,337	25	1.1
DISTRICT TOTALS (EXCLUDING ALTERNATIVE SCHOOLS)																		
7TH GRADE MALE	1	0	0	11	0	0	4	0	0	182	0	0	14	0	0	212	0	0
7TH GRADE FEMALE	1	0	0	13	0	0	8	1	12.5	139	0	0	19	1	5.3	180	2	1.1
7TH GRADE TOTAL	2	0	0	24	0	0	12	1	8.3	321	0	0	33	1	3	392	2	0.5
8TH GRADE MALE	1	0	0	9	0	0	2	0	0	180	0	0	18	0	0	210	0	0
8TH GRADE FEMALE	2	0	0	13	1	7.7	9	0	0	143	0	0	19	0	0	186	1	0.5
8TH GRADE TOTAL	3	0	0	22	1	4.5	11	0	0	323	0	0	37	0	0	396	1	0.3
9TH GRADE MALE	1	0	0	10	0	0	4	0	0	156	0	0	16	0	0	187	0	0
9TH GRADE FEMALE	2	0	0	9	0	0	7	0	0	178	1	0.6	22	0	0	218	1	0.5
9TH GRADE TOTAL	3	0	0	19	0	0	11	0	0	334	1	0.3	38	0	0	405	1	0.2
10TH GRADE MALE	3	0	0	10	0	0	9	0	0	179	1	0.6	9	0	0	210	1	0.5
10TH GRADE FEMALE	3	0	0	6	0	0	1	0	0	176	2	1.1	11	0	0	197	2	1
10TH GRADE TOTAL	6	0	0	16	0	0	10	0	0	355	3	0.8	20	0	0	407	3	0.7
11TH GRADE MALE	1	0	0	6	0	0	4	0	0	167	6	3.6	14	2	14.3	192	8	4.2
11TH GRADE FEMALE	0	0	0	20	0	0	6	0	0	137	1	0.7	9	0	0	172	1	0.6

8/17/2006 COLORADO DEPARTMENT OF EDUCATION
2004-2005 STATE DROPOUT COUNTS BY DISTRICT

	AMERICAN INDIAN OR ALASKAN NATIVE	AMERICAN INDIAN OR ALASKAN NATIVE	AMERICAN INDIAN OR ALASKAN NATIVE	ASIAN PACIFIC ISLANDER	ASIAN PACIFIC ISLANDER	ASIAN PACIFIC ISLANDER	BLACK NOT OF HISPANIC ORIGIN	BLACK NOT OF HISPANIC ORIGIN	BLACK NOT OF HISPANIC ORIGIN	WHITE NOT OF HISPANIC ORIGIN	WHITE NOT OF HISPANIC ORIGIN	WHITE NOT OF HISPANIC ORIGIN	HISPANIC	HISPANIC	HISPANIC	TOTALS	TOTALS	TOTALS
	PUPIL COUNT	DROPOUTS	DROPOUT RATE	PUPIL COUNT	DROPOUTS	DROPOUT RATE	PUPIL COUNT	DROPOUTS	DROPOUT RATE	PUPIL COUNT	DROPOUTS	DROPOUT RATE	PUPIL COUNT	DROPOUTS	DROPOUT RATE	PUPIL COUNT	DROPOUTS	DROPOUT RATE
11TH GRADE TOTAL	1	0	0	26	0	0	10	0	0	304	7	2.3	23	2	8.7	364	9	2.5
12TH GRADE MALE	2	0	0	9	0	0	4	0	0	172	4	2.3	11	1	9.1	198	5	2.5
12TH GRADE FEMALE	0	0	0	7	0	0	5	0	0	148	3	2	15	1	6.7	175	4	2.3
12TH GRADE TOTAL	2	0	0	16	0	0	9	0	0	320	7	2.2	26	2	7.7	373	9	2.4
DISTRICT TOTAL MALE	9	0	0	55	0	0	27	0	0	1,036	11	1.1	82	3	3.7	1,209	14	1.2
DISTRICT TOTAL FEMALE	8	0	0	68	1	1.5	36	1	2.8	921	7	0.8	95	2	2.1	1,128	11	1
DISTRICT TOTAL	17	0	0	123	1	0.8	63	1	1.6	1,957	18	0.9	177	5	2.8	2,337	25	1.1
DISTRICT TOTALS (ALTERNATIVE SCHOOLS ONLY)																		
DISTRICT TOTAL MALE	0	0	0	0	0	0	0	0	0	0	0	0	0	0	0	0	0	0
DISTRICT TOTAL FEMALE	0	0	0	0	0	0	0	0	0	0	0	0	0	0	0	0	0	0
DISTRICT TOTAL	0	0	0	0	0	0	0	0	0	0	0	0	0	0	0	0	0	0
DISTRICT:	1030	MANITOU SPRINGS 14																
DISTRICT TOTALS (INCLUDING ALTERNATIVE SCHOOLS)																		
7TH GRADE MALE	1	0	0	1	0	0	0	0	0	49	0	0	5	0	0	56	0	0
7TH GRADE FEMALE	0	0	0	1	0	0	1	0	0	46	0	0	5	0	0	53	0	0
7TH GRADE TOTAL	1	0	0	2	0	0	1	0	0	95	0	0	10	0	0	109	0	0
8TH GRADE MALE	0	0	0	2	0	0	0	0	0	70	0	0	3	0	0	75	0	0
8TH GRADE FEMALE	1	0	0	1	0	0	1	0	0	51	0	0	3	0	0	57	0	0
8TH GRADE TOTAL	1	0	0	3	0	0	1	0	0	121	0	0	6	0	0	132	0	0
9TH GRADE MALE	0	0	0	2	0	0	1	0	0	54	0	0	7	0	0	64	0	0
9TH GRADE FEMALE	1	0	0	1	0	0	1	0	0	64	0	0	3	1	33.3	70	1	1.4
9TH GRADE TOTAL	1	0	0	3	0	0	2	0	0	118	0	0	10	1	10	134	1	0.7
10TH GRADE MALE	0	0	0	1	0	0	1	0	0	56	0	0	5	0	0	63	0	0
10TH GRADE FEMALE	2	0	0	0	0	0	0	0	0	77	0	0	3	1	33.3	82	1	1.2
10TH GRADE TOTAL	2	0	0	1	0	0	1	0	0	133	0	0	8	1	12.5	145	1	0.7
11TH GRADE MALE	2	0	0	1	0	0	0	0	0	54	1	1.9	3	0	0	60	1	1.7
11TH GRADE FEMALE	1	0	0	1	0	0	1	0	0	61	0	0	1	0	0	65	0	0
11TH GRADE TOTAL	3	0	0	2	0	0	1	0	0	115	1	0.9	4	0	0	125	1	0.8
12TH GRADE MALE	0	0	0	2	0	0	1	0	0	70	0	0	6	0	0	79	0	0
12TH GRADE FEMALE	0	0	0	3	0	0	0	0	0	43	3	7	4	0	0	50	3	6
12TH GRADE TOTAL	0	0	0	5	0	0	1	0	0	113	3	2.7	10	0	0	129	3	2.3
DISTRICT TOTAL MALE	3	0	0	9	0	0	3	0	0	353	1	0.3	29	0	0	397	1	0.3
DISTRICT TOTAL FEMALE	5	0	0	7	0	0	4	0	0	342	3	0.9	19	2	10.5	377	5	1.3
DISTRICT TOTAL	8	0	0	16	0	0	7	0	0	695	4	0.6	48	2	4.2	774	6	0.8
DISTRICT TOTALS (EXCLUDING ALTERNATIVE SCHOOLS)																		
7TH GRADE MALE	1	0	0	1	0	0	0	0	0	49	0	0	5	0	0	56	0	0
7TH GRADE FEMALE	0	0	0	1	0	0	1	0	0	46	0	0	5	0	0	53	0	0
7TH GRADE TOTAL	1	0	0	2	0	0	1	0	0	95	0	0	10	0	0	109	0	0
8TH GRADE MALE	0	0	0	2	0	0	0	0	0	70	0	0	3	0	0	75	0	0
8TH GRADE FEMALE	1	0	0	1	0	0	1	0	0	51	0	0	3	0	0	57	0	0
8TH GRADE TOTAL	1	0	0	3	0	0	1	0	0	121	0	0	6	0	0	132	0	0
9TH GRADE MALE	0	0	0	2	0	0	1	0	0	54	0	0	7	0	0	64	0	0
9TH GRADE FEMALE	1	0	0	1	0	0	1	0	0	64	0	0	3	1	33.3	70	1	1.4
9TH GRADE TOTAL	1	0	0	3	0	0	2	0	0	118	0	0	10	1	10	134	1	0.7
10TH GRADE MALE	0	0	0	1	0	0	1	0	0	56	0	0	5	0	0	63	0	0
10TH GRADE FEMALE	2	0	0	0	0	0	0	0	0	77	0	0	3	1	33.3	82	1	1.2
10TH GRADE TOTAL	2	0	0	1	0	0	1	0	0	133	0	0	8	1	12.5	145	1	0.7
11TH GRADE MALE	2	0	0	1	0	0	0	0	0	54	1	1.9	3	0	0	60	1	1.7
11TH GRADE FEMALE	1	0	0	1	0	0	1	0	0	61	0	0	1	0	0	65	0	0
11TH GRADE TOTAL	3	0	0	2	0	0	1	0	0	115	1	0.9	4	0	0	125	1	0.8
12TH GRADE MALE	0	0	0	2	0	0	1	0	0	70	0	0	6	0	0	79	0	0
12TH GRADE FEMALE	0	0	0	3	0	0	0	0	0	43	3	7	4	0	0	50	3	6
12TH GRADE TOTAL	0	0	0	5	0	0	1	0	0	113	3	2.7	10	0	0	129	3	2.3

8/17/2006 COLORADO DEPARTMENT OF EDUCATION
2004-2005 STATE DROPOUT COUNTS BY DISTRICT


	AMERICAN INDIAN OR ALASKAN NATIVE	AMERICAN INDIAN OR ALASKAN NATIVE	AMERICAN INDIAN OR ALASKAN NATIVE	ASIAN PACIFIC ISLANDER	ASIAN PACIFIC ISLANDER	ASIAN PACIFIC ISLANDER	BLACK NOT OF HISPANIC ORIGIN	BLACK NOT OF HISPANIC ORIGIN	BLACK NOT OF HISPANIC ORIGIN	WHITE NOT OF HISPANIC ORIGIN	WHITE NOT OF HISPANIC ORIGIN	WHITE NOT OF HISPANIC ORIGIN	HISPANIC	HISPANIC	HISPANIC	TOTALS	TOTALS	TOTALS	
	PUPIL COUNT	DROPOUTS	DROPOUT RATE	PUPIL COUNT	DROPOUTS	DROPOUT RATE	PUPIL COUNT	DROPOUTS	DROPOUT RATE	PUPIL COUNT	DROPOUTS	DROPOUT RATE	PUPIL COUNT	DROPOUTS	DROPOUT RATE	PUPIL COUNT	DROPOUTS	DROPOUT RATE	
DISTRICT TOTAL MALE	3	0	0	9	0	0	3	0	0	353	1	0.3	29	0	0	397	1	0.3	
DISTRICT TOTAL FEMALE	5	0	0	7	0	0	4	0	0	342	3	0.9	19	2	10.5	377	5	1.3	
DISTRICT TOTAL	8	0	0	16	0	0	7	0	0	695	4	0.6	48	2	4.2	774	6	0.8	
DISTRICT TOTALS (ALTERNATIVE SCHOOLS ONLY)																			
DISTRICT TOTAL MALE	0	0	0	0	0	0	0	0	0	0	0	0	0	0	0	0	0	0	
DISTRICT TOTAL FEMALE	0	0	0	0	0	0	0	0	0	0	0	0	0	0	0	0	0	0	
DISTRICT TOTAL	0	0	0	0	0	0	0	0	0	0	0	0	0	0	0	0	0	0	
DISTRICT:	1040	ACADEMY 20																	
DISTRICT TOTALS (INCLUDING ALTERNATIVE SCHOOLS)																			
7TH GRADE MALE	5	0	0	53	0	0	35	0	0	762	0	0	54	0	0	909	0	0	
7TH GRADE FEMALE	11	0	0	38	0	0	39	0	0	696	0	0	61	0	0	845	0	0	
7TH GRADE TOTAL	16	0	0	91	0	0	74	0	0	1,458	0	0	115	0	0	1,754	0	0	
8TH GRADE MALE	12	0	0	34	0	0	28	0	0	776	1	0.1	56	0	0	906	1	0.1	
8TH GRADE FEMALE	7	0	0	32	0	0	24	0	0	725	0	0	58	0	0	846	0	0	
8TH GRADE TOTAL	19	0	0	66	0	0	52	0	0	1,501	1	0.1	114	0	0	1,752	1	0.1	
9TH GRADE MALE	6	0	0	39	0	0	40	0	0	831	3	0.4	63	1	1.6	979	4	0.4	
9TH GRADE FEMALE	12	0	0	45	0	0	38	0	0	772	1	0.1	66	0	0	933	1	0.1	
9TH GRADE TOTAL	18	0	0	84	0	0	78	0	0	1,603	4	0.2	129	1	0.8	1,912	5	0.3	
10TH GRADE MALE	5	0	0	35	0	0	38	1	2.6	766	8	1	54	1	1.9	898	10	1.1	
10TH GRADE FEMALE	15	0	0	28	0	0	41	1	2.4	725	4	0.6	53	0	0	862	5	0.6	
10TH GRADE TOTAL	20	0	0	63	0	0	79	2	2.5	1,491	12	0.8	107	1	0.9	1,760	15	0.9	
11TH GRADE MALE	8	0	0	40	1	2.5	40	0	0	791	14	1.8	44	3	6.8	923	18	2	
11TH GRADE FEMALE	2	0	0	46	0	0	35	0	0	695	5	0.7	48	1	2.1	826	6	0.7	
11TH GRADE TOTAL	10	0	0	86	1	1.2	75	0	0	1,486	19	1.3	92	4	4.3	1,749	24	1.4	
12TH GRADE MALE	12	0	0	29	2	6.9	24	2	8.3	726	38	5.2	53	1	1.9	844	43	5.1	
12TH GRADE FEMALE	8	0	0	33	0	0	44	5	11.4	694	16	2.3	54	4	7.4	833	25	3	
12TH GRADE TOTAL	20	0	0	62	2	3.2	68	7	10.3	1,420	54	3.8	107	5	4.7	1,677	68	4.1	
DISTRICT TOTAL MALE	48	0	0	230	3	1.3	205	3	1.5	4,652	64	1.4	324	6	1.9	5,459	76	1.4	
DISTRICT TOTAL FEMALE	55	0	0	222	0	0	221	6	2.7	4,307	26	0.6	340	5	1.5	5,145	37	0.7	
DISTRICT TOTAL	103	0	0	452	3	0.7	426	9	2.1	8,959	90	1	664	11	1.7	10,604	113	1.1	
DISTRICT TOTALS (EXCLUDING ALTERNATIVE SCHOOLS)																			
7TH GRADE MALE	5	0	0	53	0	0	35	0	0	762	0	0	54	0	0	909	0	0	
7TH GRADE FEMALE	11	0	0	38	0	0	39	0	0	696	0	0	61	0	0	845	0	0	
7TH GRADE TOTAL	16	0	0	91	0	0	74	0	0	1,458	0	0	115	0	0	1,754	0	0	
8TH GRADE MALE	12	0	0	34	0	0	28	0	0	776	1	0.1	56	0	0	906	1	0.1	
8TH GRADE FEMALE	7	0	0	32	0	0	24	0	0	725	0	0	58	0	0	846	0	0	
8TH GRADE TOTAL	19	0	0	66	0	0	52	0	0	1,501	1	0.1	114	0	0	1,752	1	0.1	
9TH GRADE MALE	6	0	0	39	0	0	40	0	0	828	3	0.4	63	1	1.6	976	4	0.4	
9TH GRADE FEMALE	12	0	0	45	0	0	38	0	0	766	1	0.1	65	0	0	926	1	0.1	
9TH GRADE TOTAL	18	0	0	84	0	0	78	0	0	1,594	4	0.3	128	1	0.8	1,902	5	0.3	
10TH GRADE MALE	5	0	0	35	0	0	38	1	2.6	753	8	1.1	52	1	1.9	883	10	1.1	
10TH GRADE FEMALE	15	0	0	28	0	0	41	1	2.4	712	4	0.6	52	0	0	848	5	0.6	
10TH GRADE TOTAL	20	0	0	63	0	0	79	2	2.5	1,465	12	0.8	104	1	1	1,731	15	0.9	
11TH GRADE MALE	8	0	0	40	1	2.6	37	0	0	755	8	1.1	42	2	4.8	881	11	1.2	
11TH GRADE FEMALE	2	0	0	46	0	0	35	0	0	679	2	0.3	48	1	2.1	810	3	0.4	
11TH GRADE TOTAL	10	0	0	85	1	1.2	72	0	0	1,434	10	0.7	90	3	3.3	1,691	14	0.8	
12TH GRADE MALE	12	0	0	27	2	7.4	23	2	8.7	707	34	4.8	52	1	1.9	821	39	4.8	
12TH GRADE FEMALE	7	0	0	32	0	0	44	5	11.4	677	15	2.2	54	4	7.4	814	24	2.9	
12TH GRADE TOTAL	19	0	0	59	2	3.4	67	7	10.4	1,384	49	3.5	106	5	4.7	1,635	63	3.9	
DISTRICT TOTAL MALE	48	0	0	227	3	1.3	201	3	1.5	4,581	54	1.2	319	5	1.6	5,376	65	1.2	
DISTRICT TOTAL FEMALE	54	0	0	221	0	0	221	6	2.7	4,255	22	0.5	338	5	1.5	5,089	33	0.6	
DISTRICT TOTAL	102	0	0	448	3	0.7	422	9	2.1	8,836	76	0.9	657	10	1.5	10,465	98	0.9	
DISTRICT TOTALS (ALTERNATIVE SCHOOLS ONLY)																			

8/17/2006 COLORADO DEPARTMENT OF EDUCATION
2004-2005 STATE DROPOUT COUNTS BY DISTRICT

	AMERICAN INDIAN OR ALASKAN NATIVE	AMERICAN INDIAN OR ALASKAN NATIVE	AMERICAN INDIAN OR ALASKAN NATIVE	ASIAN PACIFIC ISLANDER	ASIAN PACIFIC ISLANDER	ASIAN PACIFIC ISLANDER	BLACK NOT OF HISPANIC ORIGIN	BLACK NOT OF HISPANIC ORIGIN	BLACK NOT OF HISPANIC ORIGIN	WHITE NOT OF HISPANIC ORIGIN	WHITE NOT OF HISPANIC ORIGIN	WHITE NOT OF HISPANIC ORIGIN	HISPANIC	HISPANIC	HISPANIC	TOTALS	TOTALS	TOTALS
	PUPIL COUNT	DROPOUTS	DROPOUT RATE	PUPIL COUNT	DROPOUTS	DROPOUT RATE	PUPIL COUNT	DROPOUTS	DROPOUT RATE	PUPIL COUNT	DROPOUTS	DROPOUT RATE	PUPIL COUNT	DROPOUTS	DROPOUT RATE	PUPIL COUNT	DROPOUTS	DROPOUT RATE
9TH GRADE MALE	0	0	0	0	0	0	0	0	0	3	0	0	0	0	0	3	0	0
9TH GRADE FEMALE	0	0	0	0	0	0	0	0	0	6	0	0	1	0	0	7	0	0
9TH GRADE TOTAL	0	0	0	0	0	0	0	0	0	9	0	0	1	0	0	10	0	0
10TH GRADE MALE	0	0	0	0	0	0	0	0	0	13	0	0	2	0	0	15	0	0
10TH GRADE FEMALE	0	0	0	0	0	0	0	0	0	13	0	0	1	0	0	14	0	0
10TH GRADE TOTAL	0	0	0	0	0	0	0	0	0	26	0	0	3	0	0	29	0	0
11TH GRADE MALE	0	0	0	1	0	0	3	0	0	36	6	16.7	2	1	50	42	7	16.7
11TH GRADE FEMALE	0	0	0	1	0	0	0	0	0	16	3	18.8	0	0	0	16	3	18.8
11TH GRADE TOTAL	0	0	0	1	0	0	3	0	0	52	9	17.3	2	1	50	58	10	17.2
12TH GRADE MALE	0	0	0	2	0	0	1	0	0	19	4	21.1	1	0	0	23	4	17.4
12TH GRADE FEMALE	1	0	0	1	0	0	0	0	0	17	1	5.9	0	0	0	19	1	5.3
12TH GRADE TOTAL	1	0	0	3	0	0	1	0	0	36	5	13.9	1	0	0	42	5	11.9
DISTRICT TOTAL MALE	0	0	0	3	0	0	4	0	0	71	10	14.1	5	1	20	83	11	13.3
DISTRICT TOTAL FEMALE	1	0	0	1	0	0	0	0	0	52	4	7.7	2	0	0	56	4	7.1
DISTRICT TOTAL	1	0	0	4	0	0	4	0	0	123	14	11.4	7	1	14.3	139	15	10.8
DISTRICT: 1050 ELLICOTT 22																		
DISTRICT TOTALS (INCLUDING ALTERNATIVE SCHOOLS)																		
7TH GRADE MALE	1	0	0	0	0	0	2	0	0	36	0	0	7	0	0	46	0	0
7TH GRADE FEMALE	2	0	0	0	0	0	3	0	0	39	0	0	7	0	0	51	0	0
7TH GRADE TOTAL	3	0	0	0	0	0	5	0	0	75	0	0	14	0	0	97	0	0
8TH GRADE MALE	1	0	0	0	0	0	5	0	0	37	0	0	5	0	0	48	0	0
8TH GRADE FEMALE	0	0	0	0	0	0	2	0	0	23	0	0	7	0	0	32	0	0
8TH GRADE TOTAL	1	0	0	0	0	0	7	0	0	60	0	0	12	0	0	80	0	0
9TH GRADE MALE	2	0	0	1	0	0	2	0	0	52	0	0	7	0	0	64	0	0
9TH GRADE FEMALE	2	0	0	0	0	0	0	0	0	29	1	3.4	6	0	0	37	1	2.7
9TH GRADE TOTAL	4	0	0	1	0	0	2	0	0	81	1	1.2	13	0	0	101	1	1
10TH GRADE MALE	2	0	0	0	0	0	1	0	0	48	0	0	5	0	0	56	0	0
10TH GRADE FEMALE	2	0	0	1	0	0	1	0	0	38	0	0	9	0	0	51	0	0
10TH GRADE TOTAL	4	0	0	1	0	0	2	0	0	86	0	0	14	0	0	107	0	0
11TH GRADE MALE	3	0	0	0	0	0	3	0	0	46	4	8.7	6	0	0	58	4	6.9
11TH GRADE FEMALE	0	0	0	0	0	0	0	0	0	30	2	6.7	5	1	20	35	3	8.6
11TH GRADE TOTAL	3	0	0	0	0	0	3	0	0	76	6	7.9	11	1	9.1	93	7	7.5
12TH GRADE MALE	1	0	0	0	0	0	1	0	0	25	2	8	4	1	25	31	3	9.7
12TH GRADE FEMALE	0	0	0	0	0	0	1	0	0	20	3	15	5	1	20	26	4	15.4
12TH GRADE TOTAL	1	0	0	0	0	0	2	0	0	45	5	11.1	9	2	22.2	57	7	12.3
DISTRICT TOTAL MALE	10	0	0	1	0	0	14	0	0	244	6	2.5	34	1	2.9	303	7	2.3
DISTRICT TOTAL FEMALE	6	0	0	1	0	0	7	0	0	179	6	3.4	39	2	5.1	232	8	3.4
DISTRICT TOTAL	16	0	0	2	0	0	21	0	0	423	12	2.8	73	3	4.1	535	15	2.8
DISTRICT TOTALS (EXCLUDING ALTERNATIVE SCHOOLS)																		
7TH GRADE MALE	1	0	0	0	0	0	2	0	0	36	0	0	7	0	0	46	0	0
7TH GRADE FEMALE	2	0	0	0	0	0	3	0	0	39	0	0	7	0	0	51	0	0
7TH GRADE TOTAL	3	0	0	0	0	0	5	0	0	75	0	0	14	0	0	97	0	0
8TH GRADE MALE	1	0	0	0	0	0	5	0	0	37	0	0	5	0	0	48	0	0
8TH GRADE FEMALE	0	0	0	0	0	0	2	0	0	23	0	0	7	0	0	32	0	0
8TH GRADE TOTAL	1	0	0	0	0	0	7	0	0	60	0	0	12	0	0	80	0	0
9TH GRADE MALE	2	0	0	1	0	0	2	0	0	52	0	0	7	0	0	64	0	0
9TH GRADE FEMALE	2	0	0	0	0	0	0	0	0	29	1	3.4	6	0	0	37	1	2.7
9TH GRADE TOTAL	4	0	0	1	0	0	2	0	0	81	1	1.2	13	0	0	101	1	1
10TH GRADE MALE	2	0	0	0	0	0	1	0	0	48	0	0	5	0	0	56	0	0
10TH GRADE FEMALE	2	0	0	1	0	0	1	0	0	38	0	0	9	0	0	51	0	0
10TH GRADE TOTAL	4	0	0	1	0	0	2	0	0	86	0	0	14	0	0	107	0	0
11TH GRADE MALE	3	0	0	0	0	0	3	0	0	46	4	8.7	6	0	0	58	4	6.9
11TH GRADE FEMALE	0	0	0	0	0	0	0	0	0	30	2	6.7	5	1	20	35	3	8.6

8/17/2006 COLORADO DEPARTMENT OF EDUCATION
2004-2005 STATE DROPOUT COUNTS BY DISTRICT

	AMERICAN INDIAN OR ALASKAN NATIVE	AMERICAN INDIAN OR ALASKAN NATIVE	AMERICAN INDIAN OR ALASKAN NATIVE	ASIAN PACIFIC ISLANDER	ASIAN PACIFIC ISLANDER	ASIAN PACIFIC ISLANDER	BLACK NOT OF HISPANIC ORIGIN	BLACK NOT OF HISPANIC ORIGIN	BLACK NOT OF HISPANIC ORIGIN	WHITE NOT OF HISPANIC ORIGIN	WHITE NOT OF HISPANIC ORIGIN	WHITE NOT OF HISPANIC ORIGIN	HISPANIC	HISPANIC	HISPANIC	TOTALS	TOTALS	TOTALS	
	PUPIL COUNT	DROPOUTS	DROPOUT RATE	PUPIL COUNT	DROPOUTS	DROPOUT RATE	PUPIL COUNT	DROPOUTS	DROPOUT RATE	PUPIL COUNT	DROPOUTS	DROPOUT RATE	PUPIL COUNT	DROPOUTS	DROPOUT RATE	PUPIL COUNT	DROPOUTS	DROPOUT RATE	
11TH GRADE TOTAL	3	0	0	0	0	0	3	0	0	76	6	7.9	11	1	9.1	93	7	7.5	
12TH GRADE MALE	1	0	0	0	0	0	1	0	0	25	2	8	4	1	25	31	3	9.7	
12TH GRADE FEMALE	0	0	0	0	0	0	1	0	0	20	3	15	5	1	20	26	4	15.4	
12TH GRADE TOTAL	1	0	0	0	0	0	2	0	0	45	5	11.1	9	2	22.2	57	7	12.3	
DISTRICT TOTAL MALE	10	0	0	1	0	0	14	0	0	244	6	2.5	34	1	2.9	303	7	2.3	
DISTRICT TOTAL FEMALE	6	0	0	1	0	0	7	0	0	179	6	3.4	39	2	5.1	232	8	3.4	
DISTRICT TOTAL	16	0	0	2	0	0	21	0	0	423	12	2.8	73	3	4.1	535	15	2.8	
DISTRICT TOTALS (ALTERNATIVE SCHOOLS ONLY)																			
DISTRICT TOTAL MALE	0	0	0	0	0	0	0	0	0	0	0	0	0	0	0	0	0	0	
DISTRICT TOTAL FEMALE	0	0	0	0	0	0	0	0	0	0	0	0	0	0	0	0	0	0	
DISTRICT TOTAL	0	0	0	0	0	0	0	0	0	0	0	0	0	0	0	0	0	0	
DISTRICT:	1060	PEYTON 23 JT																	
DISTRICT TOTALS (INCLUDING ALTERNATIVE SCHOOLS)																			
7TH GRADE MALE	0	0	0	1	0	0	0	0	0	30	0	0	1	0	0	32	0	0	
7TH GRADE FEMALE	0	0	0	0	0	0	0	0	0	19	0	0	1	0	0	20	0	0	
7TH GRADE TOTAL	0	0	0	1	0	0	0	0	0	49	0	0	2	0	0	52	0	0	
8TH GRADE MALE	0	0	0	1	0	0	0	0	0	32	0	0	1	0	0	34	0	0	
8TH GRADE FEMALE	0	0	0	0	0	0	0	0	0	30	0	0	1	0	0	31	0	0	
8TH GRADE TOTAL	0	0	0	1	0	0	0	0	0	62	0	0	2	0	0	65	0	0	
9TH GRADE MALE	0	0	0	0	0	0	0	0	0	37	0	0	0	0	0	37	0	0	
9TH GRADE FEMALE	0	0	0	0	0	0	0	0	0	38	0	0	1	0	0	39	0	0	
9TH GRADE TOTAL	0	0	0	0	0	0	0	0	0	75	0	0	1	0	0	76	0	0	
10TH GRADE MALE	3	0	0	3	0	0	1	0	0	28	0	0	5	0	0	40	0	0	
10TH GRADE FEMALE	0	0	0	0	0	0	1	0	0	31	0	0	0	0	0	32	0	0	
10TH GRADE TOTAL	3	0	0	3	0	0	2	0	0	59	0	0	5	0	0	72	0	0	
11TH GRADE MALE	0	0	0	0	0	0	0	0	0	24	1	4.2	1	0	0	25	1	4	
11TH GRADE FEMALE	0	0	0	2	0	0	2	0	0	25	0	0	1	0	0	30	0	0	
11TH GRADE TOTAL	0	0	0	2	0	0	2	0	0	49	1	2	2	0	0	55	1	1.8	
12TH GRADE MALE	1	0	0	0	0	0	0	0	0	31	1	3.2	1	0	0	33	1	3	
12TH GRADE FEMALE	1	0	0	0	0	0	3	0	0	25	1	4	1	0	0	30	1	3.3	
12TH GRADE TOTAL	2	0	0	0	0	0	3	0	0	56	2	3.6	2	0	0	63	2	3.2	
DISTRICT TOTAL MALE	4	0	0	5	0	0	1	0	0	182	2	1.1	9	0	0	201	2	1	
DISTRICT TOTAL FEMALE	1	0	0	2	0	0	6	0	0	168	1	0.6	5	0	0	182	1	0.5	
DISTRICT TOTAL	5	0	0	7	0	0	7	0	0	350	3	0.9	14	0	0	383	3	0.8	
DISTRICT TOTALS (EXCLUDING ALTERNATIVE SCHOOLS)																			
7TH GRADE MALE	0	0	0	1	0	0	0	0	0	30	0	0	1	0	0	32	0	0	
7TH GRADE FEMALE	0	0	0	0	0	0	0	0	0	19	0	0	1	0	0	20	0	0	
7TH GRADE TOTAL	0	0	0	1	0	0	0	0	0	49	0	0	2	0	0	52	0	0	
8TH GRADE MALE	0	0	0	1	0	0	0	0	0	32	0	0	1	0	0	34	0	0	
8TH GRADE FEMALE	0	0	0	0	0	0	0	0	0	30	0	0	1	0	0	31	0	0	
8TH GRADE TOTAL	0	0	0	1	0	0	0	0	0	62	0	0	2	0	0	65	0	0	
9TH GRADE MALE	0	0	0	0	0	0	0	0	0	37	0	0	0	0	0	37	0	0	
9TH GRADE FEMALE	0	0	0	0	0	0	0	0	0	38	0	0	1	0	0	39	0	0	
9TH GRADE TOTAL	0	0	0	0	0	0	0	0	0	75	0	0	1	0	0	76	0	0	
10TH GRADE MALE	3	0	0	3	0	0	1	0	0	28	0	0	5	0	0	40	0	0	
10TH GRADE FEMALE	0	0	0	0	0	0	1	0	0	31	0	0	0	0	0	32	0	0	
10TH GRADE TOTAL	3	0	0	3	0	0	2	0	0	59	0	0	5	0	0	72	0	0	
11TH GRADE MALE	0	0	0	0	0	0	0	0	0	24	1	4.2	1	0	0	25	1	4	
11TH GRADE FEMALE	0	0	0	2	0	0	2	0	0	25	0	0	1	0	0	30	0	0	
11TH GRADE TOTAL	0	0	0	2	0	0	2	0	0	49	1	2	2	0	0	55	1	1.8	
12TH GRADE MALE	1	0	0	0	0	0	0	0	0	31	1	3.2	1	0	0	33	1	3	
12TH GRADE FEMALE	1	0	0	0	0	0	3	0	0	25	1	4	1	0	0	30	1	3.3	
12TH GRADE TOTAL	2	0	0	0	0	0	3	0	0	56	2	3.6	2	0	0	63	2	3.2	



8/17/2006 COLORADO DEPARTMENT OF EDUCATION
2004-2005 STATE DROPOUT COUNTS BY DISTRICT

	AMERICAN INDIAN OR ALASKAN NATIVE	AMERICAN INDIAN OR ALASKAN NATIVE	AMERICAN INDIAN OR ALASKAN NATIVE	ASIAN PACIFIC ISLANDER	ASIAN PACIFIC ISLANDER	ASIAN PACIFIC ISLANDER	BLACK NOT OF HISPANIC ORIGIN	BLACK NOT OF HISPANIC ORIGIN	BLACK NOT OF HISPANIC ORIGIN	WHITE NOT OF HISPANIC ORIGIN	WHITE NOT OF HISPANIC ORIGIN	WHITE NOT OF HISPANIC ORIGIN	HISPANIC	HISPANIC	HISPANIC	TOTALS	TOTALS	TOTALS
	PUPIL COUNT	DROPOUTS	DROPOUT RATE	PUPIL COUNT	DROPOUTS	DROPOUT RATE	PUPIL COUNT	DROPOUTS	DROPOUT RATE	PUPIL COUNT	DROPOUTS	DROPOUT RATE	PUPIL COUNT	DROPOUTS	DROPOUT RATE	PUPIL COUNT	DROPOUTS	DROPOUT RATE
DISTRICT TOTAL MALE	4	0	0	5	0	0	1	0	0	182	2	1.1	9	0	0	201	2	1
DISTRICT TOTAL FEMALE	1	0	0	2	0	0	6	0	0	168	1	0.6	5	0	0	182	1	0.5
DISTRICT TOTAL	5	0	0	7	0	0	7	0	0	350	3	0.9	14	0	0	383	3	0.8
DISTRICT TOTALS (ALTERNATIVE SCHOOLS ONLY)																		
DISTRICT TOTAL MALE	0	0	0	0	0	0	0	0	0	0	0	0	0	0	0	0	0	0
DISTRICT TOTAL FEMALE	0	0	0	0	0	0	0	0	0	0	0	0	0	0	0	0	0	0
DISTRICT TOTAL	0	0	0	0	0	0	0	0	0	0	0	0	0	0	0	0	0	0
DISTRICT:	1070	HANOVER 28																
DISTRICT TOTALS (INCLUDING ALTERNATIVE SCHOOLS)																		
7TH GRADE MALE	0	0	0	0	0	0	2	0	0	14	0	0	4	0	0	20	0	0
7TH GRADE FEMALE	1	0	0	0	0	0	0	0	0	16	0	0	4	0	0	21	0	0
7TH GRADE TOTAL	1	0	0	0	0	0	2	0	0	30	0	0	8	0	0	41	0	0
8TH GRADE MALE	0	0	0	1	0	0	0	0	0	14	0	0	5	0	0	20	0	0
8TH GRADE FEMALE	1	0	0	0	0	0	1	0	0	15	0	0	6	0	0	23	0	0
8TH GRADE TOTAL	1	0	0	1	0	0	1	0	0	29	0	0	11	0	0	43	0	0
9TH GRADE MALE	0	0	0	0	0	0	0	0	0	16	0	0	2	0	0	18	0	0
9TH GRADE FEMALE	2	0	0	0	0	0	1	0	0	16	0	0	4	0	0	23	0	0
9TH GRADE TOTAL	2	0	0	0	0	0	1	0	0	32	0	0	6	0	0	41	0	0
10TH GRADE MALE	0	0	0	0	0	0	2	0	0	7	1	14.3	5	2	40	14	3	21.4
10TH GRADE FEMALE	1	0	0	0	0	0	1	0	0	6	0	0	4	0	0	12	0	0
10TH GRADE TOTAL	1	0	0	0	0	0	3	0	0	13	1	7.7	9	2	22.2	26	3	11.5
11TH GRADE MALE	0	0	0	0	0	0	0	0	0	9	2	22.2	6	0	0	15	2	13.3
11TH GRADE FEMALE	0	0	0	0	0	0	0	0	0	12	0	0	1	1	100	13	1	7.7
11TH GRADE TOTAL	0	0	0	0	0	0	0	0	0	21	2	9.5	7	1	14.3	28	3	10.7
12TH GRADE MALE	2	0	0	0	0	0	2	0	0	14	1	7.1	1	0	0	19	1	5.3
12TH GRADE FEMALE	0	0	0	0	0	0	0	0	0	7	0	0	4	0	0	11	0	0
12TH GRADE TOTAL	2	0	0	0	0	0	2	0	0	21	1	4.8	5	0	0	30	1	3.3
DISTRICT TOTAL MALE	2	0	0	1	0	0	6	0	0	74	4	5.4	23	2	8.7	106	6	5.7
DISTRICT TOTAL FEMALE	5	0	0	0	0	0	3	0	0	72	0	0	23	1	4.3	103	1	1
DISTRICT TOTAL	7	0	0	1	0	0	9	0	0	146	4	2.7	46	3	6.5	209	7	3.3
DISTRICT TOTALS (EXCLUDING ALTERNATIVE SCHOOLS)																		
7TH GRADE MALE	0	0	0	0	0	0	2	0	0	14	0	0	4	0	0	20	0	0
7TH GRADE FEMALE	1	0	0	0	0	0	0	0	0	16	0	0	4	0	0	21	0	0
7TH GRADE TOTAL	1	0	0	0	0	0	2	0	0	30	0	0	8	0	0	41	0	0
8TH GRADE MALE	0	0	0	1	0	0	0	0	0	14	0	0	5	0	0	20	0	0
8TH GRADE FEMALE	1	0	0	0	0	0	1	0	0	15	0	0	6	0	0	23	0	0
8TH GRADE TOTAL	1	0	0	1	0	0	1	0	0	29	0	0	11	0	0	43	0	0
9TH GRADE MALE	0	0	0	0	0	0	0	0	0	16	0	0	2	0	0	18	0	0
9TH GRADE FEMALE	2	0	0	0	0	0	1	0	0	16	0	0	4	0	0	23	0	0
9TH GRADE TOTAL	2	0	0	0	0	0	1	0	0	32	0	0	6	0	0	41	0	0
10TH GRADE MALE	0	0	0	0	0	0	2	0	0	7	1	14.3	5	2	40	14	3	21.4
10TH GRADE FEMALE	1	0	0	0	0	0	1	0	0	6	0	0	4	0	0	12	0	0
10TH GRADE TOTAL	1	0	0	0	0	0	3	0	0	13	1	7.7	9	2	22.2	26	3	11.5
11TH GRADE MALE	0	0	0	0	0	0	0	0	0	9	2	22.2	6	0	0	15	2	13.3
11TH GRADE FEMALE	0	0	0	0	0	0	0	0	0	12	0	0	1	1	100	13	1	7.7
11TH GRADE TOTAL	0	0	0	0	0	0	0	0	0	21	2	9.5	7	1	14.3	28	3	10.7
12TH GRADE MALE	2	0	0	0	0	0	2	0	0	14	1	7.1	1	0	0	19	1	5.3
12TH GRADE FEMALE	0	0	0	0	0	0	0	0	0	7	0	0	4	0	0	11	0	0
12TH GRADE TOTAL	2	0	0	0	0	0	2	0	0	21	1	4.8	5	0	0	30	1	3.3
DISTRICT TOTAL MALE	2	0	0	1	0	0	6	0	0	74	4	5.4	23	2	8.7	106	6	5.7
DISTRICT TOTAL FEMALE	5	0	0	0	0	0	3	0	0	72	0	0	23	1	4.3	103	1	1
DISTRICT TOTAL	7	0	0	1	0	0	9	0	0	146	4	2.7	46	3	6.5	209	7	3.3
DISTRICT TOTALS (ALTERNATIVE SCHOOLS ONLY)																		

8/17/2006 COLORADO DEPARTMENT OF EDUCATION
2004-2005 STATE DROPOUT COUNTS BY DISTRICT

	AMERICAN INDIAN OR ALASKAN NATIVE	AMERICAN INDIAN OR ALASKAN NATIVE	AMERICAN INDIAN OR ALASKAN NATIVE	ASIAN PACIFIC ISLANDER	ASIAN PACIFIC ISLANDER	ASIAN PACIFIC ISLANDER	BLACK NOT OF HISPANIC ORIGIN	BLACK NOT OF HISPANIC ORIGIN	BLACK NOT OF HISPANIC ORIGIN	WHITE NOT OF HISPANIC ORIGIN	WHITE NOT OF HISPANIC ORIGIN	WHITE NOT OF HISPANIC ORIGIN	HISPANIC PUPIL COUNT	HISPANIC DROPOUTS	HISPANIC DROPOUT RATE	TOTALS PUPIL COUNT	TOTALS DROPOUTS	TOTALS DROPOUT RATE
DISTRICT TOTALS (INCLUDING ALTERNATIVE SCHOOLS)																		
7TH GRADE MALE	8	0	0	23	0	0	40	0	0	345	0	0	61	0	0	477	0	0
7TH GRADE FEMALE	9	0	0	21	0	0	34	0	0	319	0	0	60	0	0	443	0	0
7TH GRADE TOTAL	17	0	0	44	0	0	74	0	0	664	0	0	121	0	0	920	0	0
8TH GRADE MALE	9	0	0	29	0	0	37	0	0	343	0	0	62	0	0	480	0	0
8TH GRADE FEMALE	7	0	0	24	0	0	39	0	0	318	0	0	65	0	0	453	0	0
8TH GRADE TOTAL	16	0	0	53	0	0	76	0	0	661	0	0	127	0	0	933	0	0
9TH GRADE MALE	6	0	0	12	0	0	45	0	0	331	4	1.2	49	0	0	443	4	0.9
9TH GRADE FEMALE	13	0	0	14	0	0	51	1	2	304	8	2.6	58	0	0	440	9	2
9TH GRADE TOTAL	19	0	0	26	0	0	96	1	1	635	12	1.9	107	0	0	883	13	1.5
10TH GRADE MALE	4	0	0	26	1	3.8	56	2	3.6	253	12	4.7	48	1	2.1	387	16	4.1
10TH GRADE FEMALE	4	0	0	22	0	0	36	2	5.6	276	8	2.9	50	0	0	388	10	2.6
10TH GRADE TOTAL	8	0	0	48	1	2.1	92	4	4.3	529	20	3.8	98	1	1	775	26	3.4
11TH GRADE MALE	7	0	0	19	0	0	35	3	8.6	249	10	4	28	1	3.6	338	14	4.1
11TH GRADE FEMALE	3	0	0	26	1	3.8	24	0	0	254	6	2.4	37	3	8.1	344	10	2.9
11TH GRADE TOTAL	10	0	0	45	1	2.2	59	3	5.1	503	16	3.2	65	4	6.2	682	24	3.5
12TH GRADE MALE	3	0	0	13	3	23.1	30	3	10	246	17	6.9	30	2	6.7	322	25	7.8
12TH GRADE FEMALE	4	0	0	17	1	5.9	27	4	14.8	221	10	4.5	32	4	12.5	301	19	6.3
12TH GRADE TOTAL	7	0	0	30	4	13.3	57	7	12.3	467	27	5.8	62	6	9.7	623	44	7.1
DISTRICT TOTAL MALE	37	0	0	122	4	3.3	243	8	3.3	1,767	43	2.4	278	4	1.4	2,447	59	2.4
DISTRICT TOTAL FEMALE	40	0	0	124	2	1.6	211	7	3.3	1,692	32	1.9	302	7	2.3	2,369	48	2
DISTRICT TOTAL	77	0	0	246	6	2.4	454	15	3.3	3,459	75	2.2	580	11	1.9	4,816	107	2.2
DISTRICT TOTALS (EXCLUDING ALTERNATIVE SCHOOLS)																		
7TH GRADE MALE	8	0	0	23	0	0	40	0	0	345	0	0	61	0	0	477	0	0
7TH GRADE FEMALE	9	0	0	21	0	0	34	0	0	319	0	0	60	0	0	443	0	0
7TH GRADE TOTAL	17	0	0	44	0	0	74	0	0	664	0	0	121	0	0	920	0	0
8TH GRADE MALE	9	0	0	29	0	0	37	0	0	343	0	0	62	0	0	480	0	0
8TH GRADE FEMALE	7	0	0	24	0	0	39	0	0	318	0	0	65	0	0	453	0	0
8TH GRADE TOTAL	16	0	0	53	0	0	76	0	0	661	0	0	127	0	0	933	0	0
9TH GRADE MALE	6	0	0	12	0	0	45	0	0	331	4	1.2	49	0	0	443	4	0.9
9TH GRADE FEMALE	13	0	0	14	0	0	51	1	2	304	8	2.6	58	0	0	440	9	2
9TH GRADE TOTAL	19	0	0	26	0	0	96	1	1	635	12	1.9	107	0	0	883	13	1.5
10TH GRADE MALE	4	0	0	26	1	3.8	56	2	3.6	253	12	4.7	48	1	2.1	387	16	4.1
10TH GRADE FEMALE	4	0	0	22	0	0	36	2	5.6	276	8	2.9	50	0	0	388	10	2.6
10TH GRADE TOTAL	8	0	0	48	1	2.1	92	4	4.3	529	20	3.8	98	1	1	775	26	3.4
11TH GRADE MALE	7	0	0	19	0	0	35	3	8.6	249	10	4	28	1	3.6	338	14	4.1
11TH GRADE FEMALE	3	0	0	26	1	3.8	24	0	0	254	6	2.4	37	3	8.1	344	10	2.9
11TH GRADE TOTAL	10	0	0	45	1	2.2	59	3	5.1	503	16	3.2	65	4	6.2	682	24	3.5
12TH GRADE MALE	3	0	0	13	3	23.1	30	3	10	246	17	6.9	30	2	6.7	322	25	7.8
12TH GRADE FEMALE	4	0	0	17	1	5.9	27	4	14.8	221	10	4.5	32	4	12.5	301	19	6.3
12TH GRADE TOTAL	7	0	0	30	4	13.3	57	7	12.3	467	27	5.8	62	6	9.7	623	44	7.1
DISTRICT TOTAL MALE	37	0	0	122	4	3.3	243	8	3.3	1,767	43	2.4	278	4	1.4	2,447	59	2.4
DISTRICT TOTAL FEMALE	40	0	0	124	2	1.6	211	7	3.3	1,692	32	1.9	302	7	2.3	2,369	48	2
DISTRICT TOTAL	77	0	0	246	6	2.4	454	15	3.3	3,459	75	2.2	580	11	1.9	4,816	107	2.2
DISTRICT TOTALS (ALTERNATIVE SCHOOLS ONLY)																		
DISTRICT TOTAL MALE	0	0	0	0	0	0	0	0	0	0	0	0	0	0	0	0	0	0
DISTRICT TOTAL FEMALE	0	0	0	0	0	0	0	0	0	0	0	0	0	0	0	0	0	0
DISTRICT TOTAL	0	0	0	0	0	0	0	0	0	0	0	0	0	0	0	0	0	0
DISTRICT: 1120 EDISON 54 JT																		
DISTRICT TOTALS (INCLUDING ALTERNATIVE SCHOOLS)																		
7TH GRADE MALE	0	0	0	0	0	0	0	0	0	9	0	0	0	0	0	9	0	0
7TH GRADE FEMALE	0	0	0	0	0	0	0	0	0	6	0	0	0	0	0	6	0	0
7TH GRADE TOTAL	0	0	0	0	0	0	0	0	0	15	0	0	0	0	0	15	0	0

8/17/2006 COLORADO DEPARTMENT OF EDUCATION
2004-2005 STATE DROPOUT COUNTS BY DISTRICT

	AMERICAN INDIAN OR ALASKAN NATIVE	AMERICAN INDIAN OR ALASKAN NATIVE	AMERICAN INDIAN OR ALASKAN NATIVE	ASIAN PACIFIC ISLANDER	ASIAN PACIFIC ISLANDER	ASIAN PACIFIC ISLANDER	BLACK NOT OF HISPANIC ORIGIN	BLACK NOT OF HISPANIC ORIGIN	BLACK NOT OF HISPANIC ORIGIN	WHITE NOT OF HISPANIC ORIGIN	WHITE NOT OF HISPANIC ORIGIN	WHITE NOT OF HISPANIC ORIGIN	HISPANIC	HISPANIC	HISPANIC	TOTALS	TOTALS	TOTALS	
	PUPIL COUNT	DROPOUTS	DROPOUT RATE	PUPIL COUNT	DROPOUTS	DROPOUT RATE	PUPIL COUNT	DROPOUTS	DROPOUT RATE	PUPIL COUNT	DROPOUTS	DROPOUT RATE	PUPIL COUNT	DROPOUTS	DROPOUT RATE	PUPIL COUNT	DROPOUTS	DROPOUT RATE	
8TH GRADE MALE	0	0	0	0	0	0	1	0	0	2	0	0	2	0	0	5	0	0	
8TH GRADE FEMALE	0	0	0	0	0	0	0	0	0	3	0	0	0	0	0	3	0	0	
8TH GRADE TOTAL	0	0	0	0	0	0	1	0	0	5	0	0	2	0	0	8	0	0	
9TH GRADE MALE	0	0	0	0	0	0	0	0	0	7	0	0	2	0	0	9	0	0	
9TH GRADE FEMALE	0	0	0	0	0	0	0	0	0	9	0	0	1	0	0	10	0	0	
9TH GRADE TOTAL	0	0	0	0	0	0	0	0	0	16	0	0	3	0	0	19	0	0	
10TH GRADE MALE	0	0	0	0	0	0	0	0	0	9	2	22.2	2	0	0	11	2	18.2	
10TH GRADE FEMALE	0	0	0	0	0	0	0	0	0	5	1	20	0	0	0	5	1	20	
10TH GRADE TOTAL	0	0	0	0	0	0	0	0	0	14	3	21.4	2	0	0	16	3	18.8	
11TH GRADE MALE	0	0	0	0	0	0	0	0	0	9	0	0	4	1	25	13	1	7.7	
11TH GRADE FEMALE	0	0	0	0	0	0	0	0	0	5	0	0	3	0	0	8	0	0	
11TH GRADE TOTAL	0	0	0	0	0	0	0	0	0	14	0	0	7	1	14.3	21	1	4.8	
12TH GRADE MALE	0	0	0	0	0	0	0	0	0	6	1	16.7	2	0	0	8	1	12.5	
12TH GRADE FEMALE	0	0	0	0	0	0	1	0	0	8	0	0	0	0	0	9	0	0	
12TH GRADE TOTAL	0	0	0	0	0	0	1	0	0	14	1	7.1	2	0	0	17	1	5.9	
DISTRICT TOTAL MALE	0	0	0	0	0	0	1	0	0	42	3	7.1	12	1	8.3	55	4	7.3	
DISTRICT TOTAL FEMALE	0	0	0	0	0	0	1	0	0	36	1	2.8	4	0	0	41	1	2.4	
DISTRICT TOTAL	0	0	0	0	0	0	2	0	0	78	4	5.1	16	1	6.3	96	5	5.2	
DISTRICT TOTALS (EXCLUDING ALTERNATIVE SCHOOLS)																			
7TH GRADE MALE	0	0	0	0	0	0	0	0	0	9	0	0	0	0	0	9	0	0	
7TH GRADE FEMALE	0	0	0	0	0	0	0	0	0	6	0	0	0	0	0	6	0	0	
7TH GRADE TOTAL	0	0	0	0	0	0	0	0	0	15	0	0	0	0	0	15	0	0	
8TH GRADE MALE	0	0	0	0	0	0	1	0	0	2	0	0	2	0	0	5	0	0	
8TH GRADE FEMALE	0	0	0	0	0	0	0	0	0	3	0	0	0	0	0	3	0	0	
8TH GRADE TOTAL	0	0	0	0	0	0	1	0	0	5	0	0	2	0	0	8	0	0	
9TH GRADE MALE	0	0	0	0	0	0	0	0	0	7	0	0	2	0	0	9	0	0	
9TH GRADE FEMALE	0	0	0	0	0	0	0	0	0	9	0	0	1	0	0	10	0	0	
9TH GRADE TOTAL	0	0	0	0	0	0	0	0	0	16	0	0	3	0	0	19	0	0	
10TH GRADE MALE	0	0	0	0	0	0	0	0	0	9	2	22.2	2	0	0	11	2	18.2	
10TH GRADE FEMALE	0	0	0	0	0	0	0	0	0	5	1	20	0	0	0	5	1	20	
10TH GRADE TOTAL	0	0	0	0	0	0	0	0	0	14	3	21.4	2	0	0	16	3	18.8	
11TH GRADE MALE	0	0	0	0	0	0	0	0	0	9	0	0	4	1	25	13	1	7.7	
11TH GRADE FEMALE	0	0	0	0	0	0	0	0	0	5	0	0	3	0	0	8	0	0	
11TH GRADE TOTAL	0	0	0	0	0	0	0	0	0	14	0	0	7	1	14.3	21	1	4.8	
12TH GRADE MALE	0	0	0	0	0	0	0	0	0	6	1	16.7	2	0	0	8	1	12.5	
12TH GRADE FEMALE	0	0	0	0	0	0	1	0	0	8	0	0	0	0	0	9	0	0	
12TH GRADE TOTAL	0	0	0	0	0	0	1	0	0	14	1	7.1	2	0	0	17	1	5.9	
DISTRICT TOTAL MALE	0	0	0	0	0	0	1	0	0	42	3	7.1	12	1	8.3	55	4	7.3	
DISTRICT TOTAL FEMALE	0	0	0	0	0	0	1	0	0	36	1	2.8	4	0	0	41	1	2.4	
DISTRICT TOTAL	0	0	0	0	0	0	2	0	0	78	4	5.1	16	1	6.3	96	5	5.2	
DISTRICT TOTALS (ALTERNATIVE SCHOOLS ONLY)																			
DISTRICT TOTAL MALE	0	0	0	0	0	0	0	0	0	0	0	0	0	0	0	0	0	0	
DISTRICT TOTAL FEMALE	0	0	0	0	0	0	0	0	0	0	0	0	0	0	0	0	0	0	
DISTRICT TOTAL	0	0	0	0	0	0	0	0	0	0	0	0	0	0	0	0	0	0	
DISTRICT: 1130 MIAMI/YODER 60 JT																			
DISTRICT TOTALS (INCLUDING ALTERNATIVE SCHOOLS)																			
7TH GRADE MALE	1	0	0	0	0	0	0	0	0	15	1	6.7	2	0	0	18	1	5.6	
7TH GRADE FEMALE	1	0	0	0	0	0	1	0	0	13	0	0	4	0	0	19	0	0	
7TH GRADE TOTAL	2	0	0	0	0	0	1	0	0	28	1	3.6	6	0	0	37	1	2.7	
8TH GRADE MALE	1	0	0	0	0	0	1	0	0	13	0	0	5	0	0	20	0	0	
8TH GRADE FEMALE	0	0	0	1	0	0	0	0	0	15	0	0	0	0	0	16	0	0	
8TH GRADE TOTAL	1	0	0	1	0	0	1	0	0	28	0	0	5	0	0	36	0	0	
9TH GRADE MALE	1	0	0	0	0	0	0	0	0	18	2	11.1	4	0	0	23	2	8.7	

8/17/2006 COLORADO DEPARTMENT OF EDUCATION
2004-2005 STATE DROPOUT COUNTS BY DISTRICT

	AMERICAN INDIAN OR ALASKAN NATIVE	AMERICAN INDIAN OR ALASKAN NATIVE	AMERICAN INDIAN OR ALASKAN NATIVE	ASIAN PACIFIC ISLANDER	ASIAN PACIFIC ISLANDER	ASIAN PACIFIC ISLANDER	BLACK NOT OF HISPANIC ORIGIN	BLACK NOT OF HISPANIC ORIGIN	BLACK NOT OF HISPANIC ORIGIN	WHITE NOT OF HISPANIC ORIGIN	WHITE NOT OF HISPANIC ORIGIN	WHITE NOT OF HISPANIC ORIGIN	HISPANIC	HISPANIC	HISPANIC	TOTALS	TOTALS	TOTALS
	PUPIL COUNT	DROPOUTS	DROPOUT RATE	PUPIL COUNT	DROPOUTS	DROPOUT RATE	PUPIL COUNT	DROPOUTS	DROPOUT RATE	PUPIL COUNT	DROPOUTS	DROPOUT RATE	PUPIL COUNT	DROPOUTS	DROPOUT RATE	PUPIL COUNT	DROPOUTS	DROPOUT RATE
9TH GRADE FEMALE	1	0	0	0	0	0	1	0	0	15	1	6.7	4	1	25	21	2	9.5
9TH GRADE TOTAL	2	0	0	0	0	0	1	0	0	33	3	9.1	8	1	12.5	44	4	9.1
10TH GRADE MALE	2	0	0	0	0	0	0	0	0	27	1	3.7	3	0	0	32	1	3.1
10TH GRADE FEMALE	1	0	0	1	0	0	0	0	0	25	0	0	0	0	0	27	0	0
10TH GRADE TOTAL	3	0	0	1	0	0	0	0	0	52	1	1.9	3	0	0	59	1	1.7
11TH GRADE MALE	2	0	0	1	0	0	0	0	0	19	0	0	3	0	0	25	0	0
11TH GRADE FEMALE	0	0	0	0	0	0	0	0	0	16	1	6.3	1	1	100	17	2	11.8
11TH GRADE TOTAL	2	0	0	1	0	0	0	0	0	35	1	2.9	4	1	25	42	2	4.8
12TH GRADE MALE	2	1	50	0	0	0	0	0	0	20	0	0	1	0	0	23	1	4.3
12TH GRADE FEMALE	0	0	0	0	0	0	0	0	0	12	0	0	2	0	0	14	0	0
12TH GRADE TOTAL	2	1	50	0	0	0	0	0	0	32	0	0	3	0	0	37	1	2.7
DISTRICT TOTAL MALE	9	1	11.1	1	0	0	1	0	0	112	4	3.6	18	0	0	141	5	3.5
DISTRICT TOTAL FEMALE	3	0	0	2	0	0	2	0	0	96	2	2.1	11	2	18.2	114	4	3.5
DISTRICT TOTAL	12	1	8.3	3	0	0	3	0	0	208	6	2.9	29	2	6.9	255	9	3.5
DISTRICT TOTALS (EXCLUDING ALTERNATIVE SCHOOLS)																		
7TH GRADE MALE	1	0	0	0	0	0	0	0	0	15	1	6.7	2	0	0	18	1	5.6
7TH GRADE FEMALE	1	0	0	0	0	0	1	0	0	13	0	0	4	0	0	19	0	0
7TH GRADE TOTAL	2	0	0	0	0	0	1	0	0	28	1	3.6	6	0	0	37	1	2.7
8TH GRADE MALE	1	0	0	0	0	0	1	0	0	13	0	0	5	0	0	20	0	0
8TH GRADE FEMALE	0	0	0	1	0	0	0	0	0	15	0	0	0	0	0	16	0	0
8TH GRADE TOTAL	1	0	0	1	0	0	1	0	0	28	0	0	5	0	0	36	0	0
9TH GRADE MALE	1	0	0	0	0	0	0	0	0	18	2	11.1	4	0	0	23	2	8.7
9TH GRADE FEMALE	1	0	0	0	0	0	1	0	0	15	1	6.7	4	1	25	21	2	9.5
9TH GRADE TOTAL	2	0	0	0	0	0	1	0	0	33	3	9.1	8	1	12.5	44	4	9.1
10TH GRADE MALE	2	0	0	0	0	0	0	0	0	27	1	3.7	3	0	0	32	1	3.1
10TH GRADE FEMALE	1	0	0	1	0	0	0	0	0	25	0	0	0	0	0	27	0	0
10TH GRADE TOTAL	3	0	0	1	0	0	0	0	0	52	1	1.9	3	0	0	59	1	1.7
11TH GRADE MALE	2	0	0	1	0	0	0	0	0	19	0	0	3	0	0	25	0	0
11TH GRADE FEMALE	0	0	0	0	0	0	0	0	0	16	1	6.3	1	1	100	17	2	11.8
11TH GRADE TOTAL	2	0	0	1	0	0	0	0	0	35	1	2.9	4	1	25	42	2	4.8
12TH GRADE MALE	2	1	50	0	0	0	0	0	0	20	0	0	1	0	0	23	1	4.3
12TH GRADE FEMALE	0	0	0	0	0	0	0	0	0	12	0	0	2	0	0	14	0	0
12TH GRADE TOTAL	2	1	50	0	0	0	0	0	0	32	0	0	3	0	0	37	1	2.7
DISTRICT TOTAL MALE	9	1	11.1	1	0	0	1	0	0	112	4	3.6	18	0	0	141	5	3.5
DISTRICT TOTAL FEMALE	3	0	0	2	0	0	2	0	0	96	2	2.1	11	2	18.2	114	4	3.5
DISTRICT TOTAL	12	1	8.3	3	0	0	3	0	0	208	6	2.9	29	2	6.9	255	9	3.5
DISTRICT TOTALS (ALTERNATIVE SCHOOLS ONLY)																		
DISTRICT TOTAL MALE	0	0	0	0	0	0	0	0	0	0	0	0	0	0	0	0	0	0
DISTRICT TOTAL FEMALE	0	0	0	0	0	0	0	0	0	0	0	0	0	0	0	0	0	0
DISTRICT TOTAL	0	0	0	0	0	0	0	0	0	0	0	0	0	0	0	0	0	0
COUNTY	22	FREMONT																
DISTRICT:	1140	CANON CITY RE-1																
DISTRICT TOTALS (INCLUDING ALTERNATIVE SCHOOLS)																		
7TH GRADE MALE	1	0	0	3	0	0	2	0	0	161	1	0.6	18	0	0	185	1	0.5
7TH GRADE FEMALE	1	0	0	0	0	0	3	0	0	153	0	0	18	1	5.6	175	1	0.6
7TH GRADE TOTAL	2	0	0	3	0	0	5	0	0	314	1	0.3	36	1	2.8	360	2	0.6
8TH GRADE MALE	2	0	0	2	1	50	1	0	0	159	1	0.6	20	1	5	184	3	1.6
8TH GRADE FEMALE	2	0	0	1	0	0	0	0	0	173	3	1.7	8	0	0	184	3	1.6
8TH GRADE TOTAL	4	0	0	3	1	33.3	1	0	0	332	4	1.2	28	1	3.6	368	6	1.6
9TH GRADE MALE	5	0	0	2	0	0	3	0	0	193	5	2.6	16	1	6.3	219	6	2.7
9TH GRADE FEMALE	1	0	0	1	0	0	0	0	0	158	2	1.3	17	1	5.9	177	3	1.7
9TH GRADE TOTAL	6	0	0	3	0	0	3	0	0	351	7	2	33	2	6.1	396	9	2.3
10TH GRADE MALE	2	0	0	1	0	0	2	0	0	214	9	4.2	22	3	13.6	241	12	5

8/17/2006 COLORADO DEPARTMENT OF EDUCATION
2004-2005 STATE DROPOUT COUNTS BY DISTRICT

	AMERICAN INDIAN OR ALASKAN NATIVE	AMERICAN INDIAN OR ALASKAN NATIVE	AMERICAN INDIAN OR ALASKAN NATIVE	ASIAN PACIFIC ISLANDER	ASIAN PACIFIC ISLANDER	ASIAN PACIFIC ISLANDER	BLACK NOT OF HISPANIC ORIGIN	BLACK NOT OF HISPANIC ORIGIN	BLACK NOT OF HISPANIC ORIGIN	WHITE NOT OF HISPANIC ORIGIN	WHITE NOT OF HISPANIC ORIGIN	WHITE NOT OF HISPANIC ORIGIN	HISPANIC	HISPANIC	HISPANIC	TOTALS	TOTALS	TOTALS
	PUPIL COUNT	DROPOUTS	DROPOUT RATE	PUPIL COUNT	DROPOUTS	DROPOUT RATE	PUPIL COUNT	DROPOUTS	DROPOUT RATE	PUPIL COUNT	DROPOUTS	DROPOUT RATE	PUPIL COUNT	DROPOUTS	DROPOUT RATE	PUPIL COUNT	DROPOUTS	DROPOUT RATE
10TH GRADE FEMALE	2	0	0	3	0	0	1	0	0	182	8	4.4	11	0	0	199	8	4
10TH GRADE TOTAL	4	0	0	4	0	0	3	0	0	396	17	4.3	33	3	9.1	440	20	4.5
11TH GRADE MALE	5	0	0	2	0	0	0	0	0	161	12	7.5	18	1	5.6	186	13	7
11TH GRADE FEMALE	2	0	0	1	0	0	2	0	0	183	8	4.4	14	1	7.1	202	9	4.5
11TH GRADE TOTAL	7	0	0	3	0	0	2	0	0	344	20	5.8	32	2	6.3	388	22	5.7
12TH GRADE MALE	2	0	0	2	0	0	0	0	0	165	9	5.5	7	1	14.3	176	10	5.7
12TH GRADE FEMALE	1	0	0	1	0	0	0	0	0	155	2	1.3	15	1	6.7	172	3	1.7
12TH GRADE TOTAL	3	0	0	3	0	0	0	0	0	320	11	3.4	22	2	9.1	348	13	3.7
DISTRICT TOTAL MALE	17	0	0	12	1	8.3	8	0	0	1,053	37	3.5	101	7	6.9	1,191	45	3.8
DISTRICT TOTAL FEMALE	9	0	0	7	0	0	6	0	0	1,004	23	2.3	83	4	4.8	1,109	27	2.4
DISTRICT TOTAL	26	0	0	19	1	5.3	14	0	0	2,057	60	2.9	184	11	6	2,300	72	3.1
DISTRICT TOTALS (EXCLUDING ALTERNATIVE SCHOOLS)																		
7TH GRADE MALE	1	0	0	3	0	0	2	0	0	161	1	0.6	18	0	0	185	1	0.5
7TH GRADE FEMALE	1	0	0	0	0	0	3	0	0	153	0	0	18	1	5.6	175	1	0.6
7TH GRADE TOTAL	2	0	0	3	0	0	5	0	0	314	1	0.3	36	1	2.8	360	2	0.6
8TH GRADE MALE	2	0	0	2	1	50	1	0	0	159	1	0.6	20	1	5	184	3	1.6
8TH GRADE FEMALE	2	0	0	1	0	0	0	0	0	173	3	1.7	8	0	0	184	3	1.6
8TH GRADE TOTAL	4	0	0	3	1	33.3	1	0	0	332	4	1.2	28	1	3.6	368	6	1.6
9TH GRADE MALE	5	0	0	2	0	0	3	0	0	190	5	2.6	15	1	6.7	215	6	2.8
9TH GRADE FEMALE	1	0	0	1	0	0	0	0	0	152	2	1.3	15	0	0	169	2	1.2
9TH GRADE TOTAL	6	0	0	3	0	0	3	0	0	342	7	2	30	1	3.3	384	8	2.1
10TH GRADE MALE	2	0	0	1	0	0	2	0	0	189	6	3.2	20	2	10	214	8	3.7
10TH GRADE FEMALE	2	0	0	3	0	0	1	0	0	161	5	3.1	11	0	0	178	5	2.8
10TH GRADE TOTAL	4	0	0	4	0	0	3	0	0	350	11	3.1	31	2	6.5	392	13	3.3
11TH GRADE MALE	4	0	0	2	0	0	0	0	0	140	7	5	14	0	0	160	7	4.4
11TH GRADE FEMALE	2	0	0	1	0	0	1	0	0	159	3	1.9	11	0	0	174	3	1.7
11TH GRADE TOTAL	6	0	0	3	0	0	1	0	0	299	10	3.3	25	0	0	334	10	3
12TH GRADE MALE	1	0	0	2	0	0	0	0	0	145	6	4.1	6	0	0	154	6	3.9
12TH GRADE FEMALE	0	0	0	1	0	0	0	0	0	137	1	0.7	14	1	7.1	152	2	1.3
12TH GRADE TOTAL	1	0	0	3	0	0	0	0	0	282	7	2.5	20	1	5	306	8	2.6
DISTRICT TOTAL MALE	15	0	0	12	1	8.3	8	0	0	984	26	2.6	93	4	4.3	1,112	31	2.8
DISTRICT TOTAL FEMALE	8	0	0	7	0	0	5	0	0	935	14	1.5	77	2	2.6	1,032	16	1.6
DISTRICT TOTAL	23	0	0	19	1	5.3	13	0	0	1,919	40	2.1	170	6	3.5	2,144	47	2.2
DISTRICT TOTALS (ALTERNATIVE SCHOOLS ONLY)																		
9TH GRADE MALE	0	0	0	0	0	0	0	0	0	3	0	0	1	0	0	4	0	0
9TH GRADE FEMALE	0	0	0	0	0	0	0	0	0	6	0	0	2	1	50	8	1	12.5
9TH GRADE TOTAL	0	0	0	0	0	0	0	0	0	9	0	0	3	1	33.3	12	1	8.3
10TH GRADE MALE	0	0	0	0	0	0	0	0	0	25	3	12	2	1	50	27	4	14.8
10TH GRADE FEMALE	0	0	0	0	0	0	0	0	0	21	3	14.3	0	0	0	21	3	14.3
10TH GRADE TOTAL	0	0	0	0	0	0	0	0	0	46	6	13	2	1	50	48	7	14.6
11TH GRADE MALE	1	0	0	0	0	0	0	0	0	21	5	23.8	4	1	25	26	6	23.1
11TH GRADE FEMALE	0	0	0	0	0	0	1	0	0	24	5	20.8	3	1	33.3	28	6	21.4
11TH GRADE TOTAL	1	0	0	0	0	0	1	0	0	45	10	22.2	7	2	28.6	54	12	22.2
12TH GRADE MALE	1	0	0	0	0	0	0	0	0	20	3	15	1	1	100	22	4	18.2
12TH GRADE FEMALE	1	0	0	0	0	0	0	0	0	18	1	5.6	1	0	0	20	1	5
12TH GRADE TOTAL	2	0	0	0	0	0	0	0	0	38	4	10.5	2	1	50	42	5	11.9
DISTRICT TOTAL MALE	2	0	0	0	0	0	0	0	0	69	11	15.9	8	3	37.5	79	14	17.7
DISTRICT TOTAL FEMALE	1	0	0	0	0	0	1	0	0	69	9	13	6	2	33.3	77	11	14.3
DISTRICT TOTAL	3	0	0	0	0	0	1	0	0	138	20	14.5	14	5	35.7	156	25	16
DISTRICT: 1150 FLORENCE RE-2																		
DISTRICT TOTALS (INCLUDING ALTERNATIVE SCHOOLS)																		
7TH GRADE MALE	1	1	100	0	0	0	2	0	0	77	0	0	5	0	0	85	1	1.2
7TH GRADE FEMALE	0	0	0	0	0	0	1	0	0	73	0	0	10	0	0	84	0	0

8/17/2006 COLORADO DEPARTMENT OF EDUCATION
2004-2005 STATE DROPOUT COUNTS BY DISTRICT

	AMERICAN INDIAN OR ALASKAN NATIVE	AMERICAN INDIAN OR ALASKAN NATIVE	AMERICAN INDIAN OR ALASKAN NATIVE	ASIAN PACIFIC ISLANDER	ASIAN PACIFIC ISLANDER	ASIAN PACIFIC ISLANDER	BLACK NOT OF HISPANIC ORIGIN	BLACK NOT OF HISPANIC ORIGIN	BLACK NOT OF HISPANIC ORIGIN	WHITE NOT OF HISPANIC ORIGIN	WHITE NOT OF HISPANIC ORIGIN	WHITE NOT OF HISPANIC ORIGIN	HISPANIC	HISPANIC	HISPANIC	TOTALS	TOTALS	TOTALS	
	PUPIL COUNT	DROPOUTS	DROPOUT RATE	PUPIL COUNT	DROPOUTS	DROPOUT RATE	PUPIL COUNT	DROPOUTS	DROPOUT RATE	PUPIL COUNT	DROPOUTS	DROPOUT RATE	PUPIL COUNT	DROPOUTS	DROPOUT RATE	PUPIL COUNT	DROPOUTS	DROPOUT RATE	
7TH GRADE TOTAL	1	1	100	0	0	0	3	0	0	150	0	0	15	0	0	169	1	0.6	
8TH GRADE MALE	3	0	0	0	0	0	0	0	0	76	0	0	16	1	6.3	95	1	1.1	
8TH GRADE FEMALE	0	0	0	0	0	0	2	0	0	62	0	0	15	1	6.7	79	1	1.3	
8TH GRADE TOTAL	3	0	0	0	0	0	2	0	0	138	0	0	31	2	6.5	174	2	1.1	
9TH GRADE MALE	1	0	0	1	0	0	0	0	0	85	8	9.4	12	2	16.7	99	10	10.1	
9TH GRADE FEMALE	1	0	0	0	0	0	1	0	0	77	8	10.4	7	0	0	86	8	9.3	
9TH GRADE TOTAL	2	0	0	1	0	0	1	0	0	162	16	9.9	19	2	10.5	185	18	9.7	
10TH GRADE MALE	3	1	33.3	2	0	0	1	0	0	79	5	6.3	12	0	0	97	6	6.2	
10TH GRADE FEMALE	2	0	0	0	0	0	0	0	0	81	7	8.6	9	0	0	92	7	7.6	
10TH GRADE TOTAL	5	1	20	2	0	0	1	0	0	160	12	7.5	21	0	0	189	13	6.9	
11TH GRADE MALE	2	0	0	1	0	0	1	0	0	74	5	6.8	11	1	9.1	89	6	6.7	
11TH GRADE FEMALE	1	0	0	0	0	0	0	0	0	60	6	10	16	3	18.8	77	9	11.7	
11TH GRADE TOTAL	3	0	0	1	0	0	1	0	0	134	11	8.2	27	4	14.8	166	15	9	
12TH GRADE MALE	2	0	0	1	0	0	1	0	0	60	5	8.3	10	0	0	74	5	6.8	
12TH GRADE FEMALE	0	0	0	1	0	0	0	0	0	59	7	11.9	6	1	16.7	66	8	12.1	
12TH GRADE TOTAL	2	0	0	2	0	0	1	0	0	119	12	10.1	16	1	6.3	140	13	9.3	
DISTRICT TOTAL MALE	12	2	16.7	5	0	0	5	0	0	451	23	5.1	66	4	6.1	539	29	5.4	
DISTRICT TOTAL FEMALE	4	0	0	1	0	0	4	0	0	412	28	6.8	63	5	7.9	484	33	6.8	
DISTRICT TOTAL	16	2	12.5	6	0	0	9	0	0	863	51	5.9	129	9	7	1,023	62	6.1	
DISTRICT TOTALS (EXCLUDING ALTERNATIVE SCHOOLS)																			
7TH GRADE MALE	1	1	100	0	0	0	2	0	0	77	0	0	5	0	0	85	1	1.2	
7TH GRADE FEMALE	0	0	0	0	0	0	1	0	0	73	0	0	10	0	0	84	0	0	
7TH GRADE TOTAL	1	1	100	0	0	0	3	0	0	150	0	0	15	0	0	169	1	0.6	
8TH GRADE MALE	3	0	0	0	0	0	0	0	0	76	0	0	16	1	6.3	95	1	1.1	
8TH GRADE FEMALE	0	0	0	0	0	0	2	0	0	62	0	0	15	1	6.7	79	1	1.3	
8TH GRADE TOTAL	3	0	0	0	0	0	2	0	0	138	0	0	31	2	6.5	174	2	1.1	
9TH GRADE MALE	1	0	0	1	0	0	0	0	0	85	8	9.4	12	2	16.7	99	10	10.1	
9TH GRADE FEMALE	1	0	0	0	0	0	1	0	0	77	8	10.4	7	0	0	86	8	9.3	
9TH GRADE TOTAL	2	0	0	1	0	0	1	0	0	162	16	9.9	19	2	10.5	185	18	9.7	
10TH GRADE MALE	3	1	33.3	2	0	0	1	0	0	79	5	6.3	12	0	0	97	6	6.2	
10TH GRADE FEMALE	2	0	0	0	0	0	0	0	0	81	7	8.6	9	0	0	92	7	7.6	
10TH GRADE TOTAL	5	1	20	2	0	0	1	0	0	160	12	7.5	21	0	0	189	13	6.9	
11TH GRADE MALE	2	0	0	1	0	0	1	0	0	74	5	6.8	11	1	9.1	89	6	6.7	
11TH GRADE FEMALE	1	0	0	0	0	0	0	0	0	60	6	10	16	3	18.8	77	9	11.7	
11TH GRADE TOTAL	3	0	0	1	0	0	1	0	0	134	11	8.2	27	4	14.8	166	15	9	
12TH GRADE MALE	2	0	0	1	0	0	1	0	0	60	5	8.3	10	0	0	74	5	6.8	
12TH GRADE FEMALE	0	0	0	1	0	0	0	0	0	59	7	11.9	6	1	16.7	66	8	12.1	
12TH GRADE TOTAL	2	0	0	2	0	0	1	0	0	119	12	10.1	16	1	6.3	140	13	9.3	
DISTRICT TOTAL MALE	12	2	16.7	5	0	0	5	0	0	451	23	5.1	66	4	6.1	539	29	5.4	
DISTRICT TOTAL FEMALE	4	0	0	1	0	0	4	0	0	412	28	6.8	63	5	7.9	484	33	6.8	
DISTRICT TOTAL	16	2	12.5	6	0	0	9	0	0	863	51	5.9	129	9	7	1,023	62	6.1	
DISTRICT TOTALS (ALTERNATIVE SCHOOLS ONLY)																			
DISTRICT TOTAL MALE	0	0	0	0	0	0	0	0	0	0	0	0	0	0	0	0	0	0	
DISTRICT TOTAL FEMALE	0	0	0	0	0	0	0	0	0	0	0	0	0	0	0	0	0	0	
DISTRICT TOTAL	0	0	0	0	0	0	0	0	0	0	0	0	0	0	0	0	0	0	
DISTRICT: 1160 COTOPAXI RE-3																			
DISTRICT TOTALS (INCLUDING ALTERNATIVE SCHOOLS)																			
7TH GRADE MALE	0	0	0	0	0	0	0	0	0	14	0	0	0	0	0	14	0	0	
7TH GRADE FEMALE	0	0	0	0	0	0	0	0	0	21	0	0	2	0	0	23	0	0	
7TH GRADE TOTAL	0	0	0	0	0	0	0	0	0	35	0	0	2	0	0	37	0	0	
8TH GRADE MALE	0	0	0	0	0	0	0	0	0	23	0	0	5	0	0	28	0	0	
8TH GRADE FEMALE	0	0	0	0	0	0	0	0	0	20	0	0	1	0	0	21	0	0	
8TH GRADE TOTAL	0	0	0	0	0	0	0	0	0	43	0	0	6	0	0	49	0	0	

8/17/2006 COLORADO DEPARTMENT OF EDUCATION
2004-2005 STATE DROPOUT COUNTS BY DISTRICT

	AMERICAN INDIAN OR ALASKAN NATIVE	AMERICAN INDIAN OR ALASKAN NATIVE	AMERICAN INDIAN OR ALASKAN NATIVE	ASIAN PACIFIC ISLANDER	ASIAN PACIFIC ISLANDER	ASIAN PACIFIC ISLANDER	BLACK NOT OF HISPANIC ORIGIN	BLACK NOT OF HISPANIC ORIGIN	BLACK NOT OF HISPANIC ORIGIN	WHITE NOT OF HISPANIC ORIGIN	WHITE NOT OF HISPANIC ORIGIN	WHITE NOT OF HISPANIC ORIGIN	HISPANIC	HISPANIC	HISPANIC	TOTALS	TOTALS	TOTALS	
	PUPIL COUNT	DROPOUTS	DROPOUT RATE	PUPIL COUNT	DROPOUTS	DROPOUT RATE	PUPIL COUNT	DROPOUTS	DROPOUT RATE	PUPIL COUNT	DROPOUTS	DROPOUT RATE	PUPIL COUNT	DROPOUTS	DROPOUT RATE	PUPIL COUNT	DROPOUTS	DROPOUT RATE	
9TH GRADE MALE	0	0	0	0	0	0	0	0	0	19	0	0	2	0	0	21	0	0	
9TH GRADE FEMALE	0	0	0	0	0	0	1	0	0	25	0	0	1	0	0	27	0	0	
9TH GRADE TOTAL	0	0	0	0	0	0	1	0	0	44	0	0	3	0	0	48	0	0	
10TH GRADE MALE	1	0	0	0	0	0	0	0	0	26	0	0	5	0	0	32	0	0	
10TH GRADE FEMALE	0	0	0	0	0	0	0	0	0	17	0	0	4	0	0	21	0	0	
10TH GRADE TOTAL	1	0	0	0	0	0	0	0	0	43	0	0	9	0	0	53	0	0	
11TH GRADE MALE	0	0	0	0	0	0	0	0	0	14	0	0	2	0	0	16	0	0	
11TH GRADE FEMALE	0	0	0	0	0	0	0	0	0	19	0	0	1	0	0	20	0	0	
11TH GRADE TOTAL	0	0	0	0	0	0	0	0	0	33	0	0	3	0	0	36	0	0	
12TH GRADE MALE	0	0	0	1	0	0	0	0	0	15	0	0	1	0	0	17	0	0	
12TH GRADE FEMALE	0	0	0	0	0	0	0	0	0	19	0	0	1	0	0	20	0	0	
12TH GRADE TOTAL	0	0	0	1	0	0	0	0	0	34	0	0	2	0	0	37	0	0	
DISTRICT TOTAL MALE	1	0	0	1	0	0	0	0	0	111	0	0	15	0	0	128	0	0	
DISTRICT TOTAL FEMALE	0	0	0	0	0	0	1	0	0	121	0	0	10	0	0	132	0	0	
DISTRICT TOTAL	1	0	0	1	0	0	1	0	0	232	0	0	25	0	0	260	0	0	
DISTRICT TOTALS (EXCLUDING ALTERNATIVE SCHOOLS)																			
7TH GRADE MALE	0	0	0	0	0	0	0	0	0	14	0	0	0	0	0	14	0	0	
7TH GRADE FEMALE	0	0	0	0	0	0	0	0	0	21	0	0	2	0	0	23	0	0	
7TH GRADE TOTAL	0	0	0	0	0	0	0	0	0	35	0	0	2	0	0	37	0	0	
8TH GRADE MALE	0	0	0	0	0	0	0	0	0	23	0	0	5	0	0	28	0	0	
8TH GRADE FEMALE	0	0	0	0	0	0	0	0	0	20	0	0	1	0	0	21	0	0	
8TH GRADE TOTAL	0	0	0	0	0	0	0	0	0	43	0	0	6	0	0	49	0	0	
9TH GRADE MALE	0	0	0	0	0	0	0	0	0	19	0	0	2	0	0	21	0	0	
9TH GRADE FEMALE	0	0	0	0	0	0	1	0	0	25	0	0	1	0	0	27	0	0	
9TH GRADE TOTAL	0	0	0	0	0	0	1	0	0	44	0	0	3	0	0	48	0	0	
10TH GRADE MALE	1	0	0	0	0	0	0	0	0	26	0	0	5	0	0	32	0	0	
10TH GRADE FEMALE	0	0	0	0	0	0	0	0	0	17	0	0	4	0	0	21	0	0	
10TH GRADE TOTAL	1	0	0	0	0	0	0	0	0	43	0	0	9	0	0	53	0	0	
11TH GRADE MALE	0	0	0	0	0	0	0	0	0	14	0	0	2	0	0	16	0	0	
11TH GRADE FEMALE	0	0	0	0	0	0	0	0	0	19	0	0	1	0	0	20	0	0	
11TH GRADE TOTAL	0	0	0	0	0	0	0	0	0	33	0	0	3	0	0	36	0	0	
12TH GRADE MALE	0	0	0	1	0	0	0	0	0	15	0	0	1	0	0	17	0	0	
12TH GRADE FEMALE	0	0	0	0	0	0	0	0	0	19	0	0	1	0	0	20	0	0	
12TH GRADE TOTAL	0	0	0	1	0	0	0	0	0	34	0	0	2	0	0	37	0	0	
DISTRICT TOTAL MALE	1	0	0	1	0	0	0	0	0	111	0	0	15	0	0	128	0	0	
DISTRICT TOTAL FEMALE	0	0	0	0	0	0	1	0	0	121	0	0	10	0	0	132	0	0	
DISTRICT TOTAL	1	0	0	1	0	0	1	0	0	232	0	0	25	0	0	260	0	0	
DISTRICT TOTALS (ALTERNATIVE SCHOOLS ONLY)																			
DISTRICT TOTAL MALE	0	0	0	0	0	0	0	0	0	0	0	0	0	0	0	0	0	0	
DISTRICT TOTAL FEMALE	0	0	0	0	0	0	0	0	0	0	0	0	0	0	0	0	0	0	
DISTRICT TOTAL	0	0	0	0	0	0	0	0	0	0	0	0	0	0	0	0	0	0	
COUNTY	23	GARFIELD																	
DISTRICT:	1180	ROARING FORK RE-1																	
DISTRICT TOTALS (INCLUDING ALTERNATIVE SCHOOLS)																			
7TH GRADE MALE	3	1	33.3	1	0	0	1	0	0	133	1	0.8	81	1	1.2	219	3	1.4	
7TH GRADE FEMALE	0	0	0	1	0	0	1	0	0	118	1	0.8	75	4	5.3	195	5	2.6	
7TH GRADE TOTAL	3	1	33.3	2	0	0	2	0	0	251	2	0.8	156	5	3.2	414	8	1.9	
8TH GRADE MALE	0	0	0	4	0	0	2	0	0	145	0	0	80	3	3.8	231	3	1.3	
8TH GRADE FEMALE	0	0	0	2	0	0	1	0	0	118	2	1.7	83	2	2.4	204	4	2	
8TH GRADE TOTAL	0	0	0	6	0	0	3	0	0	263	2	0.8	163	5	3.1	435	7	1.6	
9TH GRADE MALE	3	0	0	3	0	0	2	0	0	169	3	1.8	90	11	12.2	267	14	5.2	
9TH GRADE FEMALE	1	0	0	0	0	0	0	0	0	135	2	1.5	78	7	9	214	9	4.2	
9TH GRADE TOTAL	4	0	0	3	0	0	2	0	0	304	5	1.6	168	18	10.7	481	23	4.8	

8/17/2006 COLORADO DEPARTMENT OF EDUCATION
2004-2005 STATE DROPOUT COUNTS BY DISTRICT

	AMERICAN INDIAN OR ALASKAN NATIVE	AMERICAN INDIAN OR ALASKAN NATIVE	AMERICAN INDIAN OR ALASKAN NATIVE	ASIAN PACIFIC ISLANDER	ASIAN PACIFIC ISLANDER	ASIAN PACIFIC ISLANDER	BLACK NOT OF HISPANIC ORIGIN	BLACK NOT OF HISPANIC ORIGIN	BLACK NOT OF HISPANIC ORIGIN	WHITE NOT OF HISPANIC ORIGIN	WHITE NOT OF HISPANIC ORIGIN	WHITE NOT OF HISPANIC ORIGIN	HISPANIC	HISPANIC	HISPANIC	TOTALS	TOTALS	TOTALS	
	PUPIL COUNT	DROPOUTS	DROPOUT RATE	PUPIL COUNT	DROPOUTS	DROPOUT RATE	PUPIL COUNT	DROPOUTS	DROPOUT RATE	PUPIL COUNT	DROPOUTS	DROPOUT RATE	PUPIL COUNT	DROPOUTS	DROPOUT RATE	PUPIL COUNT	DROPOUTS	DROPOUT RATE	
10TH GRADE MALE	1	0	0	1	0	0	1	0	0	181	7	3.9	57	7	12.3	241	14	5.8	
10TH GRADE FEMALE	1	0	0	1	0	0	1	0	0	149	2	1.3	68	5	7.4	220	7	3.2	
10TH GRADE TOTAL	2	0	0	2	0	0	2	0	0	330	9	2.7	125	12	9.6	461	21	4.6	
11TH GRADE MALE	0	0	0	3	0	0	0	0	0	150	2	1.3	61	13	21.3	214	15	7	
11TH GRADE FEMALE	1	0	0	2	0	0	0	0	0	133	4	3	49	5	10.2	185	9	4.9	
11TH GRADE TOTAL	1	0	0	5	0	0	0	0	0	283	6	2.1	110	18	16.4	399	24	6	
12TH GRADE MALE	0	0	0	2	0	0	1	0	0	151	9	6	55	19	34.5	209	28	13.4	
12TH GRADE FEMALE	2	0	0	2	1	50	0	0	0	145	12	8.3	39	5	12.8	188	18	9.6	
12TH GRADE TOTAL	2	0	0	4	1	25	1	0	0	296	21	7.1	94	24	25.5	397	46	11.6	
DISTRICT TOTAL MALE	7	1	14.3	14	0	0	7	0	0	929	22	2.4	424	54	12.7	1,381	77	5.6	
DISTRICT TOTAL FEMALE	5	0	0	8	1	12.5	3	0	0	798	23	2.9	392	28	7.1	1,206	52	4.3	
DISTRICT TOTAL	12	1	8.3	22	1	4.5	10	0	0	1,727	45	2.6	816	82	10	2,587	129	5	
DISTRICT TOTALS (EXCLUDING ALTERNATIVE SCHOOLS)																			
7TH GRADE MALE	3	1	33.3	1	0	0	1	0	0	133	1	0.8	81	1	1.2	219	3	1.4	
7TH GRADE FEMALE	0	0	0	1	0	0	1	0	0	118	1	0.8	75	4	5.3	195	5	2.6	
7TH GRADE TOTAL	3	1	33.3	2	0	0	2	0	0	251	2	0.8	156	5	3.2	414	8	1.9	
8TH GRADE MALE	0	0	0	4	0	0	2	0	0	145	0	0	80	3	3.8	231	3	1.3	
8TH GRADE FEMALE	0	0	0	2	0	0	1	0	0	118	2	1.7	83	2	2.4	204	4	2	
8TH GRADE TOTAL	0	0	0	6	0	0	3	0	0	263	2	0.8	163	5	3.1	435	7	1.6	
9TH GRADE MALE	3	0	0	3	0	0	2	0	0	163	3	1.8	90	11	12.2	261	14	5.4	
9TH GRADE FEMALE	1	0	0	0	0	0	0	0	0	135	2	1.5	78	7	9	214	9	4.2	
9TH GRADE TOTAL	4	0	0	3	0	0	2	0	0	298	5	1.7	168	18	10.7	475	23	4.8	
10TH GRADE MALE	1	0	0	1	0	0	1	0	0	156	5	3.2	57	7	12.3	216	12	5.6	
10TH GRADE FEMALE	0	0	0	1	0	0	1	0	0	139	2	1.4	67	5	7.5	208	7	3.4	
10TH GRADE TOTAL	1	0	0	2	0	0	2	0	0	295	7	2.4	124	12	9.7	424	19	4.5	
11TH GRADE MALE	0	0	0	3	0	0	0	0	0	142	1	0.7	60	13	21.7	205	14	6.8	
11TH GRADE FEMALE	0	0	0	2	0	0	0	0	0	123	3	2.4	48	5	10.4	173	8	4.6	
11TH GRADE TOTAL	0	0	0	5	0	0	0	0	0	265	4	1.5	108	18	16.7	378	22	5.8	
12TH GRADE MALE	0	0	0	2	0	0	1	0	0	139	7	5	53	19	35.8	195	26	13.3	
12TH GRADE FEMALE	1	0	0	2	1	50	0	0	0	126	11	8.7	39	5	12.8	168	17	10.1	
12TH GRADE TOTAL	1	0	0	4	1	25	1	0	0	265	18	6.8	92	24	26.1	363	43	11.8	
DISTRICT TOTAL MALE	7	1	14.3	14	0	0	7	0	0	878	17	1.9	421	54	12.8	1,327	72	5.4	
DISTRICT TOTAL FEMALE	2	0	0	8	1	12.5	3	0	0	759	21	2.8	390	28	7.2	1,162	50	4.3	
DISTRICT TOTAL	9	1	11.1	22	1	4.5	10	0	0	1,637	38	2.3	811	82	10.1	2,489	122	4.9	
DISTRICT TOTALS (ALTERNATIVE SCHOOLS ONLY)																			
9TH GRADE MALE	0	0	0	0	0	0	0	0	0	6	0	0	0	0	0	6	0	0	
9TH GRADE FEMALE	0	0	0	0	0	0	0	0	0	0	0	0	0	0	0	0	0	0	
9TH GRADE TOTAL	0	0	0	0	0	0	0	0	0	6	0	0	0	0	0	6	0	0	
10TH GRADE MALE	0	0	0	0	0	0	0	0	0	25	2	8	0	0	0	25	2	8	
10TH GRADE FEMALE	1	0	0	0	0	0	0	0	0	10	0	0	1	0	0	12	0	0	
10TH GRADE TOTAL	1	0	0	0	0	0	0	0	0	35	2	5.7	1	0	0	37	2	5.4	
11TH GRADE MALE	0	0	0	0	0	0	0	0	0	8	1	12.5	1	0	0	9	1	11.1	
11TH GRADE FEMALE	1	0	0	0	0	0	0	0	0	10	1	10	1	0	0	12	1	8.3	
11TH GRADE TOTAL	1	0	0	0	0	0	0	0	0	18	2	11.1	2	0	0	21	2	9.5	
12TH GRADE MALE	0	0	0	0	0	0	0	0	0	12	2	16.7	2	0	0	14	2	14.3	
12TH GRADE FEMALE	1	0	0	0	0	0	0	0	0	19	1	5.3	0	0	0	20	1	5	
12TH GRADE TOTAL	1	0	0	0	0	0	0	0	0	31	3	9.7	2	0	0	34	3	8.8	
DISTRICT TOTAL MALE	0	0	0	0	0	0	0	0	0	51	5	9.8	3	0	0	54	5	9.3	
DISTRICT TOTAL FEMALE	3	0	0	0	0	0	0	0	0	39	2	5.1	2	0	0	44	2	4.5	
DISTRICT TOTAL	3	0	0	0	0	0	0	0	0	90	7	7.8	5	0	0	98	7	7.1	
DISTRICT: 1195 GARFIELD RE-2																			
DISTRICT TOTALS (INCLUDING ALTERNATIVE SCHOOLS)																			
7TH GRADE MALE	2	0	0	0	0	0	1	0	0	111	0	0	48	0	0	162	0	0	

8/17/2006 COLORADO DEPARTMENT OF EDUCATION
2004-2005 STATE DROPOUT COUNTS BY DISTRICT


	AMERICAN INDIAN OR ALASKAN NATIVE	AMERICAN INDIAN OR ALASKAN NATIVE	AMERICAN INDIAN OR ALASKAN NATIVE	ASIAN PACIFIC ISLANDER	ASIAN PACIFIC ISLANDER	ASIAN PACIFIC ISLANDER	BLACK NOT OF HISPANIC ORIGIN	BLACK NOT OF HISPANIC ORIGIN	BLACK NOT OF HISPANIC ORIGIN	WHITE NOT OF HISPANIC ORIGIN	WHITE NOT OF HISPANIC ORIGIN	WHITE NOT OF HISPANIC ORIGIN	HISPANIC	HISPANIC	HISPANIC	TOTALS	TOTALS	TOTALS	
	PUPIL COUNT	DROPOUTS	DROPOUT RATE	PUPIL COUNT	DROPOUTS	DROPOUT RATE	PUPIL COUNT	DROPOUTS	DROPOUT RATE	PUPIL COUNT	DROPOUTS	DROPOUT RATE	PUPIL COUNT	DROPOUTS	DROPOUT RATE	PUPIL COUNT	DROPOUTS	DROPOUT RATE	
7TH GRADE FEMALE	1	0	0	1	0	0	0	0	0	135	0	0	49	1	2	186	1	0.5	
7TH GRADE TOTAL	3	0	0	1	0	0	1	0	0	246	0	0	97	1	1	348	1	0.3	
8TH GRADE MALE	1	0	0	0	0	0	2	0	0	131	2	1.5	45	3	6.7	179	5	2.8	
8TH GRADE FEMALE	0	0	0	0	0	0	2	0	0	124	1	0.8	51	1	2	177	2	1.1	
8TH GRADE TOTAL	1	0	0	0	0	0	4	0	0	255	3	1.2	96	4	4.2	356	7	2	
9TH GRADE MALE	0	0	0	0	0	0	0	0	0	137	4	2.9	38	1	2.6	175	5	2.9	
9TH GRADE FEMALE	1	0	0	0	0	0	0	0	0	108	1	0.9	47	0	0	156	1	0.6	
9TH GRADE TOTAL	1	0	0	0	0	0	0	0	0	245	5	2	85	1	1.2	331	6	1.8	
10TH GRADE MALE	1	0	0	1	0	0	0	0	0	110	2	1.8	39	2	5.1	151	4	2.6	
10TH GRADE FEMALE	1	0	0	0	0	0	1	0	0	103	1	1	39	5	12.8	144	6	4.2	
10TH GRADE TOTAL	2	0	0	1	0	0	1	0	0	213	3	1.4	78	7	9	295	10	3.4	
11TH GRADE MALE	1	0	0	0	0	0	2	0	0	102	2	2	30	4	13.3	135	6	4.4	
11TH GRADE FEMALE	0	0	0	0	0	0	0	0	0	94	1	1.1	18	1	5.6	112	2	1.8	
11TH GRADE TOTAL	1	0	0	0	0	0	2	0	0	196	3	1.5	48	5	10.4	247	8	3.2	
12TH GRADE MALE	2	0	0	1	0	0	0	0	0	107	3	2.8	18	0	0	128	3	2.3	
12TH GRADE FEMALE	0	0	0	0	0	0	0	0	0	75	2	2.7	14	0	0	89	2	2.2	
12TH GRADE TOTAL	2	0	0	1	0	0	0	0	0	182	5	2.7	32	0	0	217	5	2.3	
DISTRICT TOTAL MALE	7	0	0	2	0	0	5	0	0	698	13	1.9	218	10	4.6	930	23	2.5	
DISTRICT TOTAL FEMALE	3	0	0	1	0	0	3	0	0	639	6	0.9	218	8	3.7	864	14	1.6	
DISTRICT TOTAL	10	0	0	3	0	0	8	0	0	1,337	19	1.4	436	18	4.1	1,794	37	2.1	
DISTRICT TOTALS (EXCLUDING ALTERNATIVE SCHOOLS)																			
7TH GRADE MALE	2	0	0	0	0	0	1	0	0	111	0	0	48	0	0	162	0	0	
7TH GRADE FEMALE	1	0	0	1	0	0	0	0	0	135	0	0	49	1	2	186	1	0.5	
7TH GRADE TOTAL	3	0	0	1	0	0	1	0	0	246	0	0	97	1	1	348	1	0.3	
8TH GRADE MALE	1	0	0	0	0	0	2	0	0	131	2	1.5	45	3	6.7	179	5	2.8	
8TH GRADE FEMALE	0	0	0	0	0	0	2	0	0	124	1	0.8	51	1	2	177	2	1.1	
8TH GRADE TOTAL	1	0	0	0	0	0	4	0	0	255	3	1.2	96	4	4.2	356	7	2	
9TH GRADE MALE	0	0	0	0	0	0	0	0	0	137	4	2.9	38	1	2.6	175	5	2.9	
9TH GRADE FEMALE	1	0	0	0	0	0	0	0	0	108	1	0.9	47	0	0	156	1	0.6	
9TH GRADE TOTAL	1	0	0	0	0	0	0	0	0	245	5	2	85	1	1.2	331	6	1.8	
10TH GRADE MALE	1	0	0	1	0	0	0	0	0	110	2	1.8	39	2	5.1	151	4	2.6	
10TH GRADE FEMALE	1	0	0	0	0	0	1	0	0	103	1	1	39	5	12.8	144	6	4.2	
10TH GRADE TOTAL	2	0	0	1	0	0	1	0	0	213	3	1.4	78	7	9	295	10	3.4	
11TH GRADE MALE	1	0	0	0	0	0	2	0	0	102	2	2	30	4	13.3	135	6	4.4	
11TH GRADE FEMALE	0	0	0	0	0	0	0	0	0	94	1	1.1	18	1	5.6	112	2	1.8	
11TH GRADE TOTAL	1	0	0	0	0	0	2	0	0	196	3	1.5	48	5	10.4	247	8	3.2	
12TH GRADE MALE	2	0	0	1	0	0	0	0	0	107	3	2.8	18	0	0	128	3	2.3	
12TH GRADE FEMALE	0	0	0	0	0	0	0	0	0	75	2	2.7	14	0	0	89	2	2.2	
12TH GRADE TOTAL	2	0	0	1	0	0	0	0	0	182	5	2.7	32	0	0	217	5	2.3	
DISTRICT TOTAL MALE	7	0	0	2	0	0	5	0	0	698	13	1.9	218	10	4.6	930	23	2.5	
DISTRICT TOTAL FEMALE	3	0	0	1	0	0	3	0	0	639	6	0.9	218	8	3.7	864	14	1.6	
DISTRICT TOTAL	10	0	0	3	0	0	8	0	0	1,337	19	1.4	436	18	4.1	1,794	37	2.1	
DISTRICT TOTALS (ALTERNATIVE SCHOOLS ONLY)																			
DISTRICT TOTAL MALE	0	0	0	0	0	0	0	0	0	0	0	0	0	0	0	0	0	0	
DISTRICT TOTAL FEMALE	0	0	0	0	0	0	0	0	0	0	0	0	0	0	0	0	0	0	
DISTRICT TOTAL	0	0	0	0	0	0	0	0	0	0	0	0	0	0	0	0	0	0	
DISTRICT: 1220 GARFIELD 16																			
DISTRICT TOTALS (INCLUDING ALTERNATIVE SCHOOLS)																			
7TH GRADE MALE	0	0	0	2	0	0	0	0	0	41	1	2.4	14	0	0	57	1	1.8	
7TH GRADE FEMALE	0	0	0	0	0	0	0	0	0	41	0	0	7	0	0	48	0	0	
7TH GRADE TOTAL	0	0	0	2	0	0	0	0	0	82	1	1.2	21	0	0	105	1	1	
8TH GRADE MALE	1	0	0	0	0	0	0	0	0	29	0	0	11	0	0	41	0	0	
8TH GRADE FEMALE	0	0	0	0	0	0	1	0	0	36	0	0	16	0	0	53	0	0	

8/17/2006 COLORADO DEPARTMENT OF EDUCATION
2004-2005 STATE DROPOUT COUNTS BY DISTRICT

	AMERICAN INDIAN OR ALASKAN NATIVE	AMERICAN INDIAN OR ALASKAN NATIVE	AMERICAN INDIAN OR ALASKAN NATIVE	ASIAN PACIFIC ISLANDER	ASIAN PACIFIC ISLANDER	ASIAN PACIFIC ISLANDER	BLACK NOT OF HISPANIC ORIGIN	BLACK NOT OF HISPANIC ORIGIN	BLACK NOT OF HISPANIC ORIGIN	WHITE NOT OF HISPANIC ORIGIN	WHITE NOT OF HISPANIC ORIGIN	WHITE NOT OF HISPANIC ORIGIN	HISPANIC	HISPANIC	HISPANIC	TOTALS	TOTALS	TOTALS	
	PUPIL COUNT	DROPOUTS	DROPOUT RATE	PUPIL COUNT	DROPOUTS	DROPOUT RATE	PUPIL COUNT	DROPOUTS	DROPOUT RATE	PUPIL COUNT	DROPOUTS	DROPOUT RATE	PUPIL COUNT	DROPOUTS	DROPOUT RATE	PUPIL COUNT	DROPOUTS	DROPOUT RATE	
8TH GRADE TOTAL	1	0	0	0	0	0	1	0	0	65	0	0	27	0	0	94	0	0	
9TH GRADE MALE	1	0	0	0	0	0	0	0	0	39	1	2.6	10	0	0	50	1	2	
9TH GRADE FEMALE	0	0	0	1	0	0	0	0	0	36	1	2.8	11	1	9.1	48	2	4.2	
9TH GRADE TOTAL	1	0	0	1	0	0	0	0	0	75	2	2.7	21	1	4.8	98	3	3.1	
10TH GRADE MALE	0	0	0	1	1	100	0	0	0	40	3	7.5	13	3	23.1	54	7	13	
10TH GRADE FEMALE	0	0	0	1	0	0	0	0	0	21	0	0	5	0	0	27	0	0	
10TH GRADE TOTAL	0	0	0	2	1	50	0	0	0	61	3	4.9	18	3	16.7	81	7	8.6	
11TH GRADE MALE	0	0	0	0	0	0	0	0	0	37	6	16.2	4	1	25	41	7	17.1	
11TH GRADE FEMALE	0	0	0	0	0	0	0	0	0	21	0	0	6	1	16.7	27	1	3.7	
11TH GRADE TOTAL	0	0	0	0	0	0	0	0	0	58	6	10.3	10	2	20	68	8	11.8	
12TH GRADE MALE	0	0	0	0	0	0	0	0	0	21	0	0	1	0	0	22	0	0	
12TH GRADE FEMALE	0	0	0	1	0	0	0	0	0	22	1	4.5	3	0	0	26	1	3.8	
12TH GRADE TOTAL	0	0	0	1	0	0	0	0	0	43	1	2.3	4	0	0	48	1	2.1	
DISTRICT TOTAL MALE	2	0	0	3	1	33.3	0	0	0	207	11	5.3	53	4	7.5	265	16	6	
DISTRICT TOTAL FEMALE	0	0	0	3	0	0	1	0	0	177	2	1.1	48	2	4.2	229	4	1.7	
DISTRICT TOTAL	2	0	0	6	1	16.7	1	0	0	384	13	3.4	101	6	5.9	494	20	4	
DISTRICT TOTALS (EXCLUDING ALTERNATIVE SCHOOLS)																			
7TH GRADE MALE	0	0	0	2	0	0	0	0	0	41	1	2.4	14	0	0	57	1	1.8	
7TH GRADE FEMALE	0	0	0	0	0	0	0	0	0	41	0	0	7	0	0	48	0	0	
7TH GRADE TOTAL	0	0	0	2	0	0	0	0	0	82	1	1.2	21	0	0	105	1	1	
8TH GRADE MALE	1	0	0	0	0	0	0	0	0	29	0	0	11	0	0	41	0	0	
8TH GRADE FEMALE	0	0	0	0	0	0	1	0	0	36	0	0	16	0	0	53	0	0	
8TH GRADE TOTAL	1	0	0	0	0	0	1	0	0	65	0	0	27	0	0	94	0	0	
9TH GRADE MALE	1	0	0	0	0	0	0	0	0	39	1	2.6	10	0	0	50	1	2	
9TH GRADE FEMALE	0	0	0	1	0	0	0	0	0	36	1	2.8	11	1	9.1	48	2	4.2	
9TH GRADE TOTAL	1	0	0	1	0	0	0	0	0	75	2	2.7	21	1	4.8	98	3	3.1	
10TH GRADE MALE	0	0	0	1	1	100	0	0	0	40	3	7.5	13	3	23.1	54	7	13	
10TH GRADE FEMALE	0	0	0	1	0	0	0	0	0	21	0	0	5	0	0	27	0	0	
10TH GRADE TOTAL	0	0	0	2	1	50	0	0	0	61	3	4.9	18	3	16.7	81	7	8.6	
11TH GRADE MALE	0	0	0	0	0	0	0	0	0	37	6	16.2	4	1	25	41	7	17.1	
11TH GRADE FEMALE	0	0	0	0	0	0	0	0	0	21	0	0	6	1	16.7	27	1	3.7	
11TH GRADE TOTAL	0	0	0	0	0	0	0	0	0	58	6	10.3	10	2	20	68	8	11.8	
12TH GRADE MALE	0	0	0	0	0	0	0	0	0	21	0	0	1	0	0	22	0	0	
12TH GRADE FEMALE	0	0	0	1	0	0	0	0	0	22	1	4.5	3	0	0	26	1	3.8	
12TH GRADE TOTAL	0	0	0	1	0	0	0	0	0	43	1	2.3	4	0	0	48	1	2.1	
DISTRICT TOTAL MALE	2	0	0	3	1	33.3	0	0	0	207	11	5.3	53	4	7.5	265	16	6	
DISTRICT TOTAL FEMALE	0	0	0	3	0	0	1	0	0	177	2	1.1	48	2	4.2	229	4	1.7	
DISTRICT TOTAL	2	0	0	6	1	16.7	1	0	0	384	13	3.4	101	6	5.9	494	20	4	
DISTRICT TOTALS (ALTERNATIVE SCHOOLS ONLY)																			
DISTRICT TOTAL MALE	0	0	0	0	0	0	0	0	0	0	0	0	0	0	0	0	0	0	
DISTRICT TOTAL FEMALE	0	0	0	0	0	0	0	0	0	0	0	0	0	0	0	0	0	0	
DISTRICT TOTAL	0	0	0	0	0	0	0	0	0	0	0	0	0	0	0	0	0	0	
COUNTY	24																		
DISTRICT:	1330																		
DISTRICT TOTALS (INCLUDING ALTERNATIVE SCHOOLS)																			
7TH GRADE MALE	0	0	0	0	0	0	0	0	0	12	0	0	0	0	0	12	0	0	
7TH GRADE FEMALE	0	0	0	0	0	0	0	0	0	14	1	7.1	0	0	0	14	1	7.1	
7TH GRADE TOTAL	0	0	0	0	0	0	0	0	0	26	1	3.8	0	0	0	26	1	3.8	
8TH GRADE MALE	0	0	0	0	0	0	0	0	0	12	0	0	1	0	0	13	0	0	
8TH GRADE FEMALE	0	0	0	0	0	0	0	0	0	16	0	0	0	0	0	16	0	0	
8TH GRADE TOTAL	0	0	0	0	0	0	0	0	0	28	0	0	1	0	0	29	0	0	
9TH GRADE MALE	0	0	0	0	0	0	0	0	0	12	0	0	1	0	0	13	0	0	
9TH GRADE FEMALE	0	0	0	1	0	0	0	0	0	17	0	0	3	0	0	21	0	0	


8/17/2006 COLORADO DEPARTMENT OF EDUCATION
 2004-2005 STATE DROPOUT COUNTS BY DISTRICT

	AMERICAN INDIAN OR ALASKAN NATIVE	AMERICAN INDIAN OR ALASKAN NATIVE	AMERICAN INDIAN OR ALASKAN NATIVE	ASIAN PACIFIC ISLANDER	ASIAN PACIFIC ISLANDER	ASIAN PACIFIC ISLANDER	BLACK NOT OF HISPANIC ORIGIN	BLACK NOT OF HISPANIC ORIGIN	BLACK NOT OF HISPANIC ORIGIN	WHITE NOT OF HISPANIC ORIGIN	WHITE NOT OF HISPANIC ORIGIN	WHITE NOT OF HISPANIC ORIGIN	HISPANIC	HISPANIC	HISPANIC	TOTALS	TOTALS	TOTALS	
	PUPIL COUNT	DROPOUTS	DROPOUT RATE	PUPIL COUNT	DROPOUTS	DROPOUT RATE	PUPIL COUNT	DROPOUTS	DROPOUT RATE	PUPIL COUNT	DROPOUTS	DROPOUT RATE	PUPIL COUNT	DROPOUTS	DROPOUT RATE	PUPIL COUNT	DROPOUTS	DROPOUT RATE	
9TH GRADE TOTAL	0	0	0	1	0	0	0	0	0	29	0	0	4	0	0	34	0	0	
10TH GRADE MALE	0	0	0	0	0	0	0	0	0	16	2	12.5	3	1	33.3	19	3	15.8	
10TH GRADE FEMALE	0	0	0	0	0	0	0	0	0	18	1	5.6	1	0	0	19	1	5.3	
10TH GRADE TOTAL	0	0	0	0	0	0	0	0	0	34	3	8.8	4	1	25	38	4	10.5	
11TH GRADE MALE	0	0	0	0	0	0	0	0	0	12	1	8.3	1	1	100	13	2	15.4	
11TH GRADE FEMALE	0	0	0	0	0	0	0	0	0	12	0	0	2	0	0	14	0	0	
11TH GRADE TOTAL	0	0	0	0	0	0	0	0	0	24	1	4.2	3	1	33.3	27	2	7.4	
12TH GRADE MALE	0	0	0	0	0	0	0	0	0	16	1	6.3	2	0	0	18	1	5.6	
12TH GRADE FEMALE	0	0	0	0	0	0	0	0	0	28	1	3.6	0	0	0	28	1	3.6	
12TH GRADE TOTAL	0	0	0	0	0	0	0	0	0	44	2	4.5	2	0	0	46	2	4.3	
DISTRICT TOTAL MALE	0	0	0	0	0	0	0	0	0	80	4	5	8	2	25	88	6	6.8	
DISTRICT TOTAL FEMALE	0	0	0	1	0	0	0	0	0	105	3	2.9	6	0	0	112	3	2.7	
DISTRICT TOTAL	0	0	0	1	0	0	0	0	0	185	7	3.8	14	2	14.3	200	9	4.5	
DISTRICT TOTALS (EXCLUDING ALTERNATIVE SCHOOLS)																			
7TH GRADE MALE	0	0	0	0	0	0	0	0	0	12	0	0	0	0	0	12	0	0	
7TH GRADE FEMALE	0	0	0	0	0	0	0	0	0	14	1	7.1	0	0	0	14	1	7.1	
7TH GRADE TOTAL	0	0	0	0	0	0	0	0	0	26	1	3.8	0	0	0	26	1	3.8	
8TH GRADE MALE	0	0	0	0	0	0	0	0	0	12	0	0	1	0	0	13	0	0	
8TH GRADE FEMALE	0	0	0	0	0	0	0	0	0	16	0	0	0	0	0	16	0	0	
8TH GRADE TOTAL	0	0	0	0	0	0	0	0	0	28	0	0	1	0	0	29	0	0	
9TH GRADE MALE	0	0	0	0	0	0	0	0	0	12	0	0	1	0	0	13	0	0	
9TH GRADE FEMALE	0	0	0	1	0	0	0	0	0	17	0	0	3	0	0	21	0	0	
9TH GRADE TOTAL	0	0	0	1	0	0	0	0	0	29	0	0	4	0	0	34	0	0	
10TH GRADE MALE	0	0	0	0	0	0	0	0	0	16	2	12.5	3	1	33.3	19	3	15.8	
10TH GRADE FEMALE	0	0	0	0	0	0	0	0	0	18	1	5.6	1	0	0	19	1	5.3	
10TH GRADE TOTAL	0	0	0	0	0	0	0	0	0	34	3	8.8	4	1	25	38	4	10.5	
11TH GRADE MALE	0	0	0	0	0	0	0	0	0	12	1	8.3	1	1	100	13	2	15.4	
11TH GRADE FEMALE	0	0	0	0	0	0	0	0	0	12	0	0	2	0	0	14	0	0	
11TH GRADE TOTAL	0	0	0	0	0	0	0	0	0	24	1	4.2	3	1	33.3	27	2	7.4	
12TH GRADE MALE	0	0	0	0	0	0	0	0	0	16	1	6.3	2	0	0	18	1	5.6	
12TH GRADE FEMALE	0	0	0	0	0	0	0	0	0	28	1	3.6	0	0	0	28	1	3.6	
12TH GRADE TOTAL	0	0	0	0	0	0	0	0	0	44	2	4.5	2	0	0	46	2	4.3	
DISTRICT TOTAL MALE	0	0	0	0	0	0	0	0	0	80	4	5	8	2	25	88	6	6.8	
DISTRICT TOTAL FEMALE	0	0	0	1	0	0	0	0	0	105	3	2.9	6	0	0	112	3	2.7	
DISTRICT TOTAL	0	0	0	1	0	0	0	0	0	185	7	3.8	14	2	14.3	200	9	4.5	
DISTRICT TOTALS (ALTERNATIVE SCHOOLS ONLY)																			
DISTRICT TOTAL MALE	0	0	0	0	0	0	0	0	0	0	0	0	0	0	0	0	0	0	
DISTRICT TOTAL FEMALE	0	0	0	0	0	0	0	0	0	0	0	0	0	0	0	0	0	0	
DISTRICT TOTAL	0	0	0	0	0	0	0	0	0	0	0	0	0	0	0	0	0	0	
COUNTY	25																		
DISTRICT:	1340	GRAND																	
		WEST GRAND 1-JT.																	
DISTRICT TOTALS (INCLUDING ALTERNATIVE SCHOOLS)																			
7TH GRADE MALE	0	0	0	0	0	0	0	0	0	14	0	0	2	0	0	16	0	0	
7TH GRADE FEMALE	0	0	0	0	0	0	0	0	0	17	0	0	1	0	0	18	0	0	
7TH GRADE TOTAL	0	0	0	0	0	0	0	0	0	31	0	0	3	0	0	34	0	0	
8TH GRADE MALE	0	0	0	0	0	0	0	0	0	26	0	0	1	0	0	27	0	0	
8TH GRADE FEMALE	0	0	0	0	0	0	0	0	0	15	0	0	4	0	0	19	0	0	
8TH GRADE TOTAL	0	0	0	0	0	0	0	0	0	41	0	0	5	0	0	46	0	0	
9TH GRADE MALE	1	0	0	0	0	0	0	0	0	27	0	0	1	0	0	29	0	0	
9TH GRADE FEMALE	0	0	0	0	0	0	0	0	0	27	0	0	3	0	0	30	0	0	
9TH GRADE TOTAL	1	0	0	0	0	0	0	0	0	54	0	0	4	0	0	59	0	0	
10TH GRADE MALE	0	0	0	1	0	0	0	0	0	18	2	11.1	7	2	28.6	26	4	15.4	
10TH GRADE FEMALE	0	0	0	1	0	0	0	0	0	23	0	0	2	0	0	26	0	0	



8/17/2006 COLORADO DEPARTMENT OF EDUCATION
2004-2005 STATE DROPOUT COUNTS BY DISTRICT

	AMERICAN INDIAN OR ALASKAN NATIVE	AMERICAN INDIAN OR ALASKAN NATIVE	AMERICAN INDIAN OR ALASKAN NATIVE	ASIAN PACIFIC ISLANDER	ASIAN PACIFIC ISLANDER	ASIAN PACIFIC ISLANDER	BLACK NOT OF HISPANIC ORIGIN	BLACK NOT OF HISPANIC ORIGIN	BLACK NOT OF HISPANIC ORIGIN	WHITE NOT OF HISPANIC ORIGIN	WHITE NOT OF HISPANIC ORIGIN	WHITE NOT OF HISPANIC ORIGIN	HISPANIC	HISPANIC	HISPANIC	TOTALS	TOTALS	TOTALS
	PUPIL COUNT	DROPOUTS	DROPOUT RATE	PUPIL COUNT	DROPOUTS	DROPOUT RATE	PUPIL COUNT	DROPOUTS	DROPOUT RATE	PUPIL COUNT	DROPOUTS	DROPOUT RATE	PUPIL COUNT	DROPOUTS	DROPOUT RATE	PUPIL COUNT	DROPOUTS	DROPOUT RATE
10TH GRADE TOTAL	0	0	0	2	0	0	0	0	0	41	2	4.9	9	2	22.2	52	4	7.7
11TH GRADE MALE	0	0	0	0	0	0	0	0	0	16	1	6.3	3	0	0	19	1	5.3
11TH GRADE FEMALE	0	0	0	0	0	0	0	0	0	20	0	0	4	2	50	24	2	8.3
11TH GRADE TOTAL	0	0	0	0	0	0	0	0	0	36	1	2.8	7	2	28.6	43	3	7
12TH GRADE MALE	0	0	0	0	0	0	0	0	0	17	2	11.8	0	0	0	17	2	11.8
12TH GRADE FEMALE	0	0	0	0	0	0	0	0	0	25	1	4	6	0	0	31	1	3.2
12TH GRADE TOTAL	0	0	0	0	0	0	0	0	0	42	3	7.1	6	0	0	48	3	6.3
DISTRICT TOTAL MALE	1	0	0	1	0	0	0	0	0	118	5	4.2	14	2	14.3	134	7	5.2
DISTRICT TOTAL FEMALE	0	0	0	1	0	0	0	0	0	127	1	0.8	20	2	10	148	3	2
DISTRICT TOTAL	1	0	0	2	0	0	0	0	0	245	6	2.4	34	4	11.8	282	10	3.5
DISTRICT TOTALS (EXCLUDING ALTERNATIVE SCHOOLS)																		
7TH GRADE MALE	0	0	0	0	0	0	0	0	0	14	0	0	2	0	0	16	0	0
7TH GRADE FEMALE	0	0	0	0	0	0	0	0	0	17	0	0	1	0	0	18	0	0
7TH GRADE TOTAL	0	0	0	0	0	0	0	0	0	31	0	0	3	0	0	34	0	0
8TH GRADE MALE	0	0	0	0	0	0	0	0	0	26	0	0	1	0	0	27	0	0
8TH GRADE FEMALE	0	0	0	0	0	0	0	0	0	15	0	0	4	0	0	19	0	0
8TH GRADE TOTAL	0	0	0	0	0	0	0	0	0	41	0	0	5	0	0	46	0	0
9TH GRADE MALE	1	0	0	0	0	0	0	0	0	27	0	0	1	0	0	29	0	0
9TH GRADE FEMALE	0	0	0	0	0	0	0	0	0	27	0	0	3	0	0	30	0	0
9TH GRADE TOTAL	1	0	0	0	0	0	0	0	0	54	0	0	4	0	0	59	0	0
10TH GRADE MALE	0	0	0	1	0	0	0	0	0	18	2	11.1	7	2	28.6	26	4	15.4
10TH GRADE FEMALE	0	0	0	1	0	0	0	0	0	23	0	0	2	0	0	26	0	0
10TH GRADE TOTAL	0	0	0	2	0	0	0	0	0	41	2	4.9	9	2	22.2	52	4	7.7
11TH GRADE MALE	0	0	0	0	0	0	0	0	0	16	1	6.3	3	0	0	19	1	5.3
11TH GRADE FEMALE	0	0	0	0	0	0	0	0	0	20	0	0	4	2	50	24	2	8.3
11TH GRADE TOTAL	0	0	0	0	0	0	0	0	0	36	1	2.8	7	2	28.6	43	3	7
12TH GRADE MALE	0	0	0	0	0	0	0	0	0	17	2	11.8	0	0	0	17	2	11.8
12TH GRADE FEMALE	0	0	0	0	0	0	0	0	0	25	1	4	6	0	0	31	1	3.2
12TH GRADE TOTAL	0	0	0	0	0	0	0	0	0	42	3	7.1	6	0	0	48	3	6.3
DISTRICT TOTAL MALE	1	0	0	1	0	0	0	0	0	118	5	4.2	14	2	14.3	134	7	5.2
DISTRICT TOTAL FEMALE	0	0	0	1	0	0	0	0	0	127	1	0.8	20	2	10	148	3	2
DISTRICT TOTAL	1	0	0	2	0	0	0	0	0	245	6	2.4	34	4	11.8	282	10	3.5
DISTRICT TOTALS (ALTERNATIVE SCHOOLS ONLY)																		
DISTRICT TOTAL MALE	0	0	0	0	0	0	0	0	0	0	0	0	0	0	0	0	0	0
DISTRICT TOTAL FEMALE	0	0	0	0	0	0	0	0	0	0	0	0	0	0	0	0	0	0
DISTRICT TOTAL	0	0	0	0	0	0	0	0	0	0	0	0	0	0	0	0	0	0
DISTRICT: 1350 EAST GRAND 2																		
DISTRICT TOTALS (INCLUDING ALTERNATIVE SCHOOLS)																		
7TH GRADE MALE	1	0	0	2	0	0	0	0	0	59	0	0	7	0	0	69	0	0
7TH GRADE FEMALE	0	0	0	1	0	0	0	0	0	45	0	0	3	0	0	49	0	0
7TH GRADE TOTAL	1	0	0	3	0	0	0	0	0	104	0	0	10	0	0	118	0	0
8TH GRADE MALE	0	0	0	0	0	0	1	0	0	58	0	0	4	0	0	63	0	0
8TH GRADE FEMALE	1	0	0	1	0	0	1	0	0	56	0	0	1	0	0	60	0	0
8TH GRADE TOTAL	1	0	0	1	0	0	2	0	0	114	0	0	5	0	0	123	0	0
9TH GRADE MALE	0	0	0	1	0	0	0	0	0	40	0	0	3	0	0	44	0	0
9TH GRADE FEMALE	1	0	0	0	0	0	0	0	0	45	0	0	5	0	0	51	0	0
9TH GRADE TOTAL	1	0	0	1	0	0	0	0	0	85	0	0	8	0	0	95	0	0
10TH GRADE MALE	1	0	0	1	0	0	1	0	0	53	0	0	6	0	0	62	0	0
10TH GRADE FEMALE	0	0	0	2	0	0	0	0	0	60	0	0	3	0	0	65	0	0
10TH GRADE TOTAL	1	0	0	3	0	0	1	0	0	113	0	0	9	0	0	127	0	0
11TH GRADE MALE	1	0	0	0	0	0	0	0	0	59	0	0	2	0	0	62	0	0
11TH GRADE FEMALE	0	0	0	0	0	0	0	0	0	57	0	0	2	0	0	59	0	0
11TH GRADE TOTAL	1	0	0	0	0	0	0	0	0	116	0	0	4	0	0	121	0	0



8/17/2006 COLORADO DEPARTMENT OF EDUCATION
2004-2005 STATE DROPOUT COUNTS BY DISTRICT


	AMERICAN INDIAN OR ALASKAN NATIVE	AMERICAN INDIAN OR ALASKAN NATIVE	AMERICAN INDIAN OR ALASKAN NATIVE	ASIAN PACIFIC ISLANDER	ASIAN PACIFIC ISLANDER	ASIAN PACIFIC ISLANDER	BLACK NOT OF HISPANIC ORIGIN	BLACK NOT OF HISPANIC ORIGIN	BLACK NOT OF HISPANIC ORIGIN	WHITE NOT OF HISPANIC ORIGIN	WHITE NOT OF HISPANIC ORIGIN	WHITE NOT OF HISPANIC ORIGIN	HISPANIC	HISPANIC	HISPANIC	TOTALS	TOTALS	TOTALS	
	PUPIL COUNT	DROPOUTS	DROPOUT RATE	PUPIL COUNT	DROPOUTS	DROPOUT RATE	PUPIL COUNT	DROPOUTS	DROPOUT RATE	PUPIL COUNT	DROPOUTS	DROPOUT RATE	PUPIL COUNT	DROPOUTS	DROPOUT RATE	PUPIL COUNT	DROPOUTS	DROPOUT RATE	
12TH GRADE MALE	0	0	0	0	0	0	0	0	0	56	0	0	1	0	0	57	0	0	
12TH GRADE FEMALE	0	0	0	1	0	0	0	0	0	47	0	0	3	0	0	51	0	0	
12TH GRADE TOTAL	0	0	0	1	0	0	0	0	0	103	0	0	4	0	0	108	0	0	
DISTRICT TOTAL MALE	3	0	0	4	0	0	2	0	0	325	0	0	23	0	0	357	0	0	
DISTRICT TOTAL FEMALE	2	0	0	5	0	0	1	0	0	310	0	0	17	0	0	335	0	0	
DISTRICT TOTAL	5	0	0	9	0	0	3	0	0	635	0	0	40	0	0	692	0	0	
DISTRICT TOTALS (EXCLUDING ALTERNATIVE SCHOOLS)																			
7TH GRADE MALE	1	0	0	2	0	0	0	0	0	59	0	0	7	0	0	69	0	0	
7TH GRADE FEMALE	0	0	0	1	0	0	0	0	0	45	0	0	3	0	0	49	0	0	
7TH GRADE TOTAL	1	0	0	3	0	0	0	0	0	104	0	0	10	0	0	118	0	0	
8TH GRADE MALE	0	0	0	0	0	0	1	0	0	58	0	0	4	0	0	63	0	0	
8TH GRADE FEMALE	1	0	0	1	0	0	1	0	0	56	0	0	1	0	0	60	0	0	
8TH GRADE TOTAL	1	0	0	1	0	0	2	0	0	114	0	0	5	0	0	123	0	0	
9TH GRADE MALE	0	0	0	1	0	0	0	0	0	40	0	0	3	0	0	44	0	0	
9TH GRADE FEMALE	1	0	0	0	0	0	0	0	0	45	0	0	5	0	0	51	0	0	
9TH GRADE TOTAL	1	0	0	1	0	0	0	0	0	85	0	0	8	0	0	95	0	0	
10TH GRADE MALE	1	0	0	1	0	0	1	0	0	53	0	0	6	0	0	62	0	0	
10TH GRADE FEMALE	0	0	0	2	0	0	0	0	0	60	0	0	3	0	0	65	0	0	
10TH GRADE TOTAL	1	0	0	3	0	0	1	0	0	113	0	0	9	0	0	127	0	0	
11TH GRADE MALE	1	0	0	0	0	0	0	0	0	59	0	0	2	0	0	62	0	0	
11TH GRADE FEMALE	0	0	0	0	0	0	0	0	0	57	0	0	2	0	0	59	0	0	
11TH GRADE TOTAL	1	0	0	0	0	0	0	0	0	116	0	0	4	0	0	121	0	0	
12TH GRADE MALE	0	0	0	0	0	0	0	0	0	56	0	0	1	0	0	57	0	0	
12TH GRADE FEMALE	0	0	0	1	0	0	0	0	0	47	0	0	3	0	0	51	0	0	
12TH GRADE TOTAL	0	0	0	1	0	0	0	0	0	103	0	0	4	0	0	108	0	0	
DISTRICT TOTAL MALE	3	0	0	4	0	0	2	0	0	325	0	0	23	0	0	357	0	0	
DISTRICT TOTAL FEMALE	2	0	0	5	0	0	1	0	0	310	0	0	17	0	0	335	0	0	
DISTRICT TOTAL	5	0	0	9	0	0	3	0	0	635	0	0	40	0	0	692	0	0	
DISTRICT TOTALS (ALTERNATIVE SCHOOLS ONLY)																			
DISTRICT TOTAL MALE	0	0	0	0	0	0	0	0	0	0	0	0	0	0	0	0	0	0	
DISTRICT TOTAL FEMALE	0	0	0	0	0	0	0	0	0	0	0	0	0	0	0	0	0	0	
DISTRICT TOTAL	0	0	0	0	0	0	0	0	0	0	0	0	0	0	0	0	0	0	
COUNTY	26	GUNNISON																	
DISTRICT:	1360	GUNNISON WATERSHED RE1J																	
DISTRICT TOTALS (INCLUDING ALTERNATIVE SCHOOLS)																			
7TH GRADE MALE	1	0	0	1	1	100	0	0	0	56	0	0	4	0	0	62	1	1.6	
7TH GRADE FEMALE	3	0	0	4	0	0	0	0	0	51	0	0	8	1	12.5	66	1	1.5	
7TH GRADE TOTAL	4	0	0	5	1	20	0	0	0	107	0	0	12	1	8.3	128	2	1.6	
8TH GRADE MALE	6	0	0	1	0	0	0	0	0	71	0	0	7	0	0	85	0	0	
8TH GRADE FEMALE	0	0	0	1	0	0	1	0	0	60	2	3.3	12	0	0	74	2	2.7	
8TH GRADE TOTAL	6	0	0	2	0	0	1	0	0	131	2	1.5	19	0	0	159	2	1.3	
9TH GRADE MALE	0	0	0	1	0	0	1	0	0	57	2	3.5	7	0	0	66	2	3	
9TH GRADE FEMALE	1	1	100	2	0	0	0	0	0	55	3	5.5	4	0	0	62	4	6.5	
9TH GRADE TOTAL	1	1	100	3	0	0	1	0	0	112	5	4.5	11	0	0	128	6	4.7	
10TH GRADE MALE	2	0	0	2	0	0	0	0	0	64	1	1.6	4	0	0	72	1	1.4	
10TH GRADE FEMALE	1	0	0	1	0	0	0	0	0	55	1	1.8	1	0	0	58	1	1.7	
10TH GRADE TOTAL	3	0	0	3	0	0	0	0	0	119	2	1.7	5	0	0	130	2	1.5	
11TH GRADE MALE	1	0	0	2	0	0	0	0	0	53	2	3.8	4	0	0	60	2	3.3	
11TH GRADE FEMALE	1	0	0	0	0	0	0	0	0	74	2	2.7	3	0	0	78	2	2.6	
11TH GRADE TOTAL	2	0	0	2	0	0	0	0	0	127	4	3.1	7	0	0	138	4	2.9	
12TH GRADE MALE	0	0	0	0	0	0	0	0	0	62	4	6.5	2	0	0	64	4	6.3	
12TH GRADE FEMALE	0	0	0	2	0	0	0	0	0	55	2	3.6	2	0	0	59	2	3.4	
12TH GRADE TOTAL	0	0	0	2	0	0	0	0	0	117	6	5.1	4	0	0	123	6	4.9	

8/17/2006 COLORADO DEPARTMENT OF EDUCATION
2004-2005 STATE DROPOUT COUNTS BY DISTRICT

	AMERICAN INDIAN OR ALASKAN NATIVE	AMERICAN INDIAN OR ALASKAN NATIVE	AMERICAN INDIAN OR ALASKAN NATIVE	ASIAN PACIFIC ISLANDER	ASIAN PACIFIC ISLANDER	ASIAN PACIFIC ISLANDER	BLACK NOT OF HISPANIC ORIGIN	BLACK NOT OF HISPANIC ORIGIN	BLACK NOT OF HISPANIC ORIGIN	WHITE NOT OF HISPANIC ORIGIN	WHITE NOT OF HISPANIC ORIGIN	WHITE NOT OF HISPANIC ORIGIN	HISPANIC	HISPANIC	HISPANIC	TOTALS	TOTALS	TOTALS	
	PUPIL COUNT	DROPOUTS	DROPOUT RATE	PUPIL COUNT	DROPOUTS	DROPOUT RATE	PUPIL COUNT	DROPOUTS	DROPOUT RATE	PUPIL COUNT	DROPOUTS	DROPOUT RATE	PUPIL COUNT	DROPOUTS	DROPOUT RATE	PUPIL COUNT	DROPOUTS	DROPOUT RATE	
DISTRICT TOTAL MALE	10	0	0	7	1	14.3	1	0	0	363	9	2.5	28	0	0	409	10	2.4	
DISTRICT TOTAL FEMALE	6	1	16.7	10	0	0	1	0	0	350	10	2.9	30	1	3.3	397	12	3	
DISTRICT TOTAL	16	1	6.3	17	1	5.9	2	0	0	713	19	2.7	58	1	1.7	806	22	2.7	
DISTRICT TOTALS (EXCLUDING ALTERNATIVE SCHOOLS)																			
7TH GRADE MALE	1	0	0	1	1	100	0	0	0	56	0	0	4	0	0	62	1	1.6	
7TH GRADE FEMALE	3	0	0	4	0	0	0	0	0	51	0	0	8	1	12.5	66	1	1.5	
7TH GRADE TOTAL	4	0	0	5	1	20	0	0	0	107	0	0	12	1	8.3	128	2	1.6	
8TH GRADE MALE	6	0	0	1	0	0	0	0	0	71	0	0	7	0	0	85	0	0	
8TH GRADE FEMALE	0	0	0	1	0	0	1	0	0	60	2	3.3	12	0	0	74	2	2.7	
8TH GRADE TOTAL	6	0	0	2	0	0	1	0	0	131	2	1.5	19	0	0	159	2	1.3	
9TH GRADE MALE	0	0	0	1	0	0	0	0	0	53	0	0	7	0	0	61	0	0	
9TH GRADE FEMALE	1	1	100	2	0	0	0	0	0	55	3	5.5	4	0	0	62	4	6.5	
9TH GRADE TOTAL	1	1	100	3	0	0	0	0	0	108	3	2.8	11	0	0	123	4	3.3	
10TH GRADE MALE	1	0	0	2	0	0	0	0	0	59	1	1.7	3	0	0	65	1	1.5	
10TH GRADE FEMALE	1	0	0	1	0	0	0	0	0	52	1	1.9	1	0	0	55	1	1.8	
10TH GRADE TOTAL	2	0	0	3	0	0	0	0	0	111	2	1.8	4	0	0	120	2	1.7	
11TH GRADE MALE	1	0	0	2	0	0	0	0	0	48	1	2.1	4	0	0	55	1	1.8	
11TH GRADE FEMALE	1	0	0	0	0	0	0	0	0	68	0	0	3	0	0	72	0	0	
11TH GRADE TOTAL	2	0	0	2	0	0	0	0	0	116	1	0.9	7	0	0	127	1	0.8	
12TH GRADE MALE	0	0	0	0	0	0	0	0	0	57	4	7	1	0	0	58	4	6.9	
12TH GRADE FEMALE	0	0	0	2	0	0	0	0	0	49	1	2	2	0	0	53	1	1.9	
12TH GRADE TOTAL	0	0	0	2	0	0	0	0	0	106	5	4.7	3	0	0	111	5	4.5	
DISTRICT TOTAL MALE	9	0	0	7	1	14.3	0	0	0	344	6	1.7	26	0	0	386	7	1.8	
DISTRICT TOTAL FEMALE	6	1	16.7	10	0	0	1	0	0	335	7	2.1	30	1	3.3	382	9	2.4	
DISTRICT TOTAL	15	1	6.7	17	1	5.9	1	0	0	679	13	1.9	56	1	1.8	768	16	2.1	
DISTRICT TOTALS (ALTERNATIVE SCHOOLS ONLY)																			
9TH GRADE MALE	0	0	0	0	0	0	1	0	0	4	2	50	0	0	0	5	2	40	
9TH GRADE FEMALE	0	0	0	0	0	0	0	0	0	0	0	0	0	0	0	0	0	0	
9TH GRADE TOTAL	0	0	0	0	0	0	1	0	0	4	2	50	0	0	0	5	2	40	
10TH GRADE MALE	1	0	0	0	0	0	0	0	0	5	0	0	1	0	0	7	0	0	
10TH GRADE FEMALE	0	0	0	0	0	0	0	0	0	3	0	0	0	0	0	3	0	0	
10TH GRADE TOTAL	1	0	0	0	0	0	0	0	0	8	0	0	1	0	0	10	0	0	
11TH GRADE MALE	0	0	0	0	0	0	0	0	0	5	1	20	0	0	0	5	1	20	
11TH GRADE FEMALE	0	0	0	0	0	0	0	0	0	6	2	33.3	0	0	0	6	2	33.3	
11TH GRADE TOTAL	0	0	0	0	0	0	0	0	0	11	3	27.3	0	0	0	11	3	27.3	
12TH GRADE MALE	0	0	0	0	0	0	0	0	0	5	0	0	1	0	0	6	0	0	
12TH GRADE FEMALE	0	0	0	0	0	0	0	0	0	6	1	16.7	0	0	0	6	1	16.7	
12TH GRADE TOTAL	0	0	0	0	0	0	0	0	0	11	1	9.1	1	0	0	12	1	8.3	
DISTRICT TOTAL MALE	1	0	0	0	0	0	1	0	0	19	3	15.8	2	0	0	23	3	13	
DISTRICT TOTAL FEMALE	0	0	0	0	0	0	0	0	0	15	3	20	0	0	0	15	3	20	
DISTRICT TOTAL	1	0	0	0	0	0	1	0	0	34	6	17.6	2	0	0	38	6	15.8	
COUNTY	27																		
DISTRICT:	1380																		
DISTRICT TOTALS (INCLUDING ALTERNATIVE SCHOOLS)																			
7TH GRADE MALE	0	0	0	0	0	0	0	0	0	3	0	0	0	0	0	3	0	0	
7TH GRADE FEMALE	0	0	0	0	0	0	0	0	0	2	0	0	0	0	0	2	0	0	
7TH GRADE TOTAL	0	0	0	0	0	0	0	0	0	5	0	0	0	0	0	5	0	0	
8TH GRADE MALE	0	0	0	0	0	0	0	0	0	1	0	0	0	0	0	1	0	0	
8TH GRADE FEMALE	0	0	0	0	0	0	0	0	0	2	0	0	0	0	0	2	0	0	
8TH GRADE TOTAL	0	0	0	0	0	0	0	0	0	3	0	0	0	0	0	3	0	0	
9TH GRADE MALE	0	0	0	0	0	0	0	0	0	3	0	0	0	0	0	3	0	0	
9TH GRADE FEMALE	0	0	0	0	0	0	0	0	0	4	0	0	0	0	0	4	0	0	
9TH GRADE TOTAL	0	0	0	0	0	0	0	0	0	7	0	0	0	0	0	7	0	0	

8/17/2006 COLORADO DEPARTMENT OF EDUCATION
2004-2005 STATE DROPOUT COUNTS BY DISTRICT

	AMERICAN INDIAN OR ALASKAN NATIVE	AMERICAN INDIAN OR ALASKAN NATIVE	AMERICAN INDIAN OR ALASKAN NATIVE	ASIAN PACIFIC ISLANDER	ASIAN PACIFIC ISLANDER	ASIAN PACIFIC ISLANDER	BLACK NOT OF HISPANIC ORIGIN	BLACK NOT OF HISPANIC ORIGIN	BLACK NOT OF HISPANIC ORIGIN	WHITE NOT OF HISPANIC ORIGIN	WHITE NOT OF HISPANIC ORIGIN	WHITE NOT OF HISPANIC ORIGIN	HISPANIC	HISPANIC	HISPANIC	TOTALS	TOTALS	TOTALS
	PUPIL COUNT	DROPOUTS	DROPOUT RATE	PUPIL COUNT	DROPOUTS	DROPOUT RATE	PUPIL COUNT	DROPOUTS	DROPOUT RATE	PUPIL COUNT	DROPOUTS	DROPOUT RATE	PUPIL COUNT	DROPOUTS	DROPOUT RATE	PUPIL COUNT	DROPOUTS	DROPOUT RATE
10TH GRADE MALE	0	0	0	0	0	0	0	0	0	3	0	0	0	0	0	3	0	0
10TH GRADE FEMALE	0	0	0	0	0	0	0	0	0	2	0	0	0	0	0	2	0	0
10TH GRADE TOTAL	0	0	0	0	0	0	0	0	0	5	0	0	0	0	0	5	0	0
11TH GRADE MALE	0	0	0	0	0	0	0	0	0	1	0	0	0	0	0	1	0	0
11TH GRADE FEMALE	0	0	0	0	0	0	0	0	0	1	0	0	0	0	0	1	0	0
11TH GRADE TOTAL	0	0	0	0	0	0	0	0	0	2	0	0	0	0	0	2	0	0
12TH GRADE MALE	0	0	0	0	0	0	0	0	0	4	0	0	0	0	0	4	0	0
12TH GRADE FEMALE	0	0	0	0	0	0	0	0	0	2	0	0	0	0	0	2	0	0
12TH GRADE TOTAL	0	0	0	0	0	0	0	0	0	6	0	0	0	0	0	6	0	0
DISTRICT TOTAL MALE	0	0	0	0	0	0	0	0	0	15	0	0	0	0	0	15	0	0
DISTRICT TOTAL FEMALE	0	0	0	0	0	0	0	0	0	13	0	0	0	0	0	13	0	0
DISTRICT TOTAL	0	0	0	0	0	0	0	0	0	28	0	0	0	0	0	28	0	0
DISTRICT TOTALS (EXCLUDING ALTERNATIVE SCHOOLS)																		
7TH GRADE MALE	0	0	0	0	0	0	0	0	0	3	0	0	0	0	0	3	0	0
7TH GRADE FEMALE	0	0	0	0	0	0	0	0	0	2	0	0	0	0	0	2	0	0
7TH GRADE TOTAL	0	0	0	0	0	0	0	0	0	5	0	0	0	0	0	5	0	0
8TH GRADE MALE	0	0	0	0	0	0	0	0	0	1	0	0	0	0	0	1	0	0
8TH GRADE FEMALE	0	0	0	0	0	0	0	0	0	2	0	0	0	0	0	2	0	0
8TH GRADE TOTAL	0	0	0	0	0	0	0	0	0	3	0	0	0	0	0	3	0	0
9TH GRADE MALE	0	0	0	0	0	0	0	0	0	3	0	0	0	0	0	3	0	0
9TH GRADE FEMALE	0	0	0	0	0	0	0	0	0	4	0	0	0	0	0	4	0	0
9TH GRADE TOTAL	0	0	0	0	0	0	0	0	0	7	0	0	0	0	0	7	0	0
10TH GRADE MALE	0	0	0	0	0	0	0	0	0	3	0	0	0	0	0	3	0	0
10TH GRADE FEMALE	0	0	0	0	0	0	0	0	0	2	0	0	0	0	0	2	0	0
10TH GRADE TOTAL	0	0	0	0	0	0	0	0	0	5	0	0	0	0	0	5	0	0
11TH GRADE MALE	0	0	0	0	0	0	0	0	0	1	0	0	0	0	0	1	0	0
11TH GRADE FEMALE	0	0	0	0	0	0	0	0	0	1	0	0	0	0	0	1	0	0
11TH GRADE TOTAL	0	0	0	0	0	0	0	0	0	2	0	0	0	0	0	2	0	0
12TH GRADE MALE	0	0	0	0	0	0	0	0	0	4	0	0	0	0	0	4	0	0
12TH GRADE FEMALE	0	0	0	0	0	0	0	0	0	2	0	0	0	0	0	2	0	0
12TH GRADE TOTAL	0	0	0	0	0	0	0	0	0	6	0	0	0	0	0	6	0	0
DISTRICT TOTAL MALE	0	0	0	0	0	0	0	0	0	15	0	0	0	0	0	15	0	0
DISTRICT TOTAL FEMALE	0	0	0	0	0	0	0	0	0	13	0	0	0	0	0	13	0	0
DISTRICT TOTAL	0	0	0	0	0	0	0	0	0	28	0	0	0	0	0	28	0	0
DISTRICT TOTALS (ALTERNATIVE SCHOOLS ONLY)																		
DISTRICT TOTAL MALE	0	0	0	0	0	0	0	0	0	0	0	0	0	0	0	0	0	0
DISTRICT TOTAL FEMALE	0	0	0	0	0	0	0	0	0	0	0	0	0	0	0	0	0	0
DISTRICT TOTAL	0	0	0	0	0	0	0	0	0	0	0	0	0	0	0	0	0	0
COUNTY	28																	
		28																
DISTRICT: 1390 HUERFANO RE-1																		
DISTRICT TOTALS (INCLUDING ALTERNATIVE SCHOOLS)																		
7TH GRADE MALE	1	0	0	0	0	0	1	0	0	8	0	0	15	0	0	25	0	0
7TH GRADE FEMALE	0	0	0	1	0	0	1	0	0	12	0	0	16	0	0	30	0	0
7TH GRADE TOTAL	1	0	0	1	0	0	2	0	0	20	0	0	31	0	0	55	0	0
8TH GRADE MALE	1	0	0	0	0	0	1	0	0	10	1	10	12	0	0	24	1	4.2
8TH GRADE FEMALE	0	0	0	0	0	0	0	0	0	22	1	4.5	18	1	5.6	40	2	5
8TH GRADE TOTAL	1	0	0	0	0	0	1	0	0	32	2	6.3	30	1	3.3	64	3	4.7
9TH GRADE MALE	0	0	0	0	0	0	1	0	0	14	1	7.1	27	2	7.4	42	3	7.1
9TH GRADE FEMALE	1	0	0	1	0	0	0	0	0	12	1	8.3	20	2	10	34	3	8.8
9TH GRADE TOTAL	1	0	0	1	0	0	1	0	0	26	2	7.7	47	4	8.5	76	6	7.9
10TH GRADE MALE	1	0	0	0	0	0	0	0	0	8	1	12.5	21	2	9.5	30	3	10
10TH GRADE FEMALE	1	1	100	0	0	0	0	0	0	12	1	8.3	24	2	8.3	37	4	10.8
10TH GRADE TOTAL	2	1	50	0	0	0	0	0	0	20	2	10	45	4	8.9	67	7	10.4



8/17/2006 COLORADO DEPARTMENT OF EDUCATION
2004-2005 STATE DROPOUT COUNTS BY DISTRICT


	AMERICAN INDIAN OR ALASKAN NATIVE	AMERICAN INDIAN OR ALASKAN NATIVE	AMERICAN INDIAN OR ALASKAN NATIVE	ASIAN PACIFIC ISLANDER	ASIAN PACIFIC ISLANDER	ASIAN PACIFIC ISLANDER	BLACK NOT OF HISPANIC ORIGIN	BLACK NOT OF HISPANIC ORIGIN	BLACK NOT OF HISPANIC ORIGIN	WHITE NOT OF HISPANIC ORIGIN	WHITE NOT OF HISPANIC ORIGIN	WHITE NOT OF HISPANIC ORIGIN	HISPANIC	HISPANIC	HISPANIC	TOTALS	TOTALS	TOTALS	
	PUPIL COUNT	DROPOUTS	DROPOUT RATE	PUPIL COUNT	DROPOUTS	DROPOUT RATE	PUPIL COUNT	DROPOUTS	DROPOUT RATE	PUPIL COUNT	DROPOUTS	DROPOUT RATE	PUPIL COUNT	DROPOUTS	DROPOUT RATE	PUPIL COUNT	DROPOUTS	DROPOUT RATE	
11TH GRADE MALE	0	0	0	0	0	0	0	0	0	13	0	0	15	3	20	28	3	10.7	
11TH GRADE FEMALE	0	0	0	0	0	0	0	0	0	14	1	7.1	19	4	21.1	33	5	15.2	
11TH GRADE TOTAL	0	0	0	0	0	0	0	0	0	27	1	3.7	34	7	20.6	61	8	13.1	
12TH GRADE MALE	1	0	0	0	0	0	0	0	0	11	0	0	19	3	15.8	31	3	9.7	
12TH GRADE FEMALE	0	0	0	0	0	0	0	0	0	11	1	9.1	18	2	11.1	29	3	10.3	
12TH GRADE TOTAL	1	0	0	0	0	0	0	0	0	22	1	4.5	37	5	13.5	60	6	10	
DISTRICT TOTAL MALE	4	0	0	0	0	0	3	0	0	64	3	4.7	109	10	9.2	180	13	7.2	
DISTRICT TOTAL FEMALE	2	1	50	2	0	0	1	0	0	83	5	6	115	11	9.6	203	17	8.4	
DISTRICT TOTAL	6	1	16.7	2	0	0	4	0	0	147	8	5.4	224	21	9.4	383	30	7.8	
DISTRICT TOTALS (EXCLUDING ALTERNATIVE SCHOOLS)																			
7TH GRADE MALE	1	0	0	0	0	0	1	0	0	8	0	0	15	0	0	25	0	0	
7TH GRADE FEMALE	0	0	0	1	0	0	1	0	0	12	0	0	16	0	0	30	0	0	
7TH GRADE TOTAL	1	0	0	1	0	0	2	0	0	20	0	0	31	0	0	55	0	0	
8TH GRADE MALE	1	0	0	0	0	0	1	0	0	10	1	10	12	0	0	24	1	4.2	
8TH GRADE FEMALE	0	0	0	0	0	0	0	0	0	22	1	4.5	18	1	5.6	40	2	5	
8TH GRADE TOTAL	1	0	0	0	0	0	1	0	0	32	2	6.3	30	1	3.3	64	3	4.7	
9TH GRADE MALE	0	0	0	0	0	0	1	0	0	13	0	0	25	1	4	39	1	2.6	
9TH GRADE FEMALE	0	0	0	1	0	0	0	0	0	10	1	10	18	0	0	29	1	3.4	
9TH GRADE TOTAL	0	0	0	1	0	0	1	0	0	23	1	4.3	43	1	2.3	68	2	2.9	
10TH GRADE MALE	1	0	0	0	0	0	0	0	0	8	1	12.5	21	2	9.5	30	3	10	
10TH GRADE FEMALE	1	1	100	0	0	0	0	0	0	11	0	0	24	2	8.3	36	3	8.3	
10TH GRADE TOTAL	2	1	50	0	0	0	0	0	0	19	1	5.3	45	4	8.9	66	6	9.1	
11TH GRADE MALE	0	0	0	0	0	0	0	0	0	13	0	0	14	2	14.3	27	2	7.4	
11TH GRADE FEMALE	0	0	0	0	0	0	0	0	0	14	1	7.1	17	3	17.6	31	4	12.9	
11TH GRADE TOTAL	0	0	0	0	0	0	0	0	0	27	1	3.7	31	5	16.1	58	6	10.3	
12TH GRADE MALE	1	0	0	0	0	0	0	0	0	11	0	0	19	3	15.8	31	3	9.7	
12TH GRADE FEMALE	0	0	0	0	0	0	0	0	0	11	1	9.1	17	1	5.9	28	2	7.1	
12TH GRADE TOTAL	1	0	0	0	0	0	0	0	0	22	1	4.5	36	4	11.1	59	5	8.5	
DISTRICT TOTAL MALE	4	0	0	0	0	0	3	0	0	63	2	3.2	106	8	7.5	176	10	5.7	
DISTRICT TOTAL FEMALE	1	1	100	2	0	0	1	0	0	80	4	5	110	7	6.4	194	12	6.2	
DISTRICT TOTAL	5	1	20	2	0	0	4	0	0	143	6	4.2	216	15	6.9	370	22	5.9	
DISTRICT TOTALS (ALTERNATIVE SCHOOLS ONLY)																			
9TH GRADE MALE	0	0	0	0	0	0	0	0	0	1	1	100	2	1	50	3	2	66.7	
9TH GRADE FEMALE	1	0	0	0	0	0	0	0	0	2	0	0	2	2	100	5	2	40	
9TH GRADE TOTAL	1	0	0	0	0	0	0	0	0	3	1	33.3	4	3	75	8	4	50	
10TH GRADE MALE	0	0	0	0	0	0	0	0	0	0	0	0	0	0	0	0	0	0	
10TH GRADE FEMALE	0	0	0	0	0	0	0	0	0	1	1	100	0	0	0	1	1	100	
10TH GRADE TOTAL	0	0	0	0	0	0	0	0	0	1	1	100	0	0	0	1	1	100	
11TH GRADE MALE	0	0	0	0	0	0	0	0	0	0	0	0	1	1	100	1	1	100	
11TH GRADE FEMALE	0	0	0	0	0	0	0	0	0	0	0	0	2	1	50	2	1	50	
11TH GRADE TOTAL	0	0	0	0	0	0	0	0	0	0	0	0	3	2	66.7	3	2	66.7	
12TH GRADE MALE	0	0	0	0	0	0	0	0	0	0	0	0	0	0	0	0	0	0	
12TH GRADE FEMALE	0	0	0	0	0	0	0	0	0	0	0	0	1	1	100	1	1	100	
12TH GRADE TOTAL	0	0	0	0	0	0	0	0	0	0	0	0	1	1	100	1	1	100	
DISTRICT TOTAL MALE	0	0	0	0	0	0	0	0	0	1	1	100	3	2	66.7	4	3	75	
DISTRICT TOTAL FEMALE	1	0	0	0	0	0	0	0	0	3	1	33.3	5	4	80	9	5	55.6	
DISTRICT TOTAL	1	0	0	0	0	0	0	0	0	4	2	50	8	6	75	13	8	61.5	
DISTRICT: 1400 LA VETA RE-2																			
DISTRICT TOTALS (INCLUDING ALTERNATIVE SCHOOLS)																			
7TH GRADE MALE	0	0	0	0	0	0	0	0	0	13	0	0	3	0	0	16	0	0	
7TH GRADE FEMALE	0	0	0	0	0	0	0	0	0	9	0	0	1	0	0	10	0	0	
7TH GRADE TOTAL	0	0	0	0	0	0	0	0	0	22	0	0	4	0	0	26	0	0	
8TH GRADE MALE	0	0	0	0	0	0	0	0	0	14	0	0	1	0	0	15	0	0	

8/17/2006 COLORADO DEPARTMENT OF EDUCATION
2004-2005 STATE DROPOUT COUNTS BY DISTRICT

	AMERICAN INDIAN OR ALASKAN NATIVE	AMERICAN INDIAN OR ALASKAN NATIVE	AMERICAN INDIAN OR ALASKAN NATIVE	ASIAN PACIFIC ISLANDER	ASIAN PACIFIC ISLANDER	ASIAN PACIFIC ISLANDER	BLACK NOT OF HISPANIC ORIGIN	BLACK NOT OF HISPANIC ORIGIN	BLACK NOT OF HISPANIC ORIGIN	WHITE NOT OF HISPANIC ORIGIN	WHITE NOT OF HISPANIC ORIGIN	WHITE NOT OF HISPANIC ORIGIN	HISPANIC	HISPANIC	HISPANIC	TOTALS	TOTALS	TOTALS
	PUPIL COUNT	DROPOUTS	DROPOUT RATE	PUPIL COUNT	DROPOUTS	DROPOUT RATE	PUPIL COUNT	DROPOUTS	DROPOUT RATE	PUPIL COUNT	DROPOUTS	DROPOUT RATE	PUPIL COUNT	DROPOUTS	DROPOUT RATE	PUPIL COUNT	DROPOUTS	DROPOUT RATE
8TH GRADE FEMALE	0	0	0	0	0	0	0	0	0	6	0	0	3	0	0	9	0	0
8TH GRADE TOTAL	0	0	0	0	0	0	0	0	0	20	0	0	4	0	0	24	0	0
9TH GRADE MALE	0	0	0	0	0	0	0	0	0	14	0	0	1	0	0	15	0	0
9TH GRADE FEMALE	0	0	0	0	0	0	0	0	0	11	0	0	3	0	0	14	0	0
9TH GRADE TOTAL	0	0	0	0	0	0	0	0	0	25	0	0	4	0	0	29	0	0
10TH GRADE MALE	0	0	0	0	0	0	0	0	0	11	0	0	0	0	0	11	0	0
10TH GRADE FEMALE	0	0	0	0	0	0	1	0	0	9	0	0	5	0	0	15	0	0
10TH GRADE TOTAL	0	0	0	0	0	0	1	0	0	20	0	0	5	0	0	26	0	0
11TH GRADE MALE	0	0	0	0	0	0	0	0	0	7	0	0	2	0	0	9	0	0
11TH GRADE FEMALE	0	0	0	0	0	0	0	0	0	9	0	0	2	0	0	11	0	0
11TH GRADE TOTAL	0	0	0	0	0	0	0	0	0	16	0	0	4	0	0	20	0	0
12TH GRADE MALE	0	0	0	0	0	0	0	0	0	8	0	0	0	0	0	8	0	0
12TH GRADE FEMALE	0	0	0	0	0	0	0	0	0	9	0	0	0	0	0	9	0	0
12TH GRADE TOTAL	0	0	0	0	0	0	0	0	0	17	0	0	0	0	0	17	0	0
DISTRICT TOTAL MALE	0	0	0	0	0	0	0	0	0	67	0	0	7	0	0	74	0	0
DISTRICT TOTAL FEMALE	0	0	0	0	0	0	1	0	0	53	0	0	14	0	0	68	0	0
DISTRICT TOTAL	0	0	0	0	0	0	1	0	0	120	0	0	21	0	0	142	0	0
DISTRICT TOTALS (EXCLUDING ALTERNATIVE SCHOOLS)																		
7TH GRADE MALE	0	0	0	0	0	0	0	0	0	13	0	0	3	0	0	16	0	0
7TH GRADE FEMALE	0	0	0	0	0	0	0	0	0	9	0	0	1	0	0	10	0	0
7TH GRADE TOTAL	0	0	0	0	0	0	0	0	0	22	0	0	4	0	0	26	0	0
8TH GRADE MALE	0	0	0	0	0	0	0	0	0	14	0	0	1	0	0	15	0	0
8TH GRADE FEMALE	0	0	0	0	0	0	0	0	0	6	0	0	3	0	0	9	0	0
8TH GRADE TOTAL	0	0	0	0	0	0	0	0	0	20	0	0	4	0	0	24	0	0
9TH GRADE MALE	0	0	0	0	0	0	0	0	0	14	0	0	1	0	0	15	0	0
9TH GRADE FEMALE	0	0	0	0	0	0	0	0	0	11	0	0	3	0	0	14	0	0
9TH GRADE TOTAL	0	0	0	0	0	0	0	0	0	25	0	0	4	0	0	29	0	0
10TH GRADE MALE	0	0	0	0	0	0	0	0	0	11	0	0	0	0	0	11	0	0
10TH GRADE FEMALE	0	0	0	0	0	0	1	0	0	9	0	0	5	0	0	15	0	0
10TH GRADE TOTAL	0	0	0	0	0	0	1	0	0	20	0	0	5	0	0	26	0	0
11TH GRADE MALE	0	0	0	0	0	0	0	0	0	7	0	0	2	0	0	9	0	0
11TH GRADE FEMALE	0	0	0	0	0	0	0	0	0	9	0	0	2	0	0	11	0	0
11TH GRADE TOTAL	0	0	0	0	0	0	0	0	0	16	0	0	4	0	0	20	0	0
12TH GRADE MALE	0	0	0	0	0	0	0	0	0	8	0	0	0	0	0	8	0	0
12TH GRADE FEMALE	0	0	0	0	0	0	0	0	0	9	0	0	0	0	0	9	0	0
12TH GRADE TOTAL	0	0	0	0	0	0	0	0	0	17	0	0	0	0	0	17	0	0
DISTRICT TOTAL MALE	0	0	0	0	0	0	0	0	0	67	0	0	7	0	0	74	0	0
DISTRICT TOTAL FEMALE	0	0	0	0	0	0	1	0	0	53	0	0	14	0	0	68	0	0
DISTRICT TOTAL	0	0	0	0	0	0	1	0	0	120	0	0	21	0	0	142	0	0
DISTRICT TOTALS (ALTERNATIVE SCHOOLS ONLY)																		
DISTRICT TOTAL MALE	0	0	0	0	0	0	0	0	0	0	0	0	0	0	0	0	0	0
DISTRICT TOTAL FEMALE	0	0	0	0	0	0	0	0	0	0	0	0	0	0	0	0	0	0
DISTRICT TOTAL	0	0	0	0	0	0	0	0	0	0	0	0	0	0	0	0	0	0
COUNTY	29																	
DISTRICT:	1410	JACKSON																
		NORTH PARK R-1																
DISTRICT TOTALS (INCLUDING ALTERNATIVE SCHOOLS)																		
7TH GRADE MALE	0	0	0	0	0	0	0	0	0	5	0	0	2	0	0	7	0	0
7TH GRADE FEMALE	1	0	0	0	0	0	0	0	0	7	0	0	3	0	0	11	0	0
7TH GRADE TOTAL	1	0	0	0	0	0	0	0	0	12	0	0	5	0	0	18	0	0
8TH GRADE MALE	0	0	0	1	0	0	0	0	0	9	0	0	1	0	0	11	0	0
8TH GRADE FEMALE	0	0	0	0	0	0	0	0	0	7	0	0	0	0	0	7	0	0
8TH GRADE TOTAL	0	0	0	1	0	0	0	0	0	16	0	0	1	0	0	18	0	0
9TH GRADE MALE	0	0	0	1	0	0	0	0	0	10	0	0	1	0	0	12	0	0

8/17/2006 COLORADO DEPARTMENT OF EDUCATION
2004-2005 STATE DROPOUT COUNTS BY DISTRICT

	AMERICAN INDIAN OR ALASKAN NATIVE	AMERICAN INDIAN OR ALASKAN NATIVE	AMERICAN INDIAN OR ALASKAN NATIVE	ASIAN PACIFIC ISLANDER	ASIAN PACIFIC ISLANDER	ASIAN PACIFIC ISLANDER	BLACK NOT OF HISPANIC ORIGIN	BLACK NOT OF HISPANIC ORIGIN	BLACK NOT OF HISPANIC ORIGIN	WHITE NOT OF HISPANIC ORIGIN	WHITE NOT OF HISPANIC ORIGIN	WHITE NOT OF HISPANIC ORIGIN	HISPANIC	HISPANIC	HISPANIC	TOTALS	TOTALS	TOTALS	
	PUPIL COUNT	DROPOUTS	DROPOUT RATE	PUPIL COUNT	DROPOUTS	DROPOUT RATE	PUPIL COUNT	DROPOUTS	DROPOUT RATE	PUPIL COUNT	DROPOUTS	DROPOUT RATE	PUPIL COUNT	DROPOUTS	DROPOUT RATE	PUPIL COUNT	DROPOUTS	DROPOUT RATE	
9TH GRADE FEMALE	0	0	0	0	0	0	0	0	0	12	0	0	4	1	25	16	1	6.3	
9TH GRADE TOTAL	0	0	0	1	0	0	0	0	0	22	0	0	5	1	20	28	1	3.6	
10TH GRADE MALE	0	0	0	0	0	0	0	0	0	13	0	0	3	0	0	16	0	0	
10TH GRADE FEMALE	0	0	0	0	0	0	0	0	0	13	0	0	1	0	0	14	0	0	
10TH GRADE TOTAL	0	0	0	0	0	0	0	0	0	26	0	0	4	0	0	30	0	0	
11TH GRADE MALE	0	0	0	0	0	0	0	0	0	11	2	18.2	2	0	0	13	2	15.4	
11TH GRADE FEMALE	0	0	0	0	0	0	0	0	0	10	0	0	1	1	100	11	1	9.1	
11TH GRADE TOTAL	0	0	0	0	0	0	0	0	0	21	2	9.5	3	1	33.3	24	3	12.5	
12TH GRADE MALE	0	0	0	0	0	0	0	0	0	12	0	0	0	0	0	12	0	0	
12TH GRADE FEMALE	1	0	0	0	0	0	0	0	0	11	1	9.1	0	0	0	12	1	8.3	
12TH GRADE TOTAL	1	0	0	0	0	0	0	0	0	23	1	4.3	0	0	0	24	1	4.2	
DISTRICT TOTAL MALE	0	0	0	2	0	0	0	0	0	60	2	3.3	9	0	0	71	2	2.8	
DISTRICT TOTAL FEMALE	2	0	0	0	0	0	0	0	0	60	1	1.7	9	2	22.2	71	3	4.2	
DISTRICT TOTAL	2	0	0	2	0	0	0	0	0	120	3	2.5	18	2	11.1	142	5	3.5	
DISTRICT TOTALS (EXCLUDING ALTERNATIVE SCHOOLS)																			
7TH GRADE MALE	0	0	0	0	0	0	0	0	0	5	0	0	2	0	0	7	0	0	
7TH GRADE FEMALE	1	0	0	0	0	0	0	0	0	7	0	0	3	0	0	11	0	0	
7TH GRADE TOTAL	1	0	0	0	0	0	0	0	0	12	0	0	5	0	0	18	0	0	
8TH GRADE MALE	0	0	0	1	0	0	0	0	0	9	0	0	1	0	0	11	0	0	
8TH GRADE FEMALE	0	0	0	0	0	0	0	0	0	7	0	0	0	0	0	7	0	0	
8TH GRADE TOTAL	0	0	0	1	0	0	0	0	0	16	0	0	1	0	0	18	0	0	
9TH GRADE MALE	0	0	0	1	0	0	0	0	0	10	0	0	1	0	0	12	0	0	
9TH GRADE FEMALE	0	0	0	0	0	0	0	0	0	12	0	0	4	1	25	16	1	6.3	
9TH GRADE TOTAL	0	0	0	1	0	0	0	0	0	22	0	0	5	1	20	28	1	3.6	
10TH GRADE MALE	0	0	0	0	0	0	0	0	0	13	0	0	3	0	0	16	0	0	
10TH GRADE FEMALE	0	0	0	0	0	0	0	0	0	13	0	0	1	0	0	14	0	0	
10TH GRADE TOTAL	0	0	0	0	0	0	0	0	0	26	0	0	4	0	0	30	0	0	
11TH GRADE MALE	0	0	0	0	0	0	0	0	0	11	2	18.2	2	0	0	13	2	15.4	
11TH GRADE FEMALE	0	0	0	0	0	0	0	0	0	10	0	0	1	1	100	11	1	9.1	
11TH GRADE TOTAL	0	0	0	0	0	0	0	0	0	21	2	9.5	3	1	33.3	24	3	12.5	
12TH GRADE MALE	0	0	0	0	0	0	0	0	0	12	0	0	0	0	0	12	0	0	
12TH GRADE FEMALE	1	0	0	0	0	0	0	0	0	11	1	9.1	0	0	0	12	1	8.3	
12TH GRADE TOTAL	1	0	0	0	0	0	0	0	0	23	1	4.3	0	0	0	24	1	4.2	
DISTRICT TOTAL MALE	0	0	0	2	0	0	0	0	0	60	2	3.3	9	0	0	71	2	2.8	
DISTRICT TOTAL FEMALE	2	0	0	0	0	0	0	0	0	60	1	1.7	9	2	22.2	71	3	4.2	
DISTRICT TOTAL	2	0	0	2	0	0	0	0	0	120	3	2.5	18	2	11.1	142	5	3.5	
DISTRICT TOTALS (ALTERNATIVE SCHOOLS ONLY)																			
DISTRICT TOTAL MALE	0	0	0	0	0	0	0	0	0	0	0	0	0	0	0	0	0	0	
DISTRICT TOTAL FEMALE	0	0	0	0	0	0	0	0	0	0	0	0	0	0	0	0	0	0	
DISTRICT TOTAL	0	0	0	0	0	0	0	0	0	0	0	0	0	0	0	0	0	0	
COUNTY	30		JEFFERSON																
DISTRICT:	1420		JEFFERSON COUNTY R-1																
DISTRICT TOTALS (INCLUDING ALTERNATIVE SCHOOLS)																			
7TH GRADE MALE	49	1	2	110	0	0	76	2	2.6	2,915	12	0.4	673	8	1.2	3,823	23	0.6	
7TH GRADE FEMALE	53	0	0	133	1	0.8	81	0	0	2,805	9	0.3	650	5	0.8	3,722	15	0.4	
7TH GRADE TOTAL	102	1	1	243	1	0.4	157	2	1.3	5,720	21	0.4	1,323	13	1	7,545	38	0.5	
8TH GRADE MALE	60	0	0	141	1	0.7	82	1	1.2	3,004	14	0.5	605	11	1.8	3,892	27	0.7	
8TH GRADE FEMALE	45	0	0	108	1	0.9	87	1	1.1	2,845	5	0.2	618	6	1	3,703	13	0.4	
8TH GRADE TOTAL	105	0	0	249	2	0.8	169	2	1.2	5,849	19	0.3	1,223	17	1.4	7,595	40	0.5	
9TH GRADE MALE	45	2	4.4	143	0	0	91	3	3.3	3,177	39	1.2	717	25	3.5	4,173	69	1.7	
9TH GRADE FEMALE	45	0	0	131	0	0	67	1	1.5	3,012	16	0.5	710	24	3.4	3,965	41	1	
9TH GRADE TOTAL	90	2	2.2	274	0	0	158	4	2.5	6,189	55	0.9	1,427	49	3.4	8,138	110	1.4	
10TH GRADE MALE	42	1	2.4	146	4	2.7	70	4	5.7	3,154	98	3.1	646	71	11	4,058	178	4.4	




8/17/2006 COLORADO DEPARTMENT OF EDUCATION
2004-2005 STATE DROPOUT COUNTS BY DISTRICT

	AMERICAN INDIAN OR ALASKAN NATIVE	AMERICAN INDIAN OR ALASKAN NATIVE	AMERICAN INDIAN OR ALASKAN NATIVE	ASIAN PACIFIC ISLANDER	ASIAN PACIFIC ISLANDER	ASIAN PACIFIC ISLANDER	BLACK NOT OF HISPANIC ORIGIN	BLACK NOT OF HISPANIC ORIGIN	BLACK NOT OF HISPANIC ORIGIN	WHITE NOT OF HISPANIC ORIGIN	WHITE NOT OF HISPANIC ORIGIN	WHITE NOT OF HISPANIC ORIGIN	HISPANIC	HISPANIC	HISPANIC	TOTALS	TOTALS	TOTALS
	PUPIL COUNT	DROPOUTS	DROPOUT RATE	PUPIL COUNT	DROPOUTS	DROPOUT RATE	PUPIL COUNT	DROPOUTS	DROPOUT RATE	PUPIL COUNT	DROPOUTS	DROPOUT RATE	PUPIL COUNT	DROPOUTS	DROPOUT RATE	PUPIL COUNT	DROPOUTS	DROPOUT RATE
10TH GRADE FEMALE	47	4	8.5	136	1	0.7	69	3	4.3	2,924	92	3.1	614	56	9.1	3,790	156	4.1
10TH GRADE TOTAL	89	5	5.6	282	5	1.8	139	7	5	6,078	190	3.1	1,260	127	10.1	7,848	334	4.3
11TH GRADE MALE	42	6	14.3	150	13	8.7	78	13	16.7	3,031	167	5.5	565	73	12.9	3,866	272	7
11TH GRADE FEMALE	32	3	9.4	137	7	5.1	67	7	10.4	2,806	119	4.2	537	60	11.2	3,579	196	5.5
11TH GRADE TOTAL	74	9	12.2	287	20	7	145	20	13.8	5,837	286	4.9	1,102	133	12.1	7,445	468	6.3
12TH GRADE MALE	47	12	25.5	152	16	10.5	84	11	13.1	3,367	426	12.7	563	150	26.6	4,213	615	14.6
12TH GRADE FEMALE	30	3	10	133	7	5.3	58	9	15.5	3,013	278	9.2	554	102	18.4	3,788	399	10.5
12TH GRADE TOTAL	77	15	19.5	285	23	8.1	142	20	14.1	6,380	704	11	1,117	252	22.6	8,001	1,014	12.7
DISTRICT TOTAL MALE	285	22	7.7	842	34	4	481	34	7.1	18,648	756	4.1	3,769	338	9	24,025	1,184	4.9
DISTRICT TOTAL FEMALE	252	10	4	778	17	2.2	429	21	4.9	17,405	519	3	3,683	253	6.9	22,547	820	3.6
DISTRICT TOTAL	537	32	6	1,620	51	3.1	910	55	6	36,053	1,275	3.5	7,452	591	7.9	46,572	2,004	4.3
DISTRICT TOTALS (EXCLUDING ALTERNATIVE SCHOOLS)																		
7TH GRADE MALE	49	1	2	110	0	0	76	2	2.6	2,906	11	0.4	673	8	1.2	3,814	22	0.6
7TH GRADE FEMALE	53	0	0	133	1	0.8	81	0	0	2,794	8	0.3	649	5	0.8	3,710	14	0.4
7TH GRADE TOTAL	102	1	1	243	1	0.4	157	2	1.3	5,700	19	0.3	1,322	13	1	7,524	36	0.5
8TH GRADE MALE	60	0	0	141	1	0.7	81	1	1.2	2,995	14	0.5	605	11	1.8	3,882	27	0.7
8TH GRADE FEMALE	45	0	0	108	1	0.9	86	1	1.2	2,835	4	0.1	617	6	1	3,691	12	0.3
8TH GRADE TOTAL	105	0	0	249	2	0.8	167	2	1.2	5,830	18	0.3	1,222	17	1.4	7,573	39	0.5
9TH GRADE MALE	45	2	4.4	142	0	0	89	3	3.4	3,156	34	1.1	711	23	3.2	4,143	62	1.5
9TH GRADE FEMALE	45	0	0	131	0	0	66	1	1.5	2,997	16	0.5	709	24	3.4	3,948	41	1
9TH GRADE TOTAL	90	2	2.2	273	0	0	155	4	2.6	6,153	50	0.8	1,420	47	3.3	8,091	103	1.3
10TH GRADE MALE	42	1	2.4	146	4	2.7	70	4	5.7	3,102	84	2.7	641	69	10.8	4,001	162	4
10TH GRADE FEMALE	44	3	6.8	135	1	0.7	67	2	3	2,884	75	2.6	604	51	8.4	3,734	132	3.5
10TH GRADE TOTAL	86	4	4.7	281	5	1.8	137	6	4.4	5,986	159	2.7	1,245	120	9.6	7,735	294	3.8
11TH GRADE MALE	39	4	10.3	141	6	4.3	71	7	9.9	2,891	103	3.6	528	54	10.2	3,670	174	4.7
11TH GRADE FEMALE	29	1	3.4	134	5	3.7	62	5	8.1	2,692	83	3.1	496	41	8.3	3,413	135	4
11TH GRADE TOTAL	68	5	7.4	275	11	4	133	12	9	5,583	186	3.3	1,024	95	9.3	7,083	309	4.4
12TH GRADE MALE	39	6	15.4	137	7	5.1	59	7	11.9	2,938	215	7.3	421	66	15.7	3,594	301	8.4
12TH GRADE FEMALE	25	1	4	126	5	4	52	6	11.5	2,734	148	5.4	434	36	8.3	3,371	196	5.8
12TH GRADE TOTAL	64	7	10.9	263	12	4.6	111	13	11.7	5,672	363	6.4	855	102	11.9	6,965	497	7.1
DISTRICT TOTAL MALE	274	14	5.1	817	18	2.2	446	24	5.4	17,988	461	2.6	3,579	231	6.5	23,104	748	3.2
DISTRICT TOTAL FEMALE	241	5	2.1	767	13	1.7	414	15	3.6	16,936	334	2	3,509	163	4.6	21,867	530	2.4
DISTRICT TOTAL	515	19	3.7	1,584	31	2	860	39	4.5	34,924	795	2.3	7,088	394	5.6	44,971	1,278	2.8
DISTRICT TOTALS (ALTERNATIVE SCHOOLS ONLY)																		
7TH GRADE MALE	0	0	0	0	0	0	0	0	0	9	1	11.1	0	0	0	9	1	11.1
7TH GRADE FEMALE	0	0	0	0	0	0	0	0	0	11	1	9.1	1	0	0	12	1	8.3
7TH GRADE TOTAL	0	0	0	0	0	0	0	0	0	20	2	10	1	0	0	21	2	9.5
8TH GRADE MALE	0	0	0	0	0	0	1	0	0	9	0	0	0	0	0	10	0	0
8TH GRADE FEMALE	0	0	0	0	0	0	1	0	0	10	1	10	1	0	0	12	1	8.3
8TH GRADE TOTAL	0	0	0	0	0	0	2	0	0	19	1	5.3	1	0	0	22	1	4.5
9TH GRADE MALE	0	0	0	1	0	0	2	0	0	21	5	23.8	6	2	33.3	30	7	23.3
9TH GRADE FEMALE	0	0	0	0	0	0	1	0	0	15	0	0	1	0	0	17	0	0
9TH GRADE TOTAL	0	0	0	1	0	0	3	0	0	36	5	13.9	7	2	28.6	47	7	14.9
10TH GRADE MALE	0	0	0	0	0	0	0	0	0	52	14	26.9	5	2	40	57	16	28.1
10TH GRADE FEMALE	3	1	33.3	1	0	0	2	1	50	40	17	42.5	10	5	50	56	24	42.9
10TH GRADE TOTAL	3	1	33.3	1	0	0	2	1	50	92	31	33.7	15	7	46.7	113	40	35.4
11TH GRADE MALE	3	2	66.7	9	7	77.8	7	6	85.7	140	64	45.7	37	19	51.4	196	98	50
11TH GRADE FEMALE	3	2	66.7	3	2	66.7	5	2	40	114	36	31.6	41	19	46.3	166	61	36.7
11TH GRADE TOTAL	6	4	66.7	12	9	75	12	8	66.7	254	100	39.4	78	38	48.7	362	159	43.9
12TH GRADE MALE	8	6	75	15	9	60	25	4	16	429	211	49.2	142	84	59.2	619	314	50.7
12TH GRADE FEMALE	5	2	40	7	2	28.6	6	3	50	279	130	46.6	120	66	55	417	203	48.7
12TH GRADE TOTAL	13	8	61.5	22	11	50	31	7	22.6	708	341	48.2	262	150	57.3	1,036	517	49.9
DISTRICT TOTAL MALE	11	8	72.7	25	16	64	35	10	28.6	660	295	44.7	190	107	56.3	921	436	47.3


8/17/2006 COLORADO DEPARTMENT OF EDUCATION
2004-2005 STATE DROPOUT COUNTS BY DISTRICT

	AMERICAN INDIAN OR ALASKAN NATIVE	AMERICAN INDIAN OR ALASKAN NATIVE	AMERICAN INDIAN OR ALASKAN NATIVE	ASIAN PACIFIC ISLANDER	ASIAN PACIFIC ISLANDER	ASIAN PACIFIC ISLANDER	BLACK NOT OF HISPANIC ORIGIN	BLACK NOT OF HISPANIC ORIGIN	BLACK NOT OF HISPANIC ORIGIN	WHITE NOT OF HISPANIC ORIGIN	WHITE NOT OF HISPANIC ORIGIN	WHITE NOT OF HISPANIC ORIGIN	HISPANIC	HISPANIC	HISPANIC	TOTALS	TOTALS	TOTALS	
	PUPIL COUNT	DROPOUTS	DROPOUT RATE	PUPIL COUNT	DROPOUTS	DROPOUT RATE	PUPIL COUNT	DROPOUTS	DROPOUT RATE	PUPIL COUNT	DROPOUTS	DROPOUT RATE	PUPIL COUNT	DROPOUTS	DROPOUT RATE	PUPIL COUNT	DROPOUTS	DROPOUT RATE	
DISTRICT TOTAL FEMALE	11	5	45.5	11	4	36.4	15	6	40	469	185	39.4	174	90	51.7	680	290	42.6	
DISTRICT TOTAL	22	13	59.1	36	20	55.6	50	16	32	1,129	480	42.5	364	197	54.1	1,601	726	45.3	
COUNTY	31	KIOWA																	
DISTRICT:	1430	EADS RE-1																	
DISTRICT TOTALS (INCLUDING ALTERNATIVE SCHOOLS)																			
7TH GRADE MALE	0	0	0	0	0	0	0	0	0	9	0	0	0	0	0	9	0	0	
7TH GRADE FEMALE	0	0	0	0	0	0	0	0	0	5	0	0	0	0	0	5	0	0	
7TH GRADE TOTAL	0	0	0	0	0	0	0	0	0	14	0	0	0	0	0	14	0	0	
8TH GRADE MALE	0	0	0	0	0	0	0	0	0	9	0	0	1	0	0	10	0	0	
8TH GRADE FEMALE	0	0	0	1	0	0	0	0	0	8	0	0	0	0	0	9	0	0	
8TH GRADE TOTAL	0	0	0	1	0	0	0	0	0	17	0	0	1	0	0	19	0	0	
9TH GRADE MALE	0	0	0	0	0	0	1	0	0	10	0	0	0	0	0	11	0	0	
9TH GRADE FEMALE	1	0	0	0	0	0	0	0	0	7	0	0	1	0	0	9	0	0	
9TH GRADE TOTAL	1	0	0	0	0	0	1	0	0	17	0	0	1	0	0	20	0	0	
10TH GRADE MALE	0	0	0	1	0	0	0	0	0	10	0	0	1	0	0	12	0	0	
10TH GRADE FEMALE	0	0	0	0	0	0	0	0	0	7	0	0	2	0	0	9	0	0	
10TH GRADE TOTAL	0	0	0	1	0	0	0	0	0	17	0	0	3	0	0	21	0	0	
11TH GRADE MALE	0	0	0	0	0	0	0	0	0	4	0	0	1	0	0	5	0	0	
11TH GRADE FEMALE	0	0	0	1	0	0	0	0	0	9	0	0	0	0	0	10	0	0	
11TH GRADE TOTAL	0	0	0	1	0	0	0	0	0	13	0	0	1	0	0	15	0	0	
12TH GRADE MALE	0	0	0	0	0	0	1	0	0	7	0	0	0	0	0	8	0	0	
12TH GRADE FEMALE	0	0	0	0	0	0	0	0	0	9	0	0	1	0	0	10	0	0	
12TH GRADE TOTAL	0	0	0	0	0	0	1	0	0	16	0	0	1	0	0	18	0	0	
DISTRICT TOTAL MALE	0	0	0	1	0	0	2	0	0	49	0	0	3	0	0	55	0	0	
DISTRICT TOTAL FEMALE	1	0	0	2	0	0	0	0	0	45	0	0	4	0	0	52	0	0	
DISTRICT TOTAL	1	0	0	3	0	0	2	0	0	94	0	0	7	0	0	107	0	0	
DISTRICT TOTALS (EXCLUDING ALTERNATIVE SCHOOLS)																			
7TH GRADE MALE	0	0	0	0	0	0	0	0	0	9	0	0	0	0	0	9	0	0	
7TH GRADE FEMALE	0	0	0	0	0	0	0	0	0	5	0	0	0	0	0	5	0	0	
7TH GRADE TOTAL	0	0	0	0	0	0	0	0	0	14	0	0	0	0	0	14	0	0	
8TH GRADE MALE	0	0	0	0	0	0	0	0	0	9	0	0	1	0	0	10	0	0	
8TH GRADE FEMALE	0	0	0	1	0	0	0	0	0	8	0	0	0	0	0	9	0	0	
8TH GRADE TOTAL	0	0	0	1	0	0	0	0	0	17	0	0	1	0	0	19	0	0	
9TH GRADE MALE	0	0	0	0	0	0	1	0	0	10	0	0	0	0	0	11	0	0	
9TH GRADE FEMALE	1	0	0	0	0	0	0	0	0	7	0	0	1	0	0	9	0	0	
9TH GRADE TOTAL	1	0	0	0	0	0	1	0	0	17	0	0	1	0	0	20	0	0	
10TH GRADE MALE	0	0	0	1	0	0	0	0	0	10	0	0	1	0	0	12	0	0	
10TH GRADE FEMALE	0	0	0	0	0	0	0	0	0	7	0	0	2	0	0	9	0	0	
10TH GRADE TOTAL	0	0	0	1	0	0	0	0	0	17	0	0	3	0	0	21	0	0	
11TH GRADE MALE	0	0	0	0	0	0	0	0	0	4	0	0	1	0	0	5	0	0	
11TH GRADE FEMALE	0	0	0	1	0	0	0	0	0	9	0	0	0	0	0	10	0	0	
11TH GRADE TOTAL	0	0	0	1	0	0	0	0	0	13	0	0	1	0	0	15	0	0	
12TH GRADE MALE	0	0	0	0	0	0	1	0	0	7	0	0	0	0	0	8	0	0	
12TH GRADE FEMALE	0	0	0	0	0	0	0	0	0	9	0	0	1	0	0	10	0	0	
12TH GRADE TOTAL	0	0	0	0	0	0	1	0	0	16	0	0	1	0	0	18	0	0	
DISTRICT TOTAL MALE	0	0	0	1	0	0	2	0	0	49	0	0	3	0	0	55	0	0	
DISTRICT TOTAL FEMALE	1	0	0	2	0	0	0	0	0	45	0	0	4	0	0	52	0	0	
DISTRICT TOTAL	1	0	0	3	0	0	2	0	0	94	0	0	7	0	0	107	0	0	
DISTRICT TOTALS (ALTERNATIVE SCHOOLS ONLY)																			
DISTRICT TOTAL MALE	0	0	0	0	0	0	0	0	0	0	0	0	0	0	0	0	0	0	
DISTRICT TOTAL FEMALE	0	0	0	0	0	0	0	0	0	0	0	0	0	0	0	0	0	0	
DISTRICT TOTAL	0	0	0	0	0	0	0	0	0	0	0	0	0	0	0	0	0	0	
DISTRICT:	1440	PLAINVIEW RE-2																	




8/17/2006 COLORADO DEPARTMENT OF EDUCATION
2004-2005 STATE DROPOUT COUNTS BY DISTRICT

	AMERICAN INDIAN OR ALASKAN NATIVE	AMERICAN INDIAN OR ALASKAN NATIVE	AMERICAN INDIAN OR ALASKAN NATIVE	ASIAN PACIFIC ISLANDER	ASIAN PACIFIC ISLANDER	ASIAN PACIFIC ISLANDER	BLACK NOT OF HISPANIC ORIGIN	BLACK NOT OF HISPANIC ORIGIN	BLACK NOT OF HISPANIC ORIGIN	WHITE NOT OF HISPANIC ORIGIN	WHITE NOT OF HISPANIC ORIGIN	WHITE NOT OF HISPANIC ORIGIN	HISPANIC PUPIL COUNT	HISPANIC DROPOUTS	HISPANIC DROPOUT RATE	TOTALS PUPIL COUNT	TOTALS DROPOUTS	TOTALS DROPOUT RATE
DISTRICT TOTALS (INCLUDING ALTERNATIVE SCHOOLS)																		
7TH GRADE MALE	0	0	0	0	0	0	0	0	0	3	0	0	1	0	0	4	0	0
7TH GRADE FEMALE	0	0	0	0	0	0	0	0	0	5	0	0	0	0	0	5	0	0
7TH GRADE TOTAL	0	0	0	0	0	0	0	0	0	8	0	0	1	0	0	9	0	0
8TH GRADE MALE	0	0	0	0	0	0	0	0	0	2	0	0	1	0	0	3	0	0
8TH GRADE FEMALE	0	0	0	0	0	0	0	0	0	2	0	0	0	0	0	2	0	0
8TH GRADE TOTAL	0	0	0	0	0	0	0	0	0	4	0	0	1	0	0	5	0	0
9TH GRADE MALE	0	0	0	0	0	0	0	0	0	1	0	0	1	0	0	2	0	0
9TH GRADE FEMALE	0	0	0	0	0	0	0	0	0	1	0	0	0	0	0	1	0	0
9TH GRADE TOTAL	0	0	0	0	0	0	0	0	0	2	0	0	1	0	0	3	0	0
10TH GRADE MALE	0	0	0	0	0	0	0	0	0	0	0	0	0	0	0	0	0	0
10TH GRADE FEMALE	0	0	0	0	0	0	0	0	0	3	0	0	1	1	100	4	1	25
10TH GRADE TOTAL	0	0	0	0	0	0	0	0	0	3	0	0	1	1	100	4	1	25
11TH GRADE MALE	0	0	0	2	0	0	0	0	0	3	0	0	1	0	0	6	0	0
11TH GRADE FEMALE	0	0	0	0	0	0	0	0	0	1	0	0	0	0	0	1	0	0
11TH GRADE TOTAL	0	0	0	2	0	0	0	0	0	4	0	0	1	0	0	7	0	0
12TH GRADE MALE	0	0	0	0	0	0	0	0	0	0	0	0	1	0	0	1	0	0
12TH GRADE FEMALE	0	0	0	0	0	0	0	0	0	4	0	0	1	0	0	5	0	0
12TH GRADE TOTAL	0	0	0	0	0	0	0	0	0	4	0	0	2	0	0	6	0	0
DISTRICT TOTAL MALE	0	0	0	2	0	0	0	0	0	9	0	0	5	0	0	16	0	0
DISTRICT TOTAL FEMALE	0	0	0	0	0	0	0	0	0	16	0	0	2	1	50	18	1	5.6
DISTRICT TOTAL	0	0	0	2	0	0	0	0	0	25	0	0	7	1	14.3	34	1	2.9
DISTRICT TOTALS (EXCLUDING ALTERNATIVE SCHOOLS)																		
7TH GRADE MALE	0	0	0	0	0	0	0	0	0	3	0	0	1	0	0	4	0	0
7TH GRADE FEMALE	0	0	0	0	0	0	0	0	0	5	0	0	0	0	0	5	0	0
7TH GRADE TOTAL	0	0	0	0	0	0	0	0	0	8	0	0	1	0	0	9	0	0
8TH GRADE MALE	0	0	0	0	0	0	0	0	0	2	0	0	1	0	0	3	0	0
8TH GRADE FEMALE	0	0	0	0	0	0	0	0	0	2	0	0	0	0	0	2	0	0
8TH GRADE TOTAL	0	0	0	0	0	0	0	0	0	4	0	0	1	0	0	5	0	0
9TH GRADE MALE	0	0	0	0	0	0	0	0	0	1	0	0	1	0	0	2	0	0
9TH GRADE FEMALE	0	0	0	0	0	0	0	0	0	1	0	0	0	0	0	1	0	0
9TH GRADE TOTAL	0	0	0	0	0	0	0	0	0	2	0	0	1	0	0	3	0	0
10TH GRADE MALE	0	0	0	0	0	0	0	0	0	0	0	0	0	0	0	0	0	0
10TH GRADE FEMALE	0	0	0	0	0	0	0	0	0	3	0	0	1	1	100	4	1	25
10TH GRADE TOTAL	0	0	0	0	0	0	0	0	0	3	0	0	1	1	100	4	1	25
11TH GRADE MALE	0	0	0	2	0	0	0	0	0	3	0	0	1	0	0	6	0	0
11TH GRADE FEMALE	0	0	0	0	0	0	0	0	0	1	0	0	0	0	0	1	0	0
11TH GRADE TOTAL	0	0	0	2	0	0	0	0	0	4	0	0	1	0	0	7	0	0
12TH GRADE MALE	0	0	0	0	0	0	0	0	0	0	0	0	1	0	0	1	0	0
12TH GRADE FEMALE	0	0	0	0	0	0	0	0	0	4	0	0	1	0	0	5	0	0
12TH GRADE TOTAL	0	0	0	0	0	0	0	0	0	4	0	0	2	0	0	6	0	0
DISTRICT TOTAL MALE	0	0	0	2	0	0	0	0	0	9	0	0	5	0	0	16	0	0
DISTRICT TOTAL FEMALE	0	0	0	0	0	0	0	0	0	16	0	0	2	1	50	18	1	5.6
DISTRICT TOTAL	0	0	0	2	0	0	0	0	0	25	0	0	7	1	14.3	34	1	2.9
DISTRICT TOTALS (ALTERNATIVE SCHOOLS ONLY)																		
DISTRICT TOTAL MALE	0	0	0	0	0	0	0	0	0	0	0	0	0	0	0	0	0	0
DISTRICT TOTAL FEMALE	0	0	0	0	0	0	0	0	0	0	0	0	0	0	0	0	0	0
DISTRICT TOTAL	0	0	0	0	0	0	0	0	0	0	0	0	0	0	0	0	0	0
COUNTY	32	KIT CARSON																
DISTRICT:	1450	ARRIBA-FLAGLER C-20																
DISTRICT TOTALS (INCLUDING ALTERNATIVE SCHOOLS)																		
7TH GRADE MALE	0	0	0	0	0	0	0	0	0	9	0	0	0	0	0	9	0	0
7TH GRADE FEMALE	0	0	0	0	0	0	0	0	0	8	0	0	1	0	0	9	0	0




8/17/2006 COLORADO DEPARTMENT OF EDUCATION
2004-2005 STATE DROPOUT COUNTS BY DISTRICT

	AMERICAN INDIAN OR ALASKAN NATIVE	AMERICAN INDIAN OR ALASKAN NATIVE	AMERICAN INDIAN OR ALASKAN NATIVE	ASIAN PACIFIC ISLANDER	ASIAN PACIFIC ISLANDER	ASIAN PACIFIC ISLANDER	BLACK NOT OF HISPANIC ORIGIN	BLACK NOT OF HISPANIC ORIGIN	BLACK NOT OF HISPANIC ORIGIN	WHITE NOT OF HISPANIC ORIGIN	WHITE NOT OF HISPANIC ORIGIN	WHITE NOT OF HISPANIC ORIGIN	HISPANIC	HISPANIC	HISPANIC	TOTALS	TOTALS	TOTALS	
	PUPIL COUNT	DROPOUTS	DROPOUT RATE	PUPIL COUNT	DROPOUTS	DROPOUT RATE	PUPIL COUNT	DROPOUTS	DROPOUT RATE	PUPIL COUNT	DROPOUTS	DROPOUT RATE	PUPIL COUNT	DROPOUTS	DROPOUT RATE	PUPIL COUNT	DROPOUTS	DROPOUT RATE	
7TH GRADE TOTAL	0	0	0	0	0	0	0	0	0	17	0	0	1	0	0	18	0	0	
8TH GRADE MALE	0	0	0	0	0	0	1	0	0	13	0	0	0	0	0	14	0	0	
8TH GRADE FEMALE	1	0	0	0	0	0	0	0	0	11	0	0	0	0	0	12	0	0	
8TH GRADE TOTAL	1	0	0	0	0	0	1	0	0	24	0	0	0	0	0	26	0	0	
9TH GRADE MALE	1	0	0	0	0	0	0	0	0	11	1	9.1	1	0	0	13	1	7.7	
9TH GRADE FEMALE	0	0	0	0	0	0	0	0	0	5	0	0	0	0	0	5	0	0	
9TH GRADE TOTAL	1	0	0	0	0	0	0	0	0	16	1	6.3	1	0	0	18	1	5.6	
10TH GRADE MALE	0	0	0	0	0	0	0	0	0	6	0	0	0	0	0	6	0	0	
10TH GRADE FEMALE	0	0	0	0	0	0	0	0	0	13	0	0	0	0	0	13	0	0	
10TH GRADE TOTAL	0	0	0	0	0	0	0	0	0	19	0	0	0	0	0	19	0	0	
11TH GRADE MALE	0	0	0	0	0	0	0	0	0	11	0	0	1	0	0	12	0	0	
11TH GRADE FEMALE	0	0	0	1	0	0	0	0	0	11	0	0	1	0	0	13	0	0	
11TH GRADE TOTAL	0	0	0	1	0	0	0	0	0	22	0	0	2	0	0	25	0	0	
12TH GRADE MALE	1	0	0	0	0	0	0	0	0	9	0	0	0	0	0	10	0	0	
12TH GRADE FEMALE	0	0	0	0	0	0	0	0	0	5	0	0	0	0	0	5	0	0	
12TH GRADE TOTAL	1	0	0	0	0	0	0	0	0	14	0	0	0	0	0	15	0	0	
DISTRICT TOTAL MALE	2	0	0	0	0	0	1	0	0	59	1	1.7	2	0	0	64	1	1.6	
DISTRICT TOTAL FEMALE	1	0	0	1	0	0	0	0	0	53	0	0	2	0	0	57	0	0	
DISTRICT TOTAL	3	0	0	1	0	0	1	0	0	112	1	0.9	4	0	0	121	1	0.8	
DISTRICT TOTALS (EXCLUDING ALTERNATIVE SCHOOLS)																			
7TH GRADE MALE	0	0	0	0	0	0	0	0	0	9	0	0	0	0	0	9	0	0	
7TH GRADE FEMALE	0	0	0	0	0	0	0	0	0	8	0	0	1	0	0	9	0	0	
7TH GRADE TOTAL	0	0	0	0	0	0	0	0	0	17	0	0	1	0	0	18	0	0	
8TH GRADE MALE	0	0	0	0	0	0	1	0	0	13	0	0	0	0	0	14	0	0	
8TH GRADE FEMALE	1	0	0	0	0	0	0	0	0	11	0	0	0	0	0	12	0	0	
8TH GRADE TOTAL	1	0	0	0	0	0	1	0	0	24	0	0	0	0	0	26	0	0	
9TH GRADE MALE	1	0	0	0	0	0	0	0	0	11	1	9.1	1	0	0	13	1	7.7	
9TH GRADE FEMALE	0	0	0	0	0	0	0	0	0	5	0	0	0	0	0	5	0	0	
9TH GRADE TOTAL	1	0	0	0	0	0	0	0	0	16	1	6.3	1	0	0	18	1	5.6	
10TH GRADE MALE	0	0	0	0	0	0	0	0	0	6	0	0	0	0	0	6	0	0	
10TH GRADE FEMALE	0	0	0	0	0	0	0	0	0	13	0	0	0	0	0	13	0	0	
10TH GRADE TOTAL	0	0	0	0	0	0	0	0	0	19	0	0	0	0	0	19	0	0	
11TH GRADE MALE	0	0	0	0	0	0	0	0	0	11	0	0	1	0	0	12	0	0	
11TH GRADE FEMALE	0	0	0	1	0	0	0	0	0	11	0	0	1	0	0	13	0	0	
11TH GRADE TOTAL	0	0	0	1	0	0	0	0	0	22	0	0	2	0	0	25	0	0	
12TH GRADE MALE	1	0	0	0	0	0	0	0	0	9	0	0	0	0	0	10	0	0	
12TH GRADE FEMALE	0	0	0	0	0	0	0	0	0	5	0	0	0	0	0	5	0	0	
12TH GRADE TOTAL	1	0	0	0	0	0	0	0	0	14	0	0	0	0	0	15	0	0	
DISTRICT TOTAL MALE	2	0	0	0	0	0	1	0	0	59	1	1.7	2	0	0	64	1	1.6	
DISTRICT TOTAL FEMALE	1	0	0	1	0	0	0	0	0	53	0	0	2	0	0	57	0	0	
DISTRICT TOTAL	3	0	0	1	0	0	1	0	0	112	1	0.9	4	0	0	121	1	0.8	
DISTRICT TOTALS (ALTERNATIVE SCHOOLS ONLY)																			
DISTRICT TOTAL MALE	0	0	0	0	0	0	0	0	0	0	0	0	0	0	0	0	0	0	
DISTRICT TOTAL FEMALE	0	0	0	0	0	0	0	0	0	0	0	0	0	0	0	0	0	0	
DISTRICT TOTAL	0	0	0	0	0	0	0	0	0	0	0	0	0	0	0	0	0	0	
DISTRICT:	1460	HI-PLAINS R-23																	
DISTRICT TOTALS (INCLUDING ALTERNATIVE SCHOOLS)																			
7TH GRADE MALE	0	0	0	0	0	0	0	0	0	5	0	0	1	0	0	6	0	0	
7TH GRADE FEMALE	0	0	0	0	0	0	0	0	0	9	0	0	0	0	0	9	0	0	
7TH GRADE TOTAL	0	0	0	0	0	0	0	0	0	14	0	0	1	0	0	15	0	0	
8TH GRADE MALE	0	0	0	0	0	0	0	0	0	13	0	0	1	0	0	14	0	0	
8TH GRADE FEMALE	0	0	0	0	0	0	0	0	0	4	0	0	0	0	0	4	0	0	
8TH GRADE TOTAL	0	0	0	0	0	0	0	0	0	17	0	0	1	0	0	18	0	0	




8/17/2006 COLORADO DEPARTMENT OF EDUCATION
2004-2005 STATE DROPOUT COUNTS BY DISTRICT

	AMERICAN INDIAN OR ALASKAN NATIVE	AMERICAN INDIAN OR ALASKAN NATIVE	AMERICAN INDIAN OR ALASKAN NATIVE	ASIAN PACIFIC ISLANDER	ASIAN PACIFIC ISLANDER	ASIAN PACIFIC ISLANDER	BLACK NOT OF HISPANIC ORIGIN	BLACK NOT OF HISPANIC ORIGIN	BLACK NOT OF HISPANIC ORIGIN	WHITE NOT OF HISPANIC ORIGIN	WHITE NOT OF HISPANIC ORIGIN	WHITE NOT OF HISPANIC ORIGIN	HISPANIC	HISPANIC	HISPANIC	TOTALS	TOTALS	TOTALS
	PUPIL COUNT	DROPOUTS	DROPOUT RATE	PUPIL COUNT	DROPOUTS	DROPOUT RATE	PUPIL COUNT	DROPOUTS	DROPOUT RATE	PUPIL COUNT	DROPOUTS	DROPOUT RATE	PUPIL COUNT	DROPOUTS	DROPOUT RATE	PUPIL COUNT	DROPOUTS	DROPOUT RATE
9TH GRADE MALE	0	0	0	0	0	0	0	0	0	6	0	0	0	0	0	6	0	0
9TH GRADE FEMALE	0	0	0	0	0	0	0	0	0	2	0	0	0	0	0	2	0	0
9TH GRADE TOTAL	0	0	0	0	0	0	0	0	0	8	0	0	0	0	0	8	0	0
10TH GRADE MALE	0	0	0	0	0	0	0	0	0	3	0	0	0	0	0	3	0	0
10TH GRADE FEMALE	0	0	0	0	0	0	0	0	0	5	0	0	0	0	0	5	0	0
10TH GRADE TOTAL	0	0	0	0	0	0	0	0	0	8	0	0	0	0	0	8	0	0
11TH GRADE MALE	0	0	0	0	0	0	0	0	0	10	0	0	0	0	0	10	0	0
11TH GRADE FEMALE	0	0	0	0	0	0	0	0	0	2	0	0	0	0	0	2	0	0
11TH GRADE TOTAL	0	0	0	0	0	0	0	0	0	12	0	0	0	0	0	12	0	0
12TH GRADE MALE	0	0	0	0	0	0	0	0	0	5	0	0	0	0	0	5	0	0
12TH GRADE FEMALE	0	0	0	0	0	0	0	0	0	4	1	25	1	0	0	5	1	20
12TH GRADE TOTAL	0	0	0	0	0	0	0	0	0	9	1	11.1	1	0	0	10	1	10
DISTRICT TOTAL MALE	0	0	0	0	0	0	0	0	0	42	0	0	2	0	0	44	0	0
DISTRICT TOTAL FEMALE	0	0	0	0	0	0	0	0	0	26	1	3.8	1	0	0	27	1	3.7
DISTRICT TOTAL	0	0	0	0	0	0	0	0	0	68	1	1.5	3	0	0	71	1	1.4
DISTRICT TOTALS (EXCLUDING ALTERNATIVE SCHOOLS)																		
7TH GRADE MALE	0	0	0	0	0	0	0	0	0	5	0	0	1	0	0	6	0	0
7TH GRADE FEMALE	0	0	0	0	0	0	0	0	0	9	0	0	0	0	0	9	0	0
7TH GRADE TOTAL	0	0	0	0	0	0	0	0	0	14	0	0	1	0	0	15	0	0
8TH GRADE MALE	0	0	0	0	0	0	0	0	0	13	0	0	1	0	0	14	0	0
8TH GRADE FEMALE	0	0	0	0	0	0	0	0	0	4	0	0	0	0	0	4	0	0
8TH GRADE TOTAL	0	0	0	0	0	0	0	0	0	17	0	0	1	0	0	18	0	0
9TH GRADE MALE	0	0	0	0	0	0	0	0	0	6	0	0	0	0	0	6	0	0
9TH GRADE FEMALE	0	0	0	0	0	0	0	0	0	2	0	0	0	0	0	2	0	0
9TH GRADE TOTAL	0	0	0	0	0	0	0	0	0	8	0	0	0	0	0	8	0	0
10TH GRADE MALE	0	0	0	0	0	0	0	0	0	3	0	0	0	0	0	3	0	0
10TH GRADE FEMALE	0	0	0	0	0	0	0	0	0	5	0	0	0	0	0	5	0	0
10TH GRADE TOTAL	0	0	0	0	0	0	0	0	0	8	0	0	0	0	0	8	0	0
11TH GRADE MALE	0	0	0	0	0	0	0	0	0	10	0	0	0	0	0	10	0	0
11TH GRADE FEMALE	0	0	0	0	0	0	0	0	0	2	0	0	0	0	0	2	0	0
11TH GRADE TOTAL	0	0	0	0	0	0	0	0	0	12	0	0	0	0	0	12	0	0
12TH GRADE MALE	0	0	0	0	0	0	0	0	0	5	0	0	0	0	0	5	0	0
12TH GRADE FEMALE	0	0	0	0	0	0	0	0	0	4	1	25	1	0	0	5	1	20
12TH GRADE TOTAL	0	0	0	0	0	0	0	0	0	9	1	11.1	1	0	0	10	1	10
DISTRICT TOTAL MALE	0	0	0	0	0	0	0	0	0	42	0	0	2	0	0	44	0	0
DISTRICT TOTAL FEMALE	0	0	0	0	0	0	0	0	0	26	1	3.8	1	0	0	27	1	3.7
DISTRICT TOTAL	0	0	0	0	0	0	0	0	0	68	1	1.5	3	0	0	71	1	1.4
DISTRICT TOTALS (ALTERNATIVE SCHOOLS ONLY)																		
DISTRICT TOTAL MALE	0	0	0	0	0	0	0	0	0	0	0	0	0	0	0	0	0	0
DISTRICT TOTAL FEMALE	0	0	0	0	0	0	0	0	0	0	0	0	0	0	0	0	0	0
DISTRICT TOTAL	0	0	0	0	0	0	0	0	0	0	0	0	0	0	0	0	0	0
DISTRICT:	1480	STRATTON R-4																
DISTRICT TOTALS (INCLUDING ALTERNATIVE SCHOOLS)																		
7TH GRADE MALE	0	0	0	0	0	0	0	0	0	8	0	0	1	0	0	9	0	0
7TH GRADE FEMALE	0	0	0	0	0	0	0	0	0	12	0	0	2	0	0	14	0	0
7TH GRADE TOTAL	0	0	0	0	0	0	0	0	0	20	0	0	3	0	0	23	0	0
8TH GRADE MALE	0	0	0	0	0	0	0	0	0	13	0	0	2	0	0	15	0	0
8TH GRADE FEMALE	0	0	0	0	0	0	0	0	0	8	0	0	0	0	0	8	0	0
8TH GRADE TOTAL	0	0	0	0	0	0	0	0	0	21	0	0	2	0	0	23	0	0
9TH GRADE MALE	0	0	0	0	0	0	0	0	0	13	0	0	1	0	0	14	0	0
9TH GRADE FEMALE	0	0	0	0	0	0	0	0	0	12	1	8.3	0	0	0	12	1	8.3
9TH GRADE TOTAL	0	0	0	0	0	0	0	0	0	25	1	4	1	0	0	26	1	3.8
10TH GRADE MALE	0	0	0	0	0	0	0	0	0	9	0	0	0	0	0	9	0	0




8/17/2006 COLORADO DEPARTMENT OF EDUCATION
2004-2005 STATE DROPOUT COUNTS BY DISTRICT

	AMERICAN INDIAN OR ALASKAN NATIVE	AMERICAN INDIAN OR ALASKAN NATIVE	AMERICAN INDIAN OR ALASKAN NATIVE	ASIAN PACIFIC ISLANDER	ASIAN PACIFIC ISLANDER	ASIAN PACIFIC ISLANDER	BLACK NOT OF HISPANIC ORIGIN	BLACK NOT OF HISPANIC ORIGIN	BLACK NOT OF HISPANIC ORIGIN	WHITE NOT OF HISPANIC ORIGIN	WHITE NOT OF HISPANIC ORIGIN	WHITE NOT OF HISPANIC ORIGIN	HISPANIC	HISPANIC	HISPANIC	TOTALS	TOTALS	TOTALS	
	PUPIL COUNT	DROPOUTS	DROPOUT RATE	PUPIL COUNT	DROPOUTS	DROPOUT RATE	PUPIL COUNT	DROPOUTS	DROPOUT RATE	PUPIL COUNT	DROPOUTS	DROPOUT RATE	PUPIL COUNT	DROPOUTS	DROPOUT RATE	PUPIL COUNT	DROPOUTS	DROPOUT RATE	
10TH GRADE FEMALE	0	0	0	0	0	0	0	0	0	13	0	0	1	0	0	14	0	0	
10TH GRADE TOTAL	0	0	0	0	0	0	0	0	0	22	0	0	1	0	0	23	0	0	
11TH GRADE MALE	0	0	0	0	0	0	0	0	0	10	0	0	0	0	0	10	0	0	
11TH GRADE FEMALE	0	0	0	1	0	0	0	0	0	10	0	0	1	0	0	12	0	0	
11TH GRADE TOTAL	0	0	0	1	0	0	0	0	0	20	0	0	1	0	0	22	0	0	
12TH GRADE MALE	0	0	0	0	0	0	0	0	0	11	0	0	2	0	0	13	0	0	
12TH GRADE FEMALE	0	0	0	0	0	0	0	0	0	6	0	0	1	0	0	7	0	0	
12TH GRADE TOTAL	0	0	0	0	0	0	0	0	0	17	0	0	3	0	0	20	0	0	
DISTRICT TOTAL MALE	0	0	0	0	0	0	0	0	0	64	0	0	6	0	0	70	0	0	
DISTRICT TOTAL FEMALE	0	0	0	1	0	0	0	0	0	61	1	1.6	5	0	0	67	1	1.5	
DISTRICT TOTAL	0	0	0	1	0	0	0	0	0	125	1	0.8	11	0	0	137	1	0.7	
DISTRICT TOTALS (EXCLUDING ALTERNATIVE SCHOOLS)																			
7TH GRADE MALE	0	0	0	0	0	0	0	0	0	8	0	0	1	0	0	9	0	0	
7TH GRADE FEMALE	0	0	0	0	0	0	0	0	0	12	0	0	2	0	0	14	0	0	
7TH GRADE TOTAL	0	0	0	0	0	0	0	0	0	20	0	0	3	0	0	23	0	0	
8TH GRADE MALE	0	0	0	0	0	0	0	0	0	13	0	0	2	0	0	15	0	0	
8TH GRADE FEMALE	0	0	0	0	0	0	0	0	0	8	0	0	0	0	0	8	0	0	
8TH GRADE TOTAL	0	0	0	0	0	0	0	0	0	21	0	0	2	0	0	23	0	0	
9TH GRADE MALE	0	0	0	0	0	0	0	0	0	13	0	0	1	0	0	14	0	0	
9TH GRADE FEMALE	0	0	0	0	0	0	0	0	0	12	1	8.3	0	0	0	12	1	8.3	
9TH GRADE TOTAL	0	0	0	0	0	0	0	0	0	25	1	4	1	0	0	26	1	3.8	
10TH GRADE MALE	0	0	0	0	0	0	0	0	0	9	0	0	0	0	0	9	0	0	
10TH GRADE FEMALE	0	0	0	0	0	0	0	0	0	13	0	0	1	0	0	14	0	0	
10TH GRADE TOTAL	0	0	0	0	0	0	0	0	0	22	0	0	1	0	0	23	0	0	
11TH GRADE MALE	0	0	0	0	0	0	0	0	0	10	0	0	0	0	0	10	0	0	
11TH GRADE FEMALE	0	0	0	1	0	0	0	0	0	10	0	0	1	0	0	12	0	0	
11TH GRADE TOTAL	0	0	0	1	0	0	0	0	0	20	0	0	1	0	0	22	0	0	
12TH GRADE MALE	0	0	0	0	0	0	0	0	0	11	0	0	2	0	0	13	0	0	
12TH GRADE FEMALE	0	0	0	0	0	0	0	0	0	6	0	0	1	0	0	7	0	0	
12TH GRADE TOTAL	0	0	0	0	0	0	0	0	0	17	0	0	3	0	0	20	0	0	
DISTRICT TOTAL MALE	0	0	0	0	0	0	0	0	0	64	0	0	6	0	0	70	0	0	
DISTRICT TOTAL FEMALE	0	0	0	1	0	0	0	0	0	61	1	1.6	5	0	0	67	1	1.5	
DISTRICT TOTAL	0	0	0	1	0	0	0	0	0	125	1	0.8	11	0	0	137	1	0.7	
DISTRICT TOTALS (ALTERNATIVE SCHOOLS ONLY)																			
DISTRICT TOTAL MALE	0	0	0	0	0	0	0	0	0	0	0	0	0	0	0	0	0	0	
DISTRICT TOTAL FEMALE	0	0	0	0	0	0	0	0	0	0	0	0	0	0	0	0	0	0	
DISTRICT TOTAL	0	0	0	0	0	0	0	0	0	0	0	0	0	0	0	0	0	0	
DISTRICT: 1490 BETHUNE R-5																			
DISTRICT TOTALS (INCLUDING ALTERNATIVE SCHOOLS)																			
7TH GRADE MALE	0	0	0	0	0	0	0	0	0	5	0	0	1	0	0	6	0	0	
7TH GRADE FEMALE	0	0	0	0	0	0	0	0	0	5	0	0	1	0	0	6	0	0	
7TH GRADE TOTAL	0	0	0	0	0	0	0	0	0	10	0	0	2	0	0	12	0	0	
8TH GRADE MALE	0	0	0	0	0	0	0	0	0	3	0	0	4	0	0	7	0	0	
8TH GRADE FEMALE	0	0	0	0	0	0	0	0	0	6	0	0	2	0	0	8	0	0	
8TH GRADE TOTAL	0	0	0	0	0	0	0	0	0	9	0	0	6	0	0	15	0	0	
9TH GRADE MALE	0	0	0	0	0	0	0	0	0	5	0	0	0	0	0	5	0	0	
9TH GRADE FEMALE	0	0	0	0	0	0	0	0	0	1	0	0	2	0	0	3	0	0	
9TH GRADE TOTAL	0	0	0	0	0	0	0	0	0	6	0	0	2	0	0	8	0	0	
10TH GRADE MALE	0	0	0	0	0	0	0	0	0	7	0	0	1	0	0	8	0	0	
10TH GRADE FEMALE	1	0	0	0	0	0	0	0	0	3	0	0	6	0	0	10	0	0	
10TH GRADE TOTAL	1	0	0	0	0	0	0	0	0	10	0	0	7	0	0	18	0	0	
11TH GRADE MALE	0	0	0	0	0	0	0	0	0	1	0	0	3	0	0	4	0	0	
11TH GRADE FEMALE	0	0	0	0	0	0	0	0	0	1	0	0	0	0	0	1	0	0	




8/17/2006 COLORADO DEPARTMENT OF EDUCATION
2004-2005 STATE DROPOUT COUNTS BY DISTRICT

	AMERICAN INDIAN OR ALASKAN NATIVE	AMERICAN INDIAN OR ALASKAN NATIVE	AMERICAN INDIAN OR ALASKAN NATIVE	ASIAN PACIFIC ISLANDER	ASIAN PACIFIC ISLANDER	ASIAN PACIFIC ISLANDER	BLACK NOT OF HISPANIC ORIGIN	BLACK NOT OF HISPANIC ORIGIN	BLACK NOT OF HISPANIC ORIGIN	WHITE NOT OF HISPANIC ORIGIN	WHITE NOT OF HISPANIC ORIGIN	WHITE NOT OF HISPANIC ORIGIN	HISPANIC	HISPANIC	HISPANIC	TOTALS	TOTALS	TOTALS	
	PUPIL COUNT	DROPOUTS	DROPOUT RATE	PUPIL COUNT	DROPOUTS	DROPOUT RATE	PUPIL COUNT	DROPOUTS	DROPOUT RATE	PUPIL COUNT	DROPOUTS	DROPOUT RATE	PUPIL COUNT	DROPOUTS	DROPOUT RATE	PUPIL COUNT	DROPOUTS	DROPOUT RATE	
11TH GRADE TOTAL	0	0	0	0	0	0	0	0	0	2	0	0	3	0	0	5	0	0	
12TH GRADE MALE	0	0	0	0	0	0	0	0	0	5	0	0	1	0	0	6	0	0	
12TH GRADE FEMALE	1	0	0	0	0	0	0	0	0	4	0	0	1	0	0	6	0	0	
12TH GRADE TOTAL	1	0	0	0	0	0	0	0	0	9	0	0	2	0	0	12	0	0	
DISTRICT TOTAL MALE	0	0	0	0	0	0	0	0	0	26	0	0	10	0	0	36	0	0	
DISTRICT TOTAL FEMALE	2	0	0	0	0	0	0	0	0	20	0	0	12	0	0	34	0	0	
DISTRICT TOTAL	2	0	0	0	0	0	0	0	0	46	0	0	22	0	0	70	0	0	
DISTRICT TOTALS (EXCLUDING ALTERNATIVE SCHOOLS)																			
7TH GRADE MALE	0	0	0	0	0	0	0	0	0	5	0	0	1	0	0	6	0	0	
7TH GRADE FEMALE	0	0	0	0	0	0	0	0	0	5	0	0	1	0	0	6	0	0	
7TH GRADE TOTAL	0	0	0	0	0	0	0	0	0	10	0	0	2	0	0	12	0	0	
8TH GRADE MALE	0	0	0	0	0	0	0	0	0	3	0	0	4	0	0	7	0	0	
8TH GRADE FEMALE	0	0	0	0	0	0	0	0	0	6	0	0	2	0	0	8	0	0	
8TH GRADE TOTAL	0	0	0	0	0	0	0	0	0	9	0	0	6	0	0	15	0	0	
9TH GRADE MALE	0	0	0	0	0	0	0	0	0	5	0	0	0	0	0	5	0	0	
9TH GRADE FEMALE	0	0	0	0	0	0	0	0	0	1	0	0	2	0	0	3	0	0	
9TH GRADE TOTAL	0	0	0	0	0	0	0	0	0	6	0	0	2	0	0	8	0	0	
10TH GRADE MALE	0	0	0	0	0	0	0	0	0	7	0	0	1	0	0	8	0	0	
10TH GRADE FEMALE	1	0	0	0	0	0	0	0	0	3	0	0	6	0	0	10	0	0	
10TH GRADE TOTAL	1	0	0	0	0	0	0	0	0	10	0	0	7	0	0	18	0	0	
11TH GRADE MALE	0	0	0	0	0	0	0	0	0	1	0	0	3	0	0	4	0	0	
11TH GRADE FEMALE	0	0	0	0	0	0	0	0	0	1	0	0	0	0	0	1	0	0	
11TH GRADE TOTAL	0	0	0	0	0	0	0	0	0	2	0	0	3	0	0	5	0	0	
12TH GRADE MALE	0	0	0	0	0	0	0	0	0	5	0	0	1	0	0	6	0	0	
12TH GRADE FEMALE	1	0	0	0	0	0	0	0	0	4	0	0	1	0	0	6	0	0	
12TH GRADE TOTAL	1	0	0	0	0	0	0	0	0	9	0	0	2	0	0	12	0	0	
DISTRICT TOTAL MALE	0	0	0	0	0	0	0	0	0	26	0	0	10	0	0	36	0	0	
DISTRICT TOTAL FEMALE	2	0	0	0	0	0	0	0	0	20	0	0	12	0	0	34	0	0	
DISTRICT TOTAL	2	0	0	0	0	0	0	0	0	46	0	0	22	0	0	70	0	0	
DISTRICT TOTALS (ALTERNATIVE SCHOOLS ONLY)																			
DISTRICT TOTAL MALE	0	0	0	0	0	0	0	0	0	0	0	0	0	0	0	0	0	0	
DISTRICT TOTAL FEMALE	0	0	0	0	0	0	0	0	0	0	0	0	0	0	0	0	0	0	
DISTRICT TOTAL	0	0	0	0	0	0	0	0	0	0	0	0	0	0	0	0	0	0	
DISTRICT:	1500	BURLINGTON RE-6J																	
DISTRICT TOTALS (INCLUDING ALTERNATIVE SCHOOLS)																			
7TH GRADE MALE	0	0	0	0	0	0	1	0	0	20	0	0	11	0	0	32	0	0	
7TH GRADE FEMALE	1	0	0	0	0	0	0	0	0	13	0	0	8	0	0	22	0	0	
7TH GRADE TOTAL	1	0	0	0	0	0	1	0	0	33	0	0	19	0	0	54	0	0	
8TH GRADE MALE	0	0	0	0	0	0	1	0	0	28	0	0	15	1	6.7	44	1	2.3	
8TH GRADE FEMALE	0	0	0	0	0	0	0	0	0	20	0	0	8	0	0	28	0	0	
8TH GRADE TOTAL	0	0	0	0	0	0	1	0	0	48	0	0	23	1	4.3	72	1	1.4	
9TH GRADE MALE	1	0	0	0	0	0	1	0	0	23	0	0	10	0	0	35	0	0	
9TH GRADE FEMALE	0	0	0	0	0	0	0	0	0	29	0	0	3	0	0	32	0	0	
9TH GRADE TOTAL	1	0	0	0	0	0	1	0	0	52	0	0	13	0	0	67	0	0	
10TH GRADE MALE	0	0	0	0	0	0	0	0	0	26	0	0	7	0	0	33	0	0	
10TH GRADE FEMALE	0	0	0	1	0	0	0	0	0	28	1	3.6	16	2	12.5	45	3	6.7	
10TH GRADE TOTAL	0	0	0	1	0	0	0	0	0	54	1	1.9	23	2	8.7	78	3	3.8	
11TH GRADE MALE	0	0	0	0	0	0	0	0	0	26	1	3.8	8	1	12.5	34	2	5.9	
11TH GRADE FEMALE	0	0	0	0	0	0	0	0	0	22	1	4.5	9	2	22.2	31	3	9.7	
11TH GRADE TOTAL	0	0	0	0	0	0	0	0	0	48	2	4.2	17	3	17.6	65	5	7.7	
12TH GRADE MALE	0	0	0	0	0	0	0	0	0	25	2	8	7	2	28.6	32	4	12.5	
12TH GRADE FEMALE	0	0	0	0	0	0	0	0	0	16	1	6.3	9	1	11.1	25	2	8	
12TH GRADE TOTAL	0	0	0	0	0	0	0	0	0	41	3	7.3	16	3	18.8	57	6	10.5	



8/17/2006 COLORADO DEPARTMENT OF EDUCATION
2004-2005 STATE DROPOUT COUNTS BY DISTRICT

	AMERICAN INDIAN OR ALASKAN NATIVE	AMERICAN INDIAN OR ALASKAN NATIVE	AMERICAN INDIAN OR ALASKAN NATIVE	ASIAN PACIFIC ISLANDER	ASIAN PACIFIC ISLANDER	ASIAN PACIFIC ISLANDER	BLACK NOT OF HISPANIC ORIGIN	BLACK NOT OF HISPANIC ORIGIN	BLACK NOT OF HISPANIC ORIGIN	WHITE NOT OF HISPANIC ORIGIN	WHITE NOT OF HISPANIC ORIGIN	WHITE NOT OF HISPANIC ORIGIN	HISPANIC	HISPANIC	HISPANIC	TOTALS	TOTALS	TOTALS	
	PUPIL COUNT	DROPOUTS	DROPOUT RATE	PUPIL COUNT	DROPOUTS	DROPOUT RATE	PUPIL COUNT	DROPOUTS	DROPOUT RATE	PUPIL COUNT	DROPOUTS	DROPOUT RATE	PUPIL COUNT	DROPOUTS	DROPOUT RATE	PUPIL COUNT	DROPOUTS	DROPOUT RATE	
DISTRICT TOTAL MALE	1	0	0	0	0	0	3	0	0	148	3	2	58	4	6.9	210	7	3.3	
DISTRICT TOTAL FEMALE	1	0	0	1	0	0	0	0	0	128	3	2.3	53	5	9.4	183	8	4.4	
DISTRICT TOTAL	2	0	0	1	0	0	3	0	0	276	6	2.2	111	9	8.1	393	15	3.8	
DISTRICT TOTALS (EXCLUDING ALTERNATIVE SCHOOLS)																			
7TH GRADE MALE	0	0	0	0	0	0	1	0	0	20	0	0	11	0	0	32	0	0	
7TH GRADE FEMALE	1	0	0	0	0	0	0	0	0	13	0	0	8	0	0	22	0	0	
7TH GRADE TOTAL	1	0	0	0	0	0	1	0	0	33	0	0	19	0	0	54	0	0	
8TH GRADE MALE	0	0	0	0	0	0	1	0	0	28	0	0	15	1	6.7	44	1	2.3	
8TH GRADE FEMALE	0	0	0	0	0	0	0	0	0	20	0	0	8	0	0	28	0	0	
8TH GRADE TOTAL	0	0	0	0	0	0	1	0	0	48	0	0	23	1	4.3	72	1	1.4	
9TH GRADE MALE	1	0	0	0	0	0	1	0	0	23	0	0	10	0	0	35	0	0	
9TH GRADE FEMALE	0	0	0	0	0	0	0	0	0	29	0	0	3	0	0	32	0	0	
9TH GRADE TOTAL	1	0	0	0	0	0	1	0	0	52	0	0	13	0	0	67	0	0	
10TH GRADE MALE	0	0	0	0	0	0	0	0	0	26	0	0	7	0	0	33	0	0	
10TH GRADE FEMALE	0	0	0	1	0	0	0	0	0	28	1	3.6	16	2	12.5	45	3	6.7	
10TH GRADE TOTAL	0	0	0	1	0	0	0	0	0	54	1	1.9	23	2	8.7	78	3	3.8	
11TH GRADE MALE	0	0	0	0	0	0	0	0	0	26	1	3.8	8	1	12.5	34	2	5.9	
11TH GRADE FEMALE	0	0	0	0	0	0	0	0	0	22	1	4.5	9	2	22.2	31	3	9.7	
11TH GRADE TOTAL	0	0	0	0	0	0	0	0	0	48	2	4.2	17	3	17.6	65	5	7.7	
12TH GRADE MALE	0	0	0	0	0	0	0	0	0	25	2	8	7	2	28.6	32	4	12.5	
12TH GRADE FEMALE	0	0	0	0	0	0	0	0	0	16	1	6.3	9	1	11.1	25	2	8	
12TH GRADE TOTAL	0	0	0	0	0	0	0	0	0	41	3	7.3	16	3	18.8	57	6	10.5	
DISTRICT TOTAL MALE	1	0	0	0	0	0	3	0	0	148	3	2	58	4	6.9	210	7	3.3	
DISTRICT TOTAL FEMALE	1	0	0	1	0	0	0	0	0	128	3	2.3	53	5	9.4	183	8	4.4	
DISTRICT TOTAL	2	0	0	1	0	0	3	0	0	276	6	2.2	111	9	8.1	393	15	3.8	
DISTRICT TOTALS (ALTERNATIVE SCHOOLS ONLY)																			
DISTRICT TOTAL MALE	0	0	0	0	0	0	0	0	0	0	0	0	0	0	0	0	0	0	
DISTRICT TOTAL FEMALE	0	0	0	0	0	0	0	0	0	0	0	0	0	0	0	0	0	0	
DISTRICT TOTAL	0	0	0	0	0	0	0	0	0	0	0	0	0	0	0	0	0	0	
COUNTY	33	LAKE																	
DISTRICT:	1510	LAKE COUNTY R-1																	
DISTRICT TOTALS (INCLUDING ALTERNATIVE SCHOOLS)																			
7TH GRADE MALE	0	0	0	1	0	0	0	0	0	21	0	0	47	2	4.3	69	2	2.9	
7TH GRADE FEMALE	1	0	0	0	0	0	0	0	0	18	0	0	28	2	7.1	47	2	4.3	
7TH GRADE TOTAL	1	0	0	1	0	0	0	0	0	39	0	0	75	4	5.3	116	4	3.4	
8TH GRADE MALE	0	0	0	0	0	0	1	0	0	17	0	0	30	2	6.7	48	2	4.2	
8TH GRADE FEMALE	0	0	0	1	0	0	0	0	0	15	0	0	46	0	0	62	0	0	
8TH GRADE TOTAL	0	0	0	1	0	0	1	0	0	32	0	0	76	2	2.6	110	2	1.8	
9TH GRADE MALE	0	0	0	0	0	0	1	1	100	19	0	0	30	1	3.3	50	2	4	
9TH GRADE FEMALE	1	0	0	1	0	0	0	0	0	23	0	0	24	3	12.5	49	3	6.1	
9TH GRADE TOTAL	1	0	0	1	0	0	1	1	100	42	0	0	54	4	7.4	99	5	5.1	
10TH GRADE MALE	2	1	50	1	0	0	1	0	0	22	0	0	22	1	4.5	48	2	4.2	
10TH GRADE FEMALE	0	0	0	0	0	0	0	0	0	19	0	0	23	1	4.3	42	1	2.4	
10TH GRADE TOTAL	2	1	50	1	0	0	1	0	0	41	0	0	45	2	4.4	90	3	3.3	
11TH GRADE MALE	0	0	0	0	0	0	0	0	0	19	2	10.5	27	8	29.6	46	10	21.7	
11TH GRADE FEMALE	0	0	0	1	0	0	0	0	0	22	0	0	24	7	29.2	47	7	14.9	
11TH GRADE TOTAL	0	0	0	1	0	0	0	0	0	41	2	4.9	51	15	29.4	93	17	18.3	
12TH GRADE MALE	1	1	100	0	0	0	0	0	0	19	2	10.5	26	9	34.6	46	12	26.1	
12TH GRADE FEMALE	0	0	0	0	0	0	0	0	0	20	1	5	18	2	11.1	38	3	7.9	
12TH GRADE TOTAL	1	1	100	0	0	0	0	0	0	39	3	7.7	44	11	25	84	15	17.9	
DISTRICT TOTAL MALE	3	2	66.7	2	0	0	3	1	33.3	117	4	3.4	182	23	12.6	307	30	9.8	
DISTRICT TOTAL FEMALE	2	0	0	3	0	0	0	0	0	117	1	0.9	163	15	9.2	285	16	5.6	
DISTRICT TOTAL	5	2	40	5	0	0	3	1	33.3	234	5	2.1	345	38	11	592	46	7.8	



8/17/2006 COLORADO DEPARTMENT OF EDUCATION
2004-2005 STATE DROPOUT COUNTS BY DISTRICT

	AMERICAN INDIAN OR ALASKAN NATIVE	AMERICAN INDIAN OR ALASKAN NATIVE	AMERICAN INDIAN OR ALASKAN NATIVE	ASIAN PACIFIC ISLANDER	ASIAN PACIFIC ISLANDER	ASIAN PACIFIC ISLANDER	BLACK NOT OF HISPANIC ORIGIN	BLACK NOT OF HISPANIC ORIGIN	BLACK NOT OF HISPANIC ORIGIN	WHITE NOT OF HISPANIC ORIGIN	WHITE NOT OF HISPANIC ORIGIN	WHITE NOT OF HISPANIC ORIGIN	HISPANIC	HISPANIC	HISPANIC	TOTALS	TOTALS	TOTALS
	PUPIL COUNT	DROPOUTS	DROPOUT RATE	PUPIL COUNT	DROPOUTS	DROPOUT RATE	PUPIL COUNT	DROPOUTS	DROPOUT RATE	PUPIL COUNT	DROPOUTS	DROPOUT RATE	PUPIL COUNT	DROPOUTS	DROPOUT RATE	PUPIL COUNT	DROPOUTS	DROPOUT RATE
DISTRICT TOTALS (EXCLUDING ALTERNATIVE SCHOOLS)																		
7TH GRADE MALE	0	0	0	1	0	0	0	0	0	21	0	0	47	2	4.3	69	2	2.9
7TH GRADE FEMALE	1	0	0	0	0	0	0	0	0	18	0	0	28	2	7.1	47	2	4.3
7TH GRADE TOTAL	1	0	0	1	0	0	0	0	0	39	0	0	75	4	5.3	116	4	3.4
8TH GRADE MALE	0	0	0	0	0	0	1	0	0	17	0	0	30	2	6.7	48	2	4.2
8TH GRADE FEMALE	0	0	0	1	0	0	0	0	0	15	0	0	46	0	0	62	0	0
8TH GRADE TOTAL	0	0	0	1	0	0	1	0	0	32	0	0	76	2	2.6	110	2	1.8
9TH GRADE MALE	0	0	0	0	0	0	1	1	100	19	0	0	30	1	3.3	50	2	4
9TH GRADE FEMALE	1	0	0	1	0	0	0	0	0	23	0	0	24	3	12.5	49	3	6.1
9TH GRADE TOTAL	1	0	0	1	0	0	1	1	100	42	0	0	54	4	7.4	99	5	5.1
10TH GRADE MALE	2	1	50	1	0	0	1	0	0	22	0	0	22	1	4.5	48	2	4.2
10TH GRADE FEMALE	0	0	0	0	0	0	0	0	0	19	0	0	23	1	4.3	42	1	2.4
10TH GRADE TOTAL	2	1	50	1	0	0	1	0	0	41	0	0	45	2	4.4	90	3	3.3
11TH GRADE MALE	0	0	0	0	0	0	0	0	0	19	2	10.5	27	8	29.6	46	10	21.7
11TH GRADE FEMALE	0	0	0	1	0	0	0	0	0	22	0	0	24	7	29.2	47	7	14.9
11TH GRADE TOTAL	0	0	0	1	0	0	0	0	0	41	2	4.9	51	15	29.4	93	17	18.3
12TH GRADE MALE	1	1	100	0	0	0	0	0	0	19	2	10.5	26	9	34.6	46	12	26.1
12TH GRADE FEMALE	0	0	0	0	0	0	0	0	0	20	1	5	18	2	11.1	38	3	7.9
12TH GRADE TOTAL	1	1	100	0	0	0	0	0	0	39	3	7.7	44	11	25	84	15	17.9
DISTRICT TOTAL MALE	3	2	66.7	2	0	0	3	1	33.3	117	4	3.4	182	23	12.6	307	30	9.8
DISTRICT TOTAL FEMALE	2	0	0	3	0	0	0	0	0	117	1	0.9	163	15	9.2	285	16	5.6
DISTRICT TOTAL	5	2	40	5	0	0	3	1	33.3	234	5	2.1	345	38	11	592	46	7.8
DISTRICT TOTALS (ALTERNATIVE SCHOOLS ONLY)																		
DISTRICT TOTAL MALE	0	0	0	0	0	0	0	0	0	0	0	0	0	0	0	0	0	0
DISTRICT TOTAL FEMALE	0	0	0	0	0	0	0	0	0	0	0	0	0	0	0	0	0	0
DISTRICT TOTAL	0	0	0	0	0	0	0	0	0	0	0	0	0	0	0	0	0	0
COUNTY	34																	
DISTRICT:	1520																	
DISTRICT TOTALS (INCLUDING ALTERNATIVE SCHOOLS)																		
7TH GRADE MALE	9	0	0	4	0	0	1	0	0	144	0	0	25	0	0	183	0	0
7TH GRADE FEMALE	14	0	0	2	0	0	1	0	0	147	0	0	25	0	0	189	0	0
7TH GRADE TOTAL	23	0	0	6	0	0	2	0	0	291	0	0	50	0	0	372	0	0
8TH GRADE MALE	11	0	0	0	0	0	4	0	0	198	0	0	32	0	0	245	0	0
8TH GRADE FEMALE	19	0	0	3	0	0	0	0	0	156	0	0	18	0	0	196	0	0
8TH GRADE TOTAL	30	0	0	3	0	0	4	0	0	354	0	0	50	0	0	441	0	0
9TH GRADE MALE	18	0	0	0	0	0	1	0	0	204	2	1	36	1	2.8	259	3	1.2
9TH GRADE FEMALE	16	0	0	5	0	0	1	0	0	189	1	0.5	30	0	0	241	1	0.4
9TH GRADE TOTAL	34	0	0	5	0	0	2	0	0	393	3	0.8	66	1	1.5	500	4	0.8
10TH GRADE MALE	14	0	0	7	1	14.3	3	0	0	207	3	1.4	25	2	8	256	6	2.3
10TH GRADE FEMALE	10	1	10	1	0	0	0	0	0	175	5	2.9	24	1	4.2	210	7	3.3
10TH GRADE TOTAL	24	1	4.2	8	1	12.5	3	0	0	382	8	2.1	49	3	6.1	466	13	2.8
11TH GRADE MALE	12	1	8.3	3	1	33.3	1	0	0	212	6	2.8	28	1	3.6	256	9	3.5
11TH GRADE FEMALE	6	0	0	2	0	0	0	0	0	199	4	2	27	2	7.4	234	6	2.6
11TH GRADE TOTAL	18	1	5.6	5	1	20	1	0	0	411	10	2.4	55	3	5.5	490	15	3.1
12TH GRADE MALE	8	1	12.5	3	0	0	0	0	0	187	3	1.6	20	2	10	218	6	2.8
12TH GRADE FEMALE	7	1	14.3	2	0	0	0	0	0	182	2	1.1	18	1	5.6	209	4	1.9
12TH GRADE TOTAL	15	2	13.3	5	0	0	0	0	0	369	5	1.4	38	3	7.9	427	10	2.3
DISTRICT TOTAL MALE	72	2	2.8	17	2	11.8	10	0	0	1,152	14	1.2	166	6	3.6	1,417	24	1.7
DISTRICT TOTAL FEMALE	72	2	2.8	15	0	0	2	0	0	1,048	12	1.1	142	4	2.8	1,279	18	1.4
DISTRICT TOTAL	144	4	2.8	32	2	6.3	12	0	0	2,200	26	1.2	308	10	3.2	2,696	42	1.6
DISTRICT TOTALS (EXCLUDING ALTERNATIVE SCHOOLS)																		
7TH GRADE MALE	9	0	0	4	0	0	1	0	0	144	0	0	25	0	0	183	0	0
7TH GRADE FEMALE	14	0	0	2	0	0	1	0	0	147	0	0	25	0	0	189	0	0

8/17/2006 COLORADO DEPARTMENT OF EDUCATION
2004-2005 STATE DROPOUT COUNTS BY DISTRICT

	AMERICAN INDIAN OR ALASKAN NATIVE	AMERICAN INDIAN OR ALASKAN NATIVE	AMERICAN INDIAN OR ALASKAN NATIVE	ASIAN PACIFIC ISLANDER	ASIAN PACIFIC ISLANDER	ASIAN PACIFIC ISLANDER	BLACK NOT OF HISPANIC ORIGIN	BLACK NOT OF HISPANIC ORIGIN	BLACK NOT OF HISPANIC ORIGIN	WHITE NOT OF HISPANIC ORIGIN	WHITE NOT OF HISPANIC ORIGIN	WHITE NOT OF HISPANIC ORIGIN	HISPANIC	HISPANIC	HISPANIC	TOTALS	TOTALS	TOTALS
	PUPIL COUNT	DROPOUTS	DROPOUT RATE	PUPIL COUNT	DROPOUTS	DROPOUT RATE	PUPIL COUNT	DROPOUTS	DROPOUT RATE	PUPIL COUNT	DROPOUTS	DROPOUT RATE	PUPIL COUNT	DROPOUTS	DROPOUT RATE	PUPIL COUNT	DROPOUTS	DROPOUT RATE
7TH GRADE TOTAL	23	0	0	6	0	0	2	0	0	291	0	0	50	0	0	372	0	0
8TH GRADE MALE	11	0	0	0	0	0	4	0	0	198	0	0	32	0	0	245	0	0
8TH GRADE FEMALE	19	0	0	3	0	0	0	0	0	156	0	0	18	0	0	196	0	0
8TH GRADE TOTAL	30	0	0	3	0	0	4	0	0	354	0	0	50	0	0	441	0	0
9TH GRADE MALE	15	0	0	0	0	0	1	0	0	186	1	0.5	20	1	5	222	2	0.9
9TH GRADE FEMALE	13	0	0	5	0	0	1	0	0	172	0	0	21	0	0	212	0	0
9TH GRADE TOTAL	28	0	0	5	0	0	2	0	0	358	1	0.3	41	1	2.4	434	2	0.5
10TH GRADE MALE	13	0	0	6	0	0	3	0	0	193	2	1	22	2	9.1	237	4	1.7
10TH GRADE FEMALE	10	1	10	1	0	0	0	0	0	164	5	3	20	0	0	195	6	3.1
10TH GRADE TOTAL	23	1	4.3	7	0	0	3	0	0	357	7	2	42	2	4.8	432	10	2.3
11TH GRADE MALE	10	1	10	3	1	33.3	1	0	0	197	5	2.5	24	1	4.2	235	8	3.4
11TH GRADE FEMALE	6	0	0	2	0	0	0	0	0	189	2	1.1	20	0	0	217	2	0.9
11TH GRADE TOTAL	16	1	6.3	5	1	20	1	0	0	386	7	1.8	44	1	2.3	452	10	2.2
12TH GRADE MALE	5	0	0	3	0	0	0	0	0	162	2	1.2	16	2	12.5	186	4	2.2
12TH GRADE FEMALE	4	1	25	2	0	0	0	0	0	166	2	1.2	15	0	0	187	3	1.6
12TH GRADE TOTAL	9	1	11.1	5	0	0	0	0	0	328	4	1.2	31	2	6.5	373	7	1.9
DISTRICT TOTAL MALE	63	1	1.6	16	1	6.3	10	0	0	1,080	10	0.9	139	6	4.3	1,308	18	1.4
DISTRICT TOTAL FEMALE	66	2	3	15	0	0	2	0	0	994	9	0.9	119	0	0	1,196	11	0.9
DISTRICT TOTAL	129	3	2.3	31	1	3.2	12	0	0	2,074	19	0.9	258	6	2.3	2,504	29	1.2
DISTRICT TOTALS (ALTERNATIVE SCHOOLS ONLY)																		
9TH GRADE MALE	3	0	0	0	0	0	0	0	0	18	1	5.6	16	0	0	37	1	2.7
9TH GRADE FEMALE	3	0	0	0	0	0	0	0	0	17	1	5.9	9	0	0	29	1	3.4
9TH GRADE TOTAL	6	0	0	0	0	0	0	0	0	35	2	5.7	25	0	0	66	2	3
10TH GRADE MALE	1	0	0	1	1	100	0	0	0	14	1	7.1	3	0	0	19	2	10.5
10TH GRADE FEMALE	0	0	0	0	0	0	0	0	0	11	0	0	4	1	25	15	1	6.7
10TH GRADE TOTAL	1	0	0	1	1	100	0	0	0	25	1	4	7	1	14.3	34	3	8.8
11TH GRADE MALE	2	0	0	0	0	0	0	0	0	15	1	6.7	4	0	0	21	1	4.8
11TH GRADE FEMALE	0	0	0	0	0	0	0	0	0	10	2	20	7	2	28.6	17	4	23.5
11TH GRADE TOTAL	2	0	0	0	0	0	0	0	0	25	3	12	11	2	18.2	38	5	13.2
12TH GRADE MALE	3	1	33.3	0	0	0	0	0	0	25	1	4	4	0	0	32	2	6.3
12TH GRADE FEMALE	3	0	0	0	0	0	0	0	0	16	0	0	3	1	33.3	22	1	4.5
12TH GRADE TOTAL	6	1	16.7	0	0	0	0	0	0	41	1	2.4	7	1	14.3	54	3	5.6
DISTRICT TOTAL MALE	9	1	11.1	1	1	100	0	0	0	72	4	5.6	27	0	0	109	6	5.5
DISTRICT TOTAL FEMALE	6	0	0	0	0	0	0	0	0	54	3	5.6	23	4	17.4	83	7	8.4
DISTRICT TOTAL	15	1	6.7	1	1	100	0	0	0	126	7	5.6	50	4	8	192	13	6.8
DISTRICT: 1530 BAYFIELD 10 JT-R																		
DISTRICT TOTALS (INCLUDING ALTERNATIVE SCHOOLS)																		
7TH GRADE MALE	2	0	0	0	0	0	1	0	0	53	0	0	5	0	0	61	0	0
7TH GRADE FEMALE	1	0	0	0	0	0	0	0	0	61	0	0	2	0	0	64	0	0
7TH GRADE TOTAL	3	0	0	0	0	0	1	0	0	114	0	0	7	0	0	125	0	0
8TH GRADE MALE	4	0	0	0	0	0	0	0	0	76	0	0	2	0	0	82	0	0
8TH GRADE FEMALE	3	0	0	1	0	0	0	0	0	64	0	0	3	0	0	71	0	0
8TH GRADE TOTAL	7	0	0	1	0	0	0	0	0	140	0	0	5	0	0	153	0	0
9TH GRADE MALE	1	0	0	1	0	0	2	0	0	79	0	0	3	0	0	86	0	0
9TH GRADE FEMALE	0	0	0	0	0	0	0	0	0	69	1	1.4	6	0	0	75	1	1.3
9TH GRADE TOTAL	1	0	0	1	0	0	2	0	0	148	1	0.7	9	0	0	161	1	0.6
10TH GRADE MALE	1	0	0	1	0	0	0	0	0	62	1	1.6	2	0	0	66	1	1.5
10TH GRADE FEMALE	3	0	0	2	0	0	0	0	0	40	0	0	8	0	0	53	0	0
10TH GRADE TOTAL	4	0	0	3	0	0	0	0	0	102	1	1	10	0	0	119	1	0.8
11TH GRADE MALE	0	0	0	1	0	0	0	0	0	47	0	0	6	0	0	54	0	0
11TH GRADE FEMALE	1	0	0	1	0	0	0	0	0	49	0	0	5	0	0	56	0	0
11TH GRADE TOTAL	1	0	0	2	0	0	0	0	0	96	0	0	11	0	0	110	0	0
12TH GRADE MALE	2	0	0	0	0	0	1	0	0	46	0	0	3	0	0	52	0	0

8/17/2006 COLORADO DEPARTMENT OF EDUCATION
2004-2005 STATE DROPOUT COUNTS BY DISTRICT

	AMERICAN INDIAN OR ALASKAN NATIVE	AMERICAN INDIAN OR ALASKAN NATIVE	AMERICAN INDIAN OR ALASKAN NATIVE	ASIAN PACIFIC ISLANDER	ASIAN PACIFIC ISLANDER	ASIAN PACIFIC ISLANDER	BLACK NOT OF HISPANIC ORIGIN	BLACK NOT OF HISPANIC ORIGIN	BLACK NOT OF HISPANIC ORIGIN	WHITE NOT OF HISPANIC ORIGIN	WHITE NOT OF HISPANIC ORIGIN	WHITE NOT OF HISPANIC ORIGIN	HISPANIC	HISPANIC	HISPANIC	TOTALS	TOTALS	TOTALS
	PUPIL COUNT	DROPOUTS	DROPOUT RATE	PUPIL COUNT	DROPOUTS	DROPOUT RATE	PUPIL COUNT	DROPOUTS	DROPOUT RATE	PUPIL COUNT	DROPOUTS	DROPOUT RATE	PUPIL COUNT	DROPOUTS	DROPOUT RATE	PUPIL COUNT	DROPOUTS	DROPOUT RATE
12TH GRADE FEMALE	1	0	0	0	0	0	0	0	0	34	0	0	0	0	0	35	0	0
12TH GRADE TOTAL	3	0	0	0	0	0	1	0	0	80	0	0	3	0	0	87	0	0
DISTRICT TOTAL MALE	10	0	0	3	0	0	4	0	0	363	1	0.3	21	0	0	401	1	0.2
DISTRICT TOTAL FEMALE	9	0	0	4	0	0	0	0	0	317	1	0.3	24	0	0	354	1	0.3
DISTRICT TOTAL	19	0	0	7	0	0	4	0	0	680	2	0.3	45	0	0	755	2	0.3
DISTRICT TOTALS (EXCLUDING ALTERNATIVE SCHOOLS)																		
7TH GRADE MALE	2	0	0	0	0	0	1	0	0	53	0	0	5	0	0	61	0	0
7TH GRADE FEMALE	1	0	0	0	0	0	0	0	0	61	0	0	2	0	0	64	0	0
7TH GRADE TOTAL	3	0	0	0	0	0	1	0	0	114	0	0	7	0	0	125	0	0
8TH GRADE MALE	4	0	0	0	0	0	0	0	0	76	0	0	2	0	0	82	0	0
8TH GRADE FEMALE	3	0	0	1	0	0	0	0	0	64	0	0	3	0	0	71	0	0
8TH GRADE TOTAL	7	0	0	1	0	0	0	0	0	140	0	0	5	0	0	153	0	0
9TH GRADE MALE	1	0	0	1	0	0	2	0	0	79	0	0	3	0	0	86	0	0
9TH GRADE FEMALE	0	0	0	0	0	0	0	0	0	69	1	1.4	6	0	0	75	1	1.3
9TH GRADE TOTAL	1	0	0	1	0	0	2	0	0	148	1	0.7	9	0	0	161	1	0.6
10TH GRADE MALE	1	0	0	1	0	0	0	0	0	62	1	1.6	2	0	0	66	1	1.5
10TH GRADE FEMALE	3	0	0	2	0	0	0	0	0	40	0	0	8	0	0	53	0	0
10TH GRADE TOTAL	4	0	0	3	0	0	0	0	0	102	1	1	10	0	0	119	1	0.8
11TH GRADE MALE	0	0	0	1	0	0	0	0	0	47	0	0	6	0	0	54	0	0
11TH GRADE FEMALE	1	0	0	1	0	0	0	0	0	49	0	0	5	0	0	56	0	0
11TH GRADE TOTAL	1	0	0	2	0	0	0	0	0	96	0	0	11	0	0	110	0	0
12TH GRADE MALE	2	0	0	0	0	0	1	0	0	46	0	0	3	0	0	52	0	0
12TH GRADE FEMALE	1	0	0	0	0	0	0	0	0	34	0	0	0	0	0	35	0	0
12TH GRADE TOTAL	3	0	0	0	0	0	1	0	0	80	0	0	3	0	0	87	0	0
DISTRICT TOTAL MALE	10	0	0	3	0	0	4	0	0	363	1	0.3	21	0	0	401	1	0.2
DISTRICT TOTAL FEMALE	9	0	0	4	0	0	0	0	0	317	1	0.3	24	0	0	354	1	0.3
DISTRICT TOTAL	19	0	0	7	0	0	4	0	0	680	2	0.3	45	0	0	755	2	0.3
DISTRICT TOTALS (ALTERNATIVE SCHOOLS ONLY)																		
DISTRICT TOTAL MALE	0	0	0	0	0	0	0	0	0	0	0	0	0	0	0	0	0	0
DISTRICT TOTAL FEMALE	0	0	0	0	0	0	0	0	0	0	0	0	0	0	0	0	0	0
DISTRICT TOTAL	0	0	0	0	0	0	0	0	0	0	0	0	0	0	0	0	0	0
DISTRICT:	1540																	
DISTRICT TOTALS (INCLUDING ALTERNATIVE SCHOOLS)																		
7TH GRADE MALE	24	0	0	0	0	0	0	0	0	9	0	0	4	0	0	37	0	0
7TH GRADE FEMALE	19	0	0	0	0	0	0	0	0	13	0	0	12	0	0	44	0	0
7TH GRADE TOTAL	43	0	0	0	0	0	0	0	0	22	0	0	16	0	0	81	0	0
8TH GRADE MALE	24	0	0	0	0	0	0	0	0	11	0	0	6	0	0	41	0	0
8TH GRADE FEMALE	17	0	0	0	0	0	0	0	0	6	0	0	13	0	0	36	0	0
8TH GRADE TOTAL	41	0	0	0	0	0	0	0	0	17	0	0	19	0	0	77	0	0
9TH GRADE MALE	17	0	0	0	0	0	0	0	0	16	0	0	10	0	0	43	0	0
9TH GRADE FEMALE	15	0	0	0	0	0	0	0	0	16	0	0	4	0	0	35	0	0
9TH GRADE TOTAL	32	0	0	0	0	0	0	0	0	32	0	0	14	0	0	78	0	0
10TH GRADE MALE	15	0	0	0	0	0	2	0	0	18	0	0	16	2	12.5	51	2	3.9
10TH GRADE FEMALE	17	0	0	0	0	0	1	0	0	7	0	0	9	1	11.1	34	1	2.9
10TH GRADE TOTAL	32	0	0	0	0	0	3	0	0	25	0	0	25	3	12	85	3	3.5
11TH GRADE MALE	14	0	0	1	0	0	0	0	0	17	0	0	7	0	0	39	0	0
11TH GRADE FEMALE	14	1	7.1	0	0	0	0	0	0	15	0	0	10	0	0	39	1	2.6
11TH GRADE TOTAL	28	1	3.6	1	0	0	0	0	0	32	0	0	17	0	0	78	1	1.3
12TH GRADE MALE	17	2	11.8	0	0	0	0	0	0	4	0	0	9	0	0	30	2	6.7
12TH GRADE FEMALE	12	1	8.3	1	0	0	0	0	0	7	0	0	5	0	0	25	1	4
12TH GRADE TOTAL	29	3	10.3	1	0	0	0	0	0	11	0	0	14	0	0	55	3	5.5
DISTRICT TOTAL MALE	111	2	1.8	1	0	0	2	0	0	75	0	0	52	2	3.8	241	4	1.7
DISTRICT TOTAL FEMALE	94	2	2.1	1	0	0	1	0	0	64	0	0	53	1	1.9	213	3	1.4

8/17/2006 COLORADO DEPARTMENT OF EDUCATION
2004-2005 STATE DROPOUT COUNTS BY DISTRICT

	AMERICAN INDIAN OR ALASKAN NATIVE	AMERICAN INDIAN OR ALASKAN NATIVE	AMERICAN INDIAN OR ALASKAN NATIVE	ASIAN PACIFIC ISLANDER	ASIAN PACIFIC ISLANDER	ASIAN PACIFIC ISLANDER	BLACK NOT OF HISPANIC ORIGIN	BLACK NOT OF HISPANIC ORIGIN	BLACK NOT OF HISPANIC ORIGIN	WHITE NOT OF HISPANIC ORIGIN	WHITE NOT OF HISPANIC ORIGIN	WHITE NOT OF HISPANIC ORIGIN	HISPANIC	HISPANIC	HISPANIC	TOTALS	TOTALS	TOTALS	
	PUPIL COUNT	DROPOUTS	DROPOUT RATE	PUPIL COUNT	DROPOUTS	DROPOUT RATE	PUPIL COUNT	DROPOUTS	DROPOUT RATE	PUPIL COUNT	DROPOUTS	DROPOUT RATE	PUPIL COUNT	DROPOUTS	DROPOUT RATE	PUPIL COUNT	DROPOUTS	DROPOUT RATE	
DISTRICT TOTAL	205	4	2	2	0	0	3	0	0	139	0	0	105	3	2.9	454	7	1.5	
DISTRICT TOTALS (EXCLUDING ALTERNATIVE SCHOOLS)																			
7TH GRADE MALE	24	0	0	0	0	0	0	0	0	9	0	0	4	0	0	37	0	0	
7TH GRADE FEMALE	19	0	0	0	0	0	0	0	0	13	0	0	12	0	0	44	0	0	
7TH GRADE TOTAL	43	0	0	0	0	0	0	0	0	22	0	0	16	0	0	81	0	0	
8TH GRADE MALE	24	0	0	0	0	0	0	0	0	11	0	0	6	0	0	41	0	0	
8TH GRADE FEMALE	17	0	0	0	0	0	0	0	0	6	0	0	13	0	0	36	0	0	
8TH GRADE TOTAL	41	0	0	0	0	0	0	0	0	17	0	0	19	0	0	77	0	0	
9TH GRADE MALE	17	0	0	0	0	0	0	0	0	16	0	0	10	0	0	43	0	0	
9TH GRADE FEMALE	15	0	0	0	0	0	0	0	0	16	0	0	4	0	0	35	0	0	
9TH GRADE TOTAL	32	0	0	0	0	0	0	0	0	32	0	0	14	0	0	78	0	0	
10TH GRADE MALE	15	0	0	0	0	0	2	0	0	18	0	0	16	2	12.5	51	2	3.9	
10TH GRADE FEMALE	17	0	0	0	0	0	1	0	0	7	0	0	9	1	11.1	34	1	2.9	
10TH GRADE TOTAL	32	0	0	0	0	0	3	0	0	25	0	0	25	3	12	85	3	3.5	
11TH GRADE MALE	14	0	0	1	0	0	0	0	0	17	0	0	7	0	0	39	0	0	
11TH GRADE FEMALE	14	1	7.1	0	0	0	0	0	0	15	0	0	10	0	0	39	1	2.6	
11TH GRADE TOTAL	28	1	3.6	1	0	0	0	0	0	32	0	0	17	0	0	78	1	1.3	
12TH GRADE MALE	17	2	11.8	0	0	0	0	0	0	4	0	0	9	0	0	30	2	6.7	
12TH GRADE FEMALE	12	1	8.3	0	0	0	0	0	0	7	0	0	5	0	0	25	1	4	
12TH GRADE TOTAL	29	3	10.3	1	0	0	0	0	0	11	0	0	14	0	0	55	3	5.5	
DISTRICT TOTAL MALE	111	2	1.8	1	0	0	2	0	0	75	0	0	52	2	3.8	241	4	1.7	
DISTRICT TOTAL FEMALE	94	2	2.1	1	0	0	1	0	0	64	0	0	53	1	1.9	213	3	1.4	
DISTRICT TOTAL	205	4	2	2	0	0	3	0	0	139	0	0	105	3	2.9	454	7	1.5	
DISTRICT TOTALS (ALTERNATIVE SCHOOLS ONLY)																			
DISTRICT TOTAL MALE	0	0	0	0	0	0	0	0	0	0	0	0	0	0	0	0	0	0	
DISTRICT TOTAL FEMALE	0	0	0	0	0	0	0	0	0	0	0	0	0	0	0	0	0	0	
DISTRICT TOTAL	0	0	0	0	0	0	0	0	0	0	0	0	0	0	0	0	0	0	
COUNTY	35	LARIMER																	
DISTRICT:	1550	POUDRE R-1																	
DISTRICT TOTALS (INCLUDING ALTERNATIVE SCHOOLS)																			
7TH GRADE MALE	19	0	0	24	0	0	18	0	0	874	0	0	167	1	0.6	1,102	1	0.1	
7TH GRADE FEMALE	11	0	0	27	0	0	19	0	0	760	5	0.7	157	2	1.3	974	7	0.7	
7TH GRADE TOTAL	30	0	0	51	0	0	37	0	0	1,634	5	0.3	324	3	0.9	2,076	8	0.4	
8TH GRADE MALE	16	0	0	32	3	9.4	24	2	8.3	898	29	3.2	144	6	4.2	1,114	40	3.6	
8TH GRADE FEMALE	16	0	0	27	1	3.7	25	1	4	851	20	2.4	129	4	3.1	1,048	26	2.5	
8TH GRADE TOTAL	32	0	0	59	4	6.8	49	3	6.1	1,749	49	2.8	273	10	3.7	2,162	66	3.1	
9TH GRADE MALE	22	3	13.6	35	5	14.3	22	1	4.5	957	44	4.6	163	17	10.4	1,199	70	5.8	
9TH GRADE FEMALE	10	1	10	31	2	6.5	16	0	0	880	26	3	147	14	9.5	1,084	43	4	
9TH GRADE TOTAL	32	4	12.5	66	7	10.6	38	1	2.6	1,837	70	3.8	310	31	10	2,283	113	4.9	
10TH GRADE MALE	10	3	30	36	1	2.8	18	0	0	956	47	4.9	149	25	16.8	1,169	76	6.5	
10TH GRADE FEMALE	13	2	15.4	38	2	5.3	13	1	7.7	911	53	5.8	138	21	15.2	1,113	79	7.1	
10TH GRADE TOTAL	23	5	21.7	74	3	4.1	31	1	3.2	1,867	100	5.4	287	46	16	2,282	155	6.8	
11TH GRADE MALE	14	1	7.1	34	7	20.6	17	5	29.4	891	47	5.3	114	14	12.3	1,070	74	6.9	
11TH GRADE FEMALE	10	1	10	41	5	12.2	17	4	23.5	870	48	5.5	117	18	15.4	1,055	76	7.2	
11TH GRADE TOTAL	24	2	8.3	75	12	16	34	9	26.5	1,761	95	5.4	231	32	13.9	2,125	150	7.1	
12TH GRADE MALE	14	1	7.1	32	1	3.1	15	0	0	871	61	7	121	19	15.7	1,053	82	7.8	
12TH GRADE FEMALE	7	2	28.6	30	3	10	16	1	6.3	844	57	6.8	97	7	7.2	994	70	7	
12TH GRADE TOTAL	21	3	14.3	62	4	6.5	31	1	3.2	1,715	118	6.9	218	26	11.9	2,047	152	7.4	
DISTRICT TOTAL MALE	95	8	8.4	193	17	8.8	114	8	7	5,447	228	4.2	858	82	9.6	6,707	343	5.1	
DISTRICT TOTAL FEMALE	67	6	9	194	13	6.7	106	7	6.6	5,116	209	4.1	785	66	8.4	6,268	301	4.8	
DISTRICT TOTAL	162	14	8.6	387	30	7.8	220	15	6.8	10,563	437	4.1	1,643	148	9	12,975	644	5	
DISTRICT TOTALS (EXCLUDING ALTERNATIVE SCHOOLS)																			
7TH GRADE MALE	18	0	0	24	0	0	18	0	0	866	0	0	163	1	0.6	1,089	1	0.1	

8/17/2006 COLORADO DEPARTMENT OF EDUCATION
2004-2005 STATE DROPOUT COUNTS BY DISTRICT

	AMERICAN INDIAN OR ALASKAN NATIVE	AMERICAN INDIAN OR ALASKAN NATIVE	AMERICAN INDIAN OR ALASKAN NATIVE	ASIAN PACIFIC ISLANDER	ASIAN PACIFIC ISLANDER	ASIAN PACIFIC ISLANDER	BLACK NOT OF HISPANIC ORIGIN	BLACK NOT OF HISPANIC ORIGIN	BLACK NOT OF HISPANIC ORIGIN	WHITE NOT OF HISPANIC ORIGIN	WHITE NOT OF HISPANIC ORIGIN	WHITE NOT OF HISPANIC ORIGIN	HISPANIC	HISPANIC	HISPANIC	TOTALS	TOTALS	TOTALS
	PUPIL COUNT	DROPOUTS	DROPOUT RATE	PUPIL COUNT	DROPOUTS	DROPOUT RATE	PUPIL COUNT	DROPOUTS	DROPOUT RATE	PUPIL COUNT	DROPOUTS	DROPOUT RATE	PUPIL COUNT	DROPOUTS	DROPOUT RATE	PUPIL COUNT	DROPOUTS	DROPOUT RATE
7TH GRADE FEMALE	11	0	0	27	0	0	19	0	0	757	5	0.7	154	2	1.3	968	7	0.7
7TH GRADE TOTAL	29	0	0	51	0	0	37	0	0	1,623	5	0.3	317	3	0.9	2,057	8	0.4
8TH GRADE MALE	16	0	0	32	3	9.4	24	2	8.3	886	28	3.2	141	6	4.3	1,099	39	3.5
8TH GRADE FEMALE	16	0	0	27	1	3.7	24	1	4.2	845	20	2.4	127	4	3.1	1,039	26	2.5
8TH GRADE TOTAL	32	0	0	59	4	6.8	48	3	6.3	1,731	48	2.8	268	10	3.7	2,138	65	3
9TH GRADE MALE	20	1	5	35	5	14.3	20	1	5	925	39	4.2	145	10	6.9	1,145	56	4.9
9TH GRADE FEMALE	10	1	10	31	2	6.5	14	0	0	858	22	2.6	137	13	9.5	1,050	38	3.6
9TH GRADE TOTAL	30	2	6.7	66	7	10.6	34	1	2.9	1,783	61	3.4	282	23	8.2	2,195	94	4.3
10TH GRADE MALE	10	3	30	36	1	2.8	17	0	0	914	38	4.2	133	18	13.5	1,110	60	5.4
10TH GRADE FEMALE	10	1	10	38	2	5.3	13	1	7.7	875	44	5	126	17	13.5	1,062	65	6.1
10TH GRADE TOTAL	20	4	20	74	3	4.1	30	1	3.3	1,789	82	4.6	259	35	13.5	2,172	125	5.8
11TH GRADE MALE	11	0	0	31	7	22.6	16	4	25	843	36	4.3	100	10	10	1,001	57	5.7
11TH GRADE FEMALE	8	0	0	41	5	12.2	17	4	23.5	821	35	4.3	106	11	10.4	993	55	5.5
11TH GRADE TOTAL	19	0	0	72	12	16.7	33	8	24.2	1,664	71	4.3	206	21	10.2	1,994	112	5.6
12TH GRADE MALE	13	0	0	32	1	3.1	15	0	0	791	43	5.4	109	12	11	960	56	5.8
12TH GRADE FEMALE	6	1	16.7	29	2	6.9	15	1	6.7	790	43	5.4	90	6	6.7	930	53	5.7
12TH GRADE TOTAL	19	1	5.3	61	3	4.9	30	1	3.3	1,581	86	5.4	199	18	9	1,890	109	5.8
DISTRICT TOTAL MALE	88	4	4.5	190	17	8.9	110	7	6.4	5,225	184	3.5	791	57	7.2	6,404	269	4.2
DISTRICT TOTAL FEMALE	61	3	4.9	193	12	6.2	102	7	6.9	4,946	169	3.4	740	53	7.2	6,042	244	4
DISTRICT TOTAL	149	7	4.7	383	29	7.6	212	14	6.6	10,171	353	3.5	1,531	110	7.2	12,446	513	4.1
DISTRICT TOTALS (ALTERNATIVE SCHOOLS ONLY)																		
7TH GRADE MALE	1	0	0	0	0	0	0	0	0	8	0	0	4	0	0	13	0	0
7TH GRADE FEMALE	0	0	0	0	0	0	0	0	0	3	0	0	3	0	0	6	0	0
7TH GRADE TOTAL	1	0	0	0	0	0	0	0	0	11	0	0	7	0	0	19	0	0
8TH GRADE MALE	0	0	0	0	0	0	0	0	0	12	1	8.3	3	0	0	15	1	6.7
8TH GRADE FEMALE	0	0	0	0	0	0	1	0	0	6	0	0	2	0	0	9	0	0
8TH GRADE TOTAL	0	0	0	0	0	0	1	0	0	18	1	5.6	5	0	0	24	1	4.2
9TH GRADE MALE	2	2	100	0	0	0	2	0	0	32	5	15.6	18	7	38.9	54	14	25.9
9TH GRADE FEMALE	0	0	0	0	0	0	2	0	0	22	4	18.2	10	1	10	34	5	14.7
9TH GRADE TOTAL	2	2	100	0	0	0	4	0	0	54	9	16.7	28	8	28.6	88	19	21.6
10TH GRADE MALE	0	0	0	0	0	0	1	0	0	42	9	21.4	16	7	43.8	59	16	27.1
10TH GRADE FEMALE	3	1	33.3	0	0	0	0	0	0	36	9	25	11	3	27.3	50	13	26
10TH GRADE TOTAL	3	1	33.3	0	0	0	1	0	0	78	18	23.1	27	10	37	109	29	26.6
11TH GRADE MALE	3	1	33.3	3	0	0	1	1	100	48	11	22.9	14	4	28.6	69	17	24.6
11TH GRADE FEMALE	2	1	50	0	0	0	0	0	0	49	13	26.5	11	7	63.6	62	21	33.9
11TH GRADE TOTAL	5	2	40	3	0	0	1	1	100	97	24	24.7	25	11	44	131	38	29
12TH GRADE MALE	1	1	100	0	0	0	0	0	0	80	18	22.5	12	7	58.3	93	26	28
12TH GRADE FEMALE	1	1	100	1	1	100	1	0	0	54	14	25.9	7	1	14.3	64	17	26.6
12TH GRADE TOTAL	2	2	100	1	1	100	1	0	0	134	32	23.9	19	8	42.1	157	43	27.4
DISTRICT TOTAL MALE	7	4	57.1	3	0	0	4	1	25	222	44	19.8	67	25	37.3	303	74	24.4
DISTRICT TOTAL FEMALE	6	3	50	1	1	100	4	0	0	170	40	23.5	44	12	27.3	225	56	24.9
DISTRICT TOTAL	13	7	53.8	4	1	25	8	1	12.5	392	84	21.4	111	37	33.3	528	130	24.6
DISTRICT: 1560 THOMPSON R-2J																		
DISTRICT TOTALS (INCLUDING ALTERNATIVE SCHOOLS)																		
7TH GRADE MALE	7	0	0	5	0	0	7	0	0	573	1	0.2	89	2	2.2	681	3	0.4
7TH GRADE FEMALE	10	0	0	11	1	9.1	5	0	0	547	1	0.2	82	0	0	655	2	0.3
7TH GRADE TOTAL	17	0	0	16	1	6.3	12	0	0	1,120	2	0.2	171	2	1.2	1,336	5	0.4
8TH GRADE MALE	6	0	0	7	0	0	7	0	0	596	2	0.3	70	1	1.4	686	3	0.4
8TH GRADE FEMALE	5	0	0	4	0	0	8	0	0	558	3	0.5	91	0	0	666	3	0.5
8TH GRADE TOTAL	11	0	0	11	0	0	15	0	0	1,154	5	0.4	161	1	0.6	1,352	6	0.4
9TH GRADE MALE	4	0	0	8	0	0	10	0	0	594	6	1	88	4	4.5	704	10	1.4
9TH GRADE FEMALE	9	0	0	7	0	0	10	0	0	602	8	1.3	82	3	3.7	710	11	1.5
9TH GRADE TOTAL	13	0	0	15	0	0	20	0	0	1,196	14	1.2	170	7	4.1	1,414	21	1.5

8/17/2006 COLORADO DEPARTMENT OF EDUCATION
2004-2005 STATE DROPOUT COUNTS BY DISTRICT

	AMERICAN INDIAN OR ALASKAN NATIVE	AMERICAN INDIAN OR ALASKAN NATIVE	AMERICAN INDIAN OR ALASKAN NATIVE	ASIAN PACIFIC ISLANDER	ASIAN PACIFIC ISLANDER	ASIAN PACIFIC ISLANDER	BLACK NOT OF HISPANIC ORIGIN	BLACK NOT OF HISPANIC ORIGIN	BLACK NOT OF HISPANIC ORIGIN	WHITE NOT OF HISPANIC ORIGIN	WHITE NOT OF HISPANIC ORIGIN	WHITE NOT OF HISPANIC ORIGIN	HISPANIC	HISPANIC	HISPANIC	TOTALS	TOTALS	TOTALS	
	PUPIL COUNT	DROPOUTS	DROPOUT RATE	PUPIL COUNT	DROPOUTS	DROPOUT RATE	PUPIL COUNT	DROPOUTS	DROPOUT RATE	PUPIL COUNT	DROPOUTS	DROPOUT RATE	PUPIL COUNT	DROPOUTS	DROPOUT RATE	PUPIL COUNT	DROPOUTS	DROPOUT RATE	
10TH GRADE MALE	7	3	42.9	10	0	0	7	1	14.3	641	16	2.5	59	3	5.1	724	23	3.2	
10TH GRADE FEMALE	4	0	0	9	0	0	8	0	0	585	9	1.5	67	4	6	673	13	1.9	
10TH GRADE TOTAL	11	3	27.3	19	0	0	15	1	6.7	1,226	25	2	126	7	5.6	1,397	36	2.6	
11TH GRADE MALE	6	0	0	9	0	0	8	0	0	584	28	4.8	60	9	15	667	37	5.5	
11TH GRADE FEMALE	3	0	0	7	0	0	3	0	0	577	32	5.5	63	2	3.2	653	34	5.2	
11TH GRADE TOTAL	9	0	0	16	0	0	11	0	0	1,161	60	5.2	123	11	8.9	1,320	71	5.4	
12TH GRADE MALE	5	0	0	8	1	12.5	9	0	0	621	18	2.9	36	3	8.3	679	22	3.2	
12TH GRADE FEMALE	3	0	0	6	0	0	4	0	0	546	7	1.3	59	3	5.1	618	10	1.6	
12TH GRADE TOTAL	8	0	0	14	1	7.1	13	0	0	1,167	25	2.1	95	6	6.3	1,297	32	2.5	
DISTRICT TOTAL MALE	35	3	8.6	47	1	2.1	48	1	2.1	3,609	71	2	402	22	5.5	4,141	98	2.4	
DISTRICT TOTAL FEMALE	34	0	0	44	1	2.3	38	0	0	3,415	60	1.8	444	12	2.7	3,975	73	1.8	
DISTRICT TOTAL	69	3	4.3	91	2	2.2	86	1	1.2	7,024	131	1.9	846	34	4	8,116	171	2.1	
DISTRICT TOTALS (EXCLUDING ALTERNATIVE SCHOOLS)																			
7TH GRADE MALE	7	0	0	5	0	0	7	0	0	573	1	0.2	89	2	2.2	681	3	0.4	
7TH GRADE FEMALE	10	0	0	11	1	9.1	5	0	0	547	1	0.2	82	0	0	655	2	0.3	
7TH GRADE TOTAL	17	0	0	16	1	6.3	12	0	0	1,120	2	0.2	171	2	1.2	1,336	5	0.4	
8TH GRADE MALE	6	0	0	7	0	0	7	0	0	596	2	0.3	70	1	1.4	686	3	0.4	
8TH GRADE FEMALE	5	0	0	4	0	0	8	0	0	558	3	0.5	91	0	0	666	3	0.5	
8TH GRADE TOTAL	11	0	0	11	0	0	15	0	0	1,154	5	0.4	161	1	0.6	1,352	6	0.4	
9TH GRADE MALE	4	0	0	8	0	0	10	0	0	594	6	1	88	4	4.5	704	10	1.4	
9TH GRADE FEMALE	9	0	0	7	0	0	10	0	0	602	8	1.3	82	3	3.7	710	11	1.5	
9TH GRADE TOTAL	13	0	0	15	0	0	20	0	0	1,196	14	1.2	170	7	4.1	1,414	21	1.5	
10TH GRADE MALE	7	3	42.9	10	0	0	7	1	14.3	641	16	2.5	59	3	5.1	724	23	3.2	
10TH GRADE FEMALE	4	0	0	9	0	0	8	0	0	585	9	1.5	67	4	6	673	13	1.9	
10TH GRADE TOTAL	11	3	27.3	19	0	0	15	1	6.7	1,226	25	2	126	7	5.6	1,397	36	2.6	
11TH GRADE MALE	6	0	0	9	0	0	6	0	0	556	17	3.1	57	8	14	634	25	3.9	
11TH GRADE FEMALE	3	0	0	7	0	0	3	0	0	542	21	3.9	58	2	3.4	613	23	3.8	
11TH GRADE TOTAL	9	0	0	16	0	0	9	0	0	1,098	38	3.5	115	10	8.7	1,247	48	3.8	
12TH GRADE MALE	3	0	0	7	0	0	9	0	0	581	15	2.6	30	2	6.7	630	17	2.7	
12TH GRADE FEMALE	3	0	0	6	0	0	4	0	0	505	6	1.2	49	3	6.1	567	9	1.6	
12TH GRADE TOTAL	6	0	0	13	0	0	13	0	0	1,086	21	1.9	79	5	6.3	1,197	26	2.2	
DISTRICT TOTAL MALE	33	3	9.1	46	0	0	46	1	2.2	3,541	57	1.6	393	20	5.1	4,059	81	2	
DISTRICT TOTAL FEMALE	34	0	0	44	1	2.3	38	0	0	3,339	48	1.4	429	12	2.8	3,884	61	1.6	
DISTRICT TOTAL	67	3	4.5	90	1	1.1	84	1	1.2	6,880	105	1.5	822	32	3.9	7,943	142	1.8	
DISTRICT TOTALS (ALTERNATIVE SCHOOLS ONLY)																			
11TH GRADE MALE	0	0	0	0	0	0	2	0	0	28	11	39.3	3	1	33.3	33	12	36.4	
11TH GRADE FEMALE	0	0	0	0	0	0	0	0	0	35	11	31.4	5	0	0	40	11	27.5	
11TH GRADE TOTAL	0	0	0	0	0	0	2	0	0	63	22	34.9	8	1	12.5	73	23	31.5	
12TH GRADE MALE	2	0	0	1	1	100	0	0	0	40	3	7.5	6	1	16.7	49	5	10.2	
12TH GRADE FEMALE	0	0	0	0	0	0	0	0	0	41	1	2.4	10	0	0	51	1	2	
12TH GRADE TOTAL	2	0	0	1	1	100	0	0	0	81	4	4.9	16	1	6.3	100	6	6	
DISTRICT TOTAL MALE	2	0	0	1	1	100	2	0	0	68	14	20.6	9	2	22.2	82	17	20.7	
DISTRICT TOTAL FEMALE	0	0	0	0	0	0	0	0	0	76	12	15.8	15	0	0	91	12	13.2	
DISTRICT TOTAL	2	0	0	1	1	100	2	0	0	144	26	18.1	24	2	8.3	173	29	16.8	
DISTRICT: 1570 PARK (ESTES PARK) R-3																			
DISTRICT TOTALS (INCLUDING ALTERNATIVE SCHOOLS)																			
7TH GRADE MALE	2	0	0	1	0	0	1	0	0	54	0	0	8	0	0	66	0	0	
7TH GRADE FEMALE	0	0	0	1	0	0	0	0	0	52	0	0	8	0	0	61	0	0	
7TH GRADE TOTAL	2	0	0	2	0	0	1	0	0	106	0	0	16	0	0	127	0	0	
8TH GRADE MALE	1	0	0	1	0	0	1	0	0	58	0	0	6	0	0	67	0	0	
8TH GRADE FEMALE	0	0	0	1	0	0	1	0	0	44	0	0	13	0	0	59	0	0	
8TH GRADE TOTAL	1	0	0	2	0	0	2	0	0	102	0	0	19	0	0	126	0	0	
9TH GRADE MALE	0	0	0	0	0	0	2	0	0	48	0	0	6	0	0	56	0	0	

8/17/2006 COLORADO DEPARTMENT OF EDUCATION
2004-2005 STATE DROPOUT COUNTS BY DISTRICT


	AMERICAN INDIAN OR ALASKAN NATIVE	AMERICAN INDIAN OR ALASKAN NATIVE	AMERICAN INDIAN OR ALASKAN NATIVE	ASIAN PACIFIC ISLANDER	ASIAN PACIFIC ISLANDER	ASIAN PACIFIC ISLANDER	BLACK NOT OF HISPANIC ORIGIN	BLACK NOT OF HISPANIC ORIGIN	BLACK NOT OF HISPANIC ORIGIN	WHITE NOT OF HISPANIC ORIGIN	WHITE NOT OF HISPANIC ORIGIN	WHITE NOT OF HISPANIC ORIGIN	HISPANIC	HISPANIC	HISPANIC	TOTALS	TOTALS	TOTALS
	PUPIL COUNT	DROPOUTS	DROPOUT RATE	PUPIL COUNT	DROPOUTS	DROPOUT RATE	PUPIL COUNT	DROPOUTS	DROPOUT RATE	PUPIL COUNT	DROPOUTS	DROPOUT RATE	PUPIL COUNT	DROPOUTS	DROPOUT RATE	PUPIL COUNT	DROPOUTS	DROPOUT RATE
9TH GRADE FEMALE	0	0	0	1	0	0	2	0	0	62	0	0	6	0	0	71	0	0
9TH GRADE TOTAL	0	0	0	1	0	0	4	0	0	110	0	0	12	0	0	127	0	0
10TH GRADE MALE	2	0	0	2	0	0	0	0	0	49	1	2	10	1	10	63	2	3.2
10TH GRADE FEMALE	0	0	0	0	0	0	0	0	0	50	1	2	7	0	0	57	1	1.8
10TH GRADE TOTAL	2	0	0	2	0	0	0	0	0	99	2	2	17	1	5.9	120	3	2.5
11TH GRADE MALE	1	0	0	2	0	0	0	0	0	35	1	2.9	6	0	0	44	1	2.3
11TH GRADE FEMALE	2	0	0	1	0	0	0	0	0	57	1	1.8	4	1	25	64	2	3.1
11TH GRADE TOTAL	3	0	0	3	0	0	0	0	0	92	2	2.2	10	1	10	108	3	2.8
12TH GRADE MALE	0	0	0	0	0	0	0	0	0	35	0	0	5	0	0	40	0	0
12TH GRADE FEMALE	1	0	0	1	0	0	0	0	0	46	2	4.3	8	0	0	56	2	3.6
12TH GRADE TOTAL	1	0	0	1	0	0	0	0	0	81	2	2.5	13	0	0	96	2	2.1
DISTRICT TOTAL MALE	6	0	0	6	0	0	4	0	0	279	2	0.7	41	1	2.4	336	3	0.9
DISTRICT TOTAL FEMALE	3	0	0	5	0	0	3	0	0	311	4	1.3	46	1	2.2	368	5	1.4
DISTRICT TOTAL	9	0	0	11	0	0	7	0	0	590	6	1	87	2	2.3	704	8	1.1
DISTRICT TOTALS (EXCLUDING ALTERNATIVE SCHOOLS)																		
7TH GRADE MALE	2	0	0	1	0	0	1	0	0	54	0	0	8	0	0	66	0	0
7TH GRADE FEMALE	0	0	0	1	0	0	0	0	0	52	0	0	8	0	0	61	0	0
7TH GRADE TOTAL	2	0	0	2	0	0	1	0	0	106	0	0	16	0	0	127	0	0
8TH GRADE MALE	1	0	0	1	0	0	1	0	0	58	0	0	6	0	0	67	0	0
8TH GRADE FEMALE	0	0	0	1	0	0	1	0	0	44	0	0	13	0	0	59	0	0
8TH GRADE TOTAL	1	0	0	2	0	0	2	0	0	102	0	0	19	0	0	126	0	0
9TH GRADE MALE	0	0	0	0	0	0	2	0	0	48	0	0	6	0	0	56	0	0
9TH GRADE FEMALE	0	0	0	1	0	0	2	0	0	62	0	0	6	0	0	71	0	0
9TH GRADE TOTAL	0	0	0	1	0	0	4	0	0	110	0	0	12	0	0	127	0	0
10TH GRADE MALE	2	0	0	2	0	0	0	0	0	49	1	2	10	1	10	63	2	3.2
10TH GRADE FEMALE	0	0	0	0	0	0	0	0	0	50	1	2	7	0	0	57	1	1.8
10TH GRADE TOTAL	2	0	0	2	0	0	0	0	0	99	2	2	17	1	5.9	120	3	2.5
11TH GRADE MALE	1	0	0	2	0	0	0	0	0	35	1	2.9	6	0	0	44	1	2.3
11TH GRADE FEMALE	2	0	0	1	0	0	0	0	0	57	1	1.8	4	1	25	64	2	3.1
11TH GRADE TOTAL	3	0	0	3	0	0	0	0	0	92	2	2.2	10	1	10	108	3	2.8
12TH GRADE MALE	0	0	0	0	0	0	0	0	0	35	0	0	5	0	0	40	0	0
12TH GRADE FEMALE	1	0	0	1	0	0	0	0	0	46	2	4.3	8	0	0	56	2	3.6
12TH GRADE TOTAL	1	0	0	1	0	0	0	0	0	81	2	2.5	13	0	0	96	2	2.1
DISTRICT TOTAL MALE	6	0	0	6	0	0	4	0	0	279	2	0.7	41	1	2.4	336	3	0.9
DISTRICT TOTAL FEMALE	3	0	0	5	0	0	3	0	0	311	4	1.3	46	1	2.2	368	5	1.4
DISTRICT TOTAL	9	0	0	11	0	0	7	0	0	590	6	1	87	2	2.3	704	8	1.1
DISTRICT TOTALS (ALTERNATIVE SCHOOLS ONLY)																		
DISTRICT TOTAL MALE	0	0	0	0	0	0	0	0	0	0	0	0	0	0	0	0	0	0
DISTRICT TOTAL FEMALE	0	0	0	0	0	0	0	0	0	0	0	0	0	0	0	0	0	0
DISTRICT TOTAL	0	0	0	0	0	0	0	0	0	0	0	0	0	0	0	0	0	0
COUNTY	36		LAS ANIMAS															
DISTRICT:	1580		TRINIDAD 1															
DISTRICT TOTALS (INCLUDING ALTERNATIVE SCHOOLS)																		
7TH GRADE MALE	0	0	0	2	0	0	0	0	0	17	0	0	43	0	0	62	0	0
7TH GRADE FEMALE	1	0	0	0	0	0	0	0	0	19	1	5.3	46	0	0	66	1	1.5
7TH GRADE TOTAL	1	0	0	2	0	0	0	0	0	36	1	2.8	89	0	0	128	1	0.8
8TH GRADE MALE	2	0	0	1	0	0	1	0	0	20	1	5	37	0	0	61	1	1.6
8TH GRADE FEMALE	0	0	0	1	0	0	1	0	0	17	0	0	42	0	0	61	0	0
8TH GRADE TOTAL	2	0	0	2	0	0	2	0	0	37	1	2.7	79	0	0	122	1	0.8
9TH GRADE MALE	2	0	0	0	0	0	1	0	0	31	0	0	42	0	0	76	0	0
9TH GRADE FEMALE	2	0	0	0	0	0	1	0	0	20	1	5	37	0	0	60	1	1.7
9TH GRADE TOTAL	4	0	0	0	0	0	2	0	0	51	1	2	79	0	0	136	1	0.7
10TH GRADE MALE	2	0	0	1	0	0	0	0	0	26	1	3.8	43	2	4.7	72	3	4.2

8/17/2006 COLORADO DEPARTMENT OF EDUCATION
2004-2005 STATE DROPOUT COUNTS BY DISTRICT

	AMERICAN INDIAN OR ALASKAN NATIVE	AMERICAN INDIAN OR ALASKAN NATIVE	AMERICAN INDIAN OR ALASKAN NATIVE	ASIAN PACIFIC ISLANDER	ASIAN PACIFIC ISLANDER	ASIAN PACIFIC ISLANDER	BLACK NOT OF HISPANIC ORIGIN	BLACK NOT OF HISPANIC ORIGIN	BLACK NOT OF HISPANIC ORIGIN	WHITE NOT OF HISPANIC ORIGIN	WHITE NOT OF HISPANIC ORIGIN	WHITE NOT OF HISPANIC ORIGIN	HISPANIC	HISPANIC	HISPANIC	TOTALS	TOTALS	TOTALS	
	PUPIL COUNT	DROPOUTS	DROPOUT RATE	PUPIL COUNT	DROPOUTS	DROPOUT RATE	PUPIL COUNT	DROPOUTS	DROPOUT RATE	PUPIL COUNT	DROPOUTS	DROPOUT RATE	PUPIL COUNT	DROPOUTS	DROPOUT RATE	PUPIL COUNT	DROPOUTS	DROPOUT RATE	
10TH GRADE FEMALE	2	0	0	2	0	0	0	0	0	25	0	0	32	2	6.3	61	2	3.3	
10TH GRADE TOTAL	4	0	0	3	0	0	0	0	0	51	1	2	75	4	5.3	133	5	3.8	
11TH GRADE MALE	1	0	0	1	0	0	0	0	0	29	0	0	37	2	5.4	68	2	2.9	
11TH GRADE FEMALE	1	0	0	0	0	0	0	0	0	24	0	0	32	1	3.1	57	1	1.8	
11TH GRADE TOTAL	2	0	0	1	0	0	0	0	0	53	0	0	69	3	4.3	125	3	2.4	
12TH GRADE MALE	0	0	0	1	0	0	0	0	0	26	0	0	40	2	5	67	2	3	
12TH GRADE FEMALE	1	0	0	0	0	0	0	0	0	18	0	0	38	1	2.6	57	1	1.8	
12TH GRADE TOTAL	1	0	0	1	0	0	0	0	0	44	0	0	78	3	3.8	124	3	2.4	
DISTRICT TOTAL MALE	7	0	0	6	0	0	2	0	0	149	2	1.3	242	6	2.5	406	8	2	
DISTRICT TOTAL FEMALE	7	0	0	3	0	0	2	0	0	123	2	1.6	227	4	1.8	362	6	1.7	
DISTRICT TOTAL	14	0	0	9	0	0	4	0	0	272	4	1.5	469	10	2.1	768	14	1.8	
DISTRICT TOTALS (EXCLUDING ALTERNATIVE SCHOOLS)																			
7TH GRADE MALE	0	0	0	2	0	0	0	0	0	17	0	0	43	0	0	62	0	0	
7TH GRADE FEMALE	1	0	0	0	0	0	0	0	0	19	1	5.3	46	0	0	66	1	1.5	
7TH GRADE TOTAL	1	0	0	2	0	0	0	0	0	36	1	2.8	89	0	0	128	1	0.8	
8TH GRADE MALE	2	0	0	1	0	0	1	0	0	20	1	5	37	0	0	61	1	1.6	
8TH GRADE FEMALE	0	0	0	1	0	0	1	0	0	17	0	0	42	0	0	61	0	0	
8TH GRADE TOTAL	2	0	0	2	0	0	2	0	0	37	1	2.7	79	0	0	122	1	0.8	
9TH GRADE MALE	2	0	0	0	0	0	1	0	0	31	0	0	42	0	0	76	0	0	
9TH GRADE FEMALE	2	0	0	0	0	0	1	0	0	20	1	5	37	0	0	60	1	1.7	
9TH GRADE TOTAL	4	0	0	0	0	0	2	0	0	51	1	2	79	0	0	136	1	0.7	
10TH GRADE MALE	2	0	0	1	0	0	0	0	0	26	1	3.8	43	2	4.7	72	3	4.2	
10TH GRADE FEMALE	2	0	0	2	0	0	0	0	0	25	0	0	32	2	6.3	61	2	3.3	
10TH GRADE TOTAL	4	0	0	3	0	0	0	0	0	51	1	2	75	4	5.3	133	5	3.8	
11TH GRADE MALE	1	0	0	1	0	0	0	0	0	29	0	0	37	2	5.4	68	2	2.9	
11TH GRADE FEMALE	1	0	0	0	0	0	0	0	0	24	0	0	32	1	3.1	57	1	1.8	
11TH GRADE TOTAL	2	0	0	1	0	0	0	0	0	53	0	0	69	3	4.3	125	3	2.4	
12TH GRADE MALE	0	0	0	1	0	0	0	0	0	26	0	0	40	2	5	67	2	3	
12TH GRADE FEMALE	1	0	0	0	0	0	0	0	0	18	0	0	38	1	2.6	57	1	1.8	
12TH GRADE TOTAL	1	0	0	1	0	0	0	0	0	44	0	0	78	3	3.8	124	3	2.4	
DISTRICT TOTAL MALE	7	0	0	6	0	0	2	0	0	149	2	1.3	242	6	2.5	406	8	2	
DISTRICT TOTAL FEMALE	7	0	0	3	0	0	2	0	0	123	2	1.6	227	4	1.8	362	6	1.7	
DISTRICT TOTAL	14	0	0	9	0	0	4	0	0	272	4	1.5	469	10	2.1	768	14	1.8	
DISTRICT TOTALS (ALTERNATIVE SCHOOLS ONLY)																			
DISTRICT TOTAL MALE	0	0	0	0	0	0	0	0	0	0	0	0	0	0	0	0	0	0	
DISTRICT TOTAL FEMALE	0	0	0	0	0	0	0	0	0	0	0	0	0	0	0	0	0	0	
DISTRICT TOTAL	0	0	0	0	0	0	0	0	0	0	0	0	0	0	0	0	0	0	
DISTRICT: 1590 PRIMERO REORGANIZED 2																			
DISTRICT TOTALS (INCLUDING ALTERNATIVE SCHOOLS)																			
7TH GRADE MALE	0	0	0	0	0	0	0	0	0	4	0	0	8	0	0	12	0	0	
7TH GRADE FEMALE	0	0	0	0	0	0	0	0	0	6	0	0	2	0	0	8	0	0	
7TH GRADE TOTAL	0	0	0	0	0	0	0	0	0	10	0	0	10	0	0	20	0	0	
8TH GRADE MALE	0	0	0	0	0	0	0	0	0	7	0	0	9	0	0	16	0	0	
8TH GRADE FEMALE	0	0	0	0	0	0	0	0	0	6	0	0	4	0	0	10	0	0	
8TH GRADE TOTAL	0	0	0	0	0	0	0	0	0	13	0	0	13	0	0	26	0	0	
9TH GRADE MALE	0	0	0	0	0	0	0	0	0	8	0	0	4	0	0	12	0	0	
9TH GRADE FEMALE	0	0	0	1	0	0	0	0	0	3	0	0	2	0	0	6	0	0	
9TH GRADE TOTAL	0	0	0	1	0	0	0	0	0	11	0	0	6	0	0	18	0	0	
10TH GRADE MALE	0	0	0	0	0	0	0	0	0	7	0	0	2	0	0	9	0	0	
10TH GRADE FEMALE	0	0	0	0	0	0	0	0	0	7	0	0	4	0	0	11	0	0	
10TH GRADE TOTAL	0	0	0	0	0	0	0	0	0	14	0	0	6	0	0	20	0	0	
11TH GRADE MALE	0	0	0	1	0	0	0	0	0	7	0	0	1	0	0	9	0	0	
11TH GRADE FEMALE	0	0	0	0	0	0	0	0	0	5	0	0	2	0	0	7	0	0	


8/17/2006 COLORADO DEPARTMENT OF EDUCATION
2004-2005 STATE DROPOUT COUNTS BY DISTRICT

	AMERICAN INDIAN OR ALASKAN NATIVE	AMERICAN INDIAN OR ALASKAN NATIVE	AMERICAN INDIAN OR ALASKAN NATIVE	ASIAN PACIFIC ISLANDER	ASIAN PACIFIC ISLANDER	ASIAN PACIFIC ISLANDER	BLACK NOT OF HISPANIC ORIGIN	BLACK NOT OF HISPANIC ORIGIN	BLACK NOT OF HISPANIC ORIGIN	WHITE NOT OF HISPANIC ORIGIN	WHITE NOT OF HISPANIC ORIGIN	WHITE NOT OF HISPANIC ORIGIN	HISPANIC	HISPANIC	HISPANIC	TOTALS	TOTALS	TOTALS	
	PUPIL COUNT	DROPOUTS	DROPOUT RATE	PUPIL COUNT	DROPOUTS	DROPOUT RATE	PUPIL COUNT	DROPOUTS	DROPOUT RATE	PUPIL COUNT	DROPOUTS	DROPOUT RATE	PUPIL COUNT	DROPOUTS	DROPOUT RATE	PUPIL COUNT	DROPOUTS	DROPOUT RATE	
11TH GRADE TOTAL	0	0	0	1	0	0	0	0	0	12	0	0	3	0	0	16	0	0	
12TH GRADE MALE	0	0	0	0	0	0	0	0	0	4	0	0	1	0	0	5	0	0	
12TH GRADE FEMALE	0	0	0	0	0	0	0	0	0	3	0	0	5	0	0	8	0	0	
12TH GRADE TOTAL	0	0	0	0	0	0	0	0	0	7	0	0	6	0	0	13	0	0	
DISTRICT TOTAL MALE	0	0	0	1	0	0	0	0	0	37	0	0	25	0	0	63	0	0	
DISTRICT TOTAL FEMALE	0	0	0	1	0	0	0	0	0	30	0	0	19	0	0	50	0	0	
DISTRICT TOTAL	0	0	0	2	0	0	0	0	0	67	0	0	44	0	0	113	0	0	
DISTRICT TOTALS (EXCLUDING ALTERNATIVE SCHOOLS)																			
7TH GRADE MALE	0	0	0	0	0	0	0	0	0	4	0	0	8	0	0	12	0	0	
7TH GRADE FEMALE	0	0	0	0	0	0	0	0	0	6	0	0	2	0	0	8	0	0	
7TH GRADE TOTAL	0	0	0	0	0	0	0	0	0	10	0	0	10	0	0	20	0	0	
8TH GRADE MALE	0	0	0	0	0	0	0	0	0	7	0	0	9	0	0	16	0	0	
8TH GRADE FEMALE	0	0	0	0	0	0	0	0	0	6	0	0	4	0	0	10	0	0	
8TH GRADE TOTAL	0	0	0	0	0	0	0	0	0	13	0	0	13	0	0	26	0	0	
9TH GRADE MALE	0	0	0	0	0	0	0	0	0	8	0	0	4	0	0	12	0	0	
9TH GRADE FEMALE	0	0	0	1	0	0	0	0	0	3	0	0	2	0	0	6	0	0	
9TH GRADE TOTAL	0	0	0	1	0	0	0	0	0	11	0	0	6	0	0	18	0	0	
10TH GRADE MALE	0	0	0	0	0	0	0	0	0	7	0	0	2	0	0	9	0	0	
10TH GRADE FEMALE	0	0	0	0	0	0	0	0	0	7	0	0	4	0	0	11	0	0	
10TH GRADE TOTAL	0	0	0	0	0	0	0	0	0	14	0	0	6	0	0	20	0	0	
11TH GRADE MALE	0	0	0	1	0	0	0	0	0	7	0	0	1	0	0	9	0	0	
11TH GRADE FEMALE	0	0	0	0	0	0	0	0	0	2	0	0	2	0	0	7	0	0	
11TH GRADE TOTAL	0	0	0	1	0	0	0	0	0	12	0	0	3	0	0	16	0	0	
12TH GRADE MALE	0	0	0	0	0	0	0	0	0	4	0	0	1	0	0	5	0	0	
12TH GRADE FEMALE	0	0	0	0	0	0	0	0	0	3	0	0	5	0	0	8	0	0	
12TH GRADE TOTAL	0	0	0	0	0	0	0	0	0	7	0	0	6	0	0	13	0	0	
DISTRICT TOTAL MALE	0	0	0	1	0	0	0	0	0	37	0	0	25	0	0	63	0	0	
DISTRICT TOTAL FEMALE	0	0	0	1	0	0	0	0	0	30	0	0	19	0	0	50	0	0	
DISTRICT TOTAL	0	0	0	2	0	0	0	0	0	67	0	0	44	0	0	113	0	0	
DISTRICT TOTALS (ALTERNATIVE SCHOOLS ONLY)																			
DISTRICT TOTAL MALE	0	0	0	0	0	0	0	0	0	0	0	0	0	0	0	0	0	0	
DISTRICT TOTAL FEMALE	0	0	0	0	0	0	0	0	0	0	0	0	0	0	0	0	0	0	
DISTRICT TOTAL	0	0	0	0	0	0	0	0	0	0	0	0	0	0	0	0	0	0	
DISTRICT:	1600		HOEHNE REORGANIZED 3																
DISTRICT TOTALS (INCLUDING ALTERNATIVE SCHOOLS)																			
7TH GRADE MALE	0	0	0	0	0	0	0	0	0	11	0	0	5	0	0	16	0	0	
7TH GRADE FEMALE	0	0	0	0	0	0	0	0	0	12	0	0	8	0	0	20	0	0	
7TH GRADE TOTAL	0	0	0	0	0	0	0	0	0	23	0	0	13	0	0	36	0	0	
8TH GRADE MALE	0	0	0	0	0	0	0	0	0	18	0	0	8	0	0	26	0	0	
8TH GRADE FEMALE	0	0	0	0	0	0	2	0	0	12	0	0	3	0	0	17	0	0	
8TH GRADE TOTAL	0	0	0	0	0	0	2	0	0	30	0	0	11	0	0	43	0	0	
9TH GRADE MALE	0	0	0	0	0	0	0	0	0	11	0	0	7	0	0	18	0	0	
9TH GRADE FEMALE	0	0	0	0	0	0	0	0	0	16	0	0	9	0	0	25	0	0	
9TH GRADE TOTAL	0	0	0	0	0	0	0	0	0	27	0	0	16	0	0	43	0	0	
10TH GRADE MALE	0	0	0	0	0	0	1	0	0	5	0	0	7	0	0	13	0	0	
10TH GRADE FEMALE	1	0	0	0	0	0	0	0	0	17	0	0	6	0	0	24	0	0	
10TH GRADE TOTAL	1	0	0	0	0	0	1	0	0	22	0	0	13	0	0	37	0	0	
11TH GRADE MALE	0	0	0	0	0	0	0	0	0	7	0	0	6	0	0	13	0	0	
11TH GRADE FEMALE	0	0	0	0	0	0	0	0	0	7	0	0	3	0	0	10	0	0	
11TH GRADE TOTAL	0	0	0	0	0	0	0	0	0	14	0	0	9	0	0	23	0	0	
12TH GRADE MALE	0	0	0	1	0	0	0	0	0	3	1	33.3	7	1	14.3	11	2	18.2	
12TH GRADE FEMALE	0	0	0	0	0	0	0	0	0	10	0	0	5	0	0	15	0	0	
12TH GRADE TOTAL	0	0	0	1	0	0	0	0	0	13	1	7.7	12	1	8.3	26	2	7.7	



8/17/2006 COLORADO DEPARTMENT OF EDUCATION
 2004-2005 STATE DROPOUT COUNTS BY DISTRICT

	AMERICAN INDIAN OR ALASKAN NATIVE	AMERICAN INDIAN OR ALASKAN NATIVE	AMERICAN INDIAN OR ALASKAN NATIVE	ASIAN PACIFIC ISLANDER	ASIAN PACIFIC ISLANDER	ASIAN PACIFIC ISLANDER	BLACK NOT OF HISPANIC ORIGIN	BLACK NOT OF HISPANIC ORIGIN	BLACK NOT OF HISPANIC ORIGIN	WHITE NOT OF HISPANIC ORIGIN	WHITE NOT OF HISPANIC ORIGIN	WHITE NOT OF HISPANIC ORIGIN	HISPANIC	HISPANIC	HISPANIC	TOTALS	TOTALS	TOTALS
	PUPIL COUNT	DROPOUTS	DROPOUT RATE	PUPIL COUNT	DROPOUTS	DROPOUT RATE	PUPIL COUNT	DROPOUTS	DROPOUT RATE	PUPIL COUNT	DROPOUTS	DROPOUT RATE	PUPIL COUNT	DROPOUTS	DROPOUT RATE	PUPIL COUNT	DROPOUTS	DROPOUT RATE
DISTRICT TOTAL MALE	0	0	0	1	0	0	1	0	0	55	1	1.8	40	1	2.5	97	2	2.1
DISTRICT TOTAL FEMALE	1	0	0	0	0	0	2	0	0	74	0	0	34	0	0	111	0	0
DISTRICT TOTAL	1	0	0	1	0	0	3	0	0	129	1	0.8	74	1	1.4	208	2	1
DISTRICT TOTALS (EXCLUDING ALTERNATIVE SCHOOLS)																		
7TH GRADE MALE	0	0	0	0	0	0	0	0	0	11	0	0	5	0	0	16	0	0
7TH GRADE FEMALE	0	0	0	0	0	0	0	0	0	12	0	0	8	0	0	20	0	0
7TH GRADE TOTAL	0	0	0	0	0	0	0	0	0	23	0	0	13	0	0	36	0	0
8TH GRADE MALE	0	0	0	0	0	0	0	0	0	18	0	0	8	0	0	26	0	0
8TH GRADE FEMALE	0	0	0	0	0	0	2	0	0	12	0	0	3	0	0	17	0	0
8TH GRADE TOTAL	0	0	0	0	0	0	2	0	0	30	0	0	11	0	0	43	0	0
9TH GRADE MALE	0	0	0	0	0	0	0	0	0	11	0	0	7	0	0	18	0	0
9TH GRADE FEMALE	0	0	0	0	0	0	0	0	0	16	0	0	9	0	0	25	0	0
9TH GRADE TOTAL	0	0	0	0	0	0	0	0	0	27	0	0	16	0	0	43	0	0
10TH GRADE MALE	0	0	0	0	0	0	1	0	0	5	0	0	7	0	0	13	0	0
10TH GRADE FEMALE	1	0	0	0	0	0	0	0	0	17	0	0	6	0	0	24	0	0
10TH GRADE TOTAL	1	0	0	0	0	0	1	0	0	22	0	0	13	0	0	37	0	0
11TH GRADE MALE	0	0	0	0	0	0	0	0	0	7	0	0	6	0	0	13	0	0
11TH GRADE FEMALE	0	0	0	0	0	0	0	0	0	7	0	0	3	0	0	10	0	0
11TH GRADE TOTAL	0	0	0	0	0	0	0	0	0	14	0	0	9	0	0	23	0	0
12TH GRADE MALE	0	0	0	1	0	0	0	0	0	3	1	33.3	7	1	14.3	11	2	18.2
12TH GRADE FEMALE	0	0	0	0	0	0	0	0	0	10	0	0	5	0	0	15	0	0
12TH GRADE TOTAL	0	0	0	1	0	0	0	0	0	13	1	7.7	12	1	8.3	26	2	7.7
DISTRICT TOTAL MALE	0	0	0	1	0	0	1	0	0	55	1	1.8	40	1	2.5	97	2	2.1
DISTRICT TOTAL FEMALE	1	0	0	0	0	0	2	0	0	74	0	0	34	0	0	111	0	0
DISTRICT TOTAL	1	0	0	1	0	0	3	0	0	129	1	0.8	74	1	1.4	208	2	1
DISTRICT TOTALS (ALTERNATIVE SCHOOLS ONLY)																		
DISTRICT TOTAL MALE	0	0	0	0	0	0	0	0	0	0	0	0	0	0	0	0	0	0
DISTRICT TOTAL FEMALE	0	0	0	0	0	0	0	0	0	0	0	0	0	0	0	0	0	0
DISTRICT TOTAL	0	0	0	0	0	0	0	0	0	0	0	0	0	0	0	0	0	0
DISTRICT: 1620 AGUILAR REORGANIZED 6																		
DISTRICT TOTALS (INCLUDING ALTERNATIVE SCHOOLS)																		
7TH GRADE MALE	0	0	0	0	0	0	0	0	0	6	0	0	3	0	0	9	0	0
7TH GRADE FEMALE	0	0	0	0	0	0	0	0	0	3	0	0	7	0	0	10	0	0
7TH GRADE TOTAL	0	0	0	0	0	0	0	0	0	9	0	0	10	0	0	19	0	0
8TH GRADE MALE	0	0	0	0	0	0	0	0	0	3	0	0	5	0	0	8	0	0
8TH GRADE FEMALE	0	0	0	0	0	0	0	0	0	6	0	0	1	0	0	7	0	0
8TH GRADE TOTAL	0	0	0	0	0	0	0	0	0	9	0	0	6	0	0	15	0	0
9TH GRADE MALE	0	0	0	0	0	0	1	0	0	5	0	0	5	0	0	11	0	0
9TH GRADE FEMALE	0	0	0	0	0	0	0	0	0	4	0	0	2	0	0	6	0	0
9TH GRADE TOTAL	0	0	0	0	0	0	1	0	0	9	0	0	7	0	0	17	0	0
10TH GRADE MALE	0	0	0	0	0	0	0	0	0	6	0	0	3	0	0	9	0	0
10TH GRADE FEMALE	0	0	0	0	0	0	0	0	0	2	0	0	2	0	0	4	0	0
10TH GRADE TOTAL	0	0	0	0	0	0	0	0	0	8	0	0	5	0	0	13	0	0
11TH GRADE MALE	0	0	0	0	0	0	0	0	0	6	0	0	2	0	0	8	0	0
11TH GRADE FEMALE	0	0	0	0	0	0	0	0	0	1	0	0	5	0	0	6	0	0
11TH GRADE TOTAL	0	0	0	0	0	0	0	0	0	7	0	0	7	0	0	14	0	0
12TH GRADE MALE	0	0	0	0	0	0	0	0	0	2	0	0	3	0	0	5	0	0
12TH GRADE FEMALE	0	0	0	0	0	0	0	0	0	1	0	0	3	0	0	4	0	0
12TH GRADE TOTAL	0	0	0	0	0	0	0	0	0	3	0	0	6	0	0	9	0	0
DISTRICT TOTAL MALE	0	0	0	0	0	0	1	0	0	28	0	0	21	0	0	50	0	0
DISTRICT TOTAL FEMALE	0	0	0	0	0	0	0	0	0	17	0	0	20	0	0	37	0	0
DISTRICT TOTAL	0	0	0	0	0	0	1	0	0	45	0	0	41	0	0	87	0	0
DISTRICT TOTALS (EXCLUDING ALTERNATIVE SCHOOLS)																		



8/17/2006 COLORADO DEPARTMENT OF EDUCATION
2004-2005 STATE DROPOUT COUNTS BY DISTRICT


	AMERICAN INDIAN OR ALASKAN NATIVE	AMERICAN INDIAN OR ALASKAN NATIVE	AMERICAN INDIAN OR ALASKAN NATIVE	ASIAN PACIFIC ISLANDER	ASIAN PACIFIC ISLANDER	ASIAN PACIFIC ISLANDER	BLACK NOT OF HISPANIC ORIGIN	BLACK NOT OF HISPANIC ORIGIN	BLACK NOT OF HISPANIC ORIGIN	WHITE NOT OF HISPANIC ORIGIN	WHITE NOT OF HISPANIC ORIGIN	WHITE NOT OF HISPANIC ORIGIN	HISPANIC	HISPANIC	HISPANIC	TOTALS	TOTALS	TOTALS
	PUPIL COUNT	DROPOUTS	DROPOUT RATE	PUPIL COUNT	DROPOUTS	DROPOUT RATE	PUPIL COUNT	DROPOUTS	DROPOUT RATE	PUPIL COUNT	DROPOUTS	DROPOUT RATE	PUPIL COUNT	DROPOUTS	DROPOUT RATE	PUPIL COUNT	DROPOUTS	DROPOUT RATE
7TH GRADE MALE	0	0	0	0	0	0	0	0	0	6	0	0	3	0	0	9	0	0
7TH GRADE FEMALE	0	0	0	0	0	0	0	0	0	3	0	0	7	0	0	10	0	0
7TH GRADE TOTAL	0	0	0	0	0	0	0	0	0	9	0	0	10	0	0	19	0	0
8TH GRADE MALE	0	0	0	0	0	0	0	0	0	3	0	0	5	0	0	8	0	0
8TH GRADE FEMALE	0	0	0	0	0	0	0	0	0	6	0	0	1	0	0	7	0	0
8TH GRADE TOTAL	0	0	0	0	0	0	0	0	0	9	0	0	6	0	0	15	0	0
9TH GRADE MALE	0	0	0	0	0	0	1	0	0	5	0	0	5	0	0	11	0	0
9TH GRADE FEMALE	0	0	0	0	0	0	0	0	0	4	0	0	2	0	0	6	0	0
9TH GRADE TOTAL	0	0	0	0	0	0	1	0	0	9	0	0	7	0	0	17	0	0
10TH GRADE MALE	0	0	0	0	0	0	0	0	0	6	0	0	3	0	0	9	0	0
10TH GRADE FEMALE	0	0	0	0	0	0	0	0	0	2	0	0	2	0	0	4	0	0
10TH GRADE TOTAL	0	0	0	0	0	0	0	0	0	8	0	0	5	0	0	13	0	0
11TH GRADE MALE	0	0	0	0	0	0	0	0	0	6	0	0	2	0	0	8	0	0
11TH GRADE FEMALE	0	0	0	0	0	0	0	0	0	1	0	0	5	0	0	6	0	0
11TH GRADE TOTAL	0	0	0	0	0	0	0	0	0	7	0	0	7	0	0	14	0	0
12TH GRADE MALE	0	0	0	0	0	0	0	0	0	2	0	0	3	0	0	5	0	0
12TH GRADE FEMALE	0	0	0	0	0	0	0	0	0	1	0	0	3	0	0	4	0	0
12TH GRADE TOTAL	0	0	0	0	0	0	0	0	0	3	0	0	6	0	0	9	0	0
DISTRICT TOTAL MALE	0	0	0	0	0	0	1	0	0	28	0	0	21	0	0	50	0	0
DISTRICT TOTAL FEMALE	0	0	0	0	0	0	0	0	0	17	0	0	20	0	0	37	0	0
DISTRICT TOTAL	0	0	0	0	0	0	1	0	0	45	0	0	41	0	0	87	0	0
DISTRICT TOTALS (ALTERNATIVE SCHOOLS ONLY)																		
DISTRICT TOTAL MALE	0	0	0	0	0	0	0	0	0	0	0	0	0	0	0	0	0	0
DISTRICT TOTAL FEMALE	0	0	0	0	0	0	0	0	0	0	0	0	0	0	0	0	0	0
DISTRICT TOTAL	0	0	0	0	0	0	0	0	0	0	0	0	0	0	0	0	0	0
DISTRICT: 1750 BRANSON REORGANIZED 82																		
DISTRICT TOTALS (INCLUDING ALTERNATIVE SCHOOLS)																		
7TH GRADE MALE	0	0	0	1	0	0	0	0	0	43	14	32.6	8	2	25	52	16	30.8
7TH GRADE FEMALE	1	0	0	0	0	0	2	0	0	47	11	23.4	11	6	54.5	61	17	27.9
7TH GRADE TOTAL	1	0	0	1	0	0	2	0	0	90	25	27.8	19	8	42.1	113	33	29.2
8TH GRADE MALE	0	0	0	0	0	0	3	0	0	51	13	25.5	15	9	60	69	22	31.9
8TH GRADE FEMALE	0	0	0	0	0	0	0	0	0	49	25	51	14	4	28.6	63	29	46
8TH GRADE TOTAL	0	0	0	0	0	0	3	0	0	100	38	38	29	13	44.8	132	51	38.6
9TH GRADE MALE	1	1	100	0	0	0	5	2	40	110	42	38.2	26	11	42.3	142	56	39.4
9TH GRADE FEMALE	1	0	0	1	1	100	2	2	100	97	38	39.2	35	17	48.6	136	58	42.6
9TH GRADE TOTAL	2	1	50	1	1	100	7	4	57.1	207	80	38.6	61	28	45.9	278	114	41
10TH GRADE MALE	3	1	33.3	2	1	50	2	0	0	86	33	38.4	19	8	42.1	112	43	38.4
10TH GRADE FEMALE	0	0	0	0	0	0	2	1	50	95	42	44.2	33	18	54.5	130	61	46.9
10TH GRADE TOTAL	3	1	33.3	2	1	50	4	1	25	181	75	41.4	52	26	50	242	104	43
11TH GRADE MALE	1	1	100	1	0	0	1	0	0	55	23	41.8	14	5	35.7	72	29	40.3
11TH GRADE FEMALE	0	0	0	0	0	0	0	0	0	71	25	35.2	21	13	61.9	92	38	41.3
11TH GRADE TOTAL	1	1	100	1	0	0	1	0	0	126	48	38.1	35	18	51.4	164	67	40.9
12TH GRADE MALE	0	0	0	0	0	0	1	0	0	29	11	37.9	7	3	42.9	37	14	37.8
12TH GRADE FEMALE	0	0	0	0	0	0	2	1	50	43	14	32.6	6	1	16.7	51	16	31.4
12TH GRADE TOTAL	0	0	0	0	0	0	3	1	33.3	72	25	34.7	13	4	30.8	88	30	34.1
DISTRICT TOTAL MALE	5	3	60	4	1	25	12	2	16.7	374	136	36.4	89	38	42.7	484	180	37.2
DISTRICT TOTAL FEMALE	2	0	0	1	1	100	8	4	50	402	155	38.6	120	59	49.2	533	219	41.1
DISTRICT TOTAL	7	3	42.9	5	2	40	20	6	30	776	291	37.5	209	97	46.4	1,017	399	39.2
DISTRICT TOTALS (EXCLUDING ALTERNATIVE SCHOOLS)																		
7TH GRADE MALE	0	0	0	0	0	0	0	0	0	2	0	0	0	0	0	2	0	0
7TH GRADE FEMALE	0	0	0	0	0	0	0	0	0	4	1	25	0	0	0	4	1	25
7TH GRADE TOTAL	0	0	0	0	0	0	0	0	0	6	1	16.7	0	0	0	6	1	16.7
8TH GRADE MALE	0	0	0	0	0	0	0	0	0	6	0	0	0	0	0	6	0	0

8/17/2006 COLORADO DEPARTMENT OF EDUCATION
2004-2005 STATE DROPOUT COUNTS BY DISTRICT

	AMERICAN INDIAN OR ALASKAN NATIVE	AMERICAN INDIAN OR ALASKAN NATIVE	AMERICAN INDIAN OR ALASKAN NATIVE	ASIAN PACIFIC ISLANDER	ASIAN PACIFIC ISLANDER	ASIAN PACIFIC ISLANDER	BLACK NOT OF HISPANIC ORIGIN	BLACK NOT OF HISPANIC ORIGIN	BLACK NOT OF HISPANIC ORIGIN	WHITE NOT OF HISPANIC ORIGIN	WHITE NOT OF HISPANIC ORIGIN	WHITE NOT OF HISPANIC ORIGIN	HISPANIC	HISPANIC	HISPANIC	TOTALS	TOTALS	TOTALS	
	PUPIL COUNT	DROPOUTS	DROPOUT RATE	PUPIL COUNT	DROPOUTS	DROPOUT RATE	PUPIL COUNT	DROPOUTS	DROPOUT RATE	PUPIL COUNT	DROPOUTS	DROPOUT RATE	PUPIL COUNT	DROPOUTS	DROPOUT RATE	PUPIL COUNT	DROPOUTS	DROPOUT RATE	
8TH GRADE FEMALE	0	0	0	0	0	0	0	0	0	0	0	0	0	0	0	0	0	0	
8TH GRADE TOTAL	0	0	0	0	0	0	0	0	0	6	0	0	0	0	0	6	0	0	
9TH GRADE MALE	0	0	0	0	0	0	0	0	0	3	0	0	0	0	0	3	0	0	
9TH GRADE FEMALE	0	0	0	0	0	0	0	0	0	2	1	50	0	0	0	2	1	50	
9TH GRADE TOTAL	0	0	0	0	0	0	0	0	0	5	1	20	0	0	0	5	1	20	
10TH GRADE MALE	0	0	0	0	0	0	0	0	0	3	0	0	1	0	0	4	0	0	
10TH GRADE FEMALE	0	0	0	0	0	0	0	0	0	0	0	0	0	0	0	0	0	0	
10TH GRADE TOTAL	0	0	0	0	0	0	0	0	0	3	0	0	1	0	0	4	0	0	
11TH GRADE MALE	0	0	0	0	0	0	0	0	0	6	0	0	1	0	0	7	0	0	
11TH GRADE FEMALE	0	0	0	0	0	0	0	0	0	3	0	0	0	0	0	3	0	0	
11TH GRADE TOTAL	0	0	0	0	0	0	0	0	0	9	0	0	1	0	0	10	0	0	
12TH GRADE MALE	0	0	0	0	0	0	0	0	0	2	0	0	0	0	0	2	0	0	
12TH GRADE FEMALE	0	0	0	0	0	0	0	0	0	4	0	0	0	0	0	4	0	0	
12TH GRADE TOTAL	0	0	0	0	0	0	0	0	0	6	0	0	0	0	0	6	0	0	
DISTRICT TOTAL MALE	0	0	0	0	0	0	0	0	0	22	0	0	2	0	0	24	0	0	
DISTRICT TOTAL FEMALE	0	0	0	0	0	0	0	0	0	13	2	15.4	0	0	0	13	2	15.4	
DISTRICT TOTAL	0	0	0	0	0	0	0	0	0	35	2	5.7	2	0	0	37	2	5.4	
DISTRICT TOTALS (ALTERNATIVE SCHOOLS ONLY)																			
7TH GRADE MALE	0	0	0	1	0	0	0	0	0	41	14	34.1	8	2	25	50	16	32	
7TH GRADE FEMALE	1	0	0	0	0	0	2	0	0	43	10	23.3	11	6	54.5	57	16	28.1	
7TH GRADE TOTAL	1	0	0	1	0	0	2	0	0	84	24	28.6	19	8	42.1	107	32	29.9	
8TH GRADE MALE	0	0	0	0	0	0	3	0	0	45	13	28.9	15	9	60	63	22	34.9	
8TH GRADE FEMALE	0	0	0	0	0	0	0	0	0	49	25	51	14	4	28.6	63	29	46	
8TH GRADE TOTAL	0	0	0	0	0	0	3	0	0	94	38	40.4	29	13	44.8	126	51	40.5	
9TH GRADE MALE	1	1	100	0	0	0	5	2	40	107	42	39.3	26	11	42.3	139	56	40.3	
9TH GRADE FEMALE	1	0	0	1	1	100	2	2	100	95	37	38.9	35	17	48.6	134	57	42.5	
9TH GRADE TOTAL	2	1	50	1	1	100	7	4	57.1	202	79	39.1	61	28	45.9	273	113	41.4	
10TH GRADE MALE	3	1	33.3	2	1	50	2	0	0	83	33	39.8	18	8	44.4	108	43	39.8	
10TH GRADE FEMALE	0	0	0	0	0	0	2	1	50	95	42	44.2	33	18	54.5	130	61	46.9	
10TH GRADE TOTAL	3	1	33.3	2	1	50	4	1	25	178	75	42.1	51	26	51	238	104	43.7	
11TH GRADE MALE	1	1	100	1	0	0	1	0	0	49	23	46.9	13	5	38.5	65	29	44.6	
11TH GRADE FEMALE	0	0	0	0	0	0	0	0	0	68	25	36.8	21	13	61.9	89	38	42.7	
11TH GRADE TOTAL	1	1	100	1	0	0	1	0	0	117	48	41	34	18	52.9	154	67	43.5	
12TH GRADE MALE	0	0	0	0	0	0	1	0	0	27	11	40.7	7	3	42.9	35	14	40	
12TH GRADE FEMALE	0	0	0	0	0	0	2	1	50	39	14	35.9	6	1	16.7	47	16	34	
12TH GRADE TOTAL	0	0	0	0	0	0	3	1	33.3	66	25	37.9	13	4	30.8	82	30	36.6	
DISTRICT TOTAL MALE	5	3	60	4	1	25	12	2	16.7	352	136	38.6	87	38	43.7	460	180	39.1	
DISTRICT TOTAL FEMALE	2	0	0	1	1	100	8	4	50	389	153	39.3	120	59	49.2	520	217	41.7	
DISTRICT TOTAL	7	3	42.9	5	2	40	20	6	30	741	289	39	207	97	46.9	980	397	40.5	
DISTRICT: 1760 KIM REORGANIZED 88																			
DISTRICT TOTALS (INCLUDING ALTERNATIVE SCHOOLS)																			
7TH GRADE MALE	0	0	0	0	0	0	0	0	0	2	0	0	0	0	0	2	0	0	
7TH GRADE FEMALE	0	0	0	0	0	0	0	0	0	6	0	0	0	0	0	6	0	0	
7TH GRADE TOTAL	0	0	0	0	0	0	0	0	0	8	0	0	0	0	0	8	0	0	
8TH GRADE MALE	0	0	0	0	0	0	0	0	0	2	0	0	0	0	0	2	0	0	
8TH GRADE FEMALE	0	0	0	0	0	0	0	0	0	2	0	0	0	0	0	2	0	0	
8TH GRADE TOTAL	0	0	0	0	0	0	0	0	0	4	0	0	0	0	0	4	0	0	
9TH GRADE MALE	0	0	0	0	0	0	0	0	0	0	0	0	0	0	0	0	0	0	
9TH GRADE FEMALE	0	0	0	0	0	0	0	0	0	4	0	0	0	0	0	4	0	0	
9TH GRADE TOTAL	0	0	0	0	0	0	0	0	0	4	0	0	0	0	0	4	0	0	
10TH GRADE MALE	0	0	0	0	0	0	0	0	0	5	0	0	0	0	0	5	0	0	
10TH GRADE FEMALE	0	0	0	0	0	0	0	0	0	3	0	0	0	0	0	3	0	0	
10TH GRADE TOTAL	0	0	0	0	0	0	0	0	0	8	0	0	0	0	0	8	0	0	

8/17/2006 COLORADO DEPARTMENT OF EDUCATION
2004-2005 STATE DROPOUT COUNTS BY DISTRICT

	AMERICAN INDIAN OR ALASKAN NATIVE	AMERICAN INDIAN OR ALASKAN NATIVE	AMERICAN INDIAN OR ALASKAN NATIVE	ASIAN PACIFIC ISLANDER	ASIAN PACIFIC ISLANDER	ASIAN PACIFIC ISLANDER	BLACK NOT OF HISPANIC ORIGIN	BLACK NOT OF HISPANIC ORIGIN	BLACK NOT OF HISPANIC ORIGIN	WHITE NOT OF HISPANIC ORIGIN	WHITE NOT OF HISPANIC ORIGIN	WHITE NOT OF HISPANIC ORIGIN	HISPANIC	HISPANIC	HISPANIC	TOTALS	TOTALS	TOTALS	
	PUPIL COUNT	DROPOUTS	DROPOUT RATE	PUPIL COUNT	DROPOUTS	DROPOUT RATE	PUPIL COUNT	DROPOUTS	DROPOUT RATE	PUPIL COUNT	DROPOUTS	DROPOUT RATE	PUPIL COUNT	DROPOUTS	DROPOUT RATE	PUPIL COUNT	DROPOUTS	DROPOUT RATE	
11TH GRADE MALE	0	0	0	0	0	0	0	0	0	2	0	0	1	0	0	3	0	0	
11TH GRADE FEMALE	0	0	0	0	0	0	0	0	0	4	0	0	0	0	0	4	0	0	
11TH GRADE TOTAL	0	0	0	0	0	0	0	0	0	6	0	0	1	0	0	7	0	0	
12TH GRADE MALE	0	0	0	0	0	0	0	0	0	3	0	0	0	0	0	3	0	0	
12TH GRADE FEMALE	0	0	0	0	0	0	0	0	0	1	0	0	0	0	0	1	0	0	
12TH GRADE TOTAL	0	0	0	0	0	0	0	0	0	4	0	0	0	0	0	4	0	0	
DISTRICT TOTAL MALE	0	0	0	0	0	0	0	0	0	14	0	0	1	0	0	15	0	0	
DISTRICT TOTAL FEMALE	0	0	0	0	0	0	0	0	0	20	0	0	0	0	0	20	0	0	
DISTRICT TOTAL	0	0	0	0	0	0	0	0	0	34	0	0	1	0	0	35	0	0	
DISTRICT TOTALS (EXCLUDING ALTERNATIVE SCHOOLS)																			
7TH GRADE MALE	0	0	0	0	0	0	0	0	0	2	0	0	0	0	0	2	0	0	
7TH GRADE FEMALE	0	0	0	0	0	0	0	0	0	6	0	0	0	0	0	6	0	0	
7TH GRADE TOTAL	0	0	0	0	0	0	0	0	0	8	0	0	0	0	0	8	0	0	
8TH GRADE MALE	0	0	0	0	0	0	0	0	0	2	0	0	0	0	0	2	0	0	
8TH GRADE FEMALE	0	0	0	0	0	0	0	0	0	2	0	0	0	0	0	2	0	0	
8TH GRADE TOTAL	0	0	0	0	0	0	0	0	0	4	0	0	0	0	0	4	0	0	
9TH GRADE MALE	0	0	0	0	0	0	0	0	0	0	0	0	0	0	0	0	0	0	
9TH GRADE FEMALE	0	0	0	0	0	0	0	0	0	4	0	0	0	0	0	4	0	0	
9TH GRADE TOTAL	0	0	0	0	0	0	0	0	0	4	0	0	0	0	0	4	0	0	
10TH GRADE MALE	0	0	0	0	0	0	0	0	0	5	0	0	0	0	0	5	0	0	
10TH GRADE FEMALE	0	0	0	0	0	0	0	0	0	3	0	0	0	0	0	3	0	0	
10TH GRADE TOTAL	0	0	0	0	0	0	0	0	0	8	0	0	0	0	0	8	0	0	
11TH GRADE MALE	0	0	0	0	0	0	0	0	0	2	0	0	1	0	0	3	0	0	
11TH GRADE FEMALE	0	0	0	0	0	0	0	0	0	4	0	0	0	0	0	4	0	0	
11TH GRADE TOTAL	0	0	0	0	0	0	0	0	0	6	0	0	1	0	0	7	0	0	
12TH GRADE MALE	0	0	0	0	0	0	0	0	0	3	0	0	0	0	0	3	0	0	
12TH GRADE FEMALE	0	0	0	0	0	0	0	0	0	1	0	0	0	0	0	1	0	0	
12TH GRADE TOTAL	0	0	0	0	0	0	0	0	0	4	0	0	0	0	0	4	0	0	
DISTRICT TOTAL MALE	0	0	0	0	0	0	0	0	0	14	0	0	1	0	0	15	0	0	
DISTRICT TOTAL FEMALE	0	0	0	0	0	0	0	0	0	20	0	0	0	0	0	20	0	0	
DISTRICT TOTAL	0	0	0	0	0	0	0	0	0	34	0	0	1	0	0	35	0	0	
DISTRICT TOTALS (ALTERNATIVE SCHOOLS ONLY)																			
DISTRICT TOTAL MALE	0	0	0	0	0	0	0	0	0	0	0	0	0	0	0	0	0	0	
DISTRICT TOTAL FEMALE	0	0	0	0	0	0	0	0	0	0	0	0	0	0	0	0	0	0	
DISTRICT TOTAL	0	0	0	0	0	0	0	0	0	0	0	0	0	0	0	0	0	0	
COUNTY	37		LINCOLN																
DISTRICT:	1780		GENOA-HUGO C113																
DISTRICT TOTALS (INCLUDING ALTERNATIVE SCHOOLS)																			
7TH GRADE MALE	0	0	0	0	0	0	0	0	0	6	0	0	0	0	0	6	0	0	
7TH GRADE FEMALE	0	0	0	0	0	0	0	0	0	7	0	0	2	0	0	9	0	0	
7TH GRADE TOTAL	0	0	0	0	0	0	0	0	0	13	0	0	2	0	0	15	0	0	
8TH GRADE MALE	0	0	0	0	0	0	0	0	0	7	0	0	0	0	0	7	0	0	
8TH GRADE FEMALE	0	0	0	0	0	0	0	0	0	15	0	0	1	0	0	16	0	0	
8TH GRADE TOTAL	0	0	0	0	0	0	0	0	0	22	0	0	1	0	0	23	0	0	
9TH GRADE MALE	0	0	0	0	0	0	0	0	0	13	1	7.7	1	0	0	14	1	7.1	
9TH GRADE FEMALE	0	0	0	0	0	0	0	0	0	7	1	14.3	1	0	0	8	1	12.5	
9TH GRADE TOTAL	0	0	0	0	0	0	0	0	0	20	2	10	2	0	0	22	2	9.1	
10TH GRADE MALE	0	0	0	0	0	0	0	0	0	8	0	0	0	0	0	8	0	0	
10TH GRADE FEMALE	0	0	0	0	0	0	0	0	0	6	0	0	1	0	0	7	0	0	
10TH GRADE TOTAL	0	0	0	0	0	0	0	0	0	14	0	0	1	0	0	15	0	0	
11TH GRADE MALE	0	0	0	0	0	0	0	0	0	4	0	0	0	0	0	4	0	0	
11TH GRADE FEMALE	0	0	0	0	0	0	1	1	100	3	0	0	0	0	0	4	1	25	
11TH GRADE TOTAL	0	0	0	0	0	0	1	1	100	7	0	0	0	0	0	8	1	12.5	




8/17/2006 COLORADO DEPARTMENT OF EDUCATION
2004-2005 STATE DROPOUT COUNTS BY DISTRICT

	AMERICAN INDIAN OR ALASKAN NATIVE	AMERICAN INDIAN OR ALASKAN NATIVE	AMERICAN INDIAN OR ALASKAN NATIVE	ASIAN PACIFIC ISLANDER	ASIAN PACIFIC ISLANDER	ASIAN PACIFIC ISLANDER	BLACK NOT OF HISPANIC ORIGIN	BLACK NOT OF HISPANIC ORIGIN	BLACK NOT OF HISPANIC ORIGIN	WHITE NOT OF HISPANIC ORIGIN	WHITE NOT OF HISPANIC ORIGIN	WHITE NOT OF HISPANIC ORIGIN	HISPANIC	HISPANIC	HISPANIC	TOTALS	TOTALS	TOTALS	
	PUPIL COUNT	DROPOUTS	DROPOUT RATE	PUPIL COUNT	DROPOUTS	DROPOUT RATE	PUPIL COUNT	DROPOUTS	DROPOUT RATE	PUPIL COUNT	DROPOUTS	DROPOUT RATE	PUPIL COUNT	DROPOUTS	DROPOUT RATE	PUPIL COUNT	DROPOUTS	DROPOUT RATE	
12TH GRADE MALE	0	0	0	0	0	0	0	0	0	9	1	11.1	1	0	0	10	1	10	
12TH GRADE FEMALE	0	0	0	0	0	0	0	0	0	10	0	0	0	0	0	10	0	0	
12TH GRADE TOTAL	0	0	0	0	0	0	0	0	0	19	1	5.3	1	0	0	20	1	5	
DISTRICT TOTAL MALE	0	0	0	0	0	0	0	0	0	47	2	4.3	2	0	0	49	2	4.1	
DISTRICT TOTAL FEMALE	0	0	0	0	0	0	1	1	100	48	1	2.1	5	0	0	54	2	3.7	
DISTRICT TOTAL	0	0	0	0	0	0	1	1	100	95	3	3.2	7	0	0	103	4	3.9	
DISTRICT TOTALS (EXCLUDING ALTERNATIVE SCHOOLS)																			
7TH GRADE MALE	0	0	0	0	0	0	0	0	0	6	0	0	0	0	0	6	0	0	
7TH GRADE FEMALE	0	0	0	0	0	0	0	0	0	7	0	0	2	0	0	9	0	0	
7TH GRADE TOTAL	0	0	0	0	0	0	0	0	0	13	0	0	2	0	0	15	0	0	
8TH GRADE MALE	0	0	0	0	0	0	0	0	0	7	0	0	0	0	0	7	0	0	
8TH GRADE FEMALE	0	0	0	0	0	0	0	0	0	15	0	0	1	0	0	16	0	0	
8TH GRADE TOTAL	0	0	0	0	0	0	0	0	0	22	0	0	1	0	0	23	0	0	
9TH GRADE MALE	0	0	0	0	0	0	0	0	0	13	1	7.7	1	0	0	14	1	7.1	
9TH GRADE FEMALE	0	0	0	0	0	0	0	0	0	7	1	14.3	1	0	0	8	1	12.5	
9TH GRADE TOTAL	0	0	0	0	0	0	0	0	0	20	2	10	2	0	0	22	2	9.1	
10TH GRADE MALE	0	0	0	0	0	0	0	0	0	8	0	0	0	0	0	8	0	0	
10TH GRADE FEMALE	0	0	0	0	0	0	0	0	0	6	0	0	1	0	0	7	0	0	
10TH GRADE TOTAL	0	0	0	0	0	0	0	0	0	14	0	0	1	0	0	15	0	0	
11TH GRADE MALE	0	0	0	0	0	0	0	0	0	4	0	0	0	0	0	4	0	0	
11TH GRADE FEMALE	0	0	0	0	0	0	1	1	100	3	0	0	0	0	0	4	1	25	
11TH GRADE TOTAL	0	0	0	0	0	0	1	1	100	7	0	0	0	0	0	8	1	12.5	
12TH GRADE MALE	0	0	0	0	0	0	0	0	0	9	1	11.1	1	0	0	10	1	10	
12TH GRADE FEMALE	0	0	0	0	0	0	0	0	0	10	0	0	0	0	0	10	0	0	
12TH GRADE TOTAL	0	0	0	0	0	0	0	0	0	19	1	5.3	1	0	0	20	1	5	
DISTRICT TOTAL MALE	0	0	0	0	0	0	0	0	0	47	2	4.3	2	0	0	49	2	4.1	
DISTRICT TOTAL FEMALE	0	0	0	0	0	0	1	1	100	48	1	2.1	5	0	0	54	2	3.7	
DISTRICT TOTAL	0	0	0	0	0	0	1	1	100	95	3	3.2	7	0	0	103	4	3.9	
DISTRICT TOTALS (ALTERNATIVE SCHOOLS ONLY)																			
DISTRICT TOTAL MALE	0	0	0	0	0	0	0	0	0	0	0	0	0	0	0	0	0	0	
DISTRICT TOTAL FEMALE	0	0	0	0	0	0	0	0	0	0	0	0	0	0	0	0	0	0	
DISTRICT TOTAL	0	0	0	0	0	0	0	0	0	0	0	0	0	0	0	0	0	0	
DISTRICT: 1790 LIMON RE-4J																			
DISTRICT TOTALS (INCLUDING ALTERNATIVE SCHOOLS)																			
7TH GRADE MALE	2	0	0	0	0	0	0	0	0	11	0	0	2	0	0	15	0	0	
7TH GRADE FEMALE	0	0	0	0	0	0	0	0	0	16	0	0	3	0	0	19	0	0	
7TH GRADE TOTAL	2	0	0	0	0	0	0	0	0	27	0	0	5	0	0	34	0	0	
8TH GRADE MALE	0	0	0	0	0	0	1	0	0	21	0	0	2	0	0	24	0	0	
8TH GRADE FEMALE	0	0	0	0	0	0	0	0	0	22	0	0	2	0	0	24	0	0	
8TH GRADE TOTAL	0	0	0	0	0	0	1	0	0	43	0	0	4	0	0	48	0	0	
9TH GRADE MALE	0	0	0	1	0	0	0	0	0	23	0	0	2	0	0	26	0	0	
9TH GRADE FEMALE	0	0	0	0	0	0	0	0	0	28	0	0	1	0	0	29	0	0	
9TH GRADE TOTAL	0	0	0	1	0	0	0	0	0	51	0	0	3	0	0	55	0	0	
10TH GRADE MALE	0	0	0	0	0	0	0	0	0	22	0	0	2	0	0	24	0	0	
10TH GRADE FEMALE	1	0	0	2	0	0	0	0	0	19	0	0	6	0	0	28	0	0	
10TH GRADE TOTAL	1	0	0	2	0	0	0	0	0	41	0	0	8	0	0	52	0	0	
11TH GRADE MALE	0	0	0	0	0	0	0	0	0	33	0	0	3	0	0	36	0	0	
11TH GRADE FEMALE	0	0	0	0	0	0	0	0	0	17	2	11.8	1	0	0	18	2	11.1	
11TH GRADE TOTAL	0	0	0	0	0	0	0	0	0	50	2	4	4	0	0	54	2	3.7	
12TH GRADE MALE	0	0	0	0	0	0	0	0	0	30	0	0	2	0	0	32	0	0	
12TH GRADE FEMALE	0	0	0	0	0	0	0	0	0	26	0	0	4	0	0	30	0	0	
12TH GRADE TOTAL	0	0	0	0	0	0	0	0	0	56	0	0	6	0	0	62	0	0	
DISTRICT TOTAL MALE	2	0	0	1	0	0	1	0	0	140	0	0	13	0	0	157	0	0	


8/17/2006 COLORADO DEPARTMENT OF EDUCATION
2004-2005 STATE DROPOUT COUNTS BY DISTRICT

	AMERICAN INDIAN OR ALASKAN NATIVE	AMERICAN INDIAN OR ALASKAN NATIVE	AMERICAN INDIAN OR ALASKAN NATIVE	ASIAN PACIFIC ISLANDER	ASIAN PACIFIC ISLANDER	ASIAN PACIFIC ISLANDER	BLACK NOT OF HISPANIC ORIGIN	BLACK NOT OF HISPANIC ORIGIN	BLACK NOT OF HISPANIC ORIGIN	WHITE NOT OF HISPANIC ORIGIN	WHITE NOT OF HISPANIC ORIGIN	WHITE NOT OF HISPANIC ORIGIN	HISPANIC	HISPANIC	HISPANIC	TOTALS	TOTALS	TOTALS	
	PUPIL COUNT	DROPOUTS	DROPOUT RATE	PUPIL COUNT	DROPOUTS	DROPOUT RATE	PUPIL COUNT	DROPOUTS	DROPOUT RATE	PUPIL COUNT	DROPOUTS	DROPOUT RATE	PUPIL COUNT	DROPOUTS	DROPOUT RATE	PUPIL COUNT	DROPOUTS	DROPOUT RATE	
DISTRICT TOTAL FEMALE	1	0	0	2	0	0	0	0	0	128	2	1.6	17	0	0	148	2	1.4	
DISTRICT TOTAL	3	0	0	3	0	0	1	0	0	268	2	0.7	30	0	0	305	2	0.7	
DISTRICT TOTALS (EXCLUDING ALTERNATIVE SCHOOLS)																			
7TH GRADE MALE	2	0	0	0	0	0	0	0	0	11	0	0	2	0	0	15	0	0	
7TH GRADE FEMALE	0	0	0	0	0	0	0	0	0	16	0	0	3	0	0	19	0	0	
7TH GRADE TOTAL	2	0	0	0	0	0	0	0	0	27	0	0	5	0	0	34	0	0	
8TH GRADE MALE	0	0	0	0	0	0	1	0	0	21	0	0	2	0	0	24	0	0	
8TH GRADE FEMALE	0	0	0	0	0	0	0	0	0	22	0	0	2	0	0	24	0	0	
8TH GRADE TOTAL	0	0	0	0	0	0	1	0	0	43	0	0	4	0	0	48	0	0	
9TH GRADE MALE	0	0	0	1	0	0	0	0	0	23	0	0	2	0	0	26	0	0	
9TH GRADE FEMALE	0	0	0	0	0	0	0	0	0	28	0	0	1	0	0	29	0	0	
9TH GRADE TOTAL	0	0	0	1	0	0	0	0	0	51	0	0	3	0	0	55	0	0	
10TH GRADE MALE	0	0	0	0	0	0	0	0	0	22	0	0	2	0	0	24	0	0	
10TH GRADE FEMALE	1	0	0	2	0	0	0	0	0	19	0	0	6	0	0	28	0	0	
10TH GRADE TOTAL	1	0	0	2	0	0	0	0	0	41	0	0	8	0	0	52	0	0	
11TH GRADE MALE	0	0	0	0	0	0	0	0	0	33	0	0	3	0	0	36	0	0	
11TH GRADE FEMALE	0	0	0	0	0	0	0	0	0	17	2	11.8	1	0	0	18	2	11.1	
11TH GRADE TOTAL	0	0	0	0	0	0	0	0	0	50	2	4	4	0	0	54	2	3.7	
12TH GRADE MALE	0	0	0	0	0	0	0	0	0	30	0	0	2	0	0	32	0	0	
12TH GRADE FEMALE	0	0	0	0	0	0	0	0	0	26	0	0	4	0	0	30	0	0	
12TH GRADE TOTAL	0	0	0	0	0	0	0	0	0	56	0	0	6	0	0	62	0	0	
DISTRICT TOTAL MALE	2	0	0	1	0	0	1	0	0	140	0	0	13	0	0	157	0	0	
DISTRICT TOTAL FEMALE	1	0	0	2	0	0	0	0	0	128	2	1.6	17	0	0	148	2	1.4	
DISTRICT TOTAL	3	0	0	3	0	0	1	0	0	268	2	0.7	30	0	0	305	2	0.7	
DISTRICT TOTALS (ALTERNATIVE SCHOOLS ONLY)																			
DISTRICT TOTAL MALE	0	0	0	0	0	0	0	0	0	0	0	0	0	0	0	0	0	0	
DISTRICT TOTAL FEMALE	0	0	0	0	0	0	0	0	0	0	0	0	0	0	0	0	0	0	
DISTRICT TOTAL	0	0	0	0	0	0	0	0	0	0	0	0	0	0	0	0	0	0	
DISTRICT:	1810	KARVAL RE-23																	
DISTRICT TOTALS (INCLUDING ALTERNATIVE SCHOOLS)																			
7TH GRADE MALE	0	0	0	0	0	0	0	0	0	9	0	0	1	0	0	10	0	0	
7TH GRADE FEMALE	0	0	0	0	0	0	1	0	0	4	0	0	0	0	0	5	0	0	
7TH GRADE TOTAL	0	0	0	0	0	0	1	0	0	13	0	0	1	0	0	15	0	0	
8TH GRADE MALE	0	0	0	0	0	0	1	0	0	9	0	0	0	0	0	10	0	0	
8TH GRADE FEMALE	1	0	0	0	0	0	0	0	0	7	0	0	0	0	0	8	0	0	
8TH GRADE TOTAL	1	0	0	0	0	0	1	0	0	16	0	0	0	0	0	18	0	0	
9TH GRADE MALE	0	0	0	0	0	0	1	0	0	11	1	9.1	2	0	0	14	1	7.1	
9TH GRADE FEMALE	0	0	0	0	0	0	1	0	0	9	1	11.1	1	0	0	11	1	9.1	
9TH GRADE TOTAL	0	0	0	0	0	0	2	0	0	20	2	10	3	0	0	25	2	8	
10TH GRADE MALE	1	0	0	1	0	0	0	0	0	14	4	28.6	0	0	0	16	4	25	
10TH GRADE FEMALE	1	0	0	0	0	0	1	0	0	15	2	13.3	1	0	0	18	2	11.1	
10TH GRADE TOTAL	2	0	0	1	0	0	1	0	0	29	6	20.7	1	0	0	34	6	17.6	
11TH GRADE MALE	0	0	0	0	0	0	0	0	0	12	1	8.3	0	0	0	12	1	8.3	
11TH GRADE FEMALE	0	0	0	0	0	0	1	0	0	13	2	15.4	0	0	0	14	2	14.3	
11TH GRADE TOTAL	0	0	0	0	0	0	1	0	0	25	3	12	0	0	0	26	3	11.5	
12TH GRADE MALE	0	0	0	3	0	0	0	0	0	6	0	0	0	0	0	9	0	0	
12TH GRADE FEMALE	0	0	0	0	0	0	2	0	0	5	1	20	1	0	0	8	1	12.5	
12TH GRADE TOTAL	0	0	0	3	0	0	2	0	0	11	1	9.1	1	0	0	17	1	5.9	
DISTRICT TOTAL MALE	1	0	0	4	0	0	2	0	0	61	6	9.8	3	0	0	71	6	8.5	
DISTRICT TOTAL FEMALE	2	0	0	0	0	0	6	0	0	53	6	11.3	3	0	0	64	6	9.4	
DISTRICT TOTAL	3	0	0	4	0	0	8	0	0	114	12	10.5	6	0	0	135	12	8.9	
DISTRICT TOTALS (EXCLUDING ALTERNATIVE SCHOOLS)																			
7TH GRADE MALE	0	0	0	0	0	0	0	0	0	9	0	0	1	0	0	10	0	0	



8/17/2006 COLORADO DEPARTMENT OF EDUCATION
2004-2005 STATE DROPOUT COUNTS BY DISTRICT

	AMERICAN INDIAN OR ALASKAN NATIVE	AMERICAN INDIAN OR ALASKAN NATIVE	AMERICAN INDIAN OR ALASKAN NATIVE	ASIAN PACIFIC ISLANDER	ASIAN PACIFIC ISLANDER	ASIAN PACIFIC ISLANDER	BLACK NOT OF HISPANIC ORIGIN	BLACK NOT OF HISPANIC ORIGIN	BLACK NOT OF HISPANIC ORIGIN	WHITE NOT OF HISPANIC ORIGIN	WHITE NOT OF HISPANIC ORIGIN	WHITE NOT OF HISPANIC ORIGIN	HISPANIC	HISPANIC	HISPANIC	TOTALS	TOTALS	TOTALS
	PUPIL COUNT	DROPOUTS	DROPOUT RATE	PUPIL COUNT	DROPOUTS	DROPOUT RATE	PUPIL COUNT	DROPOUTS	DROPOUT RATE	PUPIL COUNT	DROPOUTS	DROPOUT RATE	PUPIL COUNT	DROPOUTS	DROPOUT RATE	PUPIL COUNT	DROPOUTS	DROPOUT RATE
7TH GRADE FEMALE	0	0	0	0	0	0	1	0	0	4	0	0	0	0	0	5	0	0
7TH GRADE TOTAL	0	0	0	0	0	0	1	0	0	13	0	0	1	0	0	15	0	0
8TH GRADE MALE	0	0	0	0	0	0	1	0	0	9	0	0	0	0	0	10	0	0
8TH GRADE FEMALE	1	0	0	0	0	0	0	0	0	7	0	0	0	0	0	8	0	0
8TH GRADE TOTAL	1	0	0	0	0	0	1	0	0	16	0	0	0	0	0	18	0	0
9TH GRADE MALE	0	0	0	0	0	0	1	0	0	11	1	9.1	2	0	0	14	1	7.1
9TH GRADE FEMALE	0	0	0	0	0	0	1	0	0	9	1	11.1	1	0	0	11	1	9.1
9TH GRADE TOTAL	0	0	0	0	0	0	2	0	0	20	2	10	3	0	0	25	2	8
10TH GRADE MALE	1	0	0	1	0	0	0	0	0	14	4	28.6	0	0	0	16	4	25
10TH GRADE FEMALE	1	0	0	0	0	0	1	0	0	15	2	13.3	1	0	0	18	2	11.1
10TH GRADE TOTAL	2	0	0	1	0	0	1	0	0	29	6	20.7	1	0	0	34	6	17.6
11TH GRADE MALE	0	0	0	0	0	0	0	0	0	12	1	8.3	0	0	0	12	1	8.3
11TH GRADE FEMALE	0	0	0	0	0	0	1	0	0	13	2	15.4	0	0	0	14	2	14.3
11TH GRADE TOTAL	0	0	0	0	0	0	1	0	0	25	3	12	0	0	0	26	3	11.5
12TH GRADE MALE	0	0	0	3	0	0	0	0	0	6	0	0	0	0	0	9	0	0
12TH GRADE FEMALE	0	0	0	0	0	0	2	0	0	5	1	20	1	0	0	8	1	12.5
12TH GRADE TOTAL	0	0	0	3	0	0	2	0	0	11	1	9.1	1	0	0	17	1	5.9
DISTRICT TOTAL MALE	1	0	0	4	0	0	2	0	0	61	6	9.8	3	0	0	71	6	8.5
DISTRICT TOTAL FEMALE	2	0	0	0	0	0	6	0	0	53	6	11.3	3	0	0	64	6	9.4
DISTRICT TOTAL	3	0	0	4	0	0	8	0	0	114	12	10.5	6	0	0	135	12	8.9
DISTRICT TOTALS (ALTERNATIVE SCHOOLS ONLY)																		
DISTRICT TOTAL MALE	0	0	0	0	0	0	0	0	0	0	0	0	0	0	0	0	0	0
DISTRICT TOTAL FEMALE	0	0	0	0	0	0	0	0	0	0	0	0	0	0	0	0	0	0
DISTRICT TOTAL	0	0	0	0	0	0	0	0	0	0	0	0	0	0	0	0	0	0
COUNTY	38	LOGAN																
DISTRICT:	1828	VALLEY RE-1																
DISTRICT TOTALS (INCLUDING ALTERNATIVE SCHOOLS)																		
7TH GRADE MALE	2	0	0	0	0	0	0	0	0	100	0	0	21	0	0	123	0	0
7TH GRADE FEMALE	1	0	0	0	0	0	3	0	0	78	0	0	15	1	6.7	97	1	1
7TH GRADE TOTAL	3	0	0	0	0	0	3	0	0	178	0	0	36	1	2.8	220	1	0.5
8TH GRADE MALE	1	0	0	1	0	0	1	0	0	91	0	0	19	1	5.3	113	1	0.9
8TH GRADE FEMALE	1	0	0	3	0	0	0	0	0	91	0	0	15	1	6.7	110	1	0.9
8TH GRADE TOTAL	2	0	0	4	0	0	1	0	0	182	0	0	34	2	5.9	223	2	0.9
9TH GRADE MALE	0	0	0	0	0	0	1	1	100	103	3	2.9	17	1	5.9	121	5	4.1
9TH GRADE FEMALE	0	0	0	2	0	0	0	0	0	92	4	4.3	24	0	0	118	4	3.4
9TH GRADE TOTAL	0	0	0	2	0	0	1	1	100	195	7	3.6	41	1	2.4	239	9	3.8
10TH GRADE MALE	3	2	66.7	0	0	0	0	0	0	87	6	6.9	20	2	10	110	10	9.1
10TH GRADE FEMALE	0	0	0	1	0	0	0	0	0	81	6	7.4	19	2	10.5	101	8	7.9
10TH GRADE TOTAL	3	2	66.7	1	0	0	0	0	0	168	12	7.1	39	4	10.3	211	18	8.5
11TH GRADE MALE	0	0	0	1	0	0	0	0	0	97	4	4.1	17	2	11.8	115	6	5.2
11TH GRADE FEMALE	1	0	0	0	0	0	0	0	0	89	2	2.2	17	2	11.8	107	4	3.7
11TH GRADE TOTAL	1	0	0	1	0	0	0	0	0	186	6	3.2	34	4	11.8	222	10	4.5
12TH GRADE MALE	0	0	0	1	0	0	1	1	100	76	4	5.3	15	2	13.3	93	7	7.5
12TH GRADE FEMALE	0	0	0	0	0	0	0	0	0	90	2	2.2	14	0	0	104	2	1.9
12TH GRADE TOTAL	0	0	0	1	0	0	1	1	100	166	6	3.6	29	2	6.9	197	9	4.6
DISTRICT TOTAL MALE	6	2	33.3	3	0	0	3	2	66.7	554	17	3.1	109	8	7.3	675	29	4.3
DISTRICT TOTAL FEMALE	3	0	0	6	0	0	3	0	0	521	14	2.7	104	6	5.8	637	20	3.1
DISTRICT TOTAL	9	2	22.2	9	0	0	6	2	33.3	1,075	31	2.9	213	14	6.6	1,312	49	3.7
DISTRICT TOTALS (EXCLUDING ALTERNATIVE SCHOOLS)																		
7TH GRADE MALE	2	0	0	0	0	0	0	0	0	100	0	0	21	0	0	123	0	0
7TH GRADE FEMALE	1	0	0	0	0	0	3	0	0	78	0	0	15	1	6.7	97	1	1
7TH GRADE TOTAL	3	0	0	0	0	0	3	0	0	178	0	0	36	1	2.8	220	1	0.5
8TH GRADE MALE	1	0	0	1	0	0	1	0	0	91	0	0	19	1	5.3	113	1	0.9



8/17/2006 COLORADO DEPARTMENT OF EDUCATION
2004-2005 STATE DROPOUT COUNTS BY DISTRICT


	AMERICAN INDIAN OR ALASKAN NATIVE	AMERICAN INDIAN OR ALASKAN NATIVE	AMERICAN INDIAN OR ALASKAN NATIVE	ASIAN PACIFIC ISLANDER	ASIAN PACIFIC ISLANDER	ASIAN PACIFIC ISLANDER	BLACK NOT OF HISPANIC ORIGIN	BLACK NOT OF HISPANIC ORIGIN	BLACK NOT OF HISPANIC ORIGIN	WHITE NOT OF HISPANIC ORIGIN	WHITE NOT OF HISPANIC ORIGIN	WHITE NOT OF HISPANIC ORIGIN	HISPANIC	HISPANIC	HISPANIC	TOTALS	TOTALS	TOTALS
	PUPIL COUNT	DROPOUTS	DROPOUT RATE	PUPIL COUNT	DROPOUTS	DROPOUT RATE	PUPIL COUNT	DROPOUTS	DROPOUT RATE	PUPIL COUNT	DROPOUTS	DROPOUT RATE	PUPIL COUNT	DROPOUTS	DROPOUT RATE	PUPIL COUNT	DROPOUTS	DROPOUT RATE
8TH GRADE FEMALE	1	0	0	3	0	0	0	0	0	91	0	0	15	1	6.7	110	1	0.9
8TH GRADE TOTAL	2	0	0	4	0	0	1	0	0	182	0	0	34	2	5.9	223	2	0.9
9TH GRADE MALE	0	0	0	0	0	0	0	0	0	97	3	3.1	15	1	6.7	112	4	3.6
9TH GRADE FEMALE	0	0	0	2	0	0	0	0	0	86	1	1.2	24	0	0	112	1	0.9
9TH GRADE TOTAL	0	0	0	2	0	0	0	0	0	183	4	2.2	39	1	2.6	224	5	2.2
10TH GRADE MALE	1	0	0	0	0	0	0	0	0	84	4	4.8	17	0	0	102	4	3.9
10TH GRADE FEMALE	0	0	0	1	0	0	0	0	0	74	2	2.7	17	2	11.8	92	4	4.3
10TH GRADE TOTAL	1	0	0	1	0	0	0	0	0	158	6	3.8	34	2	5.9	194	8	4.1
11TH GRADE MALE	0	0	0	1	0	0	0	0	0	95	4	4.2	16	2	12.5	112	6	5.4
11TH GRADE FEMALE	1	0	0	0	0	0	0	0	0	87	1	1.1	17	2	11.8	105	3	2.9
11TH GRADE TOTAL	1	0	0	1	0	0	0	0	0	182	5	2.7	33	4	12.1	217	9	4.1
12TH GRADE MALE	0	0	0	1	0	0	1	1	100	75	4	5.3	15	2	13.3	92	7	7.6
12TH GRADE FEMALE	0	0	0	0	0	0	0	0	0	90	2	2.2	14	0	0	104	2	1.9
12TH GRADE TOTAL	0	0	0	1	0	0	1	1	100	165	6	3.6	29	2	6.9	196	9	4.6
DISTRICT TOTAL MALE	4	0	0	3	0	0	2	1	50	542	15	2.8	103	6	5.8	654	22	3.4
DISTRICT TOTAL FEMALE	3	0	0	6	0	0	3	0	0	506	6	1.2	102	6	5.9	620	12	1.9
DISTRICT TOTAL	7	0	0	9	0	0	5	1	20	1,048	21	2	205	12	5.9	1,274	34	2.7
DISTRICT TOTALS (ALTERNATIVE SCHOOLS ONLY)																		
9TH GRADE MALE	0	0	0	0	0	0	1	1	100	6	0	0	2	0	0	9	1	11.1
9TH GRADE FEMALE	0	0	0	0	0	0	0	0	0	6	3	50	0	0	0	6	3	50
9TH GRADE TOTAL	0	0	0	0	0	0	1	1	100	12	3	25	2	0	0	15	4	26.7
10TH GRADE MALE	2	2	100	0	0	0	0	0	0	3	2	66.7	3	2	66.7	8	6	75
10TH GRADE FEMALE	0	0	0	0	0	0	0	0	0	7	4	57.1	2	0	0	9	4	44.4
10TH GRADE TOTAL	2	2	100	0	0	0	0	0	0	10	6	60	5	2	40	17	10	58.8
11TH GRADE MALE	0	0	0	0	0	0	0	0	0	2	0	0	1	0	0	3	0	0
11TH GRADE FEMALE	0	0	0	0	0	0	0	0	0	2	1	50	0	0	0	2	1	50
11TH GRADE TOTAL	0	0	0	0	0	0	0	0	0	4	1	25	1	0	0	5	1	20
12TH GRADE MALE	0	0	0	0	0	0	0	0	0	1	0	0	0	0	0	1	0	0
12TH GRADE FEMALE	0	0	0	0	0	0	0	0	0	0	0	0	0	0	0	0	0	0
12TH GRADE TOTAL	0	0	0	0	0	0	0	0	0	1	0	0	0	0	0	1	0	0
DISTRICT TOTAL MALE	2	2	100	0	0	0	1	1	100	12	2	16.7	6	2	33.3	21	7	33.3
DISTRICT TOTAL FEMALE	0	0	0	0	0	0	0	0	0	15	8	53.3	2	0	0	17	8	47.1
DISTRICT TOTAL	2	2	100	0	0	0	1	1	100	27	10	37	8	2	25	38	15	39.5
DISTRICT:	1850	FRENCHMAN RE-3																
DISTRICT TOTALS (INCLUDING ALTERNATIVE SCHOOLS)																		
7TH GRADE MALE	0	0	0	0	0	0	0	0	0	4	0	0	1	0	0	5	0	0
7TH GRADE FEMALE	0	0	0	0	0	0	0	0	0	8	0	0	1	0	0	9	0	0
7TH GRADE TOTAL	0	0	0	0	0	0	0	0	0	12	0	0	2	0	0	14	0	0
8TH GRADE MALE	0	0	0	0	0	0	0	0	0	10	0	0	1	0	0	11	0	0
8TH GRADE FEMALE	0	0	0	0	0	0	0	0	0	10	0	0	3	0	0	13	0	0
8TH GRADE TOTAL	0	0	0	0	0	0	0	0	0	20	0	0	4	0	0	24	0	0
9TH GRADE MALE	0	0	0	0	0	0	0	0	0	9	1	11.1	0	0	0	9	1	11.1
9TH GRADE FEMALE	0	0	0	0	0	0	0	0	0	11	0	0	1	0	0	12	0	0
9TH GRADE TOTAL	0	0	0	0	0	0	0	0	0	20	1	5	1	0	0	21	1	4.8
10TH GRADE MALE	0	0	0	0	0	0	0	0	0	12	1	8.3	3	0	0	15	1	6.7
10TH GRADE FEMALE	0	0	0	0	0	0	0	0	0	14	0	0	0	0	0	14	0	0
10TH GRADE TOTAL	0	0	0	0	0	0	0	0	0	26	1	3.8	3	0	0	29	1	3.4
11TH GRADE MALE	0	0	0	0	0	0	0	0	0	7	0	0	1	0	0	8	0	0
11TH GRADE FEMALE	0	0	0	0	0	0	0	0	0	6	0	0	1	0	0	7	0	0
11TH GRADE TOTAL	0	0	0	0	0	0	0	0	0	13	0	0	2	0	0	15	0	0
12TH GRADE MALE	0	0	0	0	0	0	0	0	0	10	0	0	1	0	0	11	0	0
12TH GRADE FEMALE	0	0	0	0	0	0	0	0	0	2	0	0	0	0	0	2	0	0
12TH GRADE TOTAL	0	0	0	0	0	0	0	0	0	12	0	0	1	0	0	13	0	0

8/17/2006 COLORADO DEPARTMENT OF EDUCATION
2004-2005 STATE DROPOUT COUNTS BY DISTRICT

	AMERICAN INDIAN OR ALASKAN NATIVE	AMERICAN INDIAN OR ALASKAN NATIVE	AMERICAN INDIAN OR ALASKAN NATIVE	ASIAN PACIFIC ISLANDER	ASIAN PACIFIC ISLANDER	ASIAN PACIFIC ISLANDER	BLACK NOT OF HISPANIC ORIGIN	BLACK NOT OF HISPANIC ORIGIN	BLACK NOT OF HISPANIC ORIGIN	WHITE NOT OF HISPANIC ORIGIN	WHITE NOT OF HISPANIC ORIGIN	WHITE NOT OF HISPANIC ORIGIN	HISPANIC	HISPANIC	HISPANIC	TOTALS	TOTALS	TOTALS
	PUPIL COUNT	DROPOUTS	DROPOUT RATE	PUPIL COUNT	DROPOUTS	DROPOUT RATE	PUPIL COUNT	DROPOUTS	DROPOUT RATE	PUPIL COUNT	DROPOUTS	DROPOUT RATE	PUPIL COUNT	DROPOUTS	DROPOUT RATE	PUPIL COUNT	DROPOUTS	DROPOUT RATE
DISTRICT TOTAL MALE	0	0	0	0	0	0	0	0	0	52	2	3.8	7	0	0	59	2	3.4
DISTRICT TOTAL FEMALE	0	0	0	0	0	0	0	0	0	51	0	0	6	0	0	57	0	0
DISTRICT TOTAL	0	0	0	0	0	0	0	0	0	103	2	1.9	13	0	0	116	2	1.7
DISTRICT TOTALS (EXCLUDING ALTERNATIVE SCHOOLS)																		
7TH GRADE MALE	0	0	0	0	0	0	0	0	0	4	0	0	1	0	0	5	0	0
7TH GRADE FEMALE	0	0	0	0	0	0	0	0	0	8	0	0	1	0	0	9	0	0
7TH GRADE TOTAL	0	0	0	0	0	0	0	0	0	12	0	0	2	0	0	14	0	0
8TH GRADE MALE	0	0	0	0	0	0	0	0	0	10	0	0	1	0	0	11	0	0
8TH GRADE FEMALE	0	0	0	0	0	0	0	0	0	10	0	0	3	0	0	13	0	0
8TH GRADE TOTAL	0	0	0	0	0	0	0	0	0	20	0	0	4	0	0	24	0	0
9TH GRADE MALE	0	0	0	0	0	0	0	0	0	9	1	11.1	0	0	0	9	1	11.1
9TH GRADE FEMALE	0	0	0	0	0	0	0	0	0	11	0	0	1	0	0	12	0	0
9TH GRADE TOTAL	0	0	0	0	0	0	0	0	0	20	1	5	1	0	0	21	1	4.8
10TH GRADE MALE	0	0	0	0	0	0	0	0	0	12	1	8.3	3	0	0	15	1	6.7
10TH GRADE FEMALE	0	0	0	0	0	0	0	0	0	14	0	0	0	0	0	14	0	0
10TH GRADE TOTAL	0	0	0	0	0	0	0	0	0	26	1	3.8	3	0	0	29	1	3.4
11TH GRADE MALE	0	0	0	0	0	0	0	0	0	7	0	0	1	0	0	8	0	0
11TH GRADE FEMALE	0	0	0	0	0	0	0	0	0	6	0	0	1	0	0	7	0	0
11TH GRADE TOTAL	0	0	0	0	0	0	0	0	0	13	0	0	2	0	0	15	0	0
12TH GRADE MALE	0	0	0	0	0	0	0	0	0	10	0	0	1	0	0	11	0	0
12TH GRADE FEMALE	0	0	0	0	0	0	0	0	0	2	0	0	0	0	0	2	0	0
12TH GRADE TOTAL	0	0	0	0	0	0	0	0	0	12	0	0	1	0	0	13	0	0
DISTRICT TOTAL MALE	0	0	0	0	0	0	0	0	0	52	2	3.8	7	0	0	59	2	3.4
DISTRICT TOTAL FEMALE	0	0	0	0	0	0	0	0	0	51	0	0	6	0	0	57	0	0
DISTRICT TOTAL	0	0	0	0	0	0	0	0	0	103	2	1.9	13	0	0	116	2	1.7
DISTRICT TOTALS (ALTERNATIVE SCHOOLS ONLY)																		
DISTRICT TOTAL MALE	0	0	0	0	0	0	0	0	0	0	0	0	0	0	0	0	0	0
DISTRICT TOTAL FEMALE	0	0	0	0	0	0	0	0	0	0	0	0	0	0	0	0	0	0
DISTRICT TOTAL	0	0	0	0	0	0	0	0	0	0	0	0	0	0	0	0	0	0
DISTRICT: 1860 BUFFALO RE-4																		
DISTRICT TOTALS (INCLUDING ALTERNATIVE SCHOOLS)																		
7TH GRADE MALE	0	0	0	0	0	0	1	0	0	21	0	0	3	0	0	25	0	0
7TH GRADE FEMALE	0	0	0	0	0	0	0	0	0	10	0	0	0	0	0	10	0	0
7TH GRADE TOTAL	0	0	0	0	0	0	1	0	0	31	0	0	3	0	0	35	0	0
8TH GRADE MALE	0	0	0	1	0	0	0	0	0	11	0	0	1	0	0	13	0	0
8TH GRADE FEMALE	0	0	0	0	0	0	0	0	0	15	0	0	0	0	0	15	0	0
8TH GRADE TOTAL	0	0	0	1	0	0	0	0	0	26	0	0	1	0	0	28	0	0
9TH GRADE MALE	0	0	0	1	0	0	1	0	0	11	0	0	0	0	0	13	0	0
9TH GRADE FEMALE	0	0	0	0	0	0	0	0	0	9	0	0	0	0	0	9	0	0
9TH GRADE TOTAL	0	0	0	1	0	0	1	0	0	20	0	0	0	0	0	22	0	0
10TH GRADE MALE	0	0	0	0	0	0	0	0	0	14	1	7.1	0	0	0	14	1	7.1
10TH GRADE FEMALE	0	0	0	0	0	0	0	0	0	9	0	0	0	0	0	9	0	0
10TH GRADE TOTAL	0	0	0	0	0	0	0	0	0	23	1	4.3	0	0	0	23	1	4.3
11TH GRADE MALE	0	0	0	0	0	0	0	0	0	15	0	0	1	0	0	16	0	0
11TH GRADE FEMALE	0	0	0	1	0	0	0	0	0	4	0	0	2	0	0	7	0	0
11TH GRADE TOTAL	0	0	0	1	0	0	0	0	0	19	0	0	3	0	0	23	0	0
12TH GRADE MALE	0	0	0	0	0	0	0	0	0	11	0	0	0	0	0	11	0	0
12TH GRADE FEMALE	0	0	0	0	0	0	0	0	0	13	0	0	0	0	0	13	0	0
12TH GRADE TOTAL	0	0	0	0	0	0	0	0	0	24	0	0	0	0	0	24	0	0
DISTRICT TOTAL MALE	0	0	0	2	0	0	2	0	0	83	1	1.2	5	0	0	92	1	1.1
DISTRICT TOTAL FEMALE	0	0	0	1	0	0	0	0	0	60	0	0	2	0	0	63	0	0
DISTRICT TOTAL	0	0	0	3	0	0	2	0	0	143	1	0.7	7	0	0	155	1	0.6
DISTRICT TOTALS (EXCLUDING ALTERNATIVE SCHOOLS)																		


8/17/2006 COLORADO DEPARTMENT OF EDUCATION
2004-2005 STATE DROPOUT COUNTS BY DISTRICT

	AMERICAN INDIAN OR ALASKAN NATIVE	AMERICAN INDIAN OR ALASKAN NATIVE	AMERICAN INDIAN OR ALASKAN NATIVE	ASIAN PACIFIC ISLANDER	ASIAN PACIFIC ISLANDER	ASIAN PACIFIC ISLANDER	BLACK NOT OF HISPANIC ORIGIN	BLACK NOT OF HISPANIC ORIGIN	BLACK NOT OF HISPANIC ORIGIN	WHITE NOT OF HISPANIC ORIGIN	WHITE NOT OF HISPANIC ORIGIN	WHITE NOT OF HISPANIC ORIGIN	HISPANIC	HISPANIC	HISPANIC	TOTALS	TOTALS	TOTALS
	PUPIL COUNT	DROPOUTS	DROPOUT RATE	PUPIL COUNT	DROPOUTS	DROPOUT RATE	PUPIL COUNT	DROPOUTS	DROPOUT RATE	PUPIL COUNT	DROPOUTS	DROPOUT RATE	PUPIL COUNT	DROPOUTS	DROPOUT RATE	PUPIL COUNT	DROPOUTS	DROPOUT RATE
7TH GRADE MALE	0	0	0	0	0	0	1	0	0	21	0	0	3	0	0	25	0	0
7TH GRADE FEMALE	0	0	0	0	0	0	0	0	0	10	0	0	0	0	0	10	0	0
7TH GRADE TOTAL	0	0	0	0	0	0	1	0	0	31	0	0	3	0	0	35	0	0
8TH GRADE MALE	0	0	0	1	0	0	0	0	0	11	0	0	1	0	0	13	0	0
8TH GRADE FEMALE	0	0	0	0	0	0	0	0	0	15	0	0	0	0	0	15	0	0
8TH GRADE TOTAL	0	0	0	1	0	0	0	0	0	26	0	0	1	0	0	28	0	0
9TH GRADE MALE	0	0	0	1	0	0	1	0	0	11	0	0	0	0	0	13	0	0
9TH GRADE FEMALE	0	0	0	0	0	0	0	0	0	9	0	0	0	0	0	9	0	0
9TH GRADE TOTAL	0	0	0	1	0	0	1	0	0	20	0	0	0	0	0	22	0	0
10TH GRADE MALE	0	0	0	0	0	0	0	0	0	14	1	7.1	0	0	0	14	1	7.1
10TH GRADE FEMALE	0	0	0	0	0	0	0	0	0	9	0	0	0	0	0	9	0	0
10TH GRADE TOTAL	0	0	0	0	0	0	0	0	0	23	1	4.3	0	0	0	23	1	4.3
11TH GRADE MALE	0	0	0	0	0	0	0	0	0	15	0	0	1	0	0	16	0	0
11TH GRADE FEMALE	0	0	0	1	0	0	0	0	0	4	0	0	2	0	0	7	0	0
11TH GRADE TOTAL	0	0	0	1	0	0	0	0	0	19	0	0	3	0	0	23	0	0
12TH GRADE MALE	0	0	0	0	0	0	0	0	0	11	0	0	0	0	0	11	0	0
12TH GRADE FEMALE	0	0	0	0	0	0	0	0	0	13	0	0	0	0	0	13	0	0
12TH GRADE TOTAL	0	0	0	0	0	0	0	0	0	24	0	0	0	0	0	24	0	0
DISTRICT TOTAL MALE	0	0	0	2	0	0	2	0	0	83	1	1.2	5	0	0	92	1	1.1
DISTRICT TOTAL FEMALE	0	0	0	1	0	0	0	0	0	60	0	0	2	0	0	63	0	0
DISTRICT TOTAL	0	0	0	3	0	0	2	0	0	143	1	0.7	7	0	0	155	1	0.6
DISTRICT TOTALS (ALTERNATIVE SCHOOLS ONLY)																		
DISTRICT TOTAL MALE	0	0	0	0	0	0	0	0	0	0	0	0	0	0	0	0	0	0
DISTRICT TOTAL FEMALE	0	0	0	0	0	0	0	0	0	0	0	0	0	0	0	0	0	0
DISTRICT TOTAL	0	0	0	0	0	0	0	0	0	0	0	0	0	0	0	0	0	0
DISTRICT: 1870 PLATEAU RE-5																		
DISTRICT TOTALS (INCLUDING ALTERNATIVE SCHOOLS)																		
7TH GRADE MALE	0	0	0	0	0	0	0	0	0	9	0	0	0	0	0	9	0	0
7TH GRADE FEMALE	0	0	0	0	0	0	0	0	0	3	0	0	0	0	0	3	0	0
7TH GRADE TOTAL	0	0	0	0	0	0	0	0	0	12	0	0	0	0	0	12	0	0
8TH GRADE MALE	0	0	0	0	0	0	1	0	0	6	0	0	0	0	0	7	0	0
8TH GRADE FEMALE	0	0	0	0	0	0	0	0	0	7	0	0	0	0	0	7	0	0
8TH GRADE TOTAL	0	0	0	0	0	0	1	0	0	13	0	0	0	0	0	14	0	0
9TH GRADE MALE	0	0	0	0	0	0	0	0	0	14	0	0	1	0	0	15	0	0
9TH GRADE FEMALE	0	0	0	0	0	0	0	0	0	1	0	0	0	0	0	1	0	0
9TH GRADE TOTAL	0	0	0	0	0	0	0	0	0	15	0	0	1	0	0	16	0	0
10TH GRADE MALE	0	0	0	0	0	0	0	0	0	10	0	0	0	0	0	10	0	0
10TH GRADE FEMALE	0	0	0	0	0	0	0	0	0	6	0	0	1	0	0	7	0	0
10TH GRADE TOTAL	0	0	0	0	0	0	0	0	0	16	0	0	1	0	0	17	0	0
11TH GRADE MALE	0	0	0	0	0	0	0	0	0	9	0	0	0	0	0	9	0	0
11TH GRADE FEMALE	0	0	0	0	0	0	0	0	0	5	0	0	1	0	0	6	0	0
11TH GRADE TOTAL	0	0	0	0	0	0	0	0	0	14	0	0	1	0	0	15	0	0
12TH GRADE MALE	0	0	0	0	0	0	0	0	0	12	0	0	0	0	0	12	0	0
12TH GRADE FEMALE	0	0	0	0	0	0	0	0	0	9	1	11.1	0	0	0	9	1	11.1
12TH GRADE TOTAL	0	0	0	0	0	0	0	0	0	21	1	4.8	0	0	0	21	1	4.8
DISTRICT TOTAL MALE	0	0	0	0	0	0	1	0	0	60	0	0	1	0	0	62	0	0
DISTRICT TOTAL FEMALE	0	0	0	0	0	0	0	0	0	31	1	3.2	2	0	0	33	1	3
DISTRICT TOTAL	0	0	0	0	0	0	1	0	0	91	1	1.1	3	0	0	95	1	1.1
DISTRICT TOTALS (EXCLUDING ALTERNATIVE SCHOOLS)																		
7TH GRADE MALE	0	0	0	0	0	0	0	0	0	9	0	0	0	0	0	9	0	0
7TH GRADE FEMALE	0	0	0	0	0	0	0	0	0	3	0	0	0	0	0	3	0	0
7TH GRADE TOTAL	0	0	0	0	0	0	0	0	0	12	0	0	0	0	0	12	0	0
8TH GRADE MALE	0	0	0	0	0	0	1	0	0	6	0	0	0	0	0	7	0	0



8/17/2006 COLORADO DEPARTMENT OF EDUCATION
2004-2005 STATE DROPOUT COUNTS BY DISTRICT

	AMERICAN INDIAN OR ALASKAN NATIVE	AMERICAN INDIAN OR ALASKAN NATIVE	AMERICAN INDIAN OR ALASKAN NATIVE	ASIAN PACIFIC ISLANDER	ASIAN PACIFIC ISLANDER	ASIAN PACIFIC ISLANDER	BLACK NOT OF HISPANIC ORIGIN	BLACK NOT OF HISPANIC ORIGIN	BLACK NOT OF HISPANIC ORIGIN	WHITE NOT OF HISPANIC ORIGIN	WHITE NOT OF HISPANIC ORIGIN	WHITE NOT OF HISPANIC ORIGIN	HISPANIC	HISPANIC	HISPANIC	TOTALS	TOTALS	TOTALS
	PUPIL COUNT	DROPOUTS	DROPOUT RATE	PUPIL COUNT	DROPOUTS	DROPOUT RATE	PUPIL COUNT	DROPOUTS	DROPOUT RATE	PUPIL COUNT	DROPOUTS	DROPOUT RATE	PUPIL COUNT	DROPOUTS	DROPOUT RATE	PUPIL COUNT	DROPOUTS	DROPOUT RATE
8TH GRADE FEMALE	0	0	0	0	0	0	0	0	0	7	0	0	0	0	0	7	0	0
8TH GRADE TOTAL	0	0	0	0	0	0	1	0	0	13	0	0	0	0	0	14	0	0
9TH GRADE MALE	0	0	0	0	0	0	0	0	0	14	0	0	1	0	0	15	0	0
9TH GRADE FEMALE	0	0	0	0	0	0	0	0	0	1	0	0	0	0	0	1	0	0
9TH GRADE TOTAL	0	0	0	0	0	0	0	0	0	15	0	0	1	0	0	16	0	0
10TH GRADE MALE	0	0	0	0	0	0	0	0	0	10	0	0	0	0	0	10	0	0
10TH GRADE FEMALE	0	0	0	0	0	0	0	0	0	6	0	0	1	0	0	7	0	0
10TH GRADE TOTAL	0	0	0	0	0	0	0	0	0	16	0	0	1	0	0	17	0	0
11TH GRADE MALE	0	0	0	0	0	0	0	0	0	9	0	0	0	0	0	9	0	0
11TH GRADE FEMALE	0	0	0	0	0	0	0	0	0	5	0	0	1	0	0	6	0	0
11TH GRADE TOTAL	0	0	0	0	0	0	0	0	0	14	0	0	1	0	0	15	0	0
12TH GRADE MALE	0	0	0	0	0	0	0	0	0	12	0	0	0	0	0	12	0	0
12TH GRADE FEMALE	0	0	0	0	0	0	0	0	0	9	1	11.1	0	0	0	9	1	11.1
12TH GRADE TOTAL	0	0	0	0	0	0	0	0	0	21	1	4.8	0	0	0	21	1	4.8
DISTRICT TOTAL MALE	0	0	0	0	0	0	1	0	0	60	0	0	1	0	0	62	0	0
DISTRICT TOTAL FEMALE	0	0	0	0	0	0	0	0	0	31	1	3.2	2	0	0	33	1	3
DISTRICT TOTAL	0	0	0	0	0	0	1	0	0	91	1	1.1	3	0	0	95	1	1.1
DISTRICT TOTALS (ALTERNATIVE SCHOOLS ONLY)																		
DISTRICT TOTAL MALE	0	0	0	0	0	0	0	0	0	0	0	0	0	0	0	0	0	0
DISTRICT TOTAL FEMALE	0	0	0	0	0	0	0	0	0	0	0	0	0	0	0	0	0	0
DISTRICT TOTAL	0	0	0	0	0	0	0	0	0	0	0	0	0	0	0	0	0	0
COUNTY	39	MESA																
DISTRICT:	1980	DE BEQUE 49JT																
DISTRICT TOTALS (INCLUDING ALTERNATIVE SCHOOLS)																		
7TH GRADE MALE	0	0	0	0	0	0	0	0	0	9	0	0	1	0	0	10	0	0
7TH GRADE FEMALE	0	0	0	0	0	0	0	0	0	5	0	0	1	0	0	6	0	0
7TH GRADE TOTAL	0	0	0	0	0	0	0	0	0	14	0	0	2	0	0	16	0	0
8TH GRADE MALE	0	0	0	0	0	0	0	0	0	8	0	0	0	0	0	8	0	0
8TH GRADE FEMALE	0	0	0	0	0	0	0	0	0	4	0	0	0	0	0	4	0	0
8TH GRADE TOTAL	0	0	0	0	0	0	0	0	0	12	0	0	0	0	0	12	0	0
9TH GRADE MALE	0	0	0	0	0	0	0	0	0	7	0	0	1	0	0	8	0	0
9TH GRADE FEMALE	1	0	0	0	0	0	0	0	0	5	0	0	0	0	0	6	0	0
9TH GRADE TOTAL	1	0	0	0	0	0	0	0	0	12	0	0	1	0	0	14	0	0
10TH GRADE MALE	0	0	0	0	0	0	0	0	0	10	1	10	2	0	0	12	1	8.3
10TH GRADE FEMALE	0	0	0	0	0	0	0	0	0	5	0	0	1	0	0	6	0	0
10TH GRADE TOTAL	0	0	0	0	0	0	0	0	0	15	1	6.7	3	0	0	18	1	5.6
11TH GRADE MALE	0	0	0	0	0	0	0	0	0	3	0	0	0	0	0	3	0	0
11TH GRADE FEMALE	1	0	0	0	0	0	0	0	0	10	0	0	1	0	0	12	0	0
11TH GRADE TOTAL	1	0	0	0	0	0	0	0	0	13	0	0	1	0	0	15	0	0
12TH GRADE MALE	0	0	0	0	0	0	0	0	0	11	2	18.2	0	0	0	11	2	18.2
12TH GRADE FEMALE	1	0	0	0	0	0	0	0	0	9	0	0	0	0	0	10	0	0
12TH GRADE TOTAL	1	0	0	0	0	0	0	0	0	20	2	10	0	0	0	21	2	9.5
DISTRICT TOTAL MALE	0	0	0	0	0	0	0	0	0	48	3	6.3	4	0	0	52	3	5.8
DISTRICT TOTAL FEMALE	3	0	0	0	0	0	0	0	0	38	0	0	3	0	0	44	0	0
DISTRICT TOTAL	3	0	0	0	0	0	0	0	0	86	3	3.5	7	0	0	96	3	3.1
DISTRICT TOTALS (EXCLUDING ALTERNATIVE SCHOOLS)																		
7TH GRADE MALE	0	0	0	0	0	0	0	0	0	9	0	0	1	0	0	10	0	0
7TH GRADE FEMALE	0	0	0	0	0	0	0	0	0	5	0	0	1	0	0	6	0	0
7TH GRADE TOTAL	0	0	0	0	0	0	0	0	0	14	0	0	2	0	0	16	0	0
8TH GRADE MALE	0	0	0	0	0	0	0	0	0	8	0	0	0	0	0	8	0	0
8TH GRADE FEMALE	0	0	0	0	0	0	0	0	0	4	0	0	0	0	0	4	0	0
8TH GRADE TOTAL	0	0	0	0	0	0	0	0	0	12	0	0	0	0	0	12	0	0
9TH GRADE MALE	0	0	0	0	0	0	0	0	0	7	0	0	1	0	0	8	0	0




8/17/2006 COLORADO DEPARTMENT OF EDUCATION
2004-2005 STATE DROPOUT COUNTS BY DISTRICT

	AMERICAN INDIAN OR ALASKAN NATIVE	AMERICAN INDIAN OR ALASKAN NATIVE	AMERICAN INDIAN OR ALASKAN NATIVE	ASIAN PACIFIC ISLANDER	ASIAN PACIFIC ISLANDER	ASIAN PACIFIC ISLANDER	BLACK NOT OF HISPANIC ORIGIN	BLACK NOT OF HISPANIC ORIGIN	BLACK NOT OF HISPANIC ORIGIN	WHITE NOT OF HISPANIC ORIGIN	WHITE NOT OF HISPANIC ORIGIN	WHITE NOT OF HISPANIC ORIGIN	HISPANIC	HISPANIC	HISPANIC	TOTALS	TOTALS	TOTALS	
	PUPIL COUNT	DROPOUTS	DROPOUT RATE	PUPIL COUNT	DROPOUTS	DROPOUT RATE	PUPIL COUNT	DROPOUTS	DROPOUT RATE	PUPIL COUNT	DROPOUTS	DROPOUT RATE	PUPIL COUNT	DROPOUTS	DROPOUT RATE	PUPIL COUNT	DROPOUTS	DROPOUT RATE	
9TH GRADE FEMALE	1	0	0	0	0	0	0	0	0	5	0	0	0	0	0	6	0	0	
9TH GRADE TOTAL	1	0	0	0	0	0	0	0	0	12	0	0	1	0	0	14	0	0	
10TH GRADE MALE	0	0	0	0	0	0	0	0	0	10	1	10	2	0	0	12	1	8.3	
10TH GRADE FEMALE	0	0	0	0	0	0	0	0	0	5	0	0	1	0	0	6	0	0	
10TH GRADE TOTAL	0	0	0	0	0	0	0	0	0	15	1	6.7	3	0	0	18	1	5.6	
11TH GRADE MALE	0	0	0	0	0	0	0	0	0	3	0	0	0	0	0	3	0	0	
11TH GRADE FEMALE	1	0	0	0	0	0	0	0	0	10	0	0	1	0	0	12	0	0	
11TH GRADE TOTAL	1	0	0	0	0	0	0	0	0	13	0	0	1	0	0	15	0	0	
12TH GRADE MALE	0	0	0	0	0	0	0	0	0	11	2	18.2	0	0	0	11	2	18.2	
12TH GRADE FEMALE	1	0	0	0	0	0	0	0	0	9	0	0	0	0	0	10	0	0	
12TH GRADE TOTAL	1	0	0	0	0	0	0	0	0	20	2	10	0	0	0	21	2	9.5	
DISTRICT TOTAL MALE	0	0	0	0	0	0	0	0	0	48	3	6.3	4	0	0	52	3	5.8	
DISTRICT TOTAL FEMALE	3	0	0	0	0	0	0	0	0	38	0	0	3	0	0	44	0	0	
DISTRICT TOTAL	3	0	0	0	0	0	0	0	0	86	3	3.5	7	0	0	96	3	3.1	
DISTRICT TOTALS (ALTERNATIVE SCHOOLS ONLY)																			
DISTRICT TOTAL MALE	0	0	0	0	0	0	0	0	0	0	0	0	0	0	0	0	0	0	
DISTRICT TOTAL FEMALE	0	0	0	0	0	0	0	0	0	0	0	0	0	0	0	0	0	0	
DISTRICT TOTAL	0	0	0	0	0	0	0	0	0	0	0	0	0	0	0	0	0	0	
DISTRICT: 1990 PLATEAU VALLEY 50																			
DISTRICT TOTALS (INCLUDING ALTERNATIVE SCHOOLS)																			
7TH GRADE MALE	0	0	0	0	0	0	0	0	0	15	1	6.7	1	0	0	16	1	6.3	
7TH GRADE FEMALE	0	0	0	0	0	0	0	0	0	12	0	0	0	0	0	12	0	0	
7TH GRADE TOTAL	0	0	0	0	0	0	0	0	0	27	1	3.7	1	0	0	28	1	3.6	
8TH GRADE MALE	0	0	0	0	0	0	0	0	0	22	0	0	0	0	0	22	0	0	
8TH GRADE FEMALE	1	0	0	0	0	0	0	0	0	10	0	0	0	0	0	11	0	0	
8TH GRADE TOTAL	1	0	0	0	0	0	0	0	0	32	0	0	0	0	0	33	0	0	
9TH GRADE MALE	2	1	50	3	1	33.3	4	1	25	59	19	32.2	22	6	27.3	90	28	31.1	
9TH GRADE FEMALE	3	1	33.3	0	0	0	4	0	0	30	3	10	18	8	44.4	55	12	21.8	
9TH GRADE TOTAL	5	2	40	3	1	33.3	8	1	12.5	89	22	24.7	40	14	35	145	40	27.6	
10TH GRADE MALE	0	0	0	1	0	0	6	2	33.3	46	6	13	12	5	41.7	65	13	20	
10TH GRADE FEMALE	1	0	0	1	0	0	9	3	33.3	34	6	17.6	14	2	14.3	59	11	18.6	
10TH GRADE TOTAL	1	0	0	2	0	0	15	5	33.3	80	12	15	26	7	26.9	124	24	19.4	
11TH GRADE MALE	1	0	0	0	0	0	5	2	40	40	2	5	5	2	40	51	6	11.8	
11TH GRADE FEMALE	0	0	0	1	0	0	4	0	0	31	3	9.7	12	0	0	48	3	6.3	
11TH GRADE TOTAL	1	0	0	1	0	0	9	2	22.2	71	5	7	17	2	11.8	99	9	9.1	
12TH GRADE MALE	0	0	0	3	1	33.3	8	0	0	49	5	10.2	14	1	7.1	74	7	9.5	
12TH GRADE FEMALE	1	0	0	3	0	0	3	0	0	33	1	3	13	0	0	53	1	1.9	
12TH GRADE TOTAL	1	0	0	6	1	16.7	11	0	0	82	6	7.3	27	1	3.7	127	8	6.3	
DISTRICT TOTAL MALE	3	1	33.3	7	2	28.6	23	5	21.7	231	33	14.3	54	14	25.9	318	55	17.3	
DISTRICT TOTAL FEMALE	6	1	16.7	5	0	0	20	3	15	150	13	8.7	57	10	17.5	238	27	11.3	
DISTRICT TOTAL	9	2	22.2	12	2	16.7	43	8	18.6	381	46	12.1	111	24	21.6	556	82	14.7	
DISTRICT TOTALS (EXCLUDING ALTERNATIVE SCHOOLS)																			
7TH GRADE MALE	0	0	0	0	0	0	0	0	0	15	1	6.7	1	0	0	16	1	6.3	
7TH GRADE FEMALE	0	0	0	0	0	0	0	0	0	12	0	0	0	0	0	12	0	0	
7TH GRADE TOTAL	0	0	0	0	0	0	0	0	0	27	1	3.7	1	0	0	28	1	3.6	
8TH GRADE MALE	0	0	0	0	0	0	0	0	0	22	0	0	0	0	0	22	0	0	
8TH GRADE FEMALE	1	0	0	0	0	0	0	0	0	10	0	0	0	0	0	11	0	0	
8TH GRADE TOTAL	1	0	0	0	0	0	0	0	0	32	0	0	0	0	0	33	0	0	
9TH GRADE MALE	1	0	0	1	0	0	0	0	0	15	1	6.7	2	0	0	19	1	5.3	
9TH GRADE FEMALE	0	0	0	0	0	0	0	0	0	12	1	8.3	1	0	0	13	1	7.7	
9TH GRADE TOTAL	1	0	0	1	0	0	0	0	0	27	2	7.4	3	0	0	32	2	6.3	
10TH GRADE MALE	0	0	0	0	0	0	0	0	0	24	0	0	2	0	0	26	0	0	
10TH GRADE FEMALE	0	0	0	0	0	0	0	0	0	16	1	6.3	2	0	0	18	1	5.6	

8/17/2006 COLORADO DEPARTMENT OF EDUCATION
 2004-2005 STATE DROPOUT COUNTS BY DISTRICT

	AMERICAN INDIAN OR ALASKAN NATIVE	AMERICAN INDIAN OR ALASKAN NATIVE	AMERICAN INDIAN OR ALASKAN NATIVE	ASIAN PACIFIC ISLANDER	ASIAN PACIFIC ISLANDER	ASIAN PACIFIC ISLANDER	BLACK NOT OF HISPANIC ORIGIN	BLACK NOT OF HISPANIC ORIGIN	BLACK NOT OF HISPANIC ORIGIN	WHITE NOT OF HISPANIC ORIGIN	WHITE NOT OF HISPANIC ORIGIN	WHITE NOT OF HISPANIC ORIGIN	HISPANIC	HISPANIC	HISPANIC	TOTALS	TOTALS	TOTALS	
	PUPIL COUNT	DROPOUTS	DROPOUT RATE	PUPIL COUNT	DROPOUTS	DROPOUT RATE	PUPIL COUNT	DROPOUTS	DROPOUT RATE	PUPIL COUNT	DROPOUTS	DROPOUT RATE	PUPIL COUNT	DROPOUTS	DROPOUT RATE	PUPIL COUNT	DROPOUTS	DROPOUT RATE	
10TH GRADE TOTAL	0	0	0	0	0	0	0	0	0	40	1	2.5	4	0	0	44	1	2.3	
11TH GRADE MALE	0	0	0	0	0	0	0	0	0	12	0	0	1	0	0	13	0	0	
11TH GRADE FEMALE	0	0	0	0	0	0	0	0	0	13	1	7.7	4	0	0	17	1	5.9	
11TH GRADE TOTAL	0	0	0	0	0	0	0	0	0	25	1	4	5	0	0	30	1	3.3	
12TH GRADE MALE	0	0	0	0	0	0	0	0	0	10	0	0	4	0	0	14	0	0	
12TH GRADE FEMALE	0	0	0	1	0	0	1	0	0	10	0	0	0	0	0	12	0	0	
12TH GRADE TOTAL	0	0	0	1	0	0	1	0	0	20	0	0	4	0	0	26	0	0	
DISTRICT TOTAL MALE	1	0	0	1	0	0	0	0	0	98	2	2	10	0	0	110	2	1.8	
DISTRICT TOTAL FEMALE	1	0	0	1	0	0	1	0	0	73	3	4.1	7	0	0	83	3	3.6	
DISTRICT TOTAL	2	0	0	2	0	0	1	0	0	171	5	2.9	17	0	0	193	5	2.6	
DISTRICT TOTALS (ALTERNATIVE SCHOOLS ONLY)																			
9TH GRADE MALE	1	1	100	2	1	50	4	1	25	44	18	40.9	20	6	30	71	27	38	
9TH GRADE FEMALE	3	1	33.3	0	0	0	4	0	0	18	2	11.1	17	8	47.1	42	11	26.2	
9TH GRADE TOTAL	4	2	50	2	1	50	8	1	12.5	62	20	32.3	37	14	37.8	113	38	33.6	
10TH GRADE MALE	0	0	0	1	0	0	6	2	33.3	22	6	27.3	10	5	50	39	13	33.3	
10TH GRADE FEMALE	1	0	0	1	0	0	9	3	33.3	18	5	27.8	12	2	16.7	41	10	24.4	
10TH GRADE TOTAL	1	0	0	2	0	0	15	5	33.3	40	11	27.5	22	7	31.8	80	23	28.8	
11TH GRADE MALE	1	0	0	0	0	0	5	2	40	28	2	7.1	4	2	50	38	6	15.8	
11TH GRADE FEMALE	0	0	0	1	0	0	4	0	0	18	2	11.1	8	0	0	31	2	6.5	
11TH GRADE TOTAL	1	0	0	1	0	0	9	2	22.2	46	4	8.7	12	2	16.7	69	8	11.6	
12TH GRADE MALE	0	0	0	3	1	33.3	8	0	0	39	5	12.8	10	1	10	60	7	11.7	
12TH GRADE FEMALE	1	0	0	2	0	0	2	0	0	23	1	4.3	13	0	0	41	1	2.4	
12TH GRADE TOTAL	1	0	0	5	1	20	10	0	0	62	6	9.7	23	1	4.3	101	8	7.9	
DISTRICT TOTAL MALE	2	1	50	6	2	33.3	23	5	21.7	133	31	23.3	44	14	31.8	208	53	25.5	
DISTRICT TOTAL FEMALE	5	1	20	4	0	0	19	3	15.8	77	10	13	50	10	20	155	24	15.5	
DISTRICT TOTAL	7	2	28.6	10	2	20	42	8	19	210	41	19.5	94	24	25.5	363	77	21.2	
DISTRICT: 2000 MESA COUNTY VALLEY 51																			
DISTRICT TOTALS (INCLUDING ALTERNATIVE SCHOOLS)																			
7TH GRADE MALE	10	0	0	8	0	0	10	0	0	749	1	0.1	158	0	0	935	1	0.1	
7TH GRADE FEMALE	12	0	0	8	0	0	11	0	0	658	1	0.2	123	0	0	812	1	0.1	
7TH GRADE TOTAL	22	0	0	16	0	0	21	0	0	1,407	2	0.1	281	0	0	1,747	2	0.1	
8TH GRADE MALE	7	0	0	7	0	0	12	0	0	707	2	0.3	135	0	0	868	2	0.2	
8TH GRADE FEMALE	10	0	0	7	0	0	7	0	0	696	2	0.3	134	0	0	854	2	0.2	
8TH GRADE TOTAL	17	0	0	14	0	0	19	0	0	1,403	4	0.3	269	0	0	1,722	4	0.2	
9TH GRADE MALE	16	2	12.5	10	1	10	9	0	0	747	22	2.9	153	9	5.9	935	34	3.6	
9TH GRADE FEMALE	13	1	7.7	6	0	0	6	0	0	783	20	2.6	166	12	7.2	974	33	3.4	
9TH GRADE TOTAL	29	3	10.3	16	1	6.3	15	0	0	1,530	42	2.7	319	21	6.6	1,909	67	3.5	
10TH GRADE MALE	11	1	9.1	10	0	0	5	0	0	759	53	7	152	19	12.5	937	73	7.8	
10TH GRADE FEMALE	12	2	16.7	9	0	0	14	1	7.1	729	49	6.7	124	25	20.2	888	77	8.7	
10TH GRADE TOTAL	23	3	13	19	0	0	19	1	5.3	1,488	102	6.9	276	44	15.9	1,825	150	8.2	
11TH GRADE MALE	11	2	18.2	7	1	14.3	8	1	12.5	695	57	8.2	125	25	20	846	86	10.2	
11TH GRADE FEMALE	12	1	8.3	13	1	7.7	6	0	0	663	53	8	101	18	17.8	795	73	9.2	
11TH GRADE TOTAL	23	3	13	20	2	10	14	1	7.1	1,358	110	8.1	226	43	19	1,641	159	9.7	
12TH GRADE MALE	13	3	23.1	6	1	16.7	6	1	16.7	620	45	7.3	115	25	21.7	760	75	9.9	
12TH GRADE FEMALE	7	1	14.3	15	0	0	10	0	0	682	30	4.4	102	15	14.7	816	46	5.6	
12TH GRADE TOTAL	20	4	20	21	1	4.8	16	1	6.3	1,302	75	5.8	217	40	18.4	1,576	121	7.7	
DISTRICT TOTAL MALE	68	8	11.8	48	3	6.3	50	2	4	4,277	180	4.2	838	78	9.3	5,281	271	5.1	
DISTRICT TOTAL FEMALE	66	5	7.6	58	1	1.7	54	1	1.9	4,211	155	3.7	750	70	9.3	5,139	232	4.5	
DISTRICT TOTAL	134	13	9.7	106	4	3.8	104	3	2.9	8,488	335	3.9	1,588	148	9.3	10,420	503	4.8	
DISTRICT TOTALS (EXCLUDING ALTERNATIVE SCHOOLS)																			
7TH GRADE MALE	10	0	0	8	0	0	10	0	0	749	1	0.1	158	0	0	935	1	0.1	
7TH GRADE FEMALE	12	0	0	8	0	0	11	0	0	658	1	0.2	123	0	0	812	1	0.1	
7TH GRADE TOTAL	22	0	0	16	0	0	21	0	0	1,407	2	0.1	281	0	0	1,747	2	0.1	




8/17/2006 COLORADO DEPARTMENT OF EDUCATION
2004-2005 STATE DROPOUT COUNTS BY DISTRICT

	AMERICAN INDIAN OR ALASKAN NATIVE	AMERICAN INDIAN OR ALASKAN NATIVE	AMERICAN INDIAN OR ALASKAN NATIVE	ASIAN PACIFIC ISLANDER	ASIAN PACIFIC ISLANDER	ASIAN PACIFIC ISLANDER	BLACK NOT OF HISPANIC ORIGIN	BLACK NOT OF HISPANIC ORIGIN	BLACK NOT OF HISPANIC ORIGIN	WHITE NOT OF HISPANIC ORIGIN	WHITE NOT OF HISPANIC ORIGIN	WHITE NOT OF HISPANIC ORIGIN	HISPANIC	HISPANIC	HISPANIC	TOTALS	TOTALS	TOTALS
	PUPIL COUNT	DROPOUTS	DROPOUT RATE	PUPIL COUNT	DROPOUTS	DROPOUT RATE	PUPIL COUNT	DROPOUTS	DROPOUT RATE	PUPIL COUNT	DROPOUTS	DROPOUT RATE	PUPIL COUNT	DROPOUTS	DROPOUT RATE	PUPIL COUNT	DROPOUTS	DROPOUT RATE
8TH GRADE MALE	7	0	0	7	0	0	12	0	0	706	2	0.3	135	0	0	867	2	0.2
8TH GRADE FEMALE	10	0	0	7	0	0	7	0	0	696	2	0.3	134	0	0	854	2	0.2
8TH GRADE TOTAL	17	0	0	14	0	0	19	0	0	1,402	4	0.3	269	0	0	1,721	4	0.2
9TH GRADE MALE	16	2	12.5	10	1	10	9	0	0	731	14	1.9	143	6	4.2	909	23	2.5
9TH GRADE FEMALE	12	0	0	6	0	0	6	0	0	753	13	1.7	159	7	4.4	936	20	2.1
9TH GRADE TOTAL	28	2	7.1	16	1	6.3	15	0	0	1,484	27	1.8	302	13	4.3	1,845	43	2.3
10TH GRADE MALE	10	1	10	10	0	0	5	0	0	695	35	5	139	15	10.8	859	51	5.9
10TH GRADE FEMALE	11	2	18.2	9	0	0	13	0	0	681	31	4.6	109	19	17.4	823	52	6.3
10TH GRADE TOTAL	21	3	14.3	19	0	0	18	0	0	1,376	66	4.8	248	34	13.7	1,682	103	6.1
11TH GRADE MALE	9	2	22.2	7	1	14.3	8	1	12.5	634	30	4.7	114	18	15.8	772	52	6.7
11TH GRADE FEMALE	11	1	9.1	13	1	7.7	5	0	0	617	33	5.3	91	16	17.6	737	51	6.9
11TH GRADE TOTAL	20	3	15	20	2	10	13	1	7.7	1,251	63	5	205	34	16.6	1,509	103	6.8
12TH GRADE MALE	11	2	18.2	6	1	16.7	6	1	16.7	551	33	6	104	19	18.3	678	56	8.3
12TH GRADE FEMALE	7	1	14.3	14	0	0	10	0	0	589	22	3.7	89	14	15.7	709	37	5.2
12TH GRADE TOTAL	18	3	16.7	20	1	5	16	1	6.3	1,140	55	4.8	193	33	17.1	1,387	93	6.7
DISTRICT TOTAL MALE	63	7	11.1	48	3	6.3	50	2	4	4,066	115	2.8	793	58	7.3	5,020	185	3.7
DISTRICT TOTAL FEMALE	63	4	6.3	57	1	1.8	52	0	0	3,994	102	2.6	705	56	7.9	4,871	163	3.3
DISTRICT TOTAL	126	11	8.7	105	4	3.8	102	2	2	8,060	217	2.7	1,498	114	7.6	9,891	348	3.5
DISTRICT TOTALS (ALTERNATIVE SCHOOLS ONLY)																		
8TH GRADE MALE	0	0	0	0	0	0	0	0	0	1	0	0	0	0	0	1	0	0
8TH GRADE FEMALE	0	0	0	0	0	0	0	0	0	0	0	0	0	0	0	0	0	0
8TH GRADE TOTAL	0	0	0	0	0	0	0	0	0	0	0	0	0	0	0	1	0	0
9TH GRADE MALE	0	0	0	0	0	0	0	0	0	16	8	50	10	3	30	26	11	42.3
9TH GRADE FEMALE	1	1	100	0	0	0	0	0	0	30	7	23.3	7	5	71.4	38	13	34.2
9TH GRADE TOTAL	1	1	100	0	0	0	0	0	0	46	15	32.6	17	8	47.1	64	24	37.5
10TH GRADE MALE	1	0	0	0	0	0	0	0	0	64	18	28.1	13	4	30.8	78	22	28.2
10TH GRADE FEMALE	1	0	0	0	0	0	1	1	100	48	18	37.5	15	6	40	65	25	38.5
10TH GRADE TOTAL	2	0	0	0	0	0	1	1	100	112	36	32.1	28	10	35.7	143	47	32.9
11TH GRADE MALE	2	0	0	0	0	0	0	0	0	61	27	44.3	11	7	63.6	74	34	45.9
11TH GRADE FEMALE	1	0	0	0	0	0	1	0	0	46	20	43.5	10	2	20	58	22	37.9
11TH GRADE TOTAL	3	0	0	0	0	0	1	0	0	107	47	43.9	21	9	42.9	132	56	42.4
12TH GRADE MALE	2	1	50	0	0	0	0	0	0	69	12	17.4	11	6	54.5	82	19	23.2
12TH GRADE FEMALE	0	0	0	1	0	0	0	0	0	93	8	8.6	13	1	7.7	107	9	8.4
12TH GRADE TOTAL	2	1	50	1	0	0	0	0	0	162	20	12.3	24	7	29.2	189	28	14.8
DISTRICT TOTAL MALE	5	1	20	0	0	0	0	0	0	211	65	30.8	45	20	44.4	261	86	33
DISTRICT TOTAL FEMALE	3	1	33.3	1	0	0	2	1	50	217	53	24.4	45	14	31.1	268	69	25.7
DISTRICT TOTAL	8	2	25	1	0	0	2	1	50	428	118	27.6	90	34	37.8	529	155	29.3
COUNTY	40																	
DISTRICT:	2010																	
DISTRICT TOTALS (INCLUDING ALTERNATIVE SCHOOLS)																		
7TH GRADE MALE	0	0	0	0	0	0	0	0	0	9	0	0	1	0	0	10	0	0
7TH GRADE FEMALE	0	0	0	0	0	0	0	0	0	4	0	0	1	0	0	5	0	0
7TH GRADE TOTAL	0	0	0	0	0	0	0	0	0	13	0	0	2	0	0	15	0	0
8TH GRADE MALE	0	0	0	0	0	0	0	0	0	9	0	0	1	0	0	10	0	0
8TH GRADE FEMALE	0	0	0	0	0	0	0	0	0	3	0	0	0	0	0	3	0	0
8TH GRADE TOTAL	0	0	0	0	0	0	0	0	0	12	0	0	1	0	0	13	0	0
9TH GRADE MALE	0	0	0	0	0	0	0	0	0	8	0	0	0	0	0	8	0	0
9TH GRADE FEMALE	1	0	0	0	0	0	0	0	0	9	1	11.1	0	0	0	10	1	10
9TH GRADE TOTAL	1	0	0	0	0	0	0	0	0	17	1	5.9	0	0	0	18	1	5.6
10TH GRADE MALE	0	0	0	0	0	0	0	0	0	7	0	0	0	0	0	7	0	0
10TH GRADE FEMALE	0	0	0	0	0	0	0	0	0	9	0	0	0	0	0	9	0	0
10TH GRADE TOTAL	0	0	0	0	0	0	0	0	0	16	0	0	0	0	0	16	0	0
11TH GRADE MALE	0	0	0	0	0	0	0	0	0	10	0	0	0	0	0	10	0	0

8/17/2006 COLORADO DEPARTMENT OF EDUCATION
2004-2005 STATE DROPOUT COUNTS BY DISTRICT

	AMERICAN INDIAN OR ALASKAN NATIVE	AMERICAN INDIAN OR ALASKAN NATIVE	AMERICAN INDIAN OR ALASKAN NATIVE	ASIAN PACIFIC ISLANDER	ASIAN PACIFIC ISLANDER	ASIAN PACIFIC ISLANDER	BLACK NOT OF HISPANIC ORIGIN	BLACK NOT OF HISPANIC ORIGIN	BLACK NOT OF HISPANIC ORIGIN	WHITE NOT OF HISPANIC ORIGIN	WHITE NOT OF HISPANIC ORIGIN	WHITE NOT OF HISPANIC ORIGIN	HISPANIC	HISPANIC	HISPANIC	TOTALS	TOTALS	TOTALS
	PUPIL COUNT	DROPOUTS	DROPOUT RATE	PUPIL COUNT	DROPOUTS	DROPOUT RATE	PUPIL COUNT	DROPOUTS	DROPOUT RATE	PUPIL COUNT	DROPOUTS	DROPOUT RATE	PUPIL COUNT	DROPOUTS	DROPOUT RATE	PUPIL COUNT	DROPOUTS	DROPOUT RATE
11TH GRADE FEMALE	0	0	0	0	0	0	0	0	0	4	0	0	0	0	0	4	0	0
11TH GRADE TOTAL	0	0	0	0	0	0	0	0	0	14	0	0	0	0	0	14	0	0
12TH GRADE MALE	0	0	0	0	0	0	0	0	0	9	0	0	0	0	0	9	0	0
12TH GRADE FEMALE	1	0	0	0	0	0	0	0	0	9	0	0	0	0	0	10	0	0
12TH GRADE TOTAL	1	0	0	0	0	0	0	0	0	18	0	0	0	0	0	19	0	0
DISTRICT TOTAL MALE	0	0	0	0	0	0	0	0	0	52	0	0	2	0	0	54	0	0
DISTRICT TOTAL FEMALE	2	0	0	0	0	0	0	0	0	38	1	2.6	1	0	0	41	1	2.4
DISTRICT TOTAL	2	0	0	0	0	0	0	0	0	90	1	1.1	3	0	0	95	1	1.1
DISTRICT TOTALS (EXCLUDING ALTERNATIVE SCHOOLS)																		
7TH GRADE MALE	0	0	0	0	0	0	0	0	0	9	0	0	1	0	0	10	0	0
7TH GRADE FEMALE	0	0	0	0	0	0	0	0	0	4	0	0	1	0	0	5	0	0
7TH GRADE TOTAL	0	0	0	0	0	0	0	0	0	13	0	0	2	0	0	15	0	0
8TH GRADE MALE	0	0	0	0	0	0	0	0	0	9	0	0	1	0	0	10	0	0
8TH GRADE FEMALE	0	0	0	0	0	0	0	0	0	3	0	0	0	0	0	3	0	0
8TH GRADE TOTAL	0	0	0	0	0	0	0	0	0	12	0	0	1	0	0	13	0	0
9TH GRADE MALE	0	0	0	0	0	0	0	0	0	8	0	0	0	0	0	8	0	0
9TH GRADE FEMALE	1	0	0	0	0	0	0	0	0	9	1	11.1	0	0	0	10	1	10
9TH GRADE TOTAL	1	0	0	0	0	0	0	0	0	17	1	5.9	0	0	0	18	1	5.6
10TH GRADE MALE	0	0	0	0	0	0	0	0	0	7	0	0	0	0	0	7	0	0
10TH GRADE FEMALE	0	0	0	0	0	0	0	0	0	9	0	0	0	0	0	9	0	0
10TH GRADE TOTAL	0	0	0	0	0	0	0	0	0	16	0	0	0	0	0	16	0	0
11TH GRADE MALE	0	0	0	0	0	0	0	0	0	10	0	0	0	0	0	10	0	0
11TH GRADE FEMALE	0	0	0	0	0	0	0	0	0	4	0	0	0	0	0	4	0	0
11TH GRADE TOTAL	0	0	0	0	0	0	0	0	0	14	0	0	0	0	0	14	0	0
12TH GRADE MALE	0	0	0	0	0	0	0	0	0	9	0	0	0	0	0	9	0	0
12TH GRADE FEMALE	1	0	0	0	0	0	0	0	0	9	0	0	0	0	0	10	0	0
12TH GRADE TOTAL	1	0	0	0	0	0	0	0	0	18	0	0	0	0	0	19	0	0
DISTRICT TOTAL MALE	0	0	0	0	0	0	0	0	0	52	0	0	2	0	0	54	0	0
DISTRICT TOTAL FEMALE	2	0	0	0	0	0	0	0	0	38	1	2.6	1	0	0	41	1	2.4
DISTRICT TOTAL	2	0	0	0	0	0	0	0	0	90	1	1.1	3	0	0	95	1	1.1
DISTRICT TOTALS (ALTERNATIVE SCHOOLS ONLY)																		
DISTRICT TOTAL MALE	0	0	0	0	0	0	0	0	0	0	0	0	0	0	0	0	0	0
DISTRICT TOTAL FEMALE	0	0	0	0	0	0	0	0	0	0	0	0	0	0	0	0	0	0
DISTRICT TOTAL	0	0	0	0	0	0	0	0	0	0	0	0	0	0	0	0	0	0
COUNTY	41																	
DISTRICT:	2020	MOFFAT																
		MOFFAT COUNTY RE:NO 1																
DISTRICT TOTALS (INCLUDING ALTERNATIVE SCHOOLS)																		
7TH GRADE MALE	1	0	0	0	0	0	1	0	0	91	0	0	13	0	0	106	0	0
7TH GRADE FEMALE	0	0	0	0	0	0	0	0	0	81	0	0	16	0	0	97	0	0
7TH GRADE TOTAL	1	0	0	0	0	0	1	0	0	172	0	0	29	0	0	203	0	0
8TH GRADE MALE	1	0	0	0	0	0	0	0	0	92	0	0	12	0	0	105	0	0
8TH GRADE FEMALE	5	0	0	0	0	0	1	0	0	84	0	0	14	0	0	104	0	0
8TH GRADE TOTAL	6	0	0	0	0	0	1	0	0	176	0	0	26	0	0	209	0	0
9TH GRADE MALE	3	0	0	0	3	0	0	0	0	92	0	0	17	0	0	115	0	0
9TH GRADE FEMALE	1	0	0	0	0	0	0	0	0	108	0	0	14	1	7.1	123	1	0.8
9TH GRADE TOTAL	4	0	0	0	3	0	0	0	0	200	0	0	31	1	3.2	238	1	0.4
10TH GRADE MALE	2	0	0	1	0	0	1	0	0	93	5	5.4	9	0	0	106	5	4.7
10TH GRADE FEMALE	2	0	0	4	0	0	0	0	0	89	5	5.6	13	1	7.7	108	6	5.6
10TH GRADE TOTAL	4	0	0	5	0	0	1	0	0	182	10	5.5	22	1	4.5	214	11	5.1
11TH GRADE MALE	1	0	0	0	0	0	0	0	0	78	0	0	12	0	0	91	0	0
11TH GRADE FEMALE	2	0	0	2	0	0	0	0	0	91	8	8.8	6	0	0	101	8	7.9
11TH GRADE TOTAL	3	0	0	2	0	0	0	0	0	169	8	4.7	18	0	0	192	8	4.2
12TH GRADE MALE	1	0	0	0	0	0	0	0	0	94	4	4.3	10	0	0	105	4	3.8



8/17/2006 COLORADO DEPARTMENT OF EDUCATION
2004-2005 STATE DROPOUT COUNTS BY DISTRICT

	AMERICAN INDIAN OR ALASKAN NATIVE	AMERICAN INDIAN OR ALASKAN NATIVE	AMERICAN INDIAN OR ALASKAN NATIVE	ASIAN PACIFIC ISLANDER	ASIAN PACIFIC ISLANDER	ASIAN PACIFIC ISLANDER	BLACK NOT OF HISPANIC ORIGIN	BLACK NOT OF HISPANIC ORIGIN	BLACK NOT OF HISPANIC ORIGIN	WHITE NOT OF HISPANIC ORIGIN	WHITE NOT OF HISPANIC ORIGIN	WHITE NOT OF HISPANIC ORIGIN	HISPANIC	HISPANIC	HISPANIC	TOTALS	TOTALS	TOTALS
	PUPIL COUNT	DROPOUTS	DROPOUT RATE	PUPIL COUNT	DROPOUTS	DROPOUT RATE	PUPIL COUNT	DROPOUTS	DROPOUT RATE	PUPIL COUNT	DROPOUTS	DROPOUT RATE	PUPIL COUNT	DROPOUTS	DROPOUT RATE	PUPIL COUNT	DROPOUTS	DROPOUT RATE
12TH GRADE FEMALE	2	0	0	0	0	0	0	0	0	93	3	3.2	10	0	0	105	3	2.9
12TH GRADE TOTAL	3	0	0	0	0	0	0	0	0	187	7	3.7	20	0	0	210	7	3.3
DISTRICT TOTAL MALE	9	0	0	4	0	0	2	0	0	540	9	1.7	73	0	0	628	9	1.4
DISTRICT TOTAL FEMALE	12	0	0	6	0	0	1	0	0	546	16	2.9	73	2	2.7	638	18	2.8
DISTRICT TOTAL	21	0	0	10	0	0	3	0	0	1,086	25	2.3	146	2	1.4	1,266	27	2.1
DISTRICT TOTALS (EXCLUDING ALTERNATIVE SCHOOLS)																		
7TH GRADE MALE	1	0	0	0	0	0	1	0	0	91	0	0	13	0	0	106	0	0
7TH GRADE FEMALE	0	0	0	0	0	0	0	0	0	81	0	0	16	0	0	97	0	0
7TH GRADE TOTAL	1	0	0	0	0	0	1	0	0	172	0	0	29	0	0	203	0	0
8TH GRADE MALE	1	0	0	0	0	0	0	0	0	92	0	0	12	0	0	105	0	0
8TH GRADE FEMALE	5	0	0	0	0	0	1	0	0	84	0	0	14	0	0	104	0	0
8TH GRADE TOTAL	6	0	0	0	0	0	1	0	0	176	0	0	26	0	0	209	0	0
9TH GRADE MALE	3	0	0	3	0	0	0	0	0	92	0	0	17	0	0	115	0	0
9TH GRADE FEMALE	1	0	0	0	0	0	0	0	0	108	0	0	14	1	7.1	123	1	0.8
9TH GRADE TOTAL	4	0	0	3	0	0	0	0	0	200	0	0	31	1	3.2	238	1	0.4
10TH GRADE MALE	2	0	0	1	0	0	1	0	0	93	5	5.4	9	0	0	106	5	4.7
10TH GRADE FEMALE	2	0	0	4	0	0	0	0	0	89	5	5.6	13	1	7.7	108	6	5.6
10TH GRADE TOTAL	4	0	0	5	0	0	1	0	0	182	10	5.5	22	1	4.5	214	11	5.1
11TH GRADE MALE	1	0	0	0	0	0	0	0	0	78	0	0	12	0	0	91	0	0
11TH GRADE FEMALE	2	0	0	2	0	0	0	0	0	91	8	8.8	6	0	0	101	8	7.9
11TH GRADE TOTAL	3	0	0	2	0	0	0	0	0	169	8	4.7	18	0	0	192	8	4.2
12TH GRADE MALE	1	0	0	0	0	0	0	0	0	94	4	4.3	10	0	0	105	4	3.8
12TH GRADE FEMALE	2	0	0	0	0	0	0	0	0	93	3	3.2	10	0	0	105	3	2.9
12TH GRADE TOTAL	3	0	0	0	0	0	0	0	0	187	7	3.7	20	0	0	210	7	3.3
DISTRICT TOTAL MALE	9	0	0	4	0	0	2	0	0	540	9	1.7	73	0	0	628	9	1.4
DISTRICT TOTAL FEMALE	12	0	0	6	0	0	1	0	0	546	16	2.9	73	2	2.7	638	18	2.8
DISTRICT TOTAL	21	0	0	10	0	0	3	0	0	1,086	25	2.3	146	2	1.4	1,266	27	2.1
DISTRICT TOTALS (ALTERNATIVE SCHOOLS ONLY)																		
DISTRICT TOTAL MALE	0	0	0	0	0	0	0	0	0	0	0	0	0	0	0	0	0	0
DISTRICT TOTAL FEMALE	0	0	0	0	0	0	0	0	0	0	0	0	0	0	0	0	0	0
DISTRICT TOTAL	0	0	0	0	0	0	0	0	0	0	0	0	0	0	0	0	0	0
COUNTY	42																	
DISTRICT: 2035 MONTEZUMA-CORTEZ RE-1																		
DISTRICT TOTALS (INCLUDING ALTERNATIVE SCHOOLS)																		
7TH GRADE MALE	38	3	7.9	0	0	0	1	0	0	67	0	0	16	2	12.5	122	5	4.1
7TH GRADE FEMALE	45	1	2.2	1	0	0	0	0	0	78	0	0	19	0	0	143	1	0.7
7TH GRADE TOTAL	83	4	4.8	1	0	0	1	0	0	145	0	0	35	2	5.7	265	6	2.3
8TH GRADE MALE	43	4	9.3	1	0	0	0	0	0	83	2	2.4	15	1	6.7	142	7	4.9
8TH GRADE FEMALE	40	1	2.5	2	0	0	3	0	0	89	2	2.2	12	1	8.3	146	4	2.7
8TH GRADE TOTAL	83	5	6	3	0	0	3	0	0	172	4	2.3	27	2	7.4	288	11	3.8
9TH GRADE MALE	37	3	8.1	0	0	0	3	0	0	96	3	3.1	14	0	0	150	6	4
9TH GRADE FEMALE	29	1	3.4	1	0	0	0	0	0	86	1	1.2	23	1	4.3	139	3	2.2
9TH GRADE TOTAL	66	4	6.1	1	0	0	3	0	0	182	4	2.2	37	1	2.7	289	9	3.1
10TH GRADE MALE	31	1	3.2	0	0	0	0	0	0	106	6	5.7	19	0	0	156	7	4.5
10TH GRADE FEMALE	36	2	5.6	2	0	0	0	0	0	86	2	2.3	17	5	29.4	141	9	6.4
10TH GRADE TOTAL	67	3	4.5	2	0	0	0	0	0	192	8	4.2	36	5	13.9	297	16	5.4
11TH GRADE MALE	40	5	12.5	1	0	0	1	0	0	88	6	6.8	21	6	28.6	151	17	11.3
11TH GRADE FEMALE	30	4	13.3	1	0	0	2	0	0	103	7	6.8	14	1	7.1	150	12	8
11TH GRADE TOTAL	70	9	12.9	2	0	0	3	0	0	191	13	6.8	35	7	20	301	29	9.6
12TH GRADE MALE	41	13	31.7	1	0	0	1	0	0	110	9	8.2	25	5	20	178	27	15.2
12TH GRADE FEMALE	32	7	21.9	3	1	33.3	0	0	0	80	4	5	18	1	5.6	133	13	9.8
12TH GRADE TOTAL	73	20	27.4	4	1	25	1	0	0	190	13	6.8	43	6	14	311	40	12.9
DISTRICT TOTAL MALE	230	29	12.6	3	0	0	6	0	0	550	26	4.7	110	14	12.7	899	69	7.7

8/17/2006 COLORADO DEPARTMENT OF EDUCATION
2004-2005 STATE DROPOUT COUNTS BY DISTRICT

	AMERICAN INDIAN OR ALASKAN NATIVE	AMERICAN INDIAN OR ALASKAN NATIVE	AMERICAN INDIAN OR ALASKAN NATIVE	ASIAN PACIFIC ISLANDER	ASIAN PACIFIC ISLANDER	ASIAN PACIFIC ISLANDER	BLACK NOT OF HISPANIC ORIGIN	BLACK NOT OF HISPANIC ORIGIN	BLACK NOT OF HISPANIC ORIGIN	WHITE NOT OF HISPANIC ORIGIN	WHITE NOT OF HISPANIC ORIGIN	WHITE NOT OF HISPANIC ORIGIN	HISPANIC	HISPANIC	HISPANIC	TOTALS	TOTALS	TOTALS
	PUPIL COUNT	DROPOUTS	DROPOUT RATE	PUPIL COUNT	DROPOUTS	DROPOUT RATE	PUPIL COUNT	DROPOUTS	DROPOUT RATE	PUPIL COUNT	DROPOUTS	DROPOUT RATE	PUPIL COUNT	DROPOUTS	DROPOUT RATE	PUPIL COUNT	DROPOUTS	DROPOUT RATE
DISTRICT TOTAL FEMALE	212	16	7.5	10	1	10	5	0	0	522	16	3.1	103	9	8.7	852	42	4.9
DISTRICT TOTAL	442	45	10.2	13	1	7.7	11	0	0	1,072	42	3.9	213	23	10.8	1,751	111	6.3
DISTRICT TOTALS (EXCLUDING ALTERNATIVE SCHOOLS)																		
7TH GRADE MALE	38	3	7.9	0	0	0	1	0	0	67	0	0	16	2	12.5	122	5	4.1
7TH GRADE FEMALE	45	1	2.2	0	0	0	0	0	0	78	0	0	19	0	0	143	1	0.7
7TH GRADE TOTAL	83	4	4.8	1	0	0	1	0	0	145	0	0	35	2	5.7	265	6	2.3
8TH GRADE MALE	43	4	9.3	1	0	0	0	0	0	83	2	2.4	15	1	6.7	142	7	4.9
8TH GRADE FEMALE	40	1	2.5	2	0	0	3	0	0	89	2	2.2	12	1	8.3	146	4	2.7
8TH GRADE TOTAL	83	5	6	3	0	0	3	0	0	172	4	2.3	27	2	7.4	288	11	3.8
9TH GRADE MALE	35	3	8.6	0	0	0	3	0	0	91	2	2.2	13	0	0	142	5	3.5
9TH GRADE FEMALE	26	0	0	1	0	0	0	0	0	83	1	1.2	20	0	0	130	1	0.8
9TH GRADE TOTAL	61	3	4.9	1	0	0	3	0	0	174	3	1.7	33	0	0	272	6	2.2
10TH GRADE MALE	26	0	0	0	0	0	0	0	0	95	5	5.3	13	0	0	134	5	3.7
10TH GRADE FEMALE	31	2	6.5	2	0	0	0	0	0	80	1	1.3	15	4	26.7	128	7	5.5
10TH GRADE TOTAL	57	2	3.5	2	0	0	0	0	0	175	6	3.4	28	4	14.3	262	12	4.6
11TH GRADE MALE	31	2	6.5	1	0	0	1	0	0	80	4	5	20	6	30	133	12	9
11TH GRADE FEMALE	20	0	0	1	0	0	2	0	0	92	6	6.5	13	0	0	128	6	4.7
11TH GRADE TOTAL	51	2	3.9	2	0	0	3	0	0	172	10	5.8	33	6	18.2	261	18	6.9
12TH GRADE MALE	25	5	20	1	0	0	1	0	0	94	5	5.3	15	2	13.3	136	12	8.8
12TH GRADE FEMALE	22	5	22.7	1	0	0	0	0	0	67	2	3	13	1	7.7	103	8	7.8
12TH GRADE TOTAL	47	10	21.3	2	0	0	1	0	0	161	7	4.3	28	3	10.7	239	20	8.4
DISTRICT TOTAL MALE	198	17	8.6	3	0	0	6	0	0	510	18	3.5	92	11	12	809	46	5.7
DISTRICT TOTAL FEMALE	184	9	4.9	8	0	0	5	0	0	489	12	2.5	92	6	6.5	778	27	3.5
DISTRICT TOTAL	382	26	6.8	11	0	0	11	0	0	999	30	3	184	17	9.2	1,587	73	4.6
DISTRICT TOTALS (ALTERNATIVE SCHOOLS ONLY)																		
9TH GRADE MALE	2	0	0	0	0	0	0	0	0	5	1	20	1	0	0	8	1	12.5
9TH GRADE FEMALE	3	1	33.3	0	0	0	0	0	0	3	0	0	3	1	33.3	9	2	22.2
9TH GRADE TOTAL	5	1	20	0	0	0	0	0	0	8	1	12.5	4	1	25	17	3	17.6
10TH GRADE MALE	5	1	20	0	0	0	0	0	0	11	1	9.1	6	0	0	22	2	9.1
10TH GRADE FEMALE	5	0	0	0	0	0	0	0	0	6	1	16.7	2	1	50	13	2	15.4
10TH GRADE TOTAL	10	1	10	0	0	0	0	0	0	17	2	11.8	8	1	12.5	35	4	11.4
11TH GRADE MALE	9	3	33.3	0	0	0	0	0	0	8	2	25	1	0	0	18	5	27.8
11TH GRADE FEMALE	10	4	40	0	0	0	0	0	0	11	1	9.1	1	1	100	22	6	27.3
11TH GRADE TOTAL	19	7	36.8	0	0	0	0	0	0	19	3	15.8	2	1	50	40	11	27.5
12TH GRADE MALE	16	8	50	0	0	0	0	0	0	16	4	25	10	3	30	42	15	35.7
12TH GRADE FEMALE	10	2	20	2	1	50	0	0	0	13	2	15.4	5	0	0	30	5	16.7
12TH GRADE TOTAL	26	10	38.5	2	1	50	0	0	0	29	6	20.7	15	3	20	72	20	27.8
DISTRICT TOTAL MALE	32	12	37.5	0	0	0	0	0	0	40	8	20	18	3	16.7	90	23	25.6
DISTRICT TOTAL FEMALE	28	7	25	2	1	50	0	0	0	33	4	12.1	11	3	27.3	74	15	20.3
DISTRICT TOTAL	60	19	31.7	2	1	50	0	0	0	73	12	16.4	29	6	20.7	164	38	23.2
DISTRICT: 2055 DOLORES RE-4A																		
DISTRICT TOTALS (INCLUDING ALTERNATIVE SCHOOLS)																		
7TH GRADE MALE	3	0	0	0	0	0	0	0	0	35	0	0	3	0	0	41	0	0
7TH GRADE FEMALE	4	0	0	1	0	0	0	0	0	25	0	0	6	1	16.7	36	1	2.8
7TH GRADE TOTAL	7	0	0	1	0	0	0	0	0	60	0	0	9	1	11.1	77	1	1.3
8TH GRADE MALE	4	0	0	1	0	0	1	0	0	32	0	0	6	0	0	44	0	0
8TH GRADE FEMALE	5	2	40	1	0	0	0	0	0	22	1	4.5	3	0	0	31	3	9.7
8TH GRADE TOTAL	9	2	22.2	2	0	0	1	0	0	54	1	1.9	9	0	0	75	3	4
9TH GRADE MALE	2	0	0	0	0	0	0	0	0	34	0	0	6	1	16.7	42	1	2.4
9TH GRADE FEMALE	3	0	0	0	0	0	0	0	0	30	2	6.7	4	0	0	37	2	5.4
9TH GRADE TOTAL	5	0	0	0	0	0	0	0	0	64	2	3.1	10	1	10	79	3	3.8
10TH GRADE MALE	4	0	0	0	0	0	1	0	0	33	4	12.1	5	0	0	43	4	9.3
10TH GRADE FEMALE	2	1	50	0	0	0	0	0	0	25	2	8	2	0	0	29	3	10.3

8/17/2006 COLORADO DEPARTMENT OF EDUCATION
2004-2005 STATE DROPOUT COUNTS BY DISTRICT

	AMERICAN INDIAN OR ALASKAN NATIVE	AMERICAN INDIAN OR ALASKAN NATIVE	AMERICAN INDIAN OR ALASKAN NATIVE	ASIAN PACIFIC ISLANDER	ASIAN PACIFIC ISLANDER	ASIAN PACIFIC ISLANDER	BLACK NOT OF HISPANIC ORIGIN	BLACK NOT OF HISPANIC ORIGIN	BLACK NOT OF HISPANIC ORIGIN	WHITE NOT OF HISPANIC ORIGIN	WHITE NOT OF HISPANIC ORIGIN	WHITE NOT OF HISPANIC ORIGIN	HISPANIC	HISPANIC	HISPANIC	TOTALS	TOTALS	TOTALS
	PUPIL COUNT	DROPOUTS	DROPOUT RATE	PUPIL COUNT	DROPOUTS	DROPOUT RATE	PUPIL COUNT	DROPOUTS	DROPOUT RATE	PUPIL COUNT	DROPOUTS	DROPOUT RATE	PUPIL COUNT	DROPOUTS	DROPOUT RATE	PUPIL COUNT	DROPOUTS	DROPOUT RATE
10TH GRADE TOTAL	6	1	16.7	0	0	0	1	0	0	58	6	10.3	7	0	0	72	7	9.7
11TH GRADE MALE	1	0	0	0	0	0	0	0	0	29	1	3.4	2	0	0	32	1	3.1
11TH GRADE FEMALE	1	0	0	1	0	0	0	0	0	21	0	0	1	0	0	24	0	0
11TH GRADE TOTAL	2	0	0	1	0	0	0	0	0	50	1	2	3	0	0	56	1	1.8
12TH GRADE MALE	1	0	0	0	0	0	0	0	0	23	0	0	2	1	50	26	1	3.8
12TH GRADE FEMALE	3	0	0	0	0	0	0	0	0	27	2	7.4	3	0	0	33	2	6.1
12TH GRADE TOTAL	4	0	0	0	0	0	0	0	0	50	2	4	5	1	20	59	3	5.1
DISTRICT TOTAL MALE	15	0	0	1	0	0	2	0	0	186	5	2.7	24	2	8.3	228	7	3.1
DISTRICT TOTAL FEMALE	18	3	16.7	3	0	0	0	0	0	150	7	4.7	19	1	5.3	190	11	5.8
DISTRICT TOTAL	33	3	9.1	4	0	0	2	0	0	336	12	3.6	43	3	7	418	18	4.3
DISTRICT TOTALS (EXCLUDING ALTERNATIVE SCHOOLS)																		
7TH GRADE MALE	3	0	0	0	0	0	0	0	0	35	0	0	3	0	0	41	0	0
7TH GRADE FEMALE	4	0	0	1	0	0	0	0	0	25	0	0	6	1	16.7	36	1	2.8
7TH GRADE TOTAL	7	0	0	1	0	0	0	0	0	60	0	0	9	1	11.1	77	1	1.3
8TH GRADE MALE	4	0	0	1	0	0	1	0	0	32	0	0	6	0	0	44	0	0
8TH GRADE FEMALE	5	2	40	0	0	0	0	0	0	22	1	4.5	3	0	0	31	3	9.7
8TH GRADE TOTAL	9	2	22.2	2	0	0	1	0	0	54	1	1.9	9	0	0	75	3	4
9TH GRADE MALE	2	0	0	0	0	0	0	0	0	34	0	0	6	1	16.7	42	1	2.4
9TH GRADE FEMALE	3	0	0	0	0	0	0	0	0	30	2	6.7	4	0	0	37	2	5.4
9TH GRADE TOTAL	5	0	0	0	0	0	0	0	0	64	2	3.1	10	1	10	79	3	3.8
10TH GRADE MALE	4	0	0	0	0	0	1	0	0	33	4	12.1	5	0	0	43	4	9.3
10TH GRADE FEMALE	2	1	50	0	0	0	0	0	0	25	2	8	2	0	0	29	3	10.3
10TH GRADE TOTAL	6	1	16.7	0	0	0	1	0	0	58	6	10.3	7	0	0	72	7	9.7
11TH GRADE MALE	1	0	0	0	0	0	0	0	0	29	1	3.4	2	0	0	32	1	3.1
11TH GRADE FEMALE	1	0	0	1	0	0	0	0	0	21	0	0	1	0	0	24	0	0
11TH GRADE TOTAL	2	0	0	1	0	0	0	0	0	50	1	2	3	0	0	56	1	1.8
12TH GRADE MALE	1	0	0	0	0	0	0	0	0	23	0	0	2	1	50	26	1	3.8
12TH GRADE FEMALE	3	0	0	0	0	0	0	0	0	27	2	7.4	3	0	0	33	2	6.1
12TH GRADE TOTAL	4	0	0	0	0	0	0	0	0	50	2	4	5	1	20	59	3	5.1
DISTRICT TOTAL MALE	15	0	0	1	0	0	2	0	0	186	5	2.7	24	2	8.3	228	7	3.1
DISTRICT TOTAL FEMALE	18	3	16.7	3	0	0	0	0	0	150	7	4.7	19	1	5.3	190	11	5.8
DISTRICT TOTAL	33	3	9.1	4	0	0	2	0	0	336	12	3.6	43	3	7	418	18	4.3
DISTRICT TOTALS (ALTERNATIVE SCHOOLS ONLY)																		
DISTRICT TOTAL MALE	0	0	0	0	0	0	0	0	0	0	0	0	0	0	0	0	0	0
DISTRICT TOTAL FEMALE	0	0	0	0	0	0	0	0	0	0	0	0	0	0	0	0	0	0
DISTRICT TOTAL	0	0	0	0	0	0	0	0	0	0	0	0	0	0	0	0	0	0
DISTRICT: 2070 MANCOS RE-6																		
DISTRICT TOTALS (INCLUDING ALTERNATIVE SCHOOLS)																		
7TH GRADE MALE	0	0	0	0	0	0	1	0	0	14	0	0	1	0	0	16	0	0
7TH GRADE FEMALE	1	0	0	0	0	0	0	0	0	18	0	0	5	0	0	24	0	0
7TH GRADE TOTAL	1	0	0	0	0	0	1	0	0	32	0	0	6	0	0	40	0	0
8TH GRADE MALE	1	0	0	0	0	0	0	0	0	16	0	0	3	0	0	20	0	0
8TH GRADE FEMALE	1	0	0	1	0	0	0	0	0	12	0	0	4	0	0	18	0	0
8TH GRADE TOTAL	2	0	0	1	0	0	0	0	0	28	0	0	7	0	0	38	0	0
9TH GRADE MALE	1	0	0	0	0	0	1	0	0	14	0	0	1	0	0	17	0	0
9TH GRADE FEMALE	2	0	0	0	0	0	0	0	0	14	1	7.1	5	0	0	21	1	4.8
9TH GRADE TOTAL	3	0	0	0	0	0	1	0	0	28	1	3.6	6	0	0	38	1	2.6
10TH GRADE MALE	1	0	0	0	0	0	1	0	0	26	0	0	3	0	0	31	0	0
10TH GRADE FEMALE	1	0	0	0	0	0	0	0	0	12	0	0	2	0	0	15	0	0
10TH GRADE TOTAL	2	0	0	0	0	0	1	0	0	38	0	0	5	0	0	46	0	0
11TH GRADE MALE	5	3	60	0	0	0	0	0	0	11	2	18.2	8	0	0	24	5	20.8
11TH GRADE FEMALE	0	0	0	0	0	0	0	0	0	10	0	0	4	0	0	14	0	0
11TH GRADE TOTAL	5	3	60	0	0	0	0	0	0	21	2	9.5	12	0	0	38	5	13.2

8/17/2006 COLORADO DEPARTMENT OF EDUCATION
2004-2005 STATE DROPOUT COUNTS BY DISTRICT

	AMERICAN INDIAN OR ALASKAN NATIVE	AMERICAN INDIAN OR ALASKAN NATIVE	AMERICAN INDIAN OR ALASKAN NATIVE	ASIAN PACIFIC ISLANDER	ASIAN PACIFIC ISLANDER	ASIAN PACIFIC ISLANDER	BLACK NOT OF HISPANIC ORIGIN	BLACK NOT OF HISPANIC ORIGIN	BLACK NOT OF HISPANIC ORIGIN	WHITE NOT OF HISPANIC ORIGIN	WHITE NOT OF HISPANIC ORIGIN	WHITE NOT OF HISPANIC ORIGIN	HISPANIC	HISPANIC	HISPANIC	TOTALS	TOTALS	TOTALS	
	PUPIL COUNT	DROPOUTS	DROPOUT RATE	PUPIL COUNT	DROPOUTS	DROPOUT RATE	PUPIL COUNT	DROPOUTS	DROPOUT RATE	PUPIL COUNT	DROPOUTS	DROPOUT RATE	PUPIL COUNT	DROPOUTS	DROPOUT RATE	PUPIL COUNT	DROPOUTS	DROPOUT RATE	
12TH GRADE MALE	0	0	0	0	0	0	0	0	0	12	0	0	1	0	0	13	0	0	
12TH GRADE FEMALE	1	0	0	2	0	0	0	0	0	19	0	0	2	0	0	24	0	0	
12TH GRADE TOTAL	1	0	0	2	0	0	0	0	0	31	0	0	3	0	0	37	0	0	
DISTRICT TOTAL MALE	8	3	37.5	0	0	0	3	0	0	93	2	2.2	17	0	0	121	5	4.1	
DISTRICT TOTAL FEMALE	6	0	0	3	0	0	0	0	0	85	1	1.2	22	0	0	116	1	0.9	
DISTRICT TOTAL	14	3	21.4	3	0	0	3	0	0	178	3	1.7	39	0	0	237	6	2.5	
DISTRICT TOTALS (EXCLUDING ALTERNATIVE SCHOOLS)																			
7TH GRADE MALE	0	0	0	0	0	0	1	0	0	14	0	0	1	0	0	16	0	0	
7TH GRADE FEMALE	1	0	0	0	0	0	0	0	0	18	0	0	5	0	0	24	0	0	
7TH GRADE TOTAL	1	0	0	0	0	0	1	0	0	32	0	0	6	0	0	40	0	0	
8TH GRADE MALE	1	0	0	0	0	0	0	0	0	16	0	0	3	0	0	20	0	0	
8TH GRADE FEMALE	1	0	0	1	0	0	0	0	0	12	0	0	4	0	0	18	0	0	
8TH GRADE TOTAL	2	0	0	1	0	0	0	0	0	28	0	0	7	0	0	38	0	0	
9TH GRADE MALE	1	0	0	0	0	0	1	0	0	14	0	0	1	0	0	17	0	0	
9TH GRADE FEMALE	2	0	0	0	0	0	0	0	0	14	1	7.1	5	0	0	21	1	4.8	
9TH GRADE TOTAL	3	0	0	0	0	0	1	0	0	28	1	3.6	6	0	0	38	1	2.6	
10TH GRADE MALE	1	0	0	0	0	0	1	0	0	26	0	0	3	0	0	31	0	0	
10TH GRADE FEMALE	1	0	0	0	0	0	0	0	0	12	0	0	2	0	0	15	0	0	
10TH GRADE TOTAL	2	0	0	0	0	0	1	0	0	38	0	0	5	0	0	46	0	0	
11TH GRADE MALE	5	3	60	0	0	0	0	0	0	11	2	18.2	8	0	0	24	5	20.8	
11TH GRADE FEMALE	0	0	0	0	0	0	0	0	0	10	0	0	4	0	0	14	0	0	
11TH GRADE TOTAL	5	3	60	0	0	0	0	0	0	21	2	9.5	12	0	0	38	5	13.2	
12TH GRADE MALE	0	0	0	0	0	0	0	0	0	12	0	0	1	0	0	13	0	0	
12TH GRADE FEMALE	1	0	0	2	0	0	0	0	0	19	0	0	2	0	0	24	0	0	
12TH GRADE TOTAL	1	0	0	2	0	0	0	0	0	31	0	0	3	0	0	37	0	0	
DISTRICT TOTAL MALE	8	3	37.5	0	0	0	3	0	0	93	2	2.2	17	0	0	121	5	4.1	
DISTRICT TOTAL FEMALE	6	0	0	3	0	0	0	0	0	85	1	1.2	22	0	0	116	1	0.9	
DISTRICT TOTAL	14	3	21.4	3	0	0	3	0	0	178	3	1.7	39	0	0	237	6	2.5	
DISTRICT TOTALS (ALTERNATIVE SCHOOLS ONLY)																			
DISTRICT TOTAL MALE	0	0	0	0	0	0	0	0	0	0	0	0	0	0	0	0	0	0	
DISTRICT TOTAL FEMALE	0	0	0	0	0	0	0	0	0	0	0	0	0	0	0	0	0	0	
DISTRICT TOTAL	0	0	0	0	0	0	0	0	0	0	0	0	0	0	0	0	0	0	
COUNTY	43																		
DISTRICT:	2180																		
DISTRICT TOTALS (INCLUDING ALTERNATIVE SCHOOLS)																			
7TH GRADE MALE	2	0	0	3	0	0	2	0	0	182	1	0.5	49	1	2	238	2	0.8	
7TH GRADE FEMALE	3	0	0	1	0	0	3	0	0	176	0	0	57	0	0	240	0	0	
7TH GRADE TOTAL	5	0	0	4	0	0	5	0	0	358	1	0.3	106	1	0.9	478	2	0.4	
8TH GRADE MALE	3	0	0	2	0	0	3	0	0	182	2	1.1	64	0	0	254	2	0.8	
8TH GRADE FEMALE	1	0	0	0	0	0	0	0	0	177	0	0	77	0	0	255	0	0	
8TH GRADE TOTAL	4	0	0	2	0	0	3	0	0	359	2	0.6	141	0	0	509	2	0.4	
9TH GRADE MALE	5	0	0	4	0	0	1	0	0	183	4	2.2	51	2	3.9	244	6	2.5	
9TH GRADE FEMALE	1	0	0	2	0	0	1	0	0	186	1	0.5	73	3	4.1	263	4	1.5	
9TH GRADE TOTAL	6	0	0	6	0	0	2	0	0	369	5	1.4	124	5	4	507	10	2	
10TH GRADE MALE	4	0	0	4	0	0	2	1	50	169	6	3.6	58	5	8.6	237	12	5.1	
10TH GRADE FEMALE	3	1	33.3	1	0	0	1	0	0	171	7	4.1	35	3	8.6	211	11	5.2	
10TH GRADE TOTAL	7	1	14.3	5	0	0	3	1	33.3	340	13	3.8	93	8	8.6	448	23	5.1	
11TH GRADE MALE	2	0	0	3	0	0	2	1	50	178	15	8.4	54	11	20.4	239	27	11.3	
11TH GRADE FEMALE	2	0	0	3	0	0	2	1	50	173	16	9.2	34	4	11.8	214	21	9.8	
11TH GRADE TOTAL	4	0	0	6	0	0	4	2	50	351	31	8.8	88	15	17	453	48	10.6	
12TH GRADE MALE	2	0	0	1	1	100	0	0	0	191	14	7.3	38	12	31.6	232	27	11.6	
12TH GRADE FEMALE	0	0	0	2	0	0	3	0	0	184	7	3.8	53	5	9.4	242	12	5	
12TH GRADE TOTAL	2	0	0	3	1	33.3	3	0	0	375	21	5.6	91	17	18.7	474	39	8.2	

8/17/2006 COLORADO DEPARTMENT OF EDUCATION
2004-2005 STATE DROPOUT COUNTS BY DISTRICT

	AMERICAN INDIAN OR ALASKAN NATIVE	AMERICAN INDIAN OR ALASKAN NATIVE	AMERICAN INDIAN OR ALASKAN NATIVE	ASIAN PACIFIC ISLANDER	ASIAN PACIFIC ISLANDER	ASIAN PACIFIC ISLANDER	BLACK NOT OF HISPANIC ORIGIN	BLACK NOT OF HISPANIC ORIGIN	BLACK NOT OF HISPANIC ORIGIN	WHITE NOT OF HISPANIC ORIGIN	WHITE NOT OF HISPANIC ORIGIN	WHITE NOT OF HISPANIC ORIGIN	HISPANIC	HISPANIC	HISPANIC	TOTALS	TOTALS	TOTALS
	PUPIL COUNT	DROPOUTS	DROPOUT RATE	PUPIL COUNT	DROPOUTS	DROPOUT RATE	PUPIL COUNT	DROPOUTS	DROPOUT RATE	PUPIL COUNT	DROPOUTS	DROPOUT RATE	PUPIL COUNT	DROPOUTS	DROPOUT RATE	PUPIL COUNT	DROPOUTS	DROPOUT RATE
DISTRICT TOTAL MALE	18	0	0	17	1	5.9	10	2	20	1,085	42	3.9	314	31	9.9	1,444	76	5.3
DISTRICT TOTAL FEMALE	10	1	10	9	0	0	10	1	10	1,067	31	2.9	329	15	4.6	1,425	48	3.4
DISTRICT TOTAL	28	1	3.6	26	1	3.8	20	3	15	2,152	73	3.4	643	46	7.2	2,869	124	4.3
DISTRICT TOTALS (EXCLUDING ALTERNATIVE SCHOOLS)																		
7TH GRADE MALE	2	0	0	3	0	0	2	0	0	182	1	0.5	49	1	2	238	2	0.8
7TH GRADE FEMALE	3	0	0	1	0	0	3	0	0	176	0	0	57	0	0	240	0	0
7TH GRADE TOTAL	5	0	0	4	0	0	5	0	0	358	1	0.3	106	1	0.9	478	2	0.4
8TH GRADE MALE	3	0	0	2	0	0	3	0	0	182	2	1.1	64	0	0	254	2	0.8
8TH GRADE FEMALE	1	0	0	0	0	0	0	0	0	177	0	0	77	0	0	255	0	0
8TH GRADE TOTAL	4	0	0	2	0	0	3	0	0	359	2	0.6	141	0	0	509	2	0.4
9TH GRADE MALE	5	0	0	4	0	0	1	0	0	183	4	2.2	51	2	3.9	244	6	2.5
9TH GRADE FEMALE	1	0	0	2	0	0	1	0	0	186	1	0.5	73	3	4.1	263	4	1.5
9TH GRADE TOTAL	6	0	0	6	0	0	2	0	0	369	5	1.4	124	5	4	507	10	2
10TH GRADE MALE	4	0	0	4	0	0	2	1	50	169	6	3.6	58	5	8.6	237	12	5.1
10TH GRADE FEMALE	3	1	33.3	1	0	0	1	0	0	165	5	3	33	2	6.1	203	8	3.9
10TH GRADE TOTAL	7	1	14.3	5	0	0	3	1	33.3	334	11	3.3	91	7	7.7	440	20	4.5
11TH GRADE MALE	2	0	0	3	0	0	2	1	50	178	15	8.4	53	11	20.8	238	27	11.3
11TH GRADE FEMALE	2	0	0	3	0	0	2	1	50	172	16	9.3	31	4	12.9	210	21	10
11TH GRADE TOTAL	4	0	0	6	0	0	4	2	50	350	31	8.9	84	15	17.9	448	48	10.7
12TH GRADE MALE	2	0	0	1	1	100	0	0	0	191	14	7.3	36	11	30.6	230	26	11.3
12TH GRADE FEMALE	0	0	0	2	0	0	3	0	0	179	7	3.9	45	5	11.1	229	12	5.2
12TH GRADE TOTAL	2	0	0	3	1	33.3	3	0	0	370	21	5.7	81	16	19.8	459	38	8.3
DISTRICT TOTAL MALE	18	0	0	17	1	5.9	10	2	20	1,085	42	3.9	311	30	9.6	1,441	75	5.2
DISTRICT TOTAL FEMALE	10	1	10	9	0	0	10	1	10	1,055	29	2.7	316	14	4.4	1,400	45	3.2
DISTRICT TOTAL	28	1	3.6	26	1	3.8	20	3	15	2,140	71	3.3	627	44	7	2,841	120	4.2
DISTRICT TOTALS (ALTERNATIVE SCHOOLS ONLY)																		
10TH GRADE MALE	0	0	0	0	0	0	0	0	0	0	0	0	0	0	0	0	0	0
10TH GRADE FEMALE	0	0	0	0	0	0	0	0	0	6	2	33.3	2	1	50	8	3	37.5
10TH GRADE TOTAL	0	0	0	0	0	0	0	0	0	6	2	33.3	2	1	50	8	3	37.5
11TH GRADE MALE	0	0	0	0	0	0	0	0	0	0	0	0	1	0	0	1	0	0
11TH GRADE FEMALE	0	0	0	0	0	0	0	0	0	1	0	0	3	0	0	4	0	0
11TH GRADE TOTAL	0	0	0	0	0	0	0	0	0	1	0	0	4	0	0	5	0	0
12TH GRADE MALE	0	0	0	0	0	0	0	0	0	0	0	0	2	1	50	2	1	50
12TH GRADE FEMALE	0	0	0	0	0	0	0	0	0	5	0	0	8	0	0	13	0	0
12TH GRADE TOTAL	0	0	0	0	0	0	0	0	0	5	0	0	10	1	10	15	1	6.7
DISTRICT TOTAL MALE	0	0	0	0	0	0	0	0	0	0	0	0	3	1	33.3	3	1	33.3
DISTRICT TOTAL FEMALE	0	0	0	0	0	0	0	0	0	12	2	16.7	13	1	7.7	25	3	12
DISTRICT TOTAL	0	0	0	0	0	0	0	0	0	12	2	16.7	16	2	12.5	28	4	14.3
DISTRICT: 2190 WEST END RE-2																		
DISTRICT TOTALS (INCLUDING ALTERNATIVE SCHOOLS)																		
7TH GRADE MALE	0	0	0	0	0	0	1	0	0	9	0	0	3	0	0	13	0	0
7TH GRADE FEMALE	0	0	0	0	0	0	0	0	0	15	0	0	1	0	0	16	0	0
7TH GRADE TOTAL	0	0	0	0	0	0	1	0	0	24	0	0	4	0	0	29	0	0
8TH GRADE MALE	0	0	0	0	0	0	0	0	0	12	0	0	1	0	0	13	0	0
8TH GRADE FEMALE	0	0	0	0	0	0	0	0	0	13	0	0	1	0	0	14	0	0
8TH GRADE TOTAL	0	0	0	0	0	0	0	0	0	25	0	0	2	0	0	27	0	0
9TH GRADE MALE	0	0	0	0	0	0	0	0	0	9	0	0	5	0	0	14	0	0
9TH GRADE FEMALE	0	0	0	0	0	0	0	0	0	13	1	7.7	1	0	0	14	1	7.1
9TH GRADE TOTAL	0	0	0	0	0	0	0	0	0	22	1	4.5	6	0	0	28	1	3.6
10TH GRADE MALE	0	0	0	0	0	0	1	0	0	15	0	0	1	0	0	17	0	0
10TH GRADE FEMALE	1	0	0	0	0	0	0	0	0	21	1	4.8	0	0	0	22	1	4.5
10TH GRADE TOTAL	1	0	0	0	0	0	1	0	0	36	1	2.8	1	0	0	39	1	2.6
11TH GRADE MALE	0	0	0	0	0	0	0	0	0	11	0	0	0	0	0	11	0	0

8/17/2006 COLORADO DEPARTMENT OF EDUCATION
2004-2005 STATE DROPOUT COUNTS BY DISTRICT

	AMERICAN INDIAN OR ALASKAN NATIVE	AMERICAN INDIAN OR ALASKAN NATIVE	AMERICAN INDIAN OR ALASKAN NATIVE	ASIAN PACIFIC ISLANDER	ASIAN PACIFIC ISLANDER	ASIAN PACIFIC ISLANDER	BLACK NOT OF HISPANIC ORIGIN	BLACK NOT OF HISPANIC ORIGIN	BLACK NOT OF HISPANIC ORIGIN	WHITE NOT OF HISPANIC ORIGIN	WHITE NOT OF HISPANIC ORIGIN	WHITE NOT OF HISPANIC ORIGIN	HISPANIC	HISPANIC	HISPANIC	TOTALS	TOTALS	TOTALS	
	PUPIL COUNT	DROPOUTS	DROPOUT RATE	PUPIL COUNT	DROPOUTS	DROPOUT RATE	PUPIL COUNT	DROPOUTS	DROPOUT RATE	PUPIL COUNT	DROPOUTS	DROPOUT RATE	PUPIL COUNT	DROPOUTS	DROPOUT RATE	PUPIL COUNT	DROPOUTS	DROPOUT RATE	
11TH GRADE FEMALE	1	1	100	0	0	0	0	0	0	18	1	5.6	1	0	0	20	2	10	
11TH GRADE TOTAL	1	1	100	0	0	0	0	0	0	29	1	3.4	1	0	0	31	2	6.5	
12TH GRADE MALE	2	0	0	0	0	0	0	0	0	16	1	6.3	1	0	0	19	1	5.3	
12TH GRADE FEMALE	0	0	0	0	0	0	1	0	0	9	0	0	0	0	0	10	0	0	
12TH GRADE TOTAL	2	0	0	0	0	0	1	0	0	25	1	4	1	0	0	29	1	3.4	
DISTRICT TOTAL MALE	2	0	0	0	0	0	2	0	0	72	1	1.4	11	0	0	87	1	1.1	
DISTRICT TOTAL FEMALE	2	1	50	0	0	0	1	0	0	89	3	3.4	4	0	0	96	4	4.2	
DISTRICT TOTAL	4	1	25	0	0	0	3	0	0	161	4	2.5	15	0	0	183	5	2.7	
DISTRICT TOTALS (EXCLUDING ALTERNATIVE SCHOOLS)																			
7TH GRADE MALE	0	0	0	0	0	0	1	0	0	9	0	0	3	0	0	13	0	0	
7TH GRADE FEMALE	0	0	0	0	0	0	0	0	0	15	0	0	1	0	0	16	0	0	
7TH GRADE TOTAL	0	0	0	0	0	0	1	0	0	24	0	0	4	0	0	29	0	0	
8TH GRADE MALE	0	0	0	0	0	0	0	0	0	12	0	0	1	0	0	13	0	0	
8TH GRADE FEMALE	0	0	0	0	0	0	0	0	0	12	0	0	1	0	0	13	0	0	
8TH GRADE TOTAL	0	0	0	0	0	0	0	0	0	24	0	0	2	0	0	26	0	0	
9TH GRADE MALE	0	0	0	0	0	0	0	0	0	8	0	0	5	0	0	13	0	0	
9TH GRADE FEMALE	0	0	0	0	0	0	0	0	0	11	0	0	1	0	0	12	0	0	
9TH GRADE TOTAL	0	0	0	0	0	0	0	0	0	19	0	0	6	0	0	25	0	0	
10TH GRADE MALE	0	0	0	0	0	0	1	0	0	15	0	0	1	0	0	17	0	0	
10TH GRADE FEMALE	1	0	0	0	0	0	0	0	0	21	1	4.8	0	0	0	22	1	4.5	
10TH GRADE TOTAL	1	0	0	0	0	0	1	0	0	36	1	2.8	1	0	0	39	1	2.6	
11TH GRADE MALE	0	0	0	0	0	0	0	0	0	11	0	0	0	0	0	11	0	0	
11TH GRADE FEMALE	1	1	100	0	0	0	0	0	0	18	1	5.6	1	0	0	20	2	10	
11TH GRADE TOTAL	1	1	100	0	0	0	0	0	0	29	1	3.4	1	0	0	31	2	6.5	
12TH GRADE MALE	2	0	0	0	0	0	0	0	0	13	0	0	1	0	0	16	0	0	
12TH GRADE FEMALE	0	0	0	0	0	0	1	0	0	9	0	0	0	0	0	10	0	0	
12TH GRADE TOTAL	2	0	0	0	0	0	1	0	0	22	0	0	1	0	0	26	0	0	
DISTRICT TOTAL MALE	2	0	0	0	0	0	2	0	0	68	0	0	11	0	0	83	0	0	
DISTRICT TOTAL FEMALE	2	1	50	0	0	0	1	0	0	86	2	2.3	4	0	0	93	3	3.2	
DISTRICT TOTAL	4	1	25	0	0	0	3	0	0	154	2	1.3	15	0	0	176	3	1.7	
DISTRICT TOTALS (ALTERNATIVE SCHOOLS ONLY)																			
8TH GRADE MALE	0	0	0	0	0	0	0	0	0	0	0	0	0	0	0	0	0	0	
8TH GRADE FEMALE	0	0	0	0	0	0	0	0	0	1	0	0	0	0	0	1	0	0	
8TH GRADE TOTAL	0	0	0	0	0	0	0	0	0	1	0	0	0	0	0	1	0	0	
9TH GRADE MALE	0	0	0	0	0	0	0	0	0	1	0	0	0	0	0	1	0	0	
9TH GRADE FEMALE	0	0	0	0	0	0	0	0	0	2	1	50	0	0	0	2	1	50	
9TH GRADE TOTAL	0	0	0	0	0	0	0	0	0	3	1	33.3	0	0	0	3	1	33.3	
12TH GRADE MALE	0	0	0	0	0	0	0	0	0	3	1	33.3	0	0	0	3	1	33.3	
12TH GRADE FEMALE	0	0	0	0	0	0	0	0	0	0	0	0	0	0	0	0	0	0	
12TH GRADE TOTAL	0	0	0	0	0	0	0	0	0	3	1	33.3	0	0	0	3	1	33.3	
DISTRICT TOTAL MALE	0	0	0	0	0	0	0	0	0	4	1	25	0	0	0	4	1	25	
DISTRICT TOTAL FEMALE	0	0	0	0	0	0	0	0	0	3	1	33.3	0	0	0	3	1	33.3	
DISTRICT TOTAL	0	0	0	0	0	0	0	0	0	7	2	28.6	0	0	0	7	2	28.6	
COUNTY	44																		
DISTRICT:	2395	MORGAN																	
		BRUSH RE-2(J)																	
DISTRICT TOTALS (INCLUDING ALTERNATIVE SCHOOLS)																			
7TH GRADE MALE	1	0	0	0	0	0	0	0	0	29	0	0	34	0	0	64	0	0	
7TH GRADE FEMALE	0	0	0	0	0	0	1	0	0	42	0	0	22	0	0	65	0	0	
7TH GRADE TOTAL	1	0	0	0	0	0	1	0	0	71	0	0	56	0	0	129	0	0	
8TH GRADE MALE	1	0	0	2	0	0	3	0	0	39	0	0	28	0	0	73	0	0	
8TH GRADE FEMALE	1	0	0	1	0	0	0	0	0	45	0	0	27	0	0	74	0	0	
8TH GRADE TOTAL	2	0	0	3	0	0	3	0	0	84	0	0	55	0	0	147	0	0	
9TH GRADE MALE	0	0	0	1	0	0	0	0	0	42	0	0	32	0	0	75	0	0	

8/17/2006 COLORADO DEPARTMENT OF EDUCATION
2004-2005 STATE DROPOUT COUNTS BY DISTRICT


	AMERICAN INDIAN OR ALASKAN NATIVE	AMERICAN INDIAN OR ALASKAN NATIVE	AMERICAN INDIAN OR ALASKAN NATIVE	ASIAN PACIFIC ISLANDER	ASIAN PACIFIC ISLANDER	ASIAN PACIFIC ISLANDER	BLACK NOT OF HISPANIC ORIGIN	BLACK NOT OF HISPANIC ORIGIN	BLACK NOT OF HISPANIC ORIGIN	WHITE NOT OF HISPANIC ORIGIN	WHITE NOT OF HISPANIC ORIGIN	WHITE NOT OF HISPANIC ORIGIN	HISPANIC	HISPANIC	HISPANIC	TOTALS	TOTALS	TOTALS	
	PUPIL COUNT	DROPOUTS	DROPOUT RATE	PUPIL COUNT	DROPOUTS	DROPOUT RATE	PUPIL COUNT	DROPOUTS	DROPOUT RATE	PUPIL COUNT	DROPOUTS	DROPOUT RATE	PUPIL COUNT	DROPOUTS	DROPOUT RATE	PUPIL COUNT	DROPOUTS	DROPOUT RATE	
9TH GRADE FEMALE	1	0	0	1	0	0	2	0	0	33	0	0	30	1	3.3	67	1	1.5	
9TH GRADE TOTAL	1	0	0	2	0	0	2	0	0	75	0	0	62	1	1.6	142	1	0.7	
10TH GRADE MALE	1	0	0	1	0	0	2	0	0	35	0	0	27	1	3.7	66	1	1.5	
10TH GRADE FEMALE	1	0	0	0	0	0	0	0	0	49	2	4.1	20	1	5	70	3	4.3	
10TH GRADE TOTAL	2	0	0	1	0	0	2	0	0	84	2	2.4	47	2	4.3	136	4	2.9	
11TH GRADE MALE	0	0	0	1	0	0	1	0	0	41	0	0	15	0	0	58	0	0	
11TH GRADE FEMALE	0	0	0	0	0	0	0	0	0	38	1	2.6	21	2	9.5	59	3	5.1	
11TH GRADE TOTAL	0	0	0	1	0	0	1	0	0	79	1	1.3	36	2	5.6	117	3	2.6	
12TH GRADE MALE	0	0	0	0	0	0	0	0	0	41	0	0	19	2	10.5	60	2	3.3	
12TH GRADE FEMALE	1	0	0	0	0	0	1	0	0	35	1	2.9	13	0	0	50	1	2	
12TH GRADE TOTAL	1	0	0	0	0	0	1	0	0	76	1	1.3	32	2	6.3	110	3	2.7	
DISTRICT TOTAL MALE	3	0	0	5	0	0	6	0	0	227	0	0	155	3	1.9	396	3	0.8	
DISTRICT TOTAL FEMALE	4	0	0	2	0	0	4	0	0	242	4	1.7	133	4	3	385	8	2.1	
DISTRICT TOTAL	7	0	0	7	0	0	10	0	0	469	4	0.9	288	7	2.4	781	11	1.4	
DISTRICT TOTALS (EXCLUDING ALTERNATIVE SCHOOLS)																			
7TH GRADE MALE	1	0	0	0	0	0	0	0	0	29	0	0	34	0	0	64	0	0	
7TH GRADE FEMALE	0	0	0	0	0	0	1	0	0	42	0	0	22	0	0	65	0	0	
7TH GRADE TOTAL	1	0	0	0	0	0	1	0	0	71	0	0	56	0	0	129	0	0	
8TH GRADE MALE	1	0	0	2	0	0	3	0	0	39	0	0	28	0	0	73	0	0	
8TH GRADE FEMALE	1	0	0	1	0	0	0	0	0	45	0	0	27	0	0	74	0	0	
8TH GRADE TOTAL	2	0	0	3	0	0	3	0	0	84	0	0	55	0	0	147	0	0	
9TH GRADE MALE	0	0	0	1	0	0	0	0	0	42	0	0	32	0	0	75	0	0	
9TH GRADE FEMALE	1	0	0	1	0	0	2	0	0	33	0	0	30	1	3.3	67	1	1.5	
9TH GRADE TOTAL	1	0	0	2	0	0	2	0	0	75	0	0	62	1	1.6	142	1	0.7	
10TH GRADE MALE	1	0	0	1	0	0	2	0	0	35	0	0	27	1	3.7	66	1	1.5	
10TH GRADE FEMALE	1	0	0	0	0	0	0	0	0	49	2	4.1	20	1	5	70	3	4.3	
10TH GRADE TOTAL	2	0	0	1	0	0	2	0	0	84	2	2.4	47	2	4.3	136	4	2.9	
11TH GRADE MALE	0	0	0	1	0	0	1	0	0	41	0	0	15	0	0	58	0	0	
11TH GRADE FEMALE	0	0	0	0	0	0	0	0	0	38	1	2.6	21	2	9.5	59	3	5.1	
11TH GRADE TOTAL	0	0	0	1	0	0	1	0	0	79	1	1.3	36	2	5.6	117	3	2.6	
12TH GRADE MALE	0	0	0	0	0	0	0	0	0	41	0	0	19	2	10.5	60	2	3.3	
12TH GRADE FEMALE	1	0	0	0	0	0	1	0	0	35	1	2.9	13	0	0	50	1	2	
12TH GRADE TOTAL	1	0	0	0	0	0	1	0	0	76	1	1.3	32	2	6.3	110	3	2.7	
DISTRICT TOTAL MALE	3	0	0	5	0	0	6	0	0	227	0	0	155	3	1.9	396	3	0.8	
DISTRICT TOTAL FEMALE	4	0	0	2	0	0	4	0	0	242	4	1.7	133	4	3	385	8	2.1	
DISTRICT TOTAL	7	0	0	7	0	0	10	0	0	469	4	0.9	288	7	2.4	781	11	1.4	
DISTRICT TOTALS (ALTERNATIVE SCHOOLS ONLY)																			
DISTRICT TOTAL MALE	0	0	0	0	0	0	0	0	0	0	0	0	0	0	0	0	0	0	
DISTRICT TOTAL FEMALE	0	0	0	0	0	0	0	0	0	0	0	0	0	0	0	0	0	0	
DISTRICT TOTAL	0	0	0	0	0	0	0	0	0	0	0	0	0	0	0	0	0	0	
DISTRICT: 2405 FORT MORGAN RE-3																			
DISTRICT TOTALS (INCLUDING ALTERNATIVE SCHOOLS)																			
7TH GRADE MALE	0	0	0	1	0	0	1	0	0	58	0	0	73	3	4.1	133	3	2.3	
7TH GRADE FEMALE	1	0	0	0	0	0	0	0	0	49	0	0	77	1	1.3	127	1	0.8	
7TH GRADE TOTAL	1	0	0	1	0	0	1	0	0	107	0	0	150	4	2.7	260	4	1.5	
8TH GRADE MALE	0	0	0	1	0	0	0	0	0	91	3	3.3	68	1	1.5	160	4	2.5	
8TH GRADE FEMALE	3	0	0	0	0	0	0	0	0	49	0	0	56	0	0	108	0	0	
8TH GRADE TOTAL	3	0	0	1	0	0	0	0	0	140	3	2.1	124	1	0.8	268	4	1.5	
9TH GRADE MALE	0	0	0	0	0	0	1	0	0	69	1	1.4	77	3	3.9	147	4	2.7	
9TH GRADE FEMALE	1	0	0	0	0	0	0	0	0	62	0	0	69	1	1.4	132	1	0.8	
9TH GRADE TOTAL	1	0	0	0	0	0	1	0	0	131	1	0.8	146	4	2.7	279	5	1.8	
10TH GRADE MALE	0	0	0	1	0	0	0	0	0	71	1	1.4	46	4	8.7	118	5	4.2	
10TH GRADE FEMALE	0	0	0	1	0	0	2	0	0	74	1	1.4	52	6	11.5	129	7	5.4	

8/17/2006 COLORADO DEPARTMENT OF EDUCATION
2004-2005 STATE DROPOUT COUNTS BY DISTRICT

	AMERICAN INDIAN OR ALASKAN NATIVE	AMERICAN INDIAN OR ALASKAN NATIVE	AMERICAN INDIAN OR ALASKAN NATIVE	ASIAN PACIFIC ISLANDER	ASIAN PACIFIC ISLANDER	ASIAN PACIFIC ISLANDER	BLACK NOT OF HISPANIC ORIGIN	BLACK NOT OF HISPANIC ORIGIN	BLACK NOT OF HISPANIC ORIGIN	WHITE NOT OF HISPANIC ORIGIN	WHITE NOT OF HISPANIC ORIGIN	WHITE NOT OF HISPANIC ORIGIN	HISPANIC	HISPANIC	HISPANIC	TOTALS	TOTALS	TOTALS	
	PUPIL COUNT	DROPOUTS	DROPOUT RATE	PUPIL COUNT	DROPOUTS	DROPOUT RATE	PUPIL COUNT	DROPOUTS	DROPOUT RATE	PUPIL COUNT	DROPOUTS	DROPOUT RATE	PUPIL COUNT	DROPOUTS	DROPOUT RATE	PUPIL COUNT	DROPOUTS	DROPOUT RATE	
10TH GRADE TOTAL	0	0	0	2	0	0	2	0	0	145	2	1.4	98	10	10.2	247	12	4.9	
11TH GRADE MALE	0	0	0	1	0	0	0	0	0	47	3	6.4	39	8	20.5	87	11	12.6	
11TH GRADE FEMALE	2	1	50	1	0	0	0	0	0	63	1	1.6	49	10	20.4	115	12	10.4	
11TH GRADE TOTAL	2	1	50	2	0	0	0	0	0	110	4	3.6	88	18	20.5	202	23	11.4	
12TH GRADE MALE	0	0	0	4	0	0	2	0	0	68	3	4.4	43	8	18.6	117	11	9.4	
12TH GRADE FEMALE	0	0	0	1	0	0	2	0	0	67	1	1.5	50	9	18	120	10	8.3	
12TH GRADE TOTAL	0	0	0	5	0	0	4	0	0	135	4	3	93	17	18.3	237	21	8.9	
DISTRICT TOTAL MALE	0	0	0	8	0	0	4	0	0	404	11	2.7	346	27	7.8	762	38	5	
DISTRICT TOTAL FEMALE	7	1	14.3	3	0	0	4	0	0	364	3	0.8	353	27	7.6	731	31	4.2	
DISTRICT TOTAL	7	1	14.3	11	0	0	8	0	0	768	14	1.8	699	54	7.7	1,493	69	4.6	
DISTRICT TOTALS (EXCLUDING ALTERNATIVE SCHOOLS)																			
7TH GRADE MALE	0	0	0	1	0	0	1	0	0	58	0	0	73	3	4.1	133	3	2.3	
7TH GRADE FEMALE	1	0	0	0	0	0	0	0	0	49	0	0	77	1	1.3	127	1	0.8	
7TH GRADE TOTAL	1	0	0	1	0	0	1	0	0	107	0	0	150	4	2.7	260	4	1.5	
8TH GRADE MALE	0	0	0	1	0	0	0	0	0	91	3	3.3	68	1	1.5	160	4	2.5	
8TH GRADE FEMALE	3	0	0	0	0	0	0	0	0	49	0	0	56	0	0	108	0	0	
8TH GRADE TOTAL	3	0	0	1	0	0	0	0	0	140	3	2.1	124	1	0.8	268	4	1.5	
9TH GRADE MALE	0	0	0	0	0	0	1	0	0	69	1	1.4	76	3	3.9	146	4	2.7	
9TH GRADE FEMALE	1	0	0	0	0	0	0	0	0	61	0	0	69	1	1.4	131	1	0.8	
9TH GRADE TOTAL	1	0	0	0	0	0	1	0	0	130	1	0.8	145	4	2.8	277	5	1.8	
10TH GRADE MALE	0	0	0	1	0	0	0	0	0	67	1	1.5	46	4	8.7	114	5	4.4	
10TH GRADE FEMALE	0	0	0	1	0	0	2	0	0	69	0	0	50	6	12	122	6	4.9	
10TH GRADE TOTAL	0	0	0	2	0	0	2	0	0	136	1	0.7	96	10	10.4	236	11	4.7	
11TH GRADE MALE	0	0	0	1	0	0	0	0	0	46	3	6.5	37	6	16.2	84	9	10.7	
11TH GRADE FEMALE	1	0	0	1	0	0	0	0	0	61	0	0	43	6	14	106	6	5.7	
11TH GRADE TOTAL	1	0	0	2	0	0	0	0	0	107	3	2.8	80	12	15	190	15	7.9	
12TH GRADE MALE	0	0	0	0	0	0	2	0	0	62	3	4.8	36	5	13.9	104	8	7.7	
12TH GRADE FEMALE	0	0	0	1	0	0	2	0	0	60	0	0	43	6	14	106	6	5.7	
12TH GRADE TOTAL	0	0	0	5	0	0	4	0	0	122	3	2.5	79	11	13.9	210	14	6.7	
DISTRICT TOTAL MALE	0	0	0	8	0	0	4	0	0	393	11	2.8	336	22	6.5	741	33	4.5	
DISTRICT TOTAL FEMALE	6	0	0	3	0	0	4	0	0	349	0	0	338	20	5.9	700	20	2.9	
DISTRICT TOTAL	6	0	0	11	0	0	8	0	0	742	11	1.5	674	42	6.2	1,441	53	3.7	
DISTRICT TOTALS (ALTERNATIVE SCHOOLS ONLY)																			
9TH GRADE MALE	0	0	0	0	0	0	0	0	0	0	0	0	1	0	0	1	0	0	
9TH GRADE FEMALE	0	0	0	0	0	0	0	0	0	1	0	0	0	0	0	1	0	0	
9TH GRADE TOTAL	0	0	0	0	0	0	0	0	0	1	0	0	1	0	0	2	0	0	
10TH GRADE MALE	0	0	0	0	0	0	0	0	0	4	0	0	0	0	0	4	0	0	
10TH GRADE FEMALE	0	0	0	0	0	0	0	0	0	5	1	20	2	0	0	7	1	14.3	
10TH GRADE TOTAL	0	0	0	0	0	0	0	0	0	9	1	11.1	2	0	0	11	1	9.1	
11TH GRADE MALE	0	0	0	0	0	0	0	0	0	1	0	0	2	2	100	3	2	66.7	
11TH GRADE FEMALE	1	1	100	0	0	0	0	0	0	2	1	50	6	4	66.7	9	6	66.7	
11TH GRADE TOTAL	1	1	100	0	0	0	0	0	0	3	1	33.3	8	6	75	12	8	66.7	
12TH GRADE MALE	0	0	0	0	0	0	0	0	0	6	0	0	7	3	42.9	13	3	23.1	
12TH GRADE FEMALE	0	0	0	0	0	0	0	0	0	7	1	14.3	7	3	42.9	14	4	28.6	
12TH GRADE TOTAL	0	0	0	0	0	0	0	0	0	13	1	7.7	14	6	42.9	27	7	25.9	
DISTRICT TOTAL MALE	0	0	0	0	0	0	0	0	0	11	0	0	10	5	50	21	5	23.8	
DISTRICT TOTAL FEMALE	1	1	100	0	0	0	0	0	0	15	3	20	15	7	46.7	31	11	35.5	
DISTRICT TOTAL	1	1	100	0	0	0	0	0	0	26	3	11.5	25	12	48	52	16	30.8	
DISTRICT: 2505 WELDON VALLEY RE-20(J)																			
DISTRICT TOTALS (INCLUDING ALTERNATIVE SCHOOLS)																			
7TH GRADE MALE	0	0	0	0	0	0	0	0	0	5	0	0	1	0	0	6	0	0	
7TH GRADE FEMALE	0	0	0	0	0	0	0	0	0	7	0	0	2	0	0	9	0	0	
7TH GRADE TOTAL	0	0	0	0	0	0	0	0	0	12	0	0	3	0	0	15	0	0	


8/17/2006 COLORADO DEPARTMENT OF EDUCATION
2004-2005 STATE DROPOUT COUNTS BY DISTRICT

	AMERICAN INDIAN OR ALASKAN NATIVE	AMERICAN INDIAN OR ALASKAN NATIVE	AMERICAN INDIAN OR ALASKAN NATIVE	ASIAN PACIFIC ISLANDER	ASIAN PACIFIC ISLANDER	ASIAN PACIFIC ISLANDER	BLACK NOT OF HISPANIC ORIGIN	BLACK NOT OF HISPANIC ORIGIN	BLACK NOT OF HISPANIC ORIGIN	WHITE NOT OF HISPANIC ORIGIN	WHITE NOT OF HISPANIC ORIGIN	WHITE NOT OF HISPANIC ORIGIN	HISPANIC	HISPANIC	HISPANIC	TOTALS	TOTALS	TOTALS	
	PUPIL COUNT	DROPOUTS	DROPOUT RATE	PUPIL COUNT	DROPOUTS	DROPOUT RATE	PUPIL COUNT	DROPOUTS	DROPOUT RATE	PUPIL COUNT	DROPOUTS	DROPOUT RATE	PUPIL COUNT	DROPOUTS	DROPOUT RATE	PUPIL COUNT	DROPOUTS	DROPOUT RATE	
8TH GRADE MALE	0	0	0	0	0	0	0	0	0	6	0	0	2	0	0	8	0	0	
8TH GRADE FEMALE	0	0	0	0	0	0	0	0	0	7	0	0	1	0	0	8	0	0	
8TH GRADE TOTAL	0	0	0	0	0	0	0	0	0	13	0	0	3	0	0	16	0	0	
9TH GRADE MALE	0	0	0	0	0	0	0	0	0	9	0	0	4	0	0	13	0	0	
9TH GRADE FEMALE	0	0	0	0	0	0	0	0	0	11	1	9.1	3	0	0	14	1	7.1	
9TH GRADE TOTAL	0	0	0	0	0	0	0	0	0	20	1	5	7	0	0	27	1	3.7	
10TH GRADE MALE	0	0	0	0	0	0	0	0	0	7	1	14.3	1	0	0	8	1	12.5	
10TH GRADE FEMALE	0	0	0	0	0	0	0	0	0	7	0	0	1	0	0	8	0	0	
10TH GRADE TOTAL	0	0	0	0	0	0	0	0	0	14	1	7.1	2	0	0	16	1	6.3	
11TH GRADE MALE	0	0	0	0	0	0	0	0	0	5	0	0	0	0	0	5	0	0	
11TH GRADE FEMALE	0	0	0	0	0	0	0	0	0	7	0	0	2	0	0	9	0	0	
11TH GRADE TOTAL	0	0	0	0	0	0	0	0	0	12	0	0	2	0	0	14	0	0	
12TH GRADE MALE	0	0	0	0	0	0	0	0	0	3	0	0	0	0	0	3	0	0	
12TH GRADE FEMALE	0	0	0	0	0	0	0	0	0	10	1	10	0	0	0	10	1	10	
12TH GRADE TOTAL	0	0	0	0	0	0	0	0	0	13	1	7.7	0	0	0	13	1	7.7	
DISTRICT TOTAL MALE	0	0	0	0	0	0	0	0	0	35	1	2.9	8	0	0	43	1	2.3	
DISTRICT TOTAL FEMALE	0	0	0	0	0	0	0	0	0	49	2	4.1	9	0	0	58	2	3.4	
DISTRICT TOTAL	0	0	0	0	0	0	0	0	0	84	3	3.6	17	0	0	101	3	3	
DISTRICT TOTALS (EXCLUDING ALTERNATIVE SCHOOLS)																			
7TH GRADE MALE	0	0	0	0	0	0	0	0	0	5	0	0	1	0	0	6	0	0	
7TH GRADE FEMALE	0	0	0	0	0	0	0	0	0	7	0	0	2	0	0	9	0	0	
7TH GRADE TOTAL	0	0	0	0	0	0	0	0	0	12	0	0	3	0	0	15	0	0	
8TH GRADE MALE	0	0	0	0	0	0	0	0	0	6	0	0	2	0	0	8	0	0	
8TH GRADE FEMALE	0	0	0	0	0	0	0	0	0	7	0	0	1	0	0	8	0	0	
8TH GRADE TOTAL	0	0	0	0	0	0	0	0	0	13	0	0	3	0	0	16	0	0	
9TH GRADE MALE	0	0	0	0	0	0	0	0	0	9	0	0	4	0	0	13	0	0	
9TH GRADE FEMALE	0	0	0	0	0	0	0	0	0	11	1	9.1	3	0	0	14	1	7.1	
9TH GRADE TOTAL	0	0	0	0	0	0	0	0	0	20	1	5	7	0	0	27	1	3.7	
10TH GRADE MALE	0	0	0	0	0	0	0	0	0	7	1	14.3	1	0	0	8	1	12.5	
10TH GRADE FEMALE	0	0	0	0	0	0	0	0	0	7	0	0	1	0	0	8	0	0	
10TH GRADE TOTAL	0	0	0	0	0	0	0	0	0	14	1	7.1	2	0	0	16	1	6.3	
11TH GRADE MALE	0	0	0	0	0	0	0	0	0	5	0	0	0	0	0	5	0	0	
11TH GRADE FEMALE	0	0	0	0	0	0	0	0	0	7	0	0	2	0	0	9	0	0	
11TH GRADE TOTAL	0	0	0	0	0	0	0	0	0	12	0	0	2	0	0	14	0	0	
12TH GRADE MALE	0	0	0	0	0	0	0	0	0	3	0	0	0	0	0	3	0	0	
12TH GRADE FEMALE	0	0	0	0	0	0	0	0	0	10	1	10	0	0	0	10	1	10	
12TH GRADE TOTAL	0	0	0	0	0	0	0	0	0	13	1	7.7	0	0	0	13	1	7.7	
DISTRICT TOTAL MALE	0	0	0	0	0	0	0	0	0	35	1	2.9	8	0	0	43	1	2.3	
DISTRICT TOTAL FEMALE	0	0	0	0	0	0	0	0	0	49	2	4.1	9	0	0	58	2	3.4	
DISTRICT TOTAL	0	0	0	0	0	0	0	0	0	84	3	3.6	17	0	0	101	3	3	
DISTRICT TOTALS (ALTERNATIVE SCHOOLS ONLY)																			
DISTRICT TOTAL MALE	0	0	0	0	0	0	0	0	0	0	0	0	0	0	0	0	0	0	
DISTRICT TOTAL FEMALE	0	0	0	0	0	0	0	0	0	0	0	0	0	0	0	0	0	0	
DISTRICT TOTAL	0	0	0	0	0	0	0	0	0	0	0	0	0	0	0	0	0	0	
DISTRICT:	2515	WIGGINS RE-50(J)																	
DISTRICT TOTALS (INCLUDING ALTERNATIVE SCHOOLS)																			
7TH GRADE MALE	0	0	0	1	0	0	0	0	0	28	0	0	9	0	0	38	0	0	
7TH GRADE FEMALE	0	0	0	0	0	0	0	0	0	15	0	0	6	0	0	21	0	0	
7TH GRADE TOTAL	0	0	0	1	0	0	0	0	0	43	0	0	15	0	0	59	0	0	
8TH GRADE MALE	0	0	0	1	0	0	0	0	0	17	0	0	8	0	0	26	0	0	
8TH GRADE FEMALE	0	0	0	0	0	0	0	0	0	24	0	0	4	0	0	28	0	0	
8TH GRADE TOTAL	0	0	0	1	0	0	0	0	0	41	0	0	12	0	0	54	0	0	
9TH GRADE MALE	0	0	0	2	0	0	0	0	0	17	0	0	4	0	0	23	0	0	



8/17/2006 COLORADO DEPARTMENT OF EDUCATION
2004-2005 STATE DROPOUT COUNTS BY DISTRICT

	AMERICAN INDIAN OR ALASKAN NATIVE	AMERICAN INDIAN OR ALASKAN NATIVE	AMERICAN INDIAN OR ALASKAN NATIVE	ASIAN PACIFIC ISLANDER	ASIAN PACIFIC ISLANDER	ASIAN PACIFIC ISLANDER	BLACK NOT OF HISPANIC ORIGIN	BLACK NOT OF HISPANIC ORIGIN	BLACK NOT OF HISPANIC ORIGIN	WHITE NOT OF HISPANIC ORIGIN	WHITE NOT OF HISPANIC ORIGIN	WHITE NOT OF HISPANIC ORIGIN	HISPANIC	HISPANIC	HISPANIC	TOTALS	TOTALS	TOTALS	
	PUPIL COUNT	DROPOUTS	DROPOUT RATE	PUPIL COUNT	DROPOUTS	DROPOUT RATE	PUPIL COUNT	DROPOUTS	DROPOUT RATE	PUPIL COUNT	DROPOUTS	DROPOUT RATE	PUPIL COUNT	DROPOUTS	DROPOUT RATE	PUPIL COUNT	DROPOUTS	DROPOUT RATE	
9TH GRADE FEMALE	1	0	0	0	0	0	1	0	0	20	0	0	5	0	0	27	0	0	
9TH GRADE TOTAL	1	0	0	2	0	0	1	0	0	37	0	0	9	0	0	50	0	0	
10TH GRADE MALE	0	0	0	0	0	0	0	0	0	25	0	0	7	1	14.3	32	1	3.1	
10TH GRADE FEMALE	0	0	0	0	0	0	0	0	0	21	1	4.8	8	0	0	29	1	3.4	
10TH GRADE TOTAL	0	0	0	0	0	0	0	0	0	46	1	2.2	15	1	6.7	61	2	3.3	
11TH GRADE MALE	0	0	0	2	0	0	0	0	0	12	0	0	5	0	0	19	0	0	
11TH GRADE FEMALE	1	0	0	0	0	0	0	0	0	18	0	0	2	0	0	21	0	0	
11TH GRADE TOTAL	1	0	0	2	0	0	0	0	0	30	0	0	7	0	0	40	0	0	
12TH GRADE MALE	1	0	0	0	0	0	0	0	0	11	0	0	3	0	0	15	0	0	
12TH GRADE FEMALE	0	0	0	2	0	0	0	0	0	21	1	4.8	4	0	0	27	1	3.7	
12TH GRADE TOTAL	1	0	0	2	0	0	0	0	0	32	1	3.1	7	0	0	42	1	2.4	
DISTRICT TOTAL MALE	1	0	0	6	0	0	0	0	0	110	0	0	36	1	2.8	153	1	0.7	
DISTRICT TOTAL FEMALE	2	0	0	2	0	0	1	0	0	119	2	1.7	29	0	0	153	2	1.3	
DISTRICT TOTAL	3	0	0	8	0	0	1	0	0	229	2	0.9	65	1	1.5	306	3	1	
DISTRICT TOTALS (EXCLUDING ALTERNATIVE SCHOOLS)																			
7TH GRADE MALE	0	0	0	1	0	0	0	0	0	28	0	0	9	0	0	38	0	0	
7TH GRADE FEMALE	0	0	0	0	0	0	0	0	0	15	0	0	6	0	0	21	0	0	
7TH GRADE TOTAL	0	0	0	1	0	0	0	0	0	43	0	0	15	0	0	59	0	0	
8TH GRADE MALE	0	0	0	1	0	0	0	0	0	17	0	0	8	0	0	26	0	0	
8TH GRADE FEMALE	0	0	0	0	0	0	0	0	0	24	0	0	4	0	0	28	0	0	
8TH GRADE TOTAL	0	0	0	1	0	0	0	0	0	41	0	0	12	0	0	54	0	0	
9TH GRADE MALE	0	0	0	2	0	0	0	0	0	17	0	0	4	0	0	23	0	0	
9TH GRADE FEMALE	1	0	0	0	0	0	1	0	0	20	0	0	5	0	0	27	0	0	
9TH GRADE TOTAL	1	0	0	2	0	0	1	0	0	37	0	0	9	0	0	50	0	0	
10TH GRADE MALE	0	0	0	0	0	0	0	0	0	25	0	0	7	1	14.3	32	1	3.1	
10TH GRADE FEMALE	0	0	0	0	0	0	0	0	0	21	1	4.8	8	0	0	29	1	3.4	
10TH GRADE TOTAL	0	0	0	0	0	0	0	0	0	46	1	2.2	15	1	6.7	61	2	3.3	
11TH GRADE MALE	0	0	0	2	0	0	0	0	0	12	0	0	5	0	0	19	0	0	
11TH GRADE FEMALE	1	0	0	0	0	0	0	0	0	18	0	0	2	0	0	21	0	0	
11TH GRADE TOTAL	1	0	0	2	0	0	0	0	0	30	0	0	7	0	0	40	0	0	
12TH GRADE MALE	1	0	0	0	0	0	0	0	0	11	0	0	3	0	0	15	0	0	
12TH GRADE FEMALE	0	0	0	2	0	0	0	0	0	21	1	4.8	4	0	0	27	1	3.7	
12TH GRADE TOTAL	1	0	0	2	0	0	0	0	0	32	1	3.1	7	0	0	42	1	2.4	
DISTRICT TOTAL MALE	1	0	0	6	0	0	0	0	0	110	0	0	36	1	2.8	153	1	0.7	
DISTRICT TOTAL FEMALE	2	0	0	2	0	0	1	0	0	119	2	1.7	29	0	0	153	2	1.3	
DISTRICT TOTAL	3	0	0	8	0	0	1	0	0	229	2	0.9	65	1	1.5	306	3	1	
DISTRICT TOTALS (ALTERNATIVE SCHOOLS ONLY)																			
DISTRICT TOTAL MALE	0	0	0	0	0	0	0	0	0	0	0	0	0	0	0	0	0	0	
DISTRICT TOTAL FEMALE	0	0	0	0	0	0	0	0	0	0	0	0	0	0	0	0	0	0	
DISTRICT TOTAL	0	0	0	0	0	0	0	0	0	0	0	0	0	0	0	0	0	0	
COUNTY	45																		
DISTRICT:	2520																		
DISTRICT TOTALS (INCLUDING ALTERNATIVE SCHOOLS)																			
7TH GRADE MALE	3	0	0	0	0	0	0	0	0	20	0	0	39	0	0	62	0	0	
7TH GRADE FEMALE	1	0	0	0	0	0	0	0	0	29	0	0	35	0	0	65	0	0	
7TH GRADE TOTAL	4	0	0	0	0	0	0	0	0	49	0	0	74	0	0	127	0	0	
8TH GRADE MALE	1	0	0	0	0	0	0	0	0	49	0	0	36	0	0	86	0	0	
8TH GRADE FEMALE	1	0	0	1	0	0	3	0	0	28	0	0	38	0	0	71	0	0	
8TH GRADE TOTAL	2	0	0	1	0	0	3	0	0	77	0	0	74	0	0	157	0	0	
9TH GRADE MALE	0	0	0	0	0	0	0	0	0	38	0	0	39	2	5.1	77	2	2.6	
9TH GRADE FEMALE	2	0	0	1	0	0	3	0	0	37	2	5.4	40	1	2.5	83	3	3.6	
9TH GRADE TOTAL	2	0	0	1	0	0	3	0	0	75	2	2.7	79	3	3.8	160	5	3.1	
10TH GRADE MALE	1	0	0	0	0	0	1	0	0	27	1	3.7	47	3	6.4	76	4	5.3	



8/17/2006 COLORADO DEPARTMENT OF EDUCATION
2004-2005 STATE DROPOUT COUNTS BY DISTRICT


	AMERICAN INDIAN OR ALASKAN NATIVE	AMERICAN INDIAN OR ALASKAN NATIVE	AMERICAN INDIAN OR ALASKAN NATIVE	ASIAN PACIFIC ISLANDER	ASIAN PACIFIC ISLANDER	ASIAN PACIFIC ISLANDER	BLACK NOT OF HISPANIC ORIGIN	BLACK NOT OF HISPANIC ORIGIN	BLACK NOT OF HISPANIC ORIGIN	WHITE NOT OF HISPANIC ORIGIN	WHITE NOT OF HISPANIC ORIGIN	WHITE NOT OF HISPANIC ORIGIN	HISPANIC	HISPANIC	HISPANIC	TOTALS	TOTALS	TOTALS
	PUPIL COUNT	DROPOUTS	DROPOUT RATE	PUPIL COUNT	DROPOUTS	DROPOUT RATE	PUPIL COUNT	DROPOUTS	DROPOUT RATE	PUPIL COUNT	DROPOUTS	DROPOUT RATE	PUPIL COUNT	DROPOUTS	DROPOUT RATE	PUPIL COUNT	DROPOUTS	DROPOUT RATE
10TH GRADE FEMALE	1	0	0	0	0	0	1	0	0	27	1	3.7	38	1	2.6	67	2	3
10TH GRADE TOTAL	2	0	0	0	0	0	2	0	0	54	2	3.7	85	4	4.7	143	6	4.2
11TH GRADE MALE	1	0	0	0	0	0	2	0	0	42	0	0	37	7	18.9	82	7	8.5
11TH GRADE FEMALE	2	0	0	0	0	0	1	0	0	39	1	2.6	30	1	3.3	72	2	2.8
11TH GRADE TOTAL	3	0	0	0	0	0	3	0	0	81	1	1.2	67	8	11.9	154	9	5.8
12TH GRADE MALE	1	0	0	0	0	0	0	0	0	36	2	5.6	39	7	17.9	76	9	11.8
12TH GRADE FEMALE	0	0	0	0	0	0	0	0	0	34	4	11.8	34	6	17.6	68	10	14.7
12TH GRADE TOTAL	1	0	0	0	0	0	0	0	0	70	6	8.6	73	13	17.8	144	19	13.2
DISTRICT TOTAL MALE	7	0	0	0	0	0	3	0	0	212	3	1.4	237	19	8	459	22	4.8
DISTRICT TOTAL FEMALE	7	0	0	2	0	0	8	0	0	194	8	4.1	215	9	4.2	426	17	4
DISTRICT TOTAL	14	0	0	2	0	0	11	0	0	406	11	2.7	452	28	6.2	885	39	4.4
DISTRICT TOTALS (EXCLUDING ALTERNATIVE SCHOOLS)																		
7TH GRADE MALE	3	0	0	0	0	0	0	0	0	20	0	0	39	0	0	62	0	0
7TH GRADE FEMALE	1	0	0	0	0	0	0	0	0	29	0	0	35	0	0	65	0	0
7TH GRADE TOTAL	4	0	0	0	0	0	0	0	0	49	0	0	74	0	0	127	0	0
8TH GRADE MALE	1	0	0	0	0	0	0	0	0	49	0	0	36	0	0	86	0	0
8TH GRADE FEMALE	1	0	0	1	0	0	3	0	0	28	0	0	38	0	0	71	0	0
8TH GRADE TOTAL	2	0	0	1	0	0	3	0	0	77	0	0	74	0	0	157	0	0
9TH GRADE MALE	0	0	0	0	0	0	0	0	0	38	0	0	31	0	0	69	0	0
9TH GRADE FEMALE	2	0	0	1	0	0	2	0	0	35	1	2.9	37	1	2.7	77	2	2.6
9TH GRADE TOTAL	2	0	0	1	0	0	2	0	0	73	1	1.4	68	1	1.5	146	2	1.4
10TH GRADE MALE	1	0	0	0	0	0	1	0	0	26	1	3.8	37	1	2.7	65	2	3.1
10TH GRADE FEMALE	0	0	0	0	0	0	1	0	0	26	1	3.8	35	1	2.9	62	2	3.2
10TH GRADE TOTAL	1	0	0	0	0	0	2	0	0	52	2	3.8	72	2	2.8	127	4	3.1
11TH GRADE MALE	1	0	0	0	0	0	2	0	0	41	0	0	27	1	3.7	71	1	1.4
11TH GRADE FEMALE	2	0	0	0	0	0	0	0	0	36	0	0	19	0	0	57	0	0
11TH GRADE TOTAL	3	0	0	0	0	0	2	0	0	77	0	0	46	1	2.2	128	1	0.8
12TH GRADE MALE	1	0	0	0	0	0	0	0	0	31	0	0	31	1	3.2	63	1	1.6
12TH GRADE FEMALE	0	0	0	0	0	0	0	0	0	30	0	0	20	0	0	50	0	0
12TH GRADE TOTAL	1	0	0	0	0	0	0	0	0	61	0	0	51	1	2	113	1	0.9
DISTRICT TOTAL MALE	7	0	0	0	0	0	3	0	0	205	1	0.5	201	3	1.5	416	4	1
DISTRICT TOTAL FEMALE	6	0	0	2	0	0	6	0	0	184	2	1.1	184	2	1.1	382	4	1
DISTRICT TOTAL	13	0	0	2	0	0	9	0	0	389	3	0.8	385	5	1.3	798	8	1
DISTRICT TOTALS (ALTERNATIVE SCHOOLS ONLY)																		
9TH GRADE MALE	0	0	0	0	0	0	0	0	0	0	0	0	8	2	25	8	2	25
9TH GRADE FEMALE	0	0	0	0	0	0	1	0	0	2	1	50	3	0	0	6	1	16.7
9TH GRADE TOTAL	0	0	0	0	0	0	1	0	0	2	1	50	11	2	18.2	14	3	21.4
10TH GRADE MALE	0	0	0	0	0	0	0	0	0	1	0	0	10	2	20	11	2	18.2
10TH GRADE FEMALE	1	0	0	0	0	0	0	0	0	1	0	0	3	0	0	5	0	0
10TH GRADE TOTAL	1	0	0	0	0	0	0	0	0	2	0	0	13	2	15.4	16	2	12.5
11TH GRADE MALE	0	0	0	0	0	0	0	0	0	1	0	0	10	6	60	11	6	54.5
11TH GRADE FEMALE	0	0	0	0	0	0	1	0	0	3	1	33.3	11	1	9.1	15	2	13.3
11TH GRADE TOTAL	0	0	0	0	0	0	1	0	0	4	1	25	21	7	33.3	26	8	30.8
12TH GRADE MALE	0	0	0	0	0	0	0	0	0	5	2	40	8	6	75	13	8	61.5
12TH GRADE FEMALE	0	0	0	0	0	0	0	0	0	4	4	100	14	6	42.9	18	10	55.6
12TH GRADE TOTAL	0	0	0	0	0	0	0	0	0	9	6	66.7	22	12	54.5	31	18	58.1
DISTRICT TOTAL MALE	0	0	0	0	0	0	0	0	0	7	2	28.6	36	16	44.4	43	18	41.9
DISTRICT TOTAL FEMALE	1	0	0	0	0	0	2	0	0	10	6	60	31	7	22.6	44	13	29.5
DISTRICT TOTAL	1	0	0	0	0	0	2	0	0	17	8	47.1	67	23	34.3	87	31	35.6
DISTRICT: 2530 ROCKY FORD R-2																		
DISTRICT TOTALS (INCLUDING ALTERNATIVE SCHOOLS)																		
7TH GRADE MALE	0	0	0	0	0	0	1	0	0	15	0	0	29	0	0	45	0	0
7TH GRADE FEMALE	0	0	0	0	0	0	0	0	0	6	0	0	31	0	0	37	0	0

8/17/2006 COLORADO DEPARTMENT OF EDUCATION
2004-2005 STATE DROPOUT COUNTS BY DISTRICT

	AMERICAN INDIAN OR ALASKAN NATIVE	AMERICAN INDIAN OR ALASKAN NATIVE	AMERICAN INDIAN OR ALASKAN NATIVE	ASIAN PACIFIC ISLANDER	ASIAN PACIFIC ISLANDER	ASIAN PACIFIC ISLANDER	BLACK NOT OF HISPANIC ORIGIN	BLACK NOT OF HISPANIC ORIGIN	BLACK NOT OF HISPANIC ORIGIN	WHITE NOT OF HISPANIC ORIGIN	WHITE NOT OF HISPANIC ORIGIN	WHITE NOT OF HISPANIC ORIGIN	HISPANIC	HISPANIC	HISPANIC	TOTALS	TOTALS	TOTALS	
	PUPIL COUNT	DROPOUTS	DROPOUT RATE	PUPIL COUNT	DROPOUTS	DROPOUT RATE	PUPIL COUNT	DROPOUTS	DROPOUT RATE	PUPIL COUNT	DROPOUTS	DROPOUT RATE	PUPIL COUNT	DROPOUTS	DROPOUT RATE	PUPIL COUNT	DROPOUTS	DROPOUT RATE	
7TH GRADE TOTAL	0	0	0	0	0	0	1	0	0	21	0	0	60	0	0	82	0	0	
8TH GRADE MALE	1	0	0	1	0	0	0	0	0	19	0	0	21	0	0	42	0	0	
8TH GRADE FEMALE	0	0	0	0	0	0	0	0	0	7	0	0	28	1	3.6	35	1	2.9	
8TH GRADE TOTAL	1	0	0	1	0	0	0	0	0	26	0	0	49	1	2	77	1	1.3	
9TH GRADE MALE	1	0	0	0	0	0	0	0	0	18	0	0	32	0	0	51	0	0	
9TH GRADE FEMALE	0	0	0	0	0	0	0	0	0	13	0	0	26	0	0	39	0	0	
9TH GRADE TOTAL	1	0	0	0	0	0	0	0	0	31	0	0	58	0	0	90	0	0	
10TH GRADE MALE	0	0	0	2	0	0	1	0	0	17	0	0	15	1	6.7	35	1	2.9	
10TH GRADE FEMALE	0	0	0	0	0	0	0	0	0	10	0	0	21	0	0	31	0	0	
10TH GRADE TOTAL	0	0	0	2	0	0	1	0	0	27	0	0	36	1	2.8	66	1	1.5	
11TH GRADE MALE	0	0	0	1	0	0	1	0	0	15	0	0	28	2	7.1	45	2	4.4	
11TH GRADE FEMALE	0	0	0	2	0	0	0	0	0	7	0	0	26	1	3.8	35	1	2.9	
11TH GRADE TOTAL	0	0	0	3	0	0	1	0	0	22	0	0	54	3	5.6	80	3	3.8	
12TH GRADE MALE	0	0	0	0	0	0	0	0	0	13	0	0	12	1	8.3	25	1	4	
12TH GRADE FEMALE	0	0	0	0	0	0	0	0	0	10	1	10	16	1	6.3	26	2	7.7	
12TH GRADE TOTAL	0	0	0	0	0	0	0	0	0	23	1	4.3	28	2	7.1	51	3	5.9	
DISTRICT TOTAL MALE	2	0	0	4	0	0	3	0	0	97	0	0	137	4	2.9	243	4	1.6	
DISTRICT TOTAL FEMALE	0	0	0	2	0	0	0	0	0	53	1	1.9	148	3	2	203	4	2	
DISTRICT TOTAL	2	0	0	6	0	0	3	0	0	150	1	0.7	285	7	2.5	446	8	1.8	
DISTRICT TOTALS (EXCLUDING ALTERNATIVE SCHOOLS)																			
7TH GRADE MALE	0	0	0	0	0	0	1	0	0	15	0	0	29	0	0	45	0	0	
7TH GRADE FEMALE	0	0	0	0	0	0	0	0	0	6	0	0	31	0	0	37	0	0	
7TH GRADE TOTAL	0	0	0	0	0	0	1	0	0	21	0	0	60	0	0	82	0	0	
8TH GRADE MALE	1	0	0	1	0	0	0	0	0	19	0	0	21	0	0	42	0	0	
8TH GRADE FEMALE	0	0	0	0	0	0	0	0	0	7	0	0	28	1	3.6	35	1	2.9	
8TH GRADE TOTAL	1	0	0	1	0	0	0	0	0	26	0	0	49	1	2	77	1	1.3	
9TH GRADE MALE	1	0	0	0	0	0	0	0	0	18	0	0	32	0	0	51	0	0	
9TH GRADE FEMALE	0	0	0	0	0	0	0	0	0	13	0	0	26	0	0	39	0	0	
9TH GRADE TOTAL	1	0	0	0	0	0	0	0	0	31	0	0	58	0	0	90	0	0	
10TH GRADE MALE	0	0	0	2	0	0	1	0	0	17	0	0	15	1	6.7	35	1	2.9	
10TH GRADE FEMALE	0	0	0	0	0	0	0	0	0	10	0	0	21	0	0	31	0	0	
10TH GRADE TOTAL	0	0	0	2	0	0	1	0	0	27	0	0	36	1	2.8	66	1	1.5	
11TH GRADE MALE	0	0	0	1	0	0	1	0	0	15	0	0	28	2	7.1	45	2	4.4	
11TH GRADE FEMALE	0	0	0	2	0	0	0	0	0	7	0	0	26	1	3.8	35	1	2.9	
11TH GRADE TOTAL	0	0	0	3	0	0	1	0	0	22	0	0	54	3	5.6	80	3	3.8	
12TH GRADE MALE	0	0	0	0	0	0	0	0	0	13	0	0	12	1	8.3	25	1	4	
12TH GRADE FEMALE	0	0	0	0	0	0	0	0	0	10	1	10	16	1	6.3	26	2	7.7	
12TH GRADE TOTAL	0	0	0	0	0	0	0	0	0	23	1	4.3	28	2	7.1	51	3	5.9	
DISTRICT TOTAL MALE	2	0	0	4	0	0	3	0	0	97	0	0	137	4	2.9	243	4	1.6	
DISTRICT TOTAL FEMALE	0	0	0	2	0	0	0	0	0	53	1	1.9	148	3	2	203	4	2	
DISTRICT TOTAL	2	0	0	6	0	0	3	0	0	150	1	0.7	285	7	2.5	446	8	1.8	
DISTRICT TOTALS (ALTERNATIVE SCHOOLS ONLY)																			
DISTRICT TOTAL MALE	0	0	0	0	0	0	0	0	0	0	0	0	0	0	0	0	0	0	
DISTRICT TOTAL FEMALE	0	0	0	0	0	0	0	0	0	0	0	0	0	0	0	0	0	0	
DISTRICT TOTAL	0	0	0	0	0	0	0	0	0	0	0	0	0	0	0	0	0	0	
DISTRICT:	2535	MANZANOLA 3J																	
DISTRICT TOTALS (INCLUDING ALTERNATIVE SCHOOLS)																			
7TH GRADE MALE	0	0	0	0	0	0	0	0	0	5	0	0	8	0	0	13	0	0	
7TH GRADE FEMALE	0	0	0	0	0	0	0	0	0	4	0	0	4	0	0	8	0	0	
7TH GRADE TOTAL	0	0	0	0	0	0	0	0	0	9	0	0	12	0	0	21	0	0	
8TH GRADE MALE	0	0	0	0	0	0	0	0	0	3	0	0	7	0	0	10	0	0	
8TH GRADE FEMALE	0	0	0	0	0	0	0	0	0	3	0	0	7	0	0	10	0	0	
8TH GRADE TOTAL	0	0	0	0	0	0	0	0	0	6	0	0	14	0	0	20	0	0	

8/17/2006 COLORADO DEPARTMENT OF EDUCATION
2004-2005 STATE DROPOUT COUNTS BY DISTRICT

	AMERICAN INDIAN OR ALASKAN NATIVE	AMERICAN INDIAN OR ALASKAN NATIVE	AMERICAN INDIAN OR ALASKAN NATIVE	ASIAN PACIFIC ISLANDER	ASIAN PACIFIC ISLANDER	ASIAN PACIFIC ISLANDER	BLACK NOT OF HISPANIC ORIGIN	BLACK NOT OF HISPANIC ORIGIN	BLACK NOT OF HISPANIC ORIGIN	WHITE NOT OF HISPANIC ORIGIN	WHITE NOT OF HISPANIC ORIGIN	WHITE NOT OF HISPANIC ORIGIN	HISPANIC	HISPANIC	HISPANIC	TOTALS	TOTALS	TOTALS	
	PUPIL COUNT	DROPOUTS	DROPOUT RATE	PUPIL COUNT	DROPOUTS	DROPOUT RATE	PUPIL COUNT	DROPOUTS	DROPOUT RATE	PUPIL COUNT	DROPOUTS	DROPOUT RATE	PUPIL COUNT	DROPOUTS	DROPOUT RATE	PUPIL COUNT	DROPOUTS	DROPOUT RATE	
9TH GRADE MALE	0	0	0	0	0	0	0	0	0	4	0	0	7	0	0	11	0	0	
9TH GRADE FEMALE	0	0	0	0	0	0	0	0	0	3	0	0	6	0	0	9	0	0	
9TH GRADE TOTAL	0	0	0	0	0	0	0	0	0	7	0	0	13	0	0	20	0	0	
10TH GRADE MALE	0	0	0	0	0	0	0	0	0	4	0	0	4	0	0	8	0	0	
10TH GRADE FEMALE	0	0	0	0	0	0	1	0	0	6	1	16.7	5	0	0	12	1	8.3	
10TH GRADE TOTAL	0	0	0	0	0	0	1	0	0	10	1	10	9	0	0	20	1	5	
11TH GRADE MALE	0	0	0	0	0	0	0	0	0	6	0	0	4	0	0	10	0	0	
11TH GRADE FEMALE	0	0	0	0	0	0	0	0	0	0	0	0	2	0	0	2	0	0	
11TH GRADE TOTAL	0	0	0	0	0	0	0	0	0	6	0	0	6	0	0	12	0	0	
12TH GRADE MALE	0	0	0	0	0	0	0	0	0	3	0	0	2	0	0	5	0	0	
12TH GRADE FEMALE	0	0	0	0	0	0	0	0	0	4	0	0	4	0	0	8	0	0	
12TH GRADE TOTAL	0	0	0	0	0	0	0	0	0	7	0	0	6	0	0	13	0	0	
DISTRICT TOTAL MALE	0	0	0	0	0	0	0	0	0	25	0	0	32	0	0	57	0	0	
DISTRICT TOTAL FEMALE	0	0	0	0	0	0	1	0	0	20	1	5	28	0	0	49	1	2	
DISTRICT TOTAL	0	0	0	0	0	0	1	0	0	45	1	2.2	60	0	0	106	1	0.9	
DISTRICT TOTALS (EXCLUDING ALTERNATIVE SCHOOLS)																			
7TH GRADE MALE	0	0	0	0	0	0	0	0	0	5	0	0	8	0	0	13	0	0	
7TH GRADE FEMALE	0	0	0	0	0	0	0	0	0	4	0	0	4	0	0	8	0	0	
7TH GRADE TOTAL	0	0	0	0	0	0	0	0	0	9	0	0	12	0	0	21	0	0	
8TH GRADE MALE	0	0	0	0	0	0	0	0	0	3	0	0	7	0	0	10	0	0	
8TH GRADE FEMALE	0	0	0	0	0	0	0	0	0	3	0	0	7	0	0	10	0	0	
8TH GRADE TOTAL	0	0	0	0	0	0	0	0	0	6	0	0	14	0	0	20	0	0	
9TH GRADE MALE	0	0	0	0	0	0	0	0	0	4	0	0	7	0	0	11	0	0	
9TH GRADE FEMALE	0	0	0	0	0	0	0	0	0	3	0	0	6	0	0	9	0	0	
9TH GRADE TOTAL	0	0	0	0	0	0	0	0	0	7	0	0	13	0	0	20	0	0	
10TH GRADE MALE	0	0	0	0	0	0	0	0	0	4	0	0	4	0	0	8	0	0	
10TH GRADE FEMALE	0	0	0	0	0	0	1	0	0	6	1	16.7	5	0	0	12	1	8.3	
10TH GRADE TOTAL	0	0	0	0	0	0	1	0	0	10	1	10	9	0	0	20	1	5	
11TH GRADE MALE	0	0	0	0	0	0	0	0	0	6	0	0	4	0	0	10	0	0	
11TH GRADE FEMALE	0	0	0	0	0	0	0	0	0	0	0	0	2	0	0	2	0	0	
11TH GRADE TOTAL	0	0	0	0	0	0	0	0	0	6	0	0	6	0	0	12	0	0	
12TH GRADE MALE	0	0	0	0	0	0	0	0	0	3	0	0	2	0	0	5	0	0	
12TH GRADE FEMALE	0	0	0	0	0	0	0	0	0	4	0	0	4	0	0	8	0	0	
12TH GRADE TOTAL	0	0	0	0	0	0	0	0	0	7	0	0	6	0	0	13	0	0	
DISTRICT TOTAL MALE	0	0	0	0	0	0	0	0	0	25	0	0	32	0	0	57	0	0	
DISTRICT TOTAL FEMALE	0	0	0	0	0	0	1	0	0	20	1	5	28	0	0	49	1	2	
DISTRICT TOTAL	0	0	0	0	0	0	1	0	0	45	1	2.2	60	0	0	106	1	0.9	
DISTRICT TOTALS (ALTERNATIVE SCHOOLS ONLY)																			
DISTRICT TOTAL MALE	0	0	0	0	0	0	0	0	0	0	0	0	0	0	0	0	0	0	
DISTRICT TOTAL FEMALE	0	0	0	0	0	0	0	0	0	0	0	0	0	0	0	0	0	0	
DISTRICT TOTAL	0	0	0	0	0	0	0	0	0	0	0	0	0	0	0	0	0	0	
DISTRICT:	2540	FOWLER R-4J																	
DISTRICT TOTALS (INCLUDING ALTERNATIVE SCHOOLS)																			
7TH GRADE MALE	0	0	0	0	0	0	1	1	100	11	0	0	5	0	0	17	1	5.9	
7TH GRADE FEMALE	0	0	0	0	0	0	0	0	0	11	0	0	5	0	0	16	0	0	
7TH GRADE TOTAL	0	0	0	0	0	0	1	1	100	22	0	0	10	0	0	33	1	3	
8TH GRADE MALE	0	0	0	0	0	0	0	0	0	11	0	0	5	0	0	16	0	0	
8TH GRADE FEMALE	0	0	0	0	0	0	0	0	0	8	0	0	2	0	0	10	0	0	
8TH GRADE TOTAL	0	0	0	0	0	0	0	0	0	19	0	0	7	0	0	26	0	0	
9TH GRADE MALE	0	0	0	0	0	0	0	0	0	13	0	0	2	0	0	15	0	0	
9TH GRADE FEMALE	1	0	0	0	0	0	0	0	0	14	0	0	3	0	0	18	0	0	
9TH GRADE TOTAL	1	0	0	0	0	0	0	0	0	27	0	0	5	0	0	33	0	0	
10TH GRADE MALE	0	0	0	0	0	0	1	0	0	16	0	0	4	0	0	21	0	0	




8/17/2006 COLORADO DEPARTMENT OF EDUCATION
2004-2005 STATE DROPOUT COUNTS BY DISTRICT

	AMERICAN INDIAN OR ALASKAN NATIVE	AMERICAN INDIAN OR ALASKAN NATIVE	AMERICAN INDIAN OR ALASKAN NATIVE	ASIAN PACIFIC ISLANDER	ASIAN PACIFIC ISLANDER	ASIAN PACIFIC ISLANDER	BLACK NOT OF HISPANIC ORIGIN	BLACK NOT OF HISPANIC ORIGIN	BLACK NOT OF HISPANIC ORIGIN	WHITE NOT OF HISPANIC ORIGIN	WHITE NOT OF HISPANIC ORIGIN	WHITE NOT OF HISPANIC ORIGIN	HISPANIC	HISPANIC	HISPANIC	TOTALS	TOTALS	TOTALS
	PUPIL COUNT	DROPOUTS	DROPOUT RATE	PUPIL COUNT	DROPOUTS	DROPOUT RATE	PUPIL COUNT	DROPOUTS	DROPOUT RATE	PUPIL COUNT	DROPOUTS	DROPOUT RATE	PUPIL COUNT	DROPOUTS	DROPOUT RATE	PUPIL COUNT	DROPOUTS	DROPOUT RATE
10TH GRADE FEMALE	0	0	0	0	0	0	0	0	0	9	1	11.1	1	0	0	10	1	10
10TH GRADE TOTAL	0	0	0	0	0	0	1	0	0	25	1	4	5	0	0	31	1	3.2
11TH GRADE MALE	0	0	0	0	0	0	0	0	0	12	1	8.3	6	0	0	18	1	5.6
11TH GRADE FEMALE	1	0	0	0	0	0	0	0	0	14	0	0	1	0	0	16	0	0
11TH GRADE TOTAL	1	0	0	0	0	0	0	0	0	26	1	3.8	7	0	0	34	1	2.9
12TH GRADE MALE	1	0	0	1	0	0	0	0	0	14	0	0	6	3	50	22	3	13.6
12TH GRADE FEMALE	0	0	0	0	0	0	0	0	0	9	0	0	6	3	50	15	3	20
12TH GRADE TOTAL	1	0	0	1	0	0	0	0	0	23	0	0	12	6	50	37	6	16.2
DISTRICT TOTAL MALE	1	0	0	1	0	0	2	1	50	77	1	1.3	28	3	10.7	109	5	4.6
DISTRICT TOTAL FEMALE	2	0	0	0	0	0	0	0	0	65	1	1.5	18	3	16.7	85	4	4.7
DISTRICT TOTAL	3	0	0	1	0	0	2	1	50	142	2	1.4	46	6	13	194	9	4.6
DISTRICT TOTALS (EXCLUDING ALTERNATIVE SCHOOLS)																		
7TH GRADE MALE	0	0	0	0	0	0	1	1	100	11	0	0	5	0	0	17	1	5.9
7TH GRADE FEMALE	0	0	0	0	0	0	0	0	0	11	0	0	5	0	0	16	0	0
7TH GRADE TOTAL	0	0	0	0	0	0	1	1	100	22	0	0	10	0	0	33	1	3
8TH GRADE MALE	0	0	0	0	0	0	0	0	0	11	0	0	5	0	0	16	0	0
8TH GRADE FEMALE	0	0	0	0	0	0	0	0	0	8	0	0	2	0	0	10	0	0
8TH GRADE TOTAL	0	0	0	0	0	0	0	0	0	19	0	0	7	0	0	26	0	0
9TH GRADE MALE	0	0	0	0	0	0	0	0	0	13	0	0	2	0	0	15	0	0
9TH GRADE FEMALE	1	0	0	0	0	0	0	0	0	14	0	0	3	0	0	18	0	0
9TH GRADE TOTAL	1	0	0	0	0	0	0	0	0	27	0	0	5	0	0	33	0	0
10TH GRADE MALE	0	0	0	0	0	0	1	0	0	16	0	0	4	0	0	21	0	0
10TH GRADE FEMALE	0	0	0	0	0	0	0	0	0	9	1	11.1	1	0	0	10	1	10
10TH GRADE TOTAL	0	0	0	0	0	0	1	0	0	25	1	4	5	0	0	31	1	3.2
11TH GRADE MALE	0	0	0	0	0	0	0	0	0	12	1	8.3	6	0	0	18	1	5.6
11TH GRADE FEMALE	1	0	0	0	0	0	0	0	0	14	0	0	1	0	0	16	0	0
11TH GRADE TOTAL	1	0	0	0	0	0	0	0	0	26	1	3.8	7	0	0	34	1	2.9
12TH GRADE MALE	1	0	0	1	0	0	0	0	0	14	0	0	6	3	50	22	3	13.6
12TH GRADE FEMALE	0	0	0	0	0	0	0	0	0	9	0	0	6	3	50	15	3	20
12TH GRADE TOTAL	1	0	0	1	0	0	0	0	0	23	0	0	12	6	50	37	6	16.2
DISTRICT TOTAL MALE	1	0	0	1	0	0	2	1	50	77	1	1.3	28	3	10.7	109	5	4.6
DISTRICT TOTAL FEMALE	2	0	0	0	0	0	0	0	0	65	1	1.5	18	3	16.7	85	4	4.7
DISTRICT TOTAL	3	0	0	1	0	0	2	1	50	142	2	1.4	46	6	13	194	9	4.6
DISTRICT TOTALS (ALTERNATIVE SCHOOLS ONLY)																		
DISTRICT TOTAL MALE	0	0	0	0	0	0	0	0	0	0	0	0	0	0	0	0	0	0
DISTRICT TOTAL FEMALE	0	0	0	0	0	0	0	0	0	0	0	0	0	0	0	0	0	0
DISTRICT TOTAL	0	0	0	0	0	0	0	0	0	0	0	0	0	0	0	0	0	0
DISTRICT: 2560 CHERAW 31																		
DISTRICT TOTALS (INCLUDING ALTERNATIVE SCHOOLS)																		
7TH GRADE MALE	0	0	0	0	0	0	0	0	0	7	0	0	2	0	0	9	0	0
7TH GRADE FEMALE	0	0	0	0	0	0	0	0	0	9	0	0	1	0	0	10	0	0
7TH GRADE TOTAL	0	0	0	0	0	0	0	0	0	16	0	0	3	0	0	19	0	0
8TH GRADE MALE	0	0	0	0	0	0	0	0	0	6	0	0	1	0	0	7	0	0
8TH GRADE FEMALE	0	0	0	0	0	0	0	0	0	13	0	0	1	0	0	14	0	0
8TH GRADE TOTAL	0	0	0	0	0	0	0	0	0	19	0	0	2	0	0	21	0	0
9TH GRADE MALE	0	0	0	0	0	0	0	0	0	12	0	0	0	0	0	12	0	0
9TH GRADE FEMALE	0	0	0	0	0	0	0	0	0	6	0	0	3	0	0	9	0	0
9TH GRADE TOTAL	0	0	0	0	0	0	0	0	0	18	0	0	3	0	0	21	0	0
10TH GRADE MALE	1	0	0	0	0	0	2	0	0	10	0	0	1	0	0	14	0	0
10TH GRADE FEMALE	0	0	0	0	0	0	0	0	0	9	0	0	0	0	0	9	0	0
10TH GRADE TOTAL	1	0	0	0	0	0	2	0	0	19	0	0	1	0	0	23	0	0
11TH GRADE MALE	0	0	0	0	0	0	0	0	0	3	0	0	0	0	0	3	0	0
11TH GRADE FEMALE	1	0	0	0	0	0	0	0	0	6	0	0	2	0	0	9	0	0


8/17/2006 COLORADO DEPARTMENT OF EDUCATION
2004-2005 STATE DROPOUT COUNTS BY DISTRICT

	AMERICAN INDIAN OR ALASKAN NATIVE	AMERICAN INDIAN OR ALASKAN NATIVE	AMERICAN INDIAN OR ALASKAN NATIVE	ASIAN PACIFIC ISLANDER	ASIAN PACIFIC ISLANDER	ASIAN PACIFIC ISLANDER	BLACK NOT OF HISPANIC ORIGIN	BLACK NOT OF HISPANIC ORIGIN	BLACK NOT OF HISPANIC ORIGIN	WHITE NOT OF HISPANIC ORIGIN	WHITE NOT OF HISPANIC ORIGIN	WHITE NOT OF HISPANIC ORIGIN	HISPANIC	HISPANIC	HISPANIC	TOTALS	TOTALS	TOTALS	
	PUPIL COUNT	DROPOUTS	DROPOUT RATE	PUPIL COUNT	DROPOUTS	DROPOUT RATE	PUPIL COUNT	DROPOUTS	DROPOUT RATE	PUPIL COUNT	DROPOUTS	DROPOUT RATE	PUPIL COUNT	DROPOUTS	DROPOUT RATE	PUPIL COUNT	DROPOUTS	DROPOUT RATE	
11TH GRADE TOTAL	1	0	0	0	0	0	0	0	0	9	0	0	2	0	0	12	0	0	
12TH GRADE MALE	0	0	0	0	0	0	0	0	0	5	0	0	2	0	0	7	0	0	
12TH GRADE FEMALE	1	0	0	0	0	0	0	0	0	7	0	0	0	0	0	8	0	0	
12TH GRADE TOTAL	1	0	0	0	0	0	0	0	0	12	0	0	2	0	0	15	0	0	
DISTRICT TOTAL MALE	1	0	0	0	0	0	2	0	0	43	0	0	6	0	0	52	0	0	
DISTRICT TOTAL FEMALE	2	0	0	0	0	0	0	0	0	50	0	0	7	0	0	59	0	0	
DISTRICT TOTAL	3	0	0	0	0	0	2	0	0	93	0	0	13	0	0	111	0	0	
DISTRICT TOTALS (EXCLUDING ALTERNATIVE SCHOOLS)																			
7TH GRADE MALE	0	0	0	0	0	0	0	0	0	7	0	0	2	0	0	9	0	0	
7TH GRADE FEMALE	0	0	0	0	0	0	0	0	0	9	0	0	1	0	0	10	0	0	
7TH GRADE TOTAL	0	0	0	0	0	0	0	0	0	16	0	0	3	0	0	19	0	0	
8TH GRADE MALE	0	0	0	0	0	0	0	0	0	6	0	0	1	0	0	7	0	0	
8TH GRADE FEMALE	0	0	0	0	0	0	0	0	0	13	0	0	1	0	0	14	0	0	
8TH GRADE TOTAL	0	0	0	0	0	0	0	0	0	19	0	0	2	0	0	21	0	0	
9TH GRADE MALE	0	0	0	0	0	0	0	0	0	12	0	0	0	0	0	12	0	0	
9TH GRADE FEMALE	0	0	0	0	0	0	0	0	0	6	0	0	3	0	0	9	0	0	
9TH GRADE TOTAL	0	0	0	0	0	0	0	0	0	18	0	0	3	0	0	21	0	0	
10TH GRADE MALE	1	0	0	0	0	0	2	0	0	10	0	0	1	0	0	14	0	0	
10TH GRADE FEMALE	0	0	0	0	0	0	0	0	0	9	0	0	0	0	0	9	0	0	
10TH GRADE TOTAL	1	0	0	0	0	0	2	0	0	19	0	0	1	0	0	23	0	0	
11TH GRADE MALE	0	0	0	0	0	0	0	0	0	3	0	0	0	0	0	3	0	0	
11TH GRADE FEMALE	1	0	0	0	0	0	0	0	0	6	0	0	2	0	0	9	0	0	
11TH GRADE TOTAL	1	0	0	0	0	0	0	0	0	9	0	0	2	0	0	12	0	0	
12TH GRADE MALE	0	0	0	0	0	0	0	0	0	5	0	0	2	0	0	7	0	0	
12TH GRADE FEMALE	1	0	0	0	0	0	0	0	0	7	0	0	0	0	0	8	0	0	
12TH GRADE TOTAL	1	0	0	0	0	0	0	0	0	12	0	0	2	0	0	15	0	0	
DISTRICT TOTAL MALE	1	0	0	0	0	0	2	0	0	43	0	0	6	0	0	52	0	0	
DISTRICT TOTAL FEMALE	2	0	0	0	0	0	0	0	0	50	0	0	7	0	0	59	0	0	
DISTRICT TOTAL	3	0	0	0	0	0	2	0	0	93	0	0	13	0	0	111	0	0	
DISTRICT TOTALS (ALTERNATIVE SCHOOLS ONLY)																			
DISTRICT TOTAL MALE	0	0	0	0	0	0	0	0	0	0	0	0	0	0	0	0	0	0	
DISTRICT TOTAL FEMALE	0	0	0	0	0	0	0	0	0	0	0	0	0	0	0	0	0	0	
DISTRICT TOTAL	0	0	0	0	0	0	0	0	0	0	0	0	0	0	0	0	0	0	
DISTRICT:	2570		SWINK 33																
DISTRICT TOTALS (INCLUDING ALTERNATIVE SCHOOLS)																			
7TH GRADE MALE	0	0	0	0	0	0	0	0	0	16	0	0	4	0	0	20	0	0	
7TH GRADE FEMALE	0	0	0	0	0	0	0	0	0	10	0	0	2	0	0	12	0	0	
7TH GRADE TOTAL	0	0	0	0	0	0	0	0	0	26	0	0	6	0	0	32	0	0	
8TH GRADE MALE	0	0	0	0	0	0	0	0	0	15	0	0	4	0	0	19	0	0	
8TH GRADE FEMALE	0	0	0	0	0	0	0	0	0	13	0	0	4	0	0	17	0	0	
8TH GRADE TOTAL	0	0	0	0	0	0	0	0	0	28	0	0	8	0	0	36	0	0	
9TH GRADE MALE	0	0	0	0	0	0	0	0	0	11	0	0	4	0	0	15	0	0	
9TH GRADE FEMALE	0	0	0	0	0	0	0	0	0	13	0	0	2	0	0	15	0	0	
9TH GRADE TOTAL	0	0	0	0	0	0	0	0	0	24	0	0	6	0	0	30	0	0	
10TH GRADE MALE	0	0	0	0	0	0	0	0	0	11	0	0	2	0	0	13	0	0	
10TH GRADE FEMALE	0	0	0	0	0	0	0	0	0	17	0	0	3	0	0	20	0	0	
10TH GRADE TOTAL	0	0	0	0	0	0	0	0	0	28	0	0	5	0	0	33	0	0	
11TH GRADE MALE	0	0	0	1	0	0	0	0	0	18	0	0	4	0	0	23	0	0	
11TH GRADE FEMALE	0	0	0	1	0	0	0	0	0	9	0	0	4	0	0	14	0	0	
11TH GRADE TOTAL	0	0	0	2	0	0	0	0	0	27	0	0	8	0	0	37	0	0	
12TH GRADE MALE	0	0	0	0	0	0	0	0	0	21	0	0	0	0	0	21	0	0	
12TH GRADE FEMALE	0	0	0	0	0	0	0	0	0	8	0	0	2	0	0	10	0	0	
12TH GRADE TOTAL	0	0	0	0	0	0	0	0	0	29	0	0	2	0	0	31	0	0	



8/17/2006 COLORADO DEPARTMENT OF EDUCATION
2004-2005 STATE DROPOUT COUNTS BY DISTRICT

	AMERICAN INDIAN OR ALASKAN NATIVE	AMERICAN INDIAN OR ALASKAN NATIVE	AMERICAN INDIAN OR ALASKAN NATIVE	ASIAN PACIFIC ISLANDER	ASIAN PACIFIC ISLANDER	ASIAN PACIFIC ISLANDER	BLACK NOT OF HISPANIC ORIGIN	BLACK NOT OF HISPANIC ORIGIN	BLACK NOT OF HISPANIC ORIGIN	WHITE NOT OF HISPANIC ORIGIN	WHITE NOT OF HISPANIC ORIGIN	WHITE NOT OF HISPANIC ORIGIN	HISPANIC	HISPANIC	HISPANIC	TOTALS	TOTALS	TOTALS
	PUPIL COUNT	DROPOUTS	DROPOUT RATE	PUPIL COUNT	DROPOUTS	DROPOUT RATE	PUPIL COUNT	DROPOUTS	DROPOUT RATE	PUPIL COUNT	DROPOUTS	DROPOUT RATE	PUPIL COUNT	DROPOUTS	DROPOUT RATE	PUPIL COUNT	DROPOUTS	DROPOUT RATE
DISTRICT TOTAL MALE	0	0	0	1	0	0	0	0	0	92	0	0	18	0	0	111	0	0
DISTRICT TOTAL FEMALE	0	0	0	1	0	0	0	0	0	70	0	0	17	0	0	88	0	0
DISTRICT TOTAL	0	0	0	2	0	0	0	0	0	162	0	0	35	0	0	199	0	0
DISTRICT TOTALS (EXCLUDING ALTERNATIVE SCHOOLS)																		
7TH GRADE MALE	0	0	0	0	0	0	0	0	0	16	0	0	4	0	0	20	0	0
7TH GRADE FEMALE	0	0	0	0	0	0	0	0	0	10	0	0	2	0	0	12	0	0
7TH GRADE TOTAL	0	0	0	0	0	0	0	0	0	26	0	0	6	0	0	32	0	0
8TH GRADE MALE	0	0	0	0	0	0	0	0	0	15	0	0	4	0	0	19	0	0
8TH GRADE FEMALE	0	0	0	0	0	0	0	0	0	13	0	0	4	0	0	17	0	0
8TH GRADE TOTAL	0	0	0	0	0	0	0	0	0	28	0	0	8	0	0	36	0	0
9TH GRADE MALE	0	0	0	0	0	0	0	0	0	11	0	0	4	0	0	15	0	0
9TH GRADE FEMALE	0	0	0	0	0	0	0	0	0	13	0	0	2	0	0	15	0	0
9TH GRADE TOTAL	0	0	0	0	0	0	0	0	0	24	0	0	6	0	0	30	0	0
10TH GRADE MALE	0	0	0	0	0	0	0	0	0	11	0	0	2	0	0	13	0	0
10TH GRADE FEMALE	0	0	0	0	0	0	0	0	0	17	0	0	3	0	0	20	0	0
10TH GRADE TOTAL	0	0	0	0	0	0	0	0	0	28	0	0	5	0	0	33	0	0
11TH GRADE MALE	0	0	0	1	0	0	0	0	0	18	0	0	4	0	0	23	0	0
11TH GRADE FEMALE	0	0	0	1	0	0	0	0	0	9	0	0	4	0	0	14	0	0
11TH GRADE TOTAL	0	0	0	2	0	0	0	0	0	27	0	0	8	0	0	37	0	0
12TH GRADE MALE	0	0	0	0	0	0	0	0	0	21	0	0	0	0	0	21	0	0
12TH GRADE FEMALE	0	0	0	0	0	0	0	0	0	8	0	0	2	0	0	10	0	0
12TH GRADE TOTAL	0	0	0	0	0	0	0	0	0	29	0	0	2	0	0	31	0	0
DISTRICT TOTAL MALE	0	0	0	1	0	0	0	0	0	92	0	0	18	0	0	111	0	0
DISTRICT TOTAL FEMALE	0	0	0	1	0	0	0	0	0	70	0	0	17	0	0	88	0	0
DISTRICT TOTAL	0	0	0	2	0	0	0	0	0	162	0	0	35	0	0	199	0	0
DISTRICT TOTALS (ALTERNATIVE SCHOOLS ONLY)																		
DISTRICT TOTAL MALE	0	0	0	0	0	0	0	0	0	0	0	0	0	0	0	0	0	0
DISTRICT TOTAL FEMALE	0	0	0	0	0	0	0	0	0	0	0	0	0	0	0	0	0	0
DISTRICT TOTAL	0	0	0	0	0	0	0	0	0	0	0	0	0	0	0	0	0	0
COUNTY	46	OURAY																
DISTRICT:	2580	OURAY R-1																
DISTRICT TOTALS (INCLUDING ALTERNATIVE SCHOOLS)																		
7TH GRADE MALE	0	0	0	0	0	0	0	0	0	18	0	0	1	0	0	19	0	0
7TH GRADE FEMALE	1	0	0	0	0	0	1	0	0	10	0	0	0	0	0	12	0	0
7TH GRADE TOTAL	1	0	0	0	0	0	1	0	0	28	0	0	1	0	0	31	0	0
8TH GRADE MALE	0	0	0	0	0	0	0	0	0	10	0	0	3	0	0	13	0	0
8TH GRADE FEMALE	0	0	0	0	0	0	0	0	0	13	0	0	1	0	0	14	0	0
8TH GRADE TOTAL	0	0	0	0	0	0	0	0	0	23	0	0	4	0	0	27	0	0
9TH GRADE MALE	0	0	0	0	0	0	0	0	0	13	0	0	1	0	0	14	0	0
9TH GRADE FEMALE	0	0	0	1	0	0	0	0	0	11	0	0	1	0	0	13	0	0
9TH GRADE TOTAL	0	0	0	1	0	0	0	0	0	24	0	0	2	0	0	27	0	0
10TH GRADE MALE	0	0	0	0	0	0	0	0	0	11	0	0	3	0	0	14	0	0
10TH GRADE FEMALE	0	0	0	0	0	0	0	0	0	14	0	0	0	0	0	14	0	0
10TH GRADE TOTAL	0	0	0	0	0	0	0	0	0	25	0	0	3	0	0	28	0	0
11TH GRADE MALE	0	0	0	0	0	0	0	0	0	10	0	0	1	0	0	11	0	0
11TH GRADE FEMALE	0	0	0	0	0	0	0	0	0	6	0	0	2	0	0	8	0	0
11TH GRADE TOTAL	0	0	0	0	0	0	0	0	0	16	0	0	3	0	0	19	0	0
12TH GRADE MALE	0	0	0	0	0	0	0	0	0	8	0	0	0	0	0	8	0	0
12TH GRADE FEMALE	0	0	0	0	0	0	0	0	0	12	0	0	0	0	0	12	0	0
12TH GRADE TOTAL	0	0	0	0	0	0	0	0	0	20	0	0	0	0	0	20	0	0
DISTRICT TOTAL MALE	0	0	0	0	0	0	0	0	0	70	0	0	9	0	0	79	0	0
DISTRICT TOTAL FEMALE	1	0	0	1	0	0	1	0	0	66	0	0	4	0	0	73	0	0
DISTRICT TOTAL	1	0	0	1	0	0	1	0	0	136	0	0	13	0	0	152	0	0




8/17/2006 COLORADO DEPARTMENT OF EDUCATION
2004-2005 STATE DROPOUT COUNTS BY DISTRICT

	AMERICAN INDIAN OR ALASKAN NATIVE	AMERICAN INDIAN OR ALASKAN NATIVE	AMERICAN INDIAN OR ALASKAN NATIVE	ASIAN PACIFIC ISLANDER	ASIAN PACIFIC ISLANDER	ASIAN PACIFIC ISLANDER	BLACK NOT OF HISPANIC ORIGIN	BLACK NOT OF HISPANIC ORIGIN	BLACK NOT OF HISPANIC ORIGIN	WHITE NOT OF HISPANIC ORIGIN	WHITE NOT OF HISPANIC ORIGIN	WHITE NOT OF HISPANIC ORIGIN	HISPANIC	HISPANIC	HISPANIC	TOTALS	TOTALS	TOTALS
	PUPIL COUNT	DROPOUTS	DROPOUT RATE	PUPIL COUNT	DROPOUTS	DROPOUT RATE	PUPIL COUNT	DROPOUTS	DROPOUT RATE	PUPIL COUNT	DROPOUTS	DROPOUT RATE	PUPIL COUNT	DROPOUTS	DROPOUT RATE	PUPIL COUNT	DROPOUTS	DROPOUT RATE
DISTRICT TOTALS (EXCLUDING ALTERNATIVE SCHOOLS)																		
7TH GRADE MALE	0	0	0	0	0	0	0	0	0	18	0	0	1	0	0	19	0	0
7TH GRADE FEMALE	1	0	0	0	0	0	1	0	0	10	0	0	0	0	0	12	0	0
7TH GRADE TOTAL	1	0	0	0	0	0	1	0	0	28	0	0	1	0	0	31	0	0
8TH GRADE MALE	0	0	0	0	0	0	0	0	0	10	0	0	3	0	0	13	0	0
8TH GRADE FEMALE	0	0	0	0	0	0	0	0	0	13	0	0	1	0	0	14	0	0
8TH GRADE TOTAL	0	0	0	0	0	0	0	0	0	23	0	0	4	0	0	27	0	0
9TH GRADE MALE	0	0	0	0	0	0	0	0	0	13	0	0	1	0	0	14	0	0
9TH GRADE FEMALE	0	0	0	1	0	0	0	0	0	11	0	0	1	0	0	13	0	0
9TH GRADE TOTAL	0	0	0	1	0	0	0	0	0	24	0	0	2	0	0	27	0	0
10TH GRADE MALE	0	0	0	0	0	0	0	0	0	11	0	0	3	0	0	14	0	0
10TH GRADE FEMALE	0	0	0	0	0	0	0	0	0	14	0	0	0	0	0	14	0	0
10TH GRADE TOTAL	0	0	0	0	0	0	0	0	0	25	0	0	3	0	0	28	0	0
11TH GRADE MALE	0	0	0	0	0	0	0	0	0	10	0	0	1	0	0	11	0	0
11TH GRADE FEMALE	0	0	0	0	0	0	0	0	0	6	0	0	2	0	0	8	0	0
11TH GRADE TOTAL	0	0	0	0	0	0	0	0	0	16	0	0	3	0	0	19	0	0
12TH GRADE MALE	0	0	0	0	0	0	0	0	0	8	0	0	0	0	0	8	0	0
12TH GRADE FEMALE	0	0	0	0	0	0	0	0	0	12	0	0	0	0	0	12	0	0
12TH GRADE TOTAL	0	0	0	0	0	0	0	0	0	20	0	0	0	0	0	20	0	0
DISTRICT TOTAL MALE	0	0	0	0	0	0	0	0	0	70	0	0	9	0	0	79	0	0
DISTRICT TOTAL FEMALE	1	0	0	1	0	0	1	0	0	66	0	0	4	0	0	73	0	0
DISTRICT TOTAL	1	0	0	1	0	0	1	0	0	136	0	0	13	0	0	152	0	0
DISTRICT TOTALS (ALTERNATIVE SCHOOLS ONLY)																		
DISTRICT TOTAL MALE	0	0	0	0	0	0	0	0	0	0	0	0	0	0	0	0	0	0
DISTRICT TOTAL FEMALE	0	0	0	0	0	0	0	0	0	0	0	0	0	0	0	0	0	0
DISTRICT TOTAL	0	0	0	0	0	0	0	0	0	0	0	0	0	0	0	0	0	0
DISTRICT:	2590	RIDGWAY R-2																
DISTRICT TOTALS (INCLUDING ALTERNATIVE SCHOOLS)																		
7TH GRADE MALE	0	0	0	0	0	0	0	0	0	12	0	0	1	0	0	13	0	0
7TH GRADE FEMALE	0	0	0	1	0	0	0	0	0	12	0	0	0	0	0	13	0	0
7TH GRADE TOTAL	0	0	0	1	0	0	0	0	0	24	0	0	1	0	0	26	0	0
8TH GRADE MALE	0	0	0	0	0	0	0	0	0	11	0	0	2	0	0	13	0	0
8TH GRADE FEMALE	0	0	0	0	0	0	0	0	0	14	0	0	0	0	0	14	0	0
8TH GRADE TOTAL	0	0	0	0	0	0	0	0	0	25	0	0	2	0	0	27	0	0
9TH GRADE MALE	0	0	0	0	0	0	0	0	0	13	0	0	1	0	0	14	0	0
9TH GRADE FEMALE	0	0	0	1	0	0	0	0	0	9	0	0	0	0	0	10	0	0
9TH GRADE TOTAL	0	0	0	1	0	0	0	0	0	22	0	0	1	0	0	24	0	0
10TH GRADE MALE	0	0	0	0	0	0	0	0	0	10	0	0	1	0	0	11	0	0
10TH GRADE FEMALE	0	0	0	0	0	0	0	0	0	13	0	0	1	0	0	14	0	0
10TH GRADE TOTAL	0	0	0	0	0	0	0	0	0	23	0	0	2	0	0	25	0	0
11TH GRADE MALE	1	0	0	0	0	0	0	0	0	11	0	0	4	0	0	16	0	0
11TH GRADE FEMALE	0	0	0	0	0	0	0	0	0	17	1	5.9	1	0	0	18	1	5.6
11TH GRADE TOTAL	1	0	0	0	0	0	0	0	0	28	1	3.6	5	0	0	34	1	2.9
12TH GRADE MALE	0	0	0	0	0	0	0	0	0	11	0	0	0	0	0	11	0	0
12TH GRADE FEMALE	0	0	0	0	0	0	0	0	0	8	0	0	0	0	0	8	0	0
12TH GRADE TOTAL	0	0	0	0	0	0	0	0	0	19	0	0	0	0	0	19	0	0
DISTRICT TOTAL MALE	1	0	0	0	0	0	0	0	0	68	0	0	9	0	0	78	0	0
DISTRICT TOTAL FEMALE	0	0	0	2	0	0	0	0	0	73	1	1.4	2	0	0	77	1	1.3
DISTRICT TOTAL	1	0	0	2	0	0	0	0	0	141	1	0.7	11	0	0	155	1	0.6
DISTRICT TOTALS (EXCLUDING ALTERNATIVE SCHOOLS)																		
7TH GRADE MALE	0	0	0	0	0	0	0	0	0	12	0	0	1	0	0	13	0	0
7TH GRADE FEMALE	0	0	0	1	0	0	0	0	0	12	0	0	0	0	0	13	0	0
7TH GRADE TOTAL	0	0	0	1	0	0	0	0	0	24	0	0	1	0	0	26	0	0


8/17/2006 COLORADO DEPARTMENT OF EDUCATION
2004-2005 STATE DROPOUT COUNTS BY DISTRICT

	AMERICAN INDIAN OR ALASKAN NATIVE	AMERICAN INDIAN OR ALASKAN NATIVE	AMERICAN INDIAN OR ALASKAN NATIVE	ASIAN PACIFIC ISLANDER	ASIAN PACIFIC ISLANDER	ASIAN PACIFIC ISLANDER	BLACK NOT OF HISPANIC ORIGIN	BLACK NOT OF HISPANIC ORIGIN	BLACK NOT OF HISPANIC ORIGIN	WHITE NOT OF HISPANIC ORIGIN	WHITE NOT OF HISPANIC ORIGIN	WHITE NOT OF HISPANIC ORIGIN	HISPANIC	HISPANIC	HISPANIC	TOTALS	TOTALS	TOTALS
	PUPIL COUNT	DROPOUTS	DROPOUT RATE	PUPIL COUNT	DROPOUTS	DROPOUT RATE	PUPIL COUNT	DROPOUTS	DROPOUT RATE	PUPIL COUNT	DROPOUTS	DROPOUT RATE	PUPIL COUNT	DROPOUTS	DROPOUT RATE	PUPIL COUNT	DROPOUTS	DROPOUT RATE
8TH GRADE MALE	0	0	0	0	0	0	0	0	0	11	0	0	2	0	0	13	0	0
8TH GRADE FEMALE	0	0	0	0	0	0	0	0	0	14	0	0	0	0	0	14	0	0
8TH GRADE TOTAL	0	0	0	0	0	0	0	0	0	25	0	0	2	0	0	27	0	0
9TH GRADE MALE	0	0	0	0	0	0	0	0	0	13	0	0	1	0	0	14	0	0
9TH GRADE FEMALE	0	0	0	1	0	0	0	0	0	9	0	0	0	0	0	10	0	0
9TH GRADE TOTAL	0	0	0	1	0	0	0	0	0	22	0	0	1	0	0	24	0	0
10TH GRADE MALE	0	0	0	0	0	0	0	0	0	10	0	0	1	0	0	11	0	0
10TH GRADE FEMALE	0	0	0	0	0	0	0	0	0	13	0	0	1	0	0	14	0	0
10TH GRADE TOTAL	0	0	0	0	0	0	0	0	0	23	0	0	2	0	0	25	0	0
11TH GRADE MALE	1	0	0	0	0	0	0	0	0	11	0	0	4	0	0	16	0	0
11TH GRADE FEMALE	0	0	0	0	0	0	0	0	0	17	1	5.9	1	0	0	18	1	5.6
11TH GRADE TOTAL	1	0	0	0	0	0	0	0	0	28	1	3.6	5	0	0	34	1	2.9
12TH GRADE MALE	0	0	0	0	0	0	0	0	0	11	0	0	0	0	0	11	0	0
12TH GRADE FEMALE	0	0	0	0	0	0	0	0	0	8	0	0	0	0	0	8	0	0
12TH GRADE TOTAL	0	0	0	0	0	0	0	0	0	19	0	0	0	0	0	19	0	0
DISTRICT TOTAL MALE	1	0	0	0	0	0	0	0	0	68	0	0	9	0	0	78	0	0
DISTRICT TOTAL FEMALE	0	0	0	2	0	0	0	0	0	73	1	1.4	2	0	0	77	1	1.3
DISTRICT TOTAL	1	0	0	2	0	0	0	0	0	141	1	0.7	11	0	0	155	1	0.6
DISTRICT TOTALS (ALTERNATIVE SCHOOLS ONLY)																		
DISTRICT TOTAL MALE	0	0	0	0	0	0	0	0	0	0	0	0	0	0	0	0	0	0
DISTRICT TOTAL FEMALE	0	0	0	0	0	0	0	0	0	0	0	0	0	0	0	0	0	0
DISTRICT TOTAL	0	0	0	0	0	0	0	0	0	0	0	0	0	0	0	0	0	0
COUNTY	47																	
DISTRICT:	2600																	
		PARK																
		PLATTE CANYON 1																
DISTRICT TOTALS (INCLUDING ALTERNATIVE SCHOOLS)																		
7TH GRADE MALE	0	0	0	0	0	0	0	0	0	46	0	0	3	0	0	49	0	0
7TH GRADE FEMALE	1	0	0	0	0	0	0	0	0	48	0	0	4	0	0	53	0	0
7TH GRADE TOTAL	1	0	0	0	0	0	0	0	0	94	0	0	7	0	0	102	0	0
8TH GRADE MALE	3	0	0	1	0	0	0	0	0	79	0	0	1	0	0	84	0	0
8TH GRADE FEMALE	1	0	0	1	0	0	0	0	0	56	0	0	2	0	0	61	0	0
8TH GRADE TOTAL	4	0	0	2	0	0	0	0	0	135	0	0	3	0	0	145	0	0
9TH GRADE MALE	2	0	0	3	0	0	0	0	0	62	0	0	7	1	14.3	74	1	1.4
9TH GRADE FEMALE	3	0	0	0	0	0	0	0	0	50	0	0	5	0	0	58	0	0
9TH GRADE TOTAL	5	0	0	3	0	0	0	0	0	112	0	0	12	1	8.3	132	1	0.8
10TH GRADE MALE	1	0	0	2	0	0	4	0	0	54	1	1.9	2	0	0	63	1	1.6
10TH GRADE FEMALE	1	0	0	0	0	0	1	0	0	63	1	1.6	5	0	0	70	1	1.4
10TH GRADE TOTAL	2	0	0	2	0	0	5	0	0	117	2	1.7	7	0	0	133	2	1.5
11TH GRADE MALE	0	0	0	0	0	0	2	0	0	50	1	2	4	0	0	56	1	1.8
11TH GRADE FEMALE	1	0	0	0	0	0	0	0	0	58	1	1.7	3	0	0	62	1	1.6
11TH GRADE TOTAL	1	0	0	0	0	0	2	0	0	108	2	1.9	7	0	0	118	2	1.7
12TH GRADE MALE	1	0	0	0	0	0	1	0	0	64	6	9.4	5	0	0	71	6	8.5
12TH GRADE FEMALE	0	0	0	2	0	0	1	0	0	45	2	4.4	4	0	0	52	2	3.8
12TH GRADE TOTAL	1	0	0	2	0	0	2	0	0	109	8	7.3	9	0	0	123	8	6.5
DISTRICT TOTAL MALE	7	0	0	6	0	0	7	0	0	355	8	2.3	22	1	4.5	397	9	2.3
DISTRICT TOTAL FEMALE	7	0	0	3	0	0	3	0	0	320	4	1.3	23	0	0	356	4	1.1
DISTRICT TOTAL	14	0	0	9	0	0	10	0	0	675	12	1.8	45	1	2.2	753	13	1.7
DISTRICT TOTALS (EXCLUDING ALTERNATIVE SCHOOLS)																		
7TH GRADE MALE	0	0	0	0	0	0	0	0	0	46	0	0	3	0	0	49	0	0
7TH GRADE FEMALE	1	0	0	0	0	0	0	0	0	48	0	0	4	0	0	53	0	0
7TH GRADE TOTAL	1	0	0	0	0	0	0	0	0	94	0	0	7	0	0	102	0	0
8TH GRADE MALE	3	0	0	1	0	0	0	0	0	79	0	0	1	0	0	84	0	0
8TH GRADE FEMALE	1	0	0	1	0	0	0	0	0	56	0	0	2	0	0	61	0	0
8TH GRADE TOTAL	4	0	0	2	0	0	1	0	0	135	0	0	3	0	0	145	0	0




8/17/2006 COLORADO DEPARTMENT OF EDUCATION
2004-2005 STATE DROPOUT COUNTS BY DISTRICT

	AMERICAN INDIAN OR ALASKAN NATIVE	AMERICAN INDIAN OR ALASKAN NATIVE	AMERICAN INDIAN OR ALASKAN NATIVE	ASIAN PACIFIC ISLANDER	ASIAN PACIFIC ISLANDER	ASIAN PACIFIC ISLANDER	BLACK NOT OF HISPANIC ORIGIN	BLACK NOT OF HISPANIC ORIGIN	BLACK NOT OF HISPANIC ORIGIN	WHITE NOT OF HISPANIC ORIGIN	WHITE NOT OF HISPANIC ORIGIN	WHITE NOT OF HISPANIC ORIGIN	HISPANIC	HISPANIC	HISPANIC	TOTALS	TOTALS	TOTALS
	PUPIL COUNT	DROPOUTS	DROPOUT RATE	PUPIL COUNT	DROPOUTS	DROPOUT RATE	PUPIL COUNT	DROPOUTS	DROPOUT RATE	PUPIL COUNT	DROPOUTS	DROPOUT RATE	PUPIL COUNT	DROPOUTS	DROPOUT RATE	PUPIL COUNT	DROPOUTS	DROPOUT RATE
9TH GRADE MALE	2	0	0	3	0	0	0	0	0	62	0	0	7	1	14.3	74	1	1.4
9TH GRADE FEMALE	3	0	0	0	0	0	0	0	0	50	0	0	5	0	0	58	0	0
9TH GRADE TOTAL	5	0	0	3	0	0	0	0	0	112	0	0	12	1	8.3	132	1	0.8
10TH GRADE MALE	1	0	0	2	0	0	4	0	0	54	1	1.9	2	0	0	63	1	1.6
10TH GRADE FEMALE	1	0	0	0	0	0	1	0	0	63	1	1.6	5	0	0	70	1	1.4
10TH GRADE TOTAL	2	0	0	2	0	0	5	0	0	117	2	1.7	7	0	0	133	2	1.5
11TH GRADE MALE	0	0	0	0	0	0	2	0	0	50	1	2	4	0	0	56	1	1.8
11TH GRADE FEMALE	1	0	0	0	0	0	0	0	0	58	1	1.7	3	0	0	62	1	1.6
11TH GRADE TOTAL	1	0	0	0	0	0	2	0	0	108	2	1.9	7	0	0	118	2	1.7
12TH GRADE MALE	1	0	0	0	0	0	1	0	0	64	6	9.4	5	0	0	71	6	8.5
12TH GRADE FEMALE	0	0	0	2	0	0	1	0	0	45	2	4.4	4	0	0	52	2	3.8
12TH GRADE TOTAL	1	0	0	2	0	0	2	0	0	109	8	7.3	9	0	0	123	8	6.5
DISTRICT TOTAL MALE	7	0	0	6	0	0	7	0	0	355	8	2.3	22	1	4.5	397	9	2.3
DISTRICT TOTAL FEMALE	7	0	0	3	0	0	3	0	0	320	4	1.3	23	0	0	356	4	1.1
DISTRICT TOTAL	14	0	0	9	0	0	10	0	0	675	12	1.8	45	1	2.2	753	13	1.7
DISTRICT TOTALS (ALTERNATIVE SCHOOLS ONLY)																		
DISTRICT TOTAL MALE	0	0	0	0	0	0	0	0	0	0	0	0	0	0	0	0	0	0
DISTRICT TOTAL FEMALE	0	0	0	0	0	0	0	0	0	0	0	0	0	0	0	0	0	0
DISTRICT TOTAL	0	0	0	0	0	0	0	0	0	0	0	0	0	0	0	0	0	0
DISTRICT: 2610 PARK COUNTY RE-2																		
DISTRICT TOTALS (INCLUDING ALTERNATIVE SCHOOLS)																		
7TH GRADE MALE	0	0	0	0	0	0	2	0	0	14	0	0	3	1	33.3	19	1	5.3
7TH GRADE FEMALE	0	0	0	1	0	0	0	0	0	28	1	3.6	0	0	0	29	1	3.4
7TH GRADE TOTAL	0	0	0	1	0	0	2	0	0	42	1	2.4	3	1	33.3	48	2	4.2
8TH GRADE MALE	1	0	0	0	0	0	2	0	0	26	1	3.8	1	0	0	30	1	3.3
8TH GRADE FEMALE	0	0	0	0	0	0	1	0	0	23	0	0	3	0	0	27	0	0
8TH GRADE TOTAL	1	0	0	0	0	0	3	0	0	49	1	2	4	0	0	57	1	1.8
9TH GRADE MALE	0	0	0	0	0	0	0	0	0	17	1	5.9	2	0	0	19	1	5.3
9TH GRADE FEMALE	0	0	0	0	0	0	0	0	0	26	1	3.8	3	0	0	29	1	3.4
9TH GRADE TOTAL	0	0	0	0	0	0	0	0	0	43	2	4.7	5	0	0	48	2	4.2
10TH GRADE MALE	1	0	0	0	0	0	0	0	0	20	1	5	3	0	0	24	1	4.2
10TH GRADE FEMALE	1	0	0	0	0	0	0	0	0	17	1	5.9	0	0	0	18	1	5.6
10TH GRADE TOTAL	2	0	0	0	0	0	0	0	0	37	2	5.4	3	0	0	42	2	4.8
11TH GRADE MALE	0	0	0	0	0	0	0	0	0	27	2	7.4	0	0	0	27	2	7.4
11TH GRADE FEMALE	0	0	0	0	0	0	0	0	0	19	0	0	1	0	0	20	0	0
11TH GRADE TOTAL	0	0	0	0	0	0	0	0	0	46	2	4.3	1	0	0	47	2	4.3
12TH GRADE MALE	0	0	0	0	0	0	0	0	0	14	0	0	2	0	0	16	0	0
12TH GRADE FEMALE	0	0	0	0	0	0	0	0	0	4	0	0	0	0	0	4	0	0
12TH GRADE TOTAL	0	0	0	0	0	0	0	0	0	18	0	0	2	0	0	20	0	0
DISTRICT TOTAL MALE	2	0	0	0	0	0	4	0	0	118	5	4.2	11	1	9.1	135	6	4.4
DISTRICT TOTAL FEMALE	1	0	0	1	0	0	1	0	0	117	3	2.6	7	0	0	127	3	2.4
DISTRICT TOTAL	3	0	0	1	0	0	5	0	0	235	8	3.4	18	1	5.6	262	9	3.4
DISTRICT TOTALS (EXCLUDING ALTERNATIVE SCHOOLS)																		
7TH GRADE MALE	0	0	0	0	0	0	2	0	0	14	0	0	3	1	33.3	19	1	5.3
7TH GRADE FEMALE	0	0	0	1	0	0	0	0	0	28	1	3.6	0	0	0	29	1	3.4
7TH GRADE TOTAL	0	0	0	1	0	0	2	0	0	42	1	2.4	3	1	33.3	48	2	4.2
8TH GRADE MALE	1	0	0	0	0	0	2	0	0	26	1	3.8	1	0	0	30	1	3.3
8TH GRADE FEMALE	0	0	0	0	0	0	1	0	0	23	0	0	3	0	0	27	0	0
8TH GRADE TOTAL	1	0	0	0	0	0	3	0	0	49	1	2	4	0	0	57	1	1.8
9TH GRADE MALE	0	0	0	0	0	0	0	0	0	17	1	5.9	2	0	0	19	1	5.3
9TH GRADE FEMALE	0	0	0	0	0	0	0	0	0	26	1	3.8	3	0	0	29	1	3.4
9TH GRADE TOTAL	0	0	0	0	0	0	0	0	0	43	2	4.7	5	0	0	48	2	4.2
10TH GRADE MALE	1	0	0	0	0	0	0	0	0	20	1	5	3	0	0	24	1	4.2




8/17/2006 COLORADO DEPARTMENT OF EDUCATION
2004-2005 STATE DROPOUT COUNTS BY DISTRICT

	AMERICAN INDIAN OR ALASKAN NATIVE	AMERICAN INDIAN OR ALASKAN NATIVE	AMERICAN INDIAN OR ALASKAN NATIVE	ASIAN PACIFIC ISLANDER	ASIAN PACIFIC ISLANDER	ASIAN PACIFIC ISLANDER	BLACK NOT OF HISPANIC ORIGIN	BLACK NOT OF HISPANIC ORIGIN	BLACK NOT OF HISPANIC ORIGIN	WHITE NOT OF HISPANIC ORIGIN	WHITE NOT OF HISPANIC ORIGIN	WHITE NOT OF HISPANIC ORIGIN	HISPANIC	HISPANIC	HISPANIC	TOTALS	TOTALS	TOTALS	
	PUPIL COUNT	DROPOUTS	DROPOUT RATE	PUPIL COUNT	DROPOUTS	DROPOUT RATE	PUPIL COUNT	DROPOUTS	DROPOUT RATE	PUPIL COUNT	DROPOUTS	DROPOUT RATE	PUPIL COUNT	DROPOUTS	DROPOUT RATE	PUPIL COUNT	DROPOUTS	DROPOUT RATE	
10TH GRADE FEMALE	1	0	0	0	0	0	0	0	0	17	1	5.9	0	0	0	18	1	5.6	
10TH GRADE TOTAL	2	0	0	0	0	0	0	0	0	37	2	5.4	3	0	0	42	2	4.8	
11TH GRADE MALE	0	0	0	0	0	0	0	0	0	27	2	7.4	0	0	0	27	2	7.4	
11TH GRADE FEMALE	0	0	0	0	0	0	0	0	0	19	0	0	1	0	0	20	0	0	
11TH GRADE TOTAL	0	0	0	0	0	0	0	0	0	46	2	4.3	1	0	0	47	2	4.3	
12TH GRADE MALE	0	0	0	0	0	0	0	0	0	14	0	0	2	0	0	16	0	0	
12TH GRADE FEMALE	0	0	0	0	0	0	0	0	0	4	0	0	0	0	0	4	0	0	
12TH GRADE TOTAL	0	0	0	0	0	0	0	0	0	18	0	0	2	0	0	20	0	0	
DISTRICT TOTAL MALE	2	0	0	0	0	0	4	0	0	118	5	4.2	11	1	9.1	135	6	4.4	
DISTRICT TOTAL FEMALE	1	0	0	1	0	0	1	0	0	117	3	2.6	7	0	0	127	3	2.4	
DISTRICT TOTAL	3	0	0	1	0	0	5	0	0	235	8	3.4	18	1	5.6	262	9	3.4	
DISTRICT TOTALS (ALTERNATIVE SCHOOLS ONLY)																			
DISTRICT TOTAL MALE	0	0	0	0	0	0	0	0	0	0	0	0	0	0	0	0	0	0	
DISTRICT TOTAL FEMALE	0	0	0	0	0	0	0	0	0	0	0	0	0	0	0	0	0	0	
DISTRICT TOTAL	0	0	0	0	0	0	0	0	0	0	0	0	0	0	0	0	0	0	
COUNTY	48	PHILLIPS																	
DISTRICT:	2620	HOLYOKE RE-1J																	
DISTRICT TOTALS (INCLUDING ALTERNATIVE SCHOOLS)																			
7TH GRADE MALE	0	0	0	0	0	0	0	0	0	23	0	0	6	0	0	29	0	0	
7TH GRADE FEMALE	0	0	0	0	0	0	0	0	0	18	0	0	11	0	0	29	0	0	
7TH GRADE TOTAL	0	0	0	0	0	0	0	0	0	41	0	0	17	0	0	58	0	0	
8TH GRADE MALE	0	0	0	1	0	0	1	0	0	20	0	0	5	0	0	27	0	0	
8TH GRADE FEMALE	0	0	0	0	0	0	0	0	0	19	0	0	14	0	0	33	0	0	
8TH GRADE TOTAL	0	0	0	1	0	0	1	0	0	39	0	0	19	0	0	60	0	0	
9TH GRADE MALE	0	0	0	0	0	0	0	0	0	14	0	0	11	0	0	25	0	0	
9TH GRADE FEMALE	0	0	0	0	0	0	0	0	0	21	0	0	9	0	0	30	0	0	
9TH GRADE TOTAL	0	0	0	0	0	0	0	0	0	35	0	0	20	0	0	55	0	0	
10TH GRADE MALE	0	0	0	0	0	0	0	0	0	17	0	0	7	0	0	24	0	0	
10TH GRADE FEMALE	0	0	0	0	0	0	0	0	0	22	0	0	8	1	12.5	30	1	3.3	
10TH GRADE TOTAL	0	0	0	0	0	0	0	0	0	39	0	0	15	1	6.7	54	1	1.9	
11TH GRADE MALE	0	0	0	0	0	0	0	0	0	21	0	0	6	2	33.3	27	2	7.4	
11TH GRADE FEMALE	0	0	0	0	0	0	0	0	0	15	0	0	8	1	12.5	23	1	4.3	
11TH GRADE TOTAL	0	0	0	0	0	0	0	0	0	36	0	0	14	3	21.4	50	3	6	
12TH GRADE MALE	0	0	0	0	0	0	0	0	0	17	0	0	6	0	0	23	0	0	
12TH GRADE FEMALE	0	0	0	0	0	0	0	0	0	15	0	0	7	1	14.3	22	1	4.5	
12TH GRADE TOTAL	0	0	0	0	0	0	0	0	0	32	0	0	13	1	7.7	45	1	2.2	
DISTRICT TOTAL MALE	0	0	0	1	0	0	1	0	0	112	0	0	41	2	4.9	155	2	1.3	
DISTRICT TOTAL FEMALE	0	0	0	0	0	0	0	0	0	110	0	0	57	3	5.3	167	3	1.8	
DISTRICT TOTAL	0	0	0	1	0	0	1	0	0	222	0	0	98	5	5.1	322	5	1.6	
DISTRICT TOTALS (EXCLUDING ALTERNATIVE SCHOOLS)																			
7TH GRADE MALE	0	0	0	0	0	0	0	0	0	23	0	0	6	0	0	29	0	0	
7TH GRADE FEMALE	0	0	0	0	0	0	0	0	0	18	0	0	11	0	0	29	0	0	
7TH GRADE TOTAL	0	0	0	0	0	0	0	0	0	41	0	0	17	0	0	58	0	0	
8TH GRADE MALE	0	0	0	1	0	0	1	0	0	20	0	0	5	0	0	27	0	0	
8TH GRADE FEMALE	0	0	0	0	0	0	0	0	0	19	0	0	14	0	0	33	0	0	
8TH GRADE TOTAL	0	0	0	1	0	0	1	0	0	39	0	0	19	0	0	60	0	0	
9TH GRADE MALE	0	0	0	0	0	0	0	0	0	14	0	0	11	0	0	25	0	0	
9TH GRADE FEMALE	0	0	0	0	0	0	0	0	0	21	0	0	9	0	0	30	0	0	
9TH GRADE TOTAL	0	0	0	0	0	0	0	0	0	35	0	0	20	0	0	55	0	0	
10TH GRADE MALE	0	0	0	0	0	0	0	0	0	17	0	0	7	0	0	24	0	0	
10TH GRADE FEMALE	0	0	0	0	0	0	0	0	0	22	0	0	8	1	12.5	30	1	3.3	
10TH GRADE TOTAL	0	0	0	0	0	0	0	0	0	39	0	0	15	1	6.7	54	1	1.9	
11TH GRADE MALE	0	0	0	0	0	0	0	0	0	21	0	0	6	2	33.3	27	2	7.4	




8/17/2006 COLORADO DEPARTMENT OF EDUCATION
2004-2005 STATE DROPOUT COUNTS BY DISTRICT

	AMERICAN INDIAN OR ALASKAN NATIVE	AMERICAN INDIAN OR ALASKAN NATIVE	AMERICAN INDIAN OR ALASKAN NATIVE	ASIAN PACIFIC ISLANDER	ASIAN PACIFIC ISLANDER	ASIAN PACIFIC ISLANDER	BLACK NOT OF HISPANIC ORIGIN	BLACK NOT OF HISPANIC ORIGIN	BLACK NOT OF HISPANIC ORIGIN	WHITE NOT OF HISPANIC ORIGIN	WHITE NOT OF HISPANIC ORIGIN	WHITE NOT OF HISPANIC ORIGIN	HISPANIC	HISPANIC	HISPANIC	TOTALS	TOTALS	TOTALS
	PUPIL COUNT	DROPOUTS	DROPOUT RATE	PUPIL COUNT	DROPOUTS	DROPOUT RATE	PUPIL COUNT	DROPOUTS	DROPOUT RATE	PUPIL COUNT	DROPOUTS	DROPOUT RATE	PUPIL COUNT	DROPOUTS	DROPOUT RATE	PUPIL COUNT	DROPOUTS	DROPOUT RATE
11TH GRADE FEMALE	0	0	0	0	0	0	0	0	0	15	0	0	8	1	12.5	23	1	4.3
11TH GRADE TOTAL	0	0	0	0	0	0	0	0	0	36	0	0	14	3	21.4	50	3	6
12TH GRADE MALE	0	0	0	0	0	0	0	0	0	17	0	0	6	0	0	23	0	0
12TH GRADE FEMALE	0	0	0	0	0	0	0	0	0	15	0	0	7	1	14.3	22	1	4.5
12TH GRADE TOTAL	0	0	0	0	0	0	0	0	0	32	0	0	13	1	7.7	45	1	2.2
DISTRICT TOTAL MALE	0	0	0	1	0	0	1	0	0	112	0	0	41	2	4.9	155	2	1.3
DISTRICT TOTAL FEMALE	0	0	0	0	0	0	0	0	0	110	0	0	57	3	5.3	167	3	1.8
DISTRICT TOTAL	0	0	0	1	0	0	1	0	0	222	0	0	98	5	5.1	322	5	1.6
DISTRICT TOTALS (ALTERNATIVE SCHOOLS ONLY)																		
DISTRICT TOTAL MALE	0	0	0	0	0	0	0	0	0	0	0	0	0	0	0	0	0	0
DISTRICT TOTAL FEMALE	0	0	0	0	0	0	0	0	0	0	0	0	0	0	0	0	0	0
DISTRICT TOTAL	0	0	0	0	0	0	0	0	0	0	0	0	0	0	0	0	0	0
DISTRICT:	2630	HAXTUN RE-2J																
DISTRICT TOTALS (INCLUDING ALTERNATIVE SCHOOLS)																		
7TH GRADE MALE	0	0	0	0	0	0	0	0	0	14	0	0	0	0	0	14	0	0
7TH GRADE FEMALE	0	0	0	0	0	0	0	0	0	8	0	0	0	0	0	8	0	0
7TH GRADE TOTAL	0	0	0	0	0	0	0	0	0	22	0	0	0	0	0	22	0	0
8TH GRADE MALE	0	0	0	0	0	0	0	0	0	13	0	0	1	0	0	14	0	0
8TH GRADE FEMALE	0	0	0	0	0	0	0	0	0	10	0	0	0	0	0	10	0	0
8TH GRADE TOTAL	0	0	0	0	0	0	0	0	0	23	0	0	1	0	0	24	0	0
9TH GRADE MALE	0	0	0	0	0	0	0	0	0	3	0	0	0	0	0	3	0	0
9TH GRADE FEMALE	0	0	0	1	0	0	0	0	0	19	1	5.3	1	0	0	21	1	4.8
9TH GRADE TOTAL	0	0	0	1	0	0	0	0	0	22	1	4.5	1	0	0	24	1	4.2
10TH GRADE MALE	0	0	0	0	0	0	0	0	0	11	0	0	0	0	0	11	0	0
10TH GRADE FEMALE	0	0	0	0	0	0	0	0	0	10	0	0	0	0	0	10	0	0
10TH GRADE TOTAL	0	0	0	0	0	0	0	0	0	21	0	0	0	0	0	21	0	0
11TH GRADE MALE	0	0	0	0	0	0	0	0	0	12	0	0	0	0	0	12	0	0
11TH GRADE FEMALE	0	0	0	0	0	0	0	0	0	14	0	0	0	0	0	14	0	0
11TH GRADE TOTAL	0	0	0	0	0	0	0	0	0	26	0	0	0	0	0	26	0	0
12TH GRADE MALE	0	0	0	0	0	0	1	0	0	11	0	0	1	0	0	13	0	0
12TH GRADE FEMALE	0	0	0	0	0	0	0	0	0	11	0	0	0	0	0	11	0	0
12TH GRADE TOTAL	0	0	0	0	0	0	1	0	0	22	0	0	1	0	0	24	0	0
DISTRICT TOTAL MALE	0	0	0	0	0	0	1	0	0	64	0	0	2	0	0	67	0	0
DISTRICT TOTAL FEMALE	0	0	0	1	0	0	0	0	0	72	1	1.4	1	0	0	74	1	1.4
DISTRICT TOTAL	0	0	0	1	0	0	1	0	0	136	1	0.7	3	0	0	141	1	0.7
DISTRICT TOTALS (EXCLUDING ALTERNATIVE SCHOOLS)																		
7TH GRADE MALE	0	0	0	0	0	0	0	0	0	14	0	0	0	0	0	14	0	0
7TH GRADE FEMALE	0	0	0	0	0	0	0	0	0	8	0	0	0	0	0	8	0	0
7TH GRADE TOTAL	0	0	0	0	0	0	0	0	0	22	0	0	0	0	0	22	0	0
8TH GRADE MALE	0	0	0	0	0	0	0	0	0	13	0	0	1	0	0	14	0	0
8TH GRADE FEMALE	0	0	0	0	0	0	0	0	0	10	0	0	0	0	0	10	0	0
8TH GRADE TOTAL	0	0	0	0	0	0	0	0	0	23	0	0	1	0	0	24	0	0
9TH GRADE MALE	0	0	0	0	0	0	0	0	0	3	0	0	0	0	0	3	0	0
9TH GRADE FEMALE	0	0	0	1	0	0	0	0	0	19	1	5.3	1	0	0	21	1	4.8
9TH GRADE TOTAL	0	0	0	1	0	0	0	0	0	22	1	4.5	1	0	0	24	1	4.2
10TH GRADE MALE	0	0	0	0	0	0	0	0	0	11	0	0	0	0	0	11	0	0
10TH GRADE FEMALE	0	0	0	0	0	0	0	0	0	10	0	0	0	0	0	10	0	0
10TH GRADE TOTAL	0	0	0	0	0	0	0	0	0	21	0	0	0	0	0	21	0	0
11TH GRADE MALE	0	0	0	0	0	0	0	0	0	12	0	0	0	0	0	12	0	0
11TH GRADE FEMALE	0	0	0	0	0	0	0	0	0	14	0	0	0	0	0	14	0	0
11TH GRADE TOTAL	0	0	0	0	0	0	0	0	0	26	0	0	0	0	0	26	0	0
12TH GRADE MALE	0	0	0	0	0	0	1	0	0	11	0	0	1	0	0	13	0	0
12TH GRADE FEMALE	0	0	0	0	0	0	0	0	0	11	0	0	0	0	0	11	0	0




8/17/2006 COLORADO DEPARTMENT OF EDUCATION
 2004-2005 STATE DROPOUT COUNTS BY DISTRICT

	AMERICAN INDIAN OR ALASKAN NATIVE	AMERICAN INDIAN OR ALASKAN NATIVE	AMERICAN INDIAN OR ALASKAN NATIVE	ASIAN PACIFIC ISLANDER	ASIAN PACIFIC ISLANDER	ASIAN PACIFIC ISLANDER	BLACK NOT OF HISPANIC ORIGIN	BLACK NOT OF HISPANIC ORIGIN	BLACK NOT OF HISPANIC ORIGIN	WHITE NOT OF HISPANIC ORIGIN	WHITE NOT OF HISPANIC ORIGIN	WHITE NOT OF HISPANIC ORIGIN	HISPANIC	HISPANIC	HISPANIC	TOTALS	TOTALS	TOTALS
	PUPIL COUNT	DROPOUTS	DROPOUT RATE	PUPIL COUNT	DROPOUTS	DROPOUT RATE	PUPIL COUNT	DROPOUTS	DROPOUT RATE	PUPIL COUNT	DROPOUTS	DROPOUT RATE	PUPIL COUNT	DROPOUTS	DROPOUT RATE	PUPIL COUNT	DROPOUTS	DROPOUT RATE
12TH GRADE TOTAL	0	0	0	0	0	0	1	0	0	22	0	0	1	0	0	24	0	0
DISTRICT TOTAL MALE	0	0	0	0	0	0	1	0	0	64	0	0	2	0	0	67	0	0
DISTRICT TOTAL FEMALE	0	0	0	1	0	0	0	0	0	72	1	1.4	1	0	0	74	1	1.4
DISTRICT TOTAL	0	0	0	1	0	0	1	0	0	136	1	0.7	3	0	0	141	1	0.7
DISTRICT TOTALS (ALTERNATIVE SCHOOLS ONLY)																		
DISTRICT TOTAL MALE	0	0	0	0	0	0	0	0	0	0	0	0	0	0	0	0	0	0
DISTRICT TOTAL FEMALE	0	0	0	0	0	0	0	0	0	0	0	0	0	0	0	0	0	0
DISTRICT TOTAL	0	0	0	0	0	0	0	0	0	0	0	0	0	0	0	0	0	0
COUNTY	49																	
DISTRICT:	2640																	
		PITKIN																
		ASPEN 1																
DISTRICT TOTALS (INCLUDING ALTERNATIVE SCHOOLS)																		
7TH GRADE MALE	0	0	0	3	0	0	0	0	0	69	0	0	4	0	0	76	0	0
7TH GRADE FEMALE	0	0	0	2	0	0	1	0	0	70	0	0	2	0	0	75	0	0
7TH GRADE TOTAL	0	0	0	5	0	0	1	0	0	139	0	0	6	0	0	151	0	0
8TH GRADE MALE	0	0	0	2	0	0	0	0	0	51	0	0	16	0	0	69	0	0
8TH GRADE FEMALE	0	0	0	1	0	0	0	0	0	51	0	0	3	1	33.3	55	1	1.8
8TH GRADE TOTAL	0	0	0	3	0	0	0	0	0	102	0	0	19	1	5.3	124	1	0.8
9TH GRADE MALE	1	0	0	2	0	0	0	0	0	79	0	0	6	0	0	88	0	0
9TH GRADE FEMALE	0	0	0	1	0	0	0	0	0	50	0	0	8	0	0	59	0	0
9TH GRADE TOTAL	1	0	0	3	0	0	0	0	0	129	0	0	14	0	0	147	0	0
10TH GRADE MALE	0	0	0	2	0	0	2	0	0	64	0	0	9	1	11.1	77	1	1.3
10TH GRADE FEMALE	0	0	0	3	0	0	0	0	0	69	1	1.4	7	0	0	79	1	1.3
10TH GRADE TOTAL	0	0	0	5	0	0	2	0	0	133	1	0.8	16	1	6.3	156	2	1.3
11TH GRADE MALE	0	0	0	1	0	0	0	0	0	75	0	0	7	3	42.9	82	3	3.7
11TH GRADE FEMALE	0	0	0	1	0	0	0	0	0	63	1	1.6	7	1	14.3	71	2	2.8
11TH GRADE TOTAL	0	0	0	2	0	0	0	0	0	138	1	0.7	14	4	28.6	153	5	3.3
12TH GRADE MALE	0	0	0	1	0	0	2	0	0	53	0	0	3	0	0	60	0	0
12TH GRADE FEMALE	0	0	0	0	0	0	0	0	0	44	0	0	4	0	0	48	0	0
12TH GRADE TOTAL	0	0	0	2	0	0	2	0	0	97	0	0	7	0	0	108	0	0
DISTRICT TOTAL MALE	1	0	0	11	0	0	4	0	0	391	0	0	45	4	8.9	452	4	0.9
DISTRICT TOTAL FEMALE	0	0	0	8	0	0	1	0	0	347	2	0.6	31	2	6.5	387	4	1
DISTRICT TOTAL	1	0	0	19	0	0	5	0	0	738	2	0.3	76	6	7.9	839	8	1
DISTRICT TOTALS (EXCLUDING ALTERNATIVE SCHOOLS)																		
7TH GRADE MALE	0	0	0	3	0	0	0	0	0	69	0	0	4	0	0	76	0	0
7TH GRADE FEMALE	0	0	0	2	0	0	1	0	0	70	0	0	2	0	0	75	0	0
7TH GRADE TOTAL	0	0	0	5	0	0	1	0	0	139	0	0	6	0	0	151	0	0
8TH GRADE MALE	0	0	0	2	0	0	0	0	0	51	0	0	16	0	0	69	0	0
8TH GRADE FEMALE	0	0	0	1	0	0	0	0	0	51	0	0	3	1	33.3	55	1	1.8
8TH GRADE TOTAL	0	0	0	3	0	0	0	0	0	102	0	0	19	1	5.3	124	1	0.8
9TH GRADE MALE	1	0	0	2	0	0	0	0	0	79	0	0	6	0	0	88	0	0
9TH GRADE FEMALE	0	0	0	1	0	0	0	0	0	50	0	0	8	0	0	59	0	0
9TH GRADE TOTAL	1	0	0	3	0	0	0	0	0	129	0	0	14	0	0	147	0	0
10TH GRADE MALE	0	0	0	2	0	0	2	0	0	64	0	0	9	1	11.1	77	1	1.3
10TH GRADE FEMALE	0	0	0	3	0	0	0	0	0	69	1	1.4	7	0	0	79	1	1.3
10TH GRADE TOTAL	0	0	0	5	0	0	2	0	0	133	1	0.8	16	1	6.3	156	2	1.3
11TH GRADE MALE	0	0	0	1	0	0	0	0	0	75	0	0	7	3	42.9	82	3	3.7
11TH GRADE FEMALE	0	0	0	1	0	0	0	0	0	63	1	1.6	7	1	14.3	71	2	2.8
11TH GRADE TOTAL	0	0	0	2	0	0	0	0	0	138	1	0.7	14	4	28.6	153	5	3.3
12TH GRADE MALE	0	0	0	1	0	0	2	0	0	53	0	0	3	0	0	60	0	0
12TH GRADE FEMALE	0	0	0	0	0	0	0	0	0	44	0	0	4	0	0	48	0	0
12TH GRADE TOTAL	0	0	0	2	0	0	2	0	0	97	0	0	7	0	0	108	0	0
DISTRICT TOTAL MALE	1	0	0	11	0	0	4	0	0	391	0	0	45	4	8.9	452	4	0.9
DISTRICT TOTAL FEMALE	0	0	0	8	0	0	1	0	0	347	2	0.6	31	2	6.5	387	4	1



8/17/2006 COLORADO DEPARTMENT OF EDUCATION
2004-2005 STATE DROPOUT COUNTS BY DISTRICT

	AMERICAN INDIAN OR ALASKAN NATIVE	AMERICAN INDIAN OR ALASKAN NATIVE	AMERICAN INDIAN OR ALASKAN NATIVE	ASIAN PACIFIC ISLANDER	ASIAN PACIFIC ISLANDER	ASIAN PACIFIC ISLANDER	BLACK NOT OF HISPANIC ORIGIN	BLACK NOT OF HISPANIC ORIGIN	BLACK NOT OF HISPANIC ORIGIN	WHITE NOT OF HISPANIC ORIGIN	WHITE NOT OF HISPANIC ORIGIN	WHITE NOT OF HISPANIC ORIGIN	HISPANIC PUPIL COUNT	HISPANIC DROPOUTS	HISPANIC DROPOUT RATE	TOTALS PUPIL COUNT	TOTALS DROPOUTS	TOTALS DROPOUT RATE		
DISTRICT TOTAL	1	0	0	19	0	0	5	0	0	738	2	0.3	76	6	7.9	839	8	1		
DISTRICT TOTALS (ALTERNATIVE SCHOOLS ONLY)																				
DISTRICT TOTAL MALE	0	0	0	0	0	0	0	0	0	0	0	0	0	0	0	0	0	0	0	
DISTRICT TOTAL FEMALE	0	0	0	0	0	0	0	0	0	0	0	0	0	0	0	0	0	0	0	
DISTRICT TOTAL	0	0	0	0	0	0	0	0	0	0	0	0	0	0	0	0	0	0	0	
COUNTY	50	PROWERS																		
DISTRICT:	2650	GRANADA RE-1																		
DISTRICT TOTALS (INCLUDING ALTERNATIVE SCHOOLS)																				
7TH GRADE MALE	0	0	0	0	0	0	0	0	0	5	0	0	6	0	0	11	0	0	0	
7TH GRADE FEMALE	0	0	0	0	0	0	0	0	0	1	0	0	6	0	0	7	0	0	0	
7TH GRADE TOTAL	0	0	0	0	0	0	0	0	0	6	0	0	12	0	0	18	0	0	0	
8TH GRADE MALE	0	0	0	0	0	0	0	0	0	6	0	0	13	0	0	19	0	0	0	
8TH GRADE FEMALE	0	0	0	0	0	0	0	0	0	3	0	0	10	0	0	13	0	0	0	
8TH GRADE TOTAL	0	0	0	0	0	0	0	0	0	9	0	0	23	0	0	32	0	0	0	
9TH GRADE MALE	0	0	0	0	0	0	0	0	0	4	0	0	10	0	0	14	0	0	0	
9TH GRADE FEMALE	0	0	0	0	0	0	0	0	0	4	0	0	10	0	0	14	0	0	0	
9TH GRADE TOTAL	0	0	0	0	0	0	0	0	0	8	0	0	20	0	0	28	0	0	0	
10TH GRADE MALE	0	0	0	0	0	0	0	0	0	6	0	0	11	0	0	17	0	0	0	
10TH GRADE FEMALE	0	0	0	0	0	0	0	0	0	4	0	0	7	0	0	11	0	0	0	
10TH GRADE TOTAL	0	0	0	0	0	0	0	0	0	10	0	0	18	0	0	28	0	0	0	
11TH GRADE MALE	0	0	0	0	0	0	0	0	0	6	0	0	8	1	12.5	14	1	7.1	0	
11TH GRADE FEMALE	0	0	0	0	0	0	0	0	0	4	0	0	6	0	0	10	0	0	0	
11TH GRADE TOTAL	0	0	0	0	0	0	0	0	0	10	0	0	14	1	7.1	24	1	4.2	0	
12TH GRADE MALE	0	0	0	0	0	0	0	0	0	2	0	0	4	0	0	6	0	0	0	
12TH GRADE FEMALE	0	0	0	0	0	0	0	0	0	2	0	0	3	0	0	5	0	0	0	
12TH GRADE TOTAL	0	0	0	0	0	0	0	0	0	4	0	0	7	0	0	11	0	0	0	
DISTRICT TOTAL MALE	0	0	0	0	0	0	0	0	0	29	0	0	52	1	1.9	81	1	1.2	0	
DISTRICT TOTAL FEMALE	0	0	0	0	0	0	0	0	0	18	0	0	42	0	0	60	0	0	0	
DISTRICT TOTAL	0	0	0	0	0	0	0	0	0	47	0	0	94	1	1.1	141	1	0.7	0	
DISTRICT TOTALS (EXCLUDING ALTERNATIVE SCHOOLS)																				
7TH GRADE MALE	0	0	0	0	0	0	0	0	0	5	0	0	6	0	0	11	0	0	0	
7TH GRADE FEMALE	0	0	0	0	0	0	0	0	0	1	0	0	6	0	0	7	0	0	0	
7TH GRADE TOTAL	0	0	0	0	0	0	0	0	0	6	0	0	12	0	0	18	0	0	0	
8TH GRADE MALE	0	0	0	0	0	0	0	0	0	6	0	0	13	0	0	19	0	0	0	
8TH GRADE FEMALE	0	0	0	0	0	0	0	0	0	3	0	0	10	0	0	13	0	0	0	
8TH GRADE TOTAL	0	0	0	0	0	0	0	0	0	9	0	0	23	0	0	32	0	0	0	
9TH GRADE MALE	0	0	0	0	0	0	0	0	0	4	0	0	10	0	0	14	0	0	0	
9TH GRADE FEMALE	0	0	0	0	0	0	0	0	0	4	0	0	10	0	0	14	0	0	0	
9TH GRADE TOTAL	0	0	0	0	0	0	0	0	0	8	0	0	20	0	0	28	0	0	0	
10TH GRADE MALE	0	0	0	0	0	0	0	0	0	6	0	0	11	0	0	17	0	0	0	
10TH GRADE FEMALE	0	0	0	0	0	0	0	0	0	4	0	0	7	0	0	11	0	0	0	
10TH GRADE TOTAL	0	0	0	0	0	0	0	0	0	10	0	0	18	0	0	28	0	0	0	
11TH GRADE MALE	0	0	0	0	0	0	0	0	0	6	0	0	8	1	12.5	14	1	7.1	0	
11TH GRADE FEMALE	0	0	0	0	0	0	0	0	0	4	0	0	6	0	0	10	0	0	0	
11TH GRADE TOTAL	0	0	0	0	0	0	0	0	0	10	0	0	14	1	7.1	24	1	4.2	0	
12TH GRADE MALE	0	0	0	0	0	0	0	0	0	2	0	0	4	0	0	6	0	0	0	
12TH GRADE FEMALE	0	0	0	0	0	0	0	0	0	2	0	0	3	0	0	5	0	0	0	
12TH GRADE TOTAL	0	0	0	0	0	0	0	0	0	4	0	0	7	0	0	11	0	0	0	
DISTRICT TOTAL MALE	0	0	0	0	0	0	0	0	0	29	0	0	52	1	1.9	81	1	1.2	0	
DISTRICT TOTAL FEMALE	0	0	0	0	0	0	0	0	0	18	0	0	42	0	0	60	0	0	0	
DISTRICT TOTAL	0	0	0	0	0	0	0	0	0	47	0	0	94	1	1.1	141	1	0.7	0	
DISTRICT TOTALS (ALTERNATIVE SCHOOLS ONLY)																				
DISTRICT TOTAL MALE	0	0	0	0	0	0	0	0	0	0	0	0	0	0	0	0	0	0	0	




8/17/2006 COLORADO DEPARTMENT OF EDUCATION
2004-2005 STATE DROPOUT COUNTS BY DISTRICT

	AMERICAN INDIAN OR ALASKAN NATIVE	AMERICAN INDIAN OR ALASKAN NATIVE	AMERICAN INDIAN OR ALASKAN NATIVE	ASIAN PACIFIC ISLANDER	ASIAN PACIFIC ISLANDER	ASIAN PACIFIC ISLANDER	BLACK NOT OF HISPANIC ORIGIN	BLACK NOT OF HISPANIC ORIGIN	BLACK NOT OF HISPANIC ORIGIN	WHITE NOT OF HISPANIC ORIGIN	WHITE NOT OF HISPANIC ORIGIN	WHITE NOT OF HISPANIC ORIGIN	HISPANIC	HISPANIC	HISPANIC	TOTALS	TOTALS	TOTALS
	PUPIL COUNT	DROPOUTS	DROPOUT RATE	PUPIL COUNT	DROPOUTS	DROPOUT RATE	PUPIL COUNT	DROPOUTS	DROPOUT RATE	PUPIL COUNT	DROPOUTS	DROPOUT RATE	PUPIL COUNT	DROPOUTS	DROPOUT RATE	PUPIL COUNT	DROPOUTS	DROPOUT RATE
DISTRICT TOTAL FEMALE	0	0	0	0	0	0	0	0	0	0	0	0	0	0	0	0	0	0
DISTRICT TOTAL	0	0	0	0	0	0	0	0	0	0	0	0	0	0	0	0	0	0
DISTRICT: 2660 LAMAR RE-2																		
DISTRICT TOTALS (INCLUDING ALTERNATIVE SCHOOLS)																		
7TH GRADE MALE	1	0	0	0	0	0	0	0	0	33	0	0	37	2	5.4	71	2	2.8
7TH GRADE FEMALE	1	0	0	0	0	0	0	0	0	32	0	0	33	0	0	66	0	0
7TH GRADE TOTAL	2	0	0	0	0	0	0	0	0	65	0	0	70	2	2.9	137	2	1.5
8TH GRADE MALE	3	0	0	0	0	0	0	0	0	39	0	0	35	1	2.9	77	1	1.3
8TH GRADE FEMALE	1	0	0	0	0	0	2	0	0	33	0	0	24	0	0	60	0	0
8TH GRADE TOTAL	4	0	0	0	0	0	2	0	0	72	0	0	59	1	1.7	137	1	0.7
9TH GRADE MALE	0	0	0	0	0	0	1	0	0	31	1	3.2	32	3	9.4	64	4	6.3
9TH GRADE FEMALE	2	0	0	1	0	0	2	0	0	25	0	0	32	0	0	62	0	0
9TH GRADE TOTAL	2	0	0	1	0	0	3	0	0	56	1	1.8	64	3	4.7	126	4	3.2
10TH GRADE MALE	0	0	0	1	0	0	1	0	0	38	2	5.3	35	7	20	75	9	12
10TH GRADE FEMALE	0	0	0	1	0	0	0	0	0	37	2	5.4	26	4	15.4	64	6	9.4
10TH GRADE TOTAL	0	0	0	2	0	0	1	0	0	75	4	5.3	61	11	18	139	15	10.8
11TH GRADE MALE	1	0	0	1	0	0	1	0	0	38	5	13.2	30	11	36.7	71	16	22.5
11TH GRADE FEMALE	0	0	0	0	0	0	0	0	0	50	2	4	34	7	20.6	84	9	10.7
11TH GRADE TOTAL	1	0	0	1	0	0	1	0	0	88	7	8	64	18	28.1	155	25	16.1
12TH GRADE MALE	0	0	0	1	0	0	0	0	0	43	9	20.9	23	5	21.7	67	14	20.9
12TH GRADE FEMALE	0	0	0	2	0	0	0	0	0	47	5	10.6	10	2	20	59	7	11.9
12TH GRADE TOTAL	0	0	0	3	0	0	0	0	0	90	14	15.6	33	7	21.2	126	21	16.7
DISTRICT TOTAL MALE	5	0	0	3	0	0	3	0	0	222	17	7.7	192	29	15.1	425	46	10.8
DISTRICT TOTAL FEMALE	4	0	0	4	0	0	4	0	0	224	9	4	159	13	8.2	395	22	5.6
DISTRICT TOTAL	9	0	0	7	0	0	7	0	0	446	26	5.8	351	42	12	820	68	8.3
DISTRICT TOTALS (EXCLUDING ALTERNATIVE SCHOOLS)																		
7TH GRADE MALE	1	0	0	0	0	0	0	0	0	33	0	0	37	2	5.4	71	2	2.8
7TH GRADE FEMALE	1	0	0	0	0	0	0	0	0	32	0	0	33	0	0	66	0	0
7TH GRADE TOTAL	2	0	0	0	0	0	0	0	0	65	0	0	70	2	2.9	137	2	1.5
8TH GRADE MALE	3	0	0	0	0	0	0	0	0	39	0	0	34	1	2.9	76	1	1.3
8TH GRADE FEMALE	1	0	0	0	0	0	2	0	0	33	0	0	24	0	0	60	0	0
8TH GRADE TOTAL	4	0	0	0	0	0	2	0	0	72	0	0	58	1	1.7	136	1	0.7
9TH GRADE MALE	0	0	0	0	0	0	1	0	0	30	0	0	30	1	3.3	61	1	1.6
9TH GRADE FEMALE	2	0	0	1	0	0	2	0	0	25	0	0	31	0	0	61	0	0
9TH GRADE TOTAL	2	0	0	1	0	0	3	0	0	55	0	0	61	1	1.6	122	1	0.8
10TH GRADE MALE	0	0	0	1	0	0	1	0	0	37	1	2.7	30	5	16.7	69	6	8.7
10TH GRADE FEMALE	0	0	0	1	0	0	0	0	0	35	1	2.9	23	3	13	59	4	6.8
10TH GRADE TOTAL	0	0	0	2	0	0	1	0	0	72	2	2.8	53	8	15.1	128	10	7.8
11TH GRADE MALE	1	0	0	1	0	0	1	0	0	32	2	6.3	21	7	33.3	56	9	16.1
11TH GRADE FEMALE	0	0	0	0	0	0	0	0	0	45	0	0	27	4	14.8	72	4	5.6
11TH GRADE TOTAL	1	0	0	1	0	0	1	0	0	77	2	2.6	48	11	22.9	128	13	10.2
12TH GRADE MALE	0	0	0	1	0	0	0	0	0	36	5	13.9	19	3	15.8	56	8	14.3
12TH GRADE FEMALE	0	0	0	2	0	0	0	0	0	42	2	4.8	7	0	0	51	2	3.9
12TH GRADE TOTAL	0	0	0	3	0	0	0	0	0	78	7	9	26	3	11.5	107	10	9.3
DISTRICT TOTAL MALE	5	0	0	3	0	0	3	0	0	207	8	3.9	171	19	11.1	389	27	6.9
DISTRICT TOTAL FEMALE	4	0	0	4	0	0	4	0	0	212	3	1.4	145	7	4.8	369	10	2.7
DISTRICT TOTAL	9	0	0	7	0	0	7	0	0	419	11	2.6	316	26	8.2	758	37	4.9
DISTRICT TOTALS (ALTERNATIVE SCHOOLS ONLY)																		
8TH GRADE MALE	0	0	0	0	0	0	0	0	0	0	0	0	1	0	0	1	0	0
8TH GRADE FEMALE	0	0	0	0	0	0	0	0	0	0	0	0	0	0	0	0	0	0
8TH GRADE TOTAL	0	0	0	0	0	0	0	0	0	0	0	0	1	0	0	1	0	0
9TH GRADE MALE	0	0	0	0	0	0	0	0	0	1	1	100	2	2	100	3	3	100
9TH GRADE FEMALE	0	0	0	0	0	0	0	0	0	0	0	0	1	0	0	1	0	0


8/17/2006 COLORADO DEPARTMENT OF EDUCATION
2004-2005 STATE DROPOUT COUNTS BY DISTRICT

	AMERICAN INDIAN OR ALASKAN NATIVE	AMERICAN INDIAN OR ALASKAN NATIVE	AMERICAN INDIAN OR ALASKAN NATIVE	ASIAN PACIFIC ISLANDER	ASIAN PACIFIC ISLANDER	ASIAN PACIFIC ISLANDER	BLACK NOT OF HISPANIC ORIGIN	BLACK NOT OF HISPANIC ORIGIN	BLACK NOT OF HISPANIC ORIGIN	WHITE NOT OF HISPANIC ORIGIN	WHITE NOT OF HISPANIC ORIGIN	WHITE NOT OF HISPANIC ORIGIN	HISPANIC	HISPANIC	HISPANIC	TOTALS	TOTALS	TOTALS
	PUPIL COUNT	DROPOUTS	DROPOUT RATE	PUPIL COUNT	DROPOUTS	DROPOUT RATE	PUPIL COUNT	DROPOUTS	DROPOUT RATE	PUPIL COUNT	DROPOUTS	DROPOUT RATE	PUPIL COUNT	DROPOUTS	DROPOUT RATE	PUPIL COUNT	DROPOUTS	DROPOUT RATE
9TH GRADE TOTAL	0	0	0	0	0	0	0	0	0	1	1	100	3	2	66.7	4	3	75
10TH GRADE MALE	0	0	0	0	0	0	0	0	0	1	1	100	5	2	40	6	3	50
10TH GRADE FEMALE	0	0	0	0	0	0	0	0	0	2	1	50	3	1	33.3	5	2	40
10TH GRADE TOTAL	0	0	0	0	0	0	0	0	0	3	2	66.7	8	3	37.5	11	5	45.5
11TH GRADE MALE	0	0	0	0	0	0	0	0	0	6	3	50	9	4	44.4	15	7	46.7
11TH GRADE FEMALE	0	0	0	0	0	0	0	0	0	5	2	40	7	3	42.9	12	5	41.7
11TH GRADE TOTAL	0	0	0	0	0	0	0	0	0	11	5	45.5	16	7	43.8	27	12	44.4
12TH GRADE MALE	0	0	0	0	0	0	0	0	0	7	4	57.1	4	2	50	11	6	54.5
12TH GRADE FEMALE	0	0	0	0	0	0	0	0	0	5	3	60	3	2	66.7	8	5	62.5
12TH GRADE TOTAL	0	0	0	0	0	0	0	0	0	12	7	58.3	7	4	57.1	19	11	57.9
DISTRICT TOTAL MALE	0	0	0	0	0	0	0	0	0	15	9	60	21	10	47.6	36	19	52.8
DISTRICT TOTAL FEMALE	0	0	0	0	0	0	0	0	0	12	6	50	14	6	42.9	26	12	46.2
DISTRICT TOTAL	0	0	0	0	0	0	0	0	0	27	15	55.6	35	16	45.7	62	31	50
DISTRICT: 2670 HOLLY RE-3																		
DISTRICT TOTALS (INCLUDING ALTERNATIVE SCHOOLS)																		
7TH GRADE MALE	0	0	0	0	0	0	0	0	0	8	0	0	4	0	0	12	0	0
7TH GRADE FEMALE	0	0	0	0	0	0	0	0	0	6	0	0	1	0	0	7	0	0
7TH GRADE TOTAL	0	0	0	0	0	0	0	0	0	14	0	0	5	0	0	19	0	0
8TH GRADE MALE	0	0	0	0	0	0	0	0	0	7	0	0	4	0	0	11	0	0
8TH GRADE FEMALE	0	0	0	0	0	0	0	0	0	8	0	0	3	0	0	11	0	0
8TH GRADE TOTAL	0	0	0	0	0	0	0	0	0	15	0	0	7	0	0	22	0	0
9TH GRADE MALE	0	0	0	0	0	0	0	0	0	7	0	0	5	0	0	12	0	0
9TH GRADE FEMALE	0	0	0	0	0	0	0	0	0	13	1	7.7	0	0	0	13	1	7.7
9TH GRADE TOTAL	0	0	0	0	0	0	0	0	0	20	1	5	5	0	0	25	1	4
10TH GRADE MALE	0	0	0	0	0	0	0	0	0	14	1	7.1	6	2	33.3	20	3	15
10TH GRADE FEMALE	0	0	0	0	0	0	0	0	0	6	1	16.7	7	0	0	13	1	7.7
10TH GRADE TOTAL	0	0	0	0	0	0	0	0	0	20	2	10	13	2	15.4	33	4	12.1
11TH GRADE MALE	0	0	0	0	0	0	0	0	0	10	1	10	6	1	16.7	16	2	12.5
11TH GRADE FEMALE	0	0	0	0	0	0	0	0	0	16	0	0	3	1	33.3	19	1	5.3
11TH GRADE TOTAL	0	0	0	0	0	0	0	0	0	26	1	3.8	9	2	22.2	35	3	8.6
12TH GRADE MALE	0	0	0	0	0	0	0	0	0	18	0	0	3	0	0	21	0	0
12TH GRADE FEMALE	0	0	0	0	0	0	0	0	0	6	0	0	4	0	0	10	0	0
12TH GRADE TOTAL	0	0	0	0	0	0	0	0	0	24	0	0	7	0	0	31	0	0
DISTRICT TOTAL MALE	0	0	0	0	0	0	0	0	0	64	2	3.1	28	3	10.7	92	5	5.4
DISTRICT TOTAL FEMALE	0	0	0	0	0	0	0	0	0	55	2	3.6	18	1	5.6	73	3	4.1
DISTRICT TOTAL	0	0	0	0	0	0	0	0	0	119	4	3.4	46	4	8.7	165	8	4.8
DISTRICT TOTALS (EXCLUDING ALTERNATIVE SCHOOLS)																		
7TH GRADE MALE	0	0	0	0	0	0	0	0	0	8	0	0	4	0	0	12	0	0
7TH GRADE FEMALE	0	0	0	0	0	0	0	0	0	6	0	0	1	0	0	7	0	0
7TH GRADE TOTAL	0	0	0	0	0	0	0	0	0	14	0	0	5	0	0	19	0	0
8TH GRADE MALE	0	0	0	0	0	0	0	0	0	7	0	0	4	0	0	11	0	0
8TH GRADE FEMALE	0	0	0	0	0	0	0	0	0	8	0	0	3	0	0	11	0	0
8TH GRADE TOTAL	0	0	0	0	0	0	0	0	0	15	0	0	7	0	0	22	0	0
9TH GRADE MALE	0	0	0	0	0	0	0	0	0	7	0	0	5	0	0	12	0	0
9TH GRADE FEMALE	0	0	0	0	0	0	0	0	0	13	1	7.7	0	0	0	13	1	7.7
9TH GRADE TOTAL	0	0	0	0	0	0	0	0	0	20	1	5	5	0	0	25	1	4
10TH GRADE MALE	0	0	0	0	0	0	0	0	0	14	1	7.1	6	2	33.3	20	3	15
10TH GRADE FEMALE	0	0	0	0	0	0	0	0	0	6	1	16.7	7	0	0	13	1	7.7
10TH GRADE TOTAL	0	0	0	0	0	0	0	0	0	20	2	10	13	2	15.4	33	4	12.1
11TH GRADE MALE	0	0	0	0	0	0	0	0	0	10	1	10	6	1	16.7	16	2	12.5
11TH GRADE FEMALE	0	0	0	0	0	0	0	0	0	16	0	0	3	1	33.3	19	1	5.3
11TH GRADE TOTAL	0	0	0	0	0	0	0	0	0	26	1	3.8	9	2	22.2	35	3	8.6
12TH GRADE MALE	0	0	0	0	0	0	0	0	0	18	0	0	3	0	0	21	0	0



8/17/2006 COLORADO DEPARTMENT OF EDUCATION
2004-2005 STATE DROPOUT COUNTS BY DISTRICT

	AMERICAN INDIAN OR ALASKAN NATIVE	AMERICAN INDIAN OR ALASKAN NATIVE	AMERICAN INDIAN OR ALASKAN NATIVE	ASIAN PACIFIC ISLANDER	ASIAN PACIFIC ISLANDER	ASIAN PACIFIC ISLANDER	BLACK NOT OF HISPANIC ORIGIN	BLACK NOT OF HISPANIC ORIGIN	BLACK NOT OF HISPANIC ORIGIN	WHITE NOT OF HISPANIC ORIGIN	WHITE NOT OF HISPANIC ORIGIN	WHITE NOT OF HISPANIC ORIGIN	HISPANIC	HISPANIC	HISPANIC	TOTALS	TOTALS	TOTALS	
	PUPIL COUNT	DROPOUTS	DROPOUT RATE	PUPIL COUNT	DROPOUTS	DROPOUT RATE	PUPIL COUNT	DROPOUTS	DROPOUT RATE	PUPIL COUNT	DROPOUTS	DROPOUT RATE	PUPIL COUNT	DROPOUTS	DROPOUT RATE	PUPIL COUNT	DROPOUTS	DROPOUT RATE	
12TH GRADE FEMALE	0	0	0	0	0	0	0	0	0	6	0	0	4	0	0	10	0	0	
12TH GRADE TOTAL	0	0	0	0	0	0	0	0	0	24	0	0	7	0	0	31	0	0	
DISTRICT TOTAL MALE	0	0	0	0	0	0	0	0	0	64	2	3.1	28	3	10.7	92	5	5.4	
DISTRICT TOTAL FEMALE	0	0	0	0	0	0	0	0	0	55	2	3.6	18	1	5.6	73	3	4.1	
DISTRICT TOTAL	0	0	0	0	0	0	0	0	0	119	4	3.4	46	4	8.7	165	8	4.8	
DISTRICT TOTALS (ALTERNATIVE SCHOOLS ONLY)																			
DISTRICT TOTAL MALE	0	0	0	0	0	0	0	0	0	0	0	0	0	0	0	0	0	0	
DISTRICT TOTAL FEMALE	0	0	0	0	0	0	0	0	0	0	0	0	0	0	0	0	0	0	
DISTRICT TOTAL	0	0	0	0	0	0	0	0	0	0	0	0	0	0	0	0	0	0	
DISTRICT:	2680	WILEY RE-13 JT																	
DISTRICT TOTALS (INCLUDING ALTERNATIVE SCHOOLS)																			
7TH GRADE MALE	0	0	0	0	0	0	0	0	0	7	0	0	4	0	0	11	0	0	
7TH GRADE FEMALE	0	0	0	0	0	0	0	0	0	6	0	0	5	0	0	11	0	0	
7TH GRADE TOTAL	0	0	0	0	0	0	0	0	0	13	0	0	9	0	0	22	0	0	
8TH GRADE MALE	0	0	0	0	0	0	0	0	0	9	0	0	6	0	0	15	0	0	
8TH GRADE FEMALE	0	0	0	0	0	0	0	0	0	25	0	0	0	0	0	25	0	0	
8TH GRADE TOTAL	0	0	0	0	0	0	0	0	0	34	0	0	6	0	0	40	0	0	
9TH GRADE MALE	0	0	0	0	0	0	0	0	0	10	0	0	3	0	0	13	0	0	
9TH GRADE FEMALE	0	0	0	0	0	0	1	0	0	9	0	0	5	0	0	15	0	0	
9TH GRADE TOTAL	0	0	0	0	0	0	1	0	0	19	0	0	8	0	0	28	0	0	
10TH GRADE MALE	0	0	0	0	0	0	0	0	0	8	0	0	1	0	0	9	0	0	
10TH GRADE FEMALE	0	0	0	0	0	0	0	0	0	11	0	0	3	0	0	14	0	0	
10TH GRADE TOTAL	0	0	0	0	0	0	0	0	0	19	0	0	4	0	0	23	0	0	
11TH GRADE MALE	0	0	0	0	0	0	0	0	0	16	0	0	0	0	0	16	0	0	
11TH GRADE FEMALE	0	0	0	0	0	0	0	0	0	10	0	0	1	0	0	11	0	0	
11TH GRADE TOTAL	0	0	0	0	0	0	0	0	0	26	0	0	1	0	0	27	0	0	
12TH GRADE MALE	0	0	0	0	0	0	0	0	0	13	0	0	3	0	0	16	0	0	
12TH GRADE FEMALE	0	0	0	0	0	0	0	0	0	12	0	0	3	0	0	15	0	0	
12TH GRADE TOTAL	0	0	0	0	0	0	0	0	0	25	0	0	6	0	0	31	0	0	
DISTRICT TOTAL MALE	0	0	0	0	0	0	0	0	0	63	0	0	17	0	0	80	0	0	
DISTRICT TOTAL FEMALE	0	0	0	0	0	0	1	0	0	73	0	0	17	0	0	91	0	0	
DISTRICT TOTAL	0	0	0	0	0	0	1	0	0	136	0	0	34	0	0	171	0	0	
DISTRICT TOTALS (EXCLUDING ALTERNATIVE SCHOOLS)																			
7TH GRADE MALE	0	0	0	0	0	0	0	0	0	7	0	0	4	0	0	11	0	0	
7TH GRADE FEMALE	0	0	0	0	0	0	0	0	0	6	0	0	5	0	0	11	0	0	
7TH GRADE TOTAL	0	0	0	0	0	0	0	0	0	13	0	0	9	0	0	22	0	0	
8TH GRADE MALE	0	0	0	0	0	0	0	0	0	9	0	0	6	0	0	15	0	0	
8TH GRADE FEMALE	0	0	0	0	0	0	0	0	0	25	0	0	0	0	0	25	0	0	
8TH GRADE TOTAL	0	0	0	0	0	0	0	0	0	34	0	0	6	0	0	40	0	0	
9TH GRADE MALE	0	0	0	0	0	0	0	0	0	10	0	0	3	0	0	13	0	0	
9TH GRADE FEMALE	0	0	0	0	0	0	1	0	0	9	0	0	5	0	0	15	0	0	
9TH GRADE TOTAL	0	0	0	0	0	0	1	0	0	19	0	0	8	0	0	28	0	0	
10TH GRADE MALE	0	0	0	0	0	0	0	0	0	8	0	0	1	0	0	9	0	0	
10TH GRADE FEMALE	0	0	0	0	0	0	0	0	0	11	0	0	3	0	0	14	0	0	
10TH GRADE TOTAL	0	0	0	0	0	0	0	0	0	19	0	0	4	0	0	23	0	0	
11TH GRADE MALE	0	0	0	0	0	0	0	0	0	16	0	0	0	0	0	16	0	0	
11TH GRADE FEMALE	0	0	0	0	0	0	0	0	0	10	0	0	1	0	0	11	0	0	
11TH GRADE TOTAL	0	0	0	0	0	0	0	0	0	26	0	0	1	0	0	27	0	0	
12TH GRADE MALE	0	0	0	0	0	0	0	0	0	13	0	0	3	0	0	16	0	0	
12TH GRADE FEMALE	0	0	0	0	0	0	0	0	0	12	0	0	3	0	0	15	0	0	
12TH GRADE TOTAL	0	0	0	0	0	0	0	0	0	25	0	0	6	0	0	31	0	0	
DISTRICT TOTAL MALE	0	0	0	0	0	0	0	0	0	63	0	0	17	0	0	80	0	0	
DISTRICT TOTAL FEMALE	0	0	0	0	0	0	1	0	0	73	0	0	17	0	0	91	0	0	




8/17/2006 COLORADO DEPARTMENT OF EDUCATION
2004-2005 STATE DROPOUT COUNTS BY DISTRICT

	AMERICAN INDIAN OR ALASKAN NATIVE	AMERICAN INDIAN OR ALASKAN NATIVE	AMERICAN INDIAN OR ALASKAN NATIVE	ASIAN PACIFIC ISLANDER	ASIAN PACIFIC ISLANDER	ASIAN PACIFIC ISLANDER	BLACK NOT OF HISPANIC ORIGIN	BLACK NOT OF HISPANIC ORIGIN	BLACK NOT OF HISPANIC ORIGIN	WHITE NOT OF HISPANIC ORIGIN	WHITE NOT OF HISPANIC ORIGIN	WHITE NOT OF HISPANIC ORIGIN	HISPANIC	HISPANIC	HISPANIC	TOTALS	TOTALS	TOTALS	
	PUPIL COUNT	DROPOUTS	DROPOUT RATE	PUPIL COUNT	DROPOUTS	DROPOUT RATE	PUPIL COUNT	DROPOUTS	DROPOUT RATE	PUPIL COUNT	DROPOUTS	DROPOUT RATE	PUPIL COUNT	DROPOUTS	DROPOUT RATE	PUPIL COUNT	DROPOUTS	DROPOUT RATE	
DISTRICT TOTAL	0	0	0	0	0	0	1	0	0	136	0	0	34	0	0	171	0	0	
DISTRICT TOTALS (ALTERNATIVE SCHOOLS ONLY)																			
DISTRICT TOTAL MALE	0	0	0	0	0	0	0	0	0	0	0	0	0	0	0	0	0	0	
DISTRICT TOTAL FEMALE	0	0	0	0	0	0	0	0	0	0	0	0	0	0	0	0	0	0	
DISTRICT TOTAL	0	0	0	0	0	0	0	0	0	0	0	0	0	0	0	0	0	0	
COUNTY	51	PUEBLO																	
DISTRICT:	2690	PUEBLO CITY 60																	
DISTRICT TOTALS (INCLUDING ALTERNATIVE SCHOOLS)																			
7TH GRADE MALE	16	1	6.3	3	0	0	22	0	0	293	0	0	478	1	0.2	812	2	0.2	
7TH GRADE FEMALE	14	0	0	7	0	0	12	0	0	261	2	0.8	418	8	1.9	712	10	1.4	
7TH GRADE TOTAL	30	1	3.3	10	0	0	34	0	0	554	2	0.4	896	9	1	1,524	12	0.8	
8TH GRADE MALE	17	0	0	4	0	0	18	0	0	267	1	0.4	458	5	1.1	764	6	0.8	
8TH GRADE FEMALE	10	0	0	5	0	0	18	1	5.6	289	2	0.7	411	4	1	733	7	1	
8TH GRADE TOTAL	27	0	0	9	0	0	36	1	2.8	556	3	0.5	869	9	1	1,497	13	0.9	
9TH GRADE MALE	15	2	13.3	8	1	12.5	32	1	3.1	376	18	4.8	616	73	11.9	1,047	95	9.1	
9TH GRADE FEMALE	17	2	11.8	5	0	0	27	3	11.1	307	15	4.9	502	63	12.5	858	83	9.7	
9TH GRADE TOTAL	32	4	12.5	13	1	7.7	59	4	6.8	683	33	4.8	1,118	136	12.2	1,905	178	9.3	
10TH GRADE MALE	20	1	5	4	0	0	21	1	4.8	278	12	4.3	370	31	8.4	693	45	6.5	
10TH GRADE FEMALE	17	2	11.8	7	0	0	16	2	12.5	282	17	6	393	43	10.9	715	64	9	
10TH GRADE TOTAL	37	3	8.1	11	0	0	37	3	8.1	560	29	5.2	763	74	9.7	1,408	109	7.7	
11TH GRADE MALE	7	0	0	9	0	0	9	1	11.1	264	16	6.1	290	34	11.7	579	51	8.8	
11TH GRADE FEMALE	6	0	0	6	0	0	11	0	0	297	12	4	351	35	10	671	47	7	
11TH GRADE TOTAL	13	0	0	15	0	0	20	1	5	561	28	5	641	69	10.8	1,250	98	7.8	
12TH GRADE MALE	7	0	0	5	0	0	25	0	0	311	11	3.5	303	10	3.3	651	21	3.2	
12TH GRADE FEMALE	8	0	0	7	1	14.3	13	0	0	314	9	2.9	292	12	4.1	634	22	3.5	
12TH GRADE TOTAL	15	0	0	12	1	8.3	38	0	0	625	20	3.2	595	22	3.7	1,285	43	3.3	
DISTRICT TOTAL MALE	82	4	4.9	33	1	3	127	3	2.4	1,789	58	3.2	2,515	154	6.1	4,546	220	4.8	
DISTRICT TOTAL FEMALE	72	4	5.6	37	1	2.7	97	6	6.2	1,750	57	3.3	2,367	165	7	4,323	233	5.4	
DISTRICT TOTAL	154	8	5.2	70	2	2.9	224	9	4	3,539	115	3.2	4,882	319	6.5	8,869	453	5.1	
DISTRICT TOTALS (EXCLUDING ALTERNATIVE SCHOOLS)																			
7TH GRADE MALE	15	1	6.7	3	0	0	22	0	0	290	0	0	455	1	0.2	785	2	0.3	
7TH GRADE FEMALE	14	0	0	7	0	0	12	0	0	261	2	0.8	411	8	1.9	705	10	1.4	
7TH GRADE TOTAL	29	1	3.4	10	0	0	34	0	0	551	2	0.4	866	9	1	1,490	12	0.8	
8TH GRADE MALE	12	0	0	3	0	0	17	0	0	251	1	0.4	420	2	0.5	703	3	0.4	
8TH GRADE FEMALE	9	0	0	5	0	0	17	0	0	282	1	0.4	392	3	0.8	705	4	0.6	
8TH GRADE TOTAL	21	0	0	8	0	0	34	0	0	533	2	0.4	812	5	0.6	1,408	7	0.5	
9TH GRADE MALE	11	0	0	8	1	12.5	27	0	0	338	8	2.4	468	27	5.8	852	36	4.2	
9TH GRADE FEMALE	16	1	6.3	5	0	0	25	2	8	287	11	3.8	399	23	5.8	732	37	5.1	
9TH GRADE TOTAL	27	1	3.7	13	1	7.7	52	2	3.8	625	19	3	867	50	5.8	1,584	73	4.6	
10TH GRADE MALE	19	1	5.3	4	0	0	20	0	0	258	9	3.5	321	16	5	622	26	4.2	
10TH GRADE FEMALE	16	2	12.5	7	0	0	12	0	0	258	10	3.9	339	22	6.5	632	34	5.4	
10TH GRADE TOTAL	35	3	8.6	11	0	0	32	0	0	516	19	3.7	660	38	5.8	1,254	60	4.8	
11TH GRADE MALE	6	0	0	9	0	0	8	1	12.5	247	12	4.9	258	22	8.5	528	35	6.6	
11TH GRADE FEMALE	6	0	0	6	0	0	11	0	0	284	8	2.8	313	23	7.3	620	31	5	
11TH GRADE TOTAL	12	0	0	15	0	0	19	1	5.3	531	20	3.8	571	45	7.9	1,148	66	5.7	
12TH GRADE MALE	6	0	0	5	0	0	23	0	0	299	9	3	279	5	1.8	612	14	2.3	
12TH GRADE FEMALE	8	0	0	6	0	0	11	0	0	306	8	2.6	274	5	1.8	605	13	2.1	
12TH GRADE TOTAL	14	0	0	11	0	0	34	0	0	605	17	2.8	553	10	1.8	1,217	27	2.2	
DISTRICT TOTAL MALE	69	2	2.9	32	1	3.1	117	1	0.9	1,683	39	2.3	2,201	73	3.3	4,102	116	2.8	
DISTRICT TOTAL FEMALE	69	3	4.3	36	0	0	88	2	2.3	1,678	40	2.4	2,128	84	3.9	3,999	129	3.2	
DISTRICT TOTAL	138	5	3.6	68	1	1.5	205	3	1.5	3,361	79	2.4	4,329	157	3.6	8,101	245	3	
DISTRICT TOTALS (ALTERNATIVE SCHOOLS ONLY)																			
7TH GRADE MALE	1	0	0	0	0	0	0	0	0	3	0	0	23	0	0	27	0	0	

8/17/2006 COLORADO DEPARTMENT OF EDUCATION
2004-2005 STATE DROPOUT COUNTS BY DISTRICT

	AMERICAN INDIAN OR ALASKAN NATIVE	AMERICAN INDIAN OR ALASKAN NATIVE	AMERICAN INDIAN OR ALASKAN NATIVE	ASIAN PACIFIC ISLANDER	ASIAN PACIFIC ISLANDER	ASIAN PACIFIC ISLANDER	BLACK NOT OF HISPANIC ORIGIN	BLACK NOT OF HISPANIC ORIGIN	BLACK NOT OF HISPANIC ORIGIN	WHITE NOT OF HISPANIC ORIGIN	WHITE NOT OF HISPANIC ORIGIN	WHITE NOT OF HISPANIC ORIGIN	HISPANIC	HISPANIC	HISPANIC	TOTALS	TOTALS	TOTALS	
	PUPIL COUNT	DROPOUTS	DROPOUT RATE	PUPIL COUNT	DROPOUTS	DROPOUT RATE	PUPIL COUNT	DROPOUTS	DROPOUT RATE	PUPIL COUNT	DROPOUTS	DROPOUT RATE	PUPIL COUNT	DROPOUTS	DROPOUT RATE	PUPIL COUNT	DROPOUTS	DROPOUT RATE	
7TH GRADE FEMALE	0	0	0	0	0	0	0	0	0	0	0	0	7	0	0	7	0	0	
7TH GRADE TOTAL	1	0	0	0	0	0	0	0	0	3	0	0	30	0	0	34	0	0	
8TH GRADE MALE	5	0	0	1	0	0	1	0	0	16	0	0	38	3	7.9	61	3	4.9	
8TH GRADE FEMALE	1	0	0	0	0	0	1	1	100	7	1	14.3	19	1	5.3	28	3	10.7	
8TH GRADE TOTAL	6	0	0	1	0	0	2	1	50	23	1	4.3	57	4	7	89	6	6.7	
9TH GRADE MALE	4	2	50	0	0	0	5	1	20	38	10	26.3	148	46	31.1	195	59	30.3	
9TH GRADE FEMALE	1	1	100	0	0	0	2	1	50	20	4	20	103	40	38.8	126	46	36.5	
9TH GRADE TOTAL	5	3	60	0	0	0	7	2	28.6	58	14	24.1	251	86	34.3	321	105	32.7	
10TH GRADE MALE	1	0	0	0	0	0	1	1	100	20	3	15	49	15	30.6	71	19	26.8	
10TH GRADE FEMALE	1	0	0	0	0	0	4	2	50	24	7	29.2	54	21	38.9	83	30	36.1	
10TH GRADE TOTAL	2	0	0	0	0	0	5	3	60	44	10	22.7	103	36	35	154	49	31.8	
11TH GRADE MALE	1	0	0	0	0	0	1	0	0	17	4	23.5	32	12	37.5	51	16	31.4	
11TH GRADE FEMALE	0	0	0	0	0	0	0	0	0	13	4	30.8	38	12	31.6	51	16	31.4	
11TH GRADE TOTAL	1	0	0	0	0	0	1	0	0	30	8	26.7	70	24	34.3	102	32	31.4	
12TH GRADE MALE	1	0	0	0	0	0	2	0	0	12	2	16.7	24	5	20.8	39	7	17.9	
12TH GRADE FEMALE	0	0	0	1	1	100	2	0	0	8	1	12.5	18	7	38.9	29	9	31	
12TH GRADE TOTAL	1	0	0	1	1	100	4	0	0	20	3	15	42	12	28.6	68	16	23.5	
DISTRICT TOTAL MALE	13	2	15.4	1	0	0	10	2	20	106	19	17.9	314	81	25.8	444	104	23.4	
DISTRICT TOTAL FEMALE	3	1	33.3	1	1	100	9	4	44.4	72	17	23.6	239	81	33.9	324	104	32.1	
DISTRICT TOTAL	16	3	18.8	2	1	50	19	6	31.6	178	36	20.2	553	162	29.3	768	208	27.1	
DISTRICT:	2700	PUEBLO COUNTY RURAL 70																	
DISTRICT TOTALS (INCLUDING ALTERNATIVE SCHOOLS)																			
7TH GRADE MALE	4	0	0	2	0	0	8	0	0	270	5	1.9	119	1	0.8	403	6	1.5	
7TH GRADE FEMALE	3	0	0	0	0	0	5	0	0	253	1	0.4	132	0	0	395	1	0.3	
7TH GRADE TOTAL	7	0	0	4	0	0	13	0	0	523	6	1.1	251	1	0.4	798	7	0.9	
8TH GRADE MALE	5	0	0	2	0	0	7	1	14.3	327	2	0.6	118	3	2.5	459	6	1.3	
8TH GRADE FEMALE	4	0	0	5	0	0	8	0	0	285	0	0	98	3	3.1	400	3	0.8	
8TH GRADE TOTAL	9	0	0	7	0	0	15	1	6.7	612	2	0.3	216	6	2.8	859	9	1	
9TH GRADE MALE	1	0	0	2	0	0	8	0	0	299	4	1.3	116	4	3.4	426	8	1.9	
9TH GRADE FEMALE	4	1	25	1	0	0	4	0	0	289	5	1.7	105	7	6.7	403	13	3.2	
9TH GRADE TOTAL	5	1	20	3	0	0	12	0	0	588	9	1.5	221	11	5	829	21	2.5	
10TH GRADE MALE	4	1	25	4	0	0	3	0	0	249	7	2.8	88	5	5.7	348	13	3.7	
10TH GRADE FEMALE	4	0	0	4	0	0	2	0	0	244	7	2.9	81	6	7.4	335	13	3.9	
10TH GRADE TOTAL	8	1	12.5	8	0	0	5	0	0	493	14	2.8	169	11	6.5	683	26	3.8	
11TH GRADE MALE	3	0	0	0	0	0	2	1	50	221	12	5.4	69	6	8.7	295	19	6.4	
11TH GRADE FEMALE	4	1	25	4	0	0	1	0	0	244	9	3.7	69	2	2.9	322	12	3.7	
11TH GRADE TOTAL	7	1	14.3	4	0	0	3	1	33.3	465	21	4.5	138	8	5.8	617	31	5	
12TH GRADE MALE	1	0	0	5	0	0	8	2	25	199	8	4	67	4	6	280	14	5	
12TH GRADE FEMALE	1	0	0	6	0	0	2	0	0	203	10	4.9	71	4	5.6	283	14	4.9	
12TH GRADE TOTAL	2	0	0	11	0	0	10	2	20	402	18	4.5	138	8	5.8	563	28	5	
DISTRICT TOTAL MALE	18	1	5.6	15	0	0	36	4	11.1	1,565	38	2.4	577	23	4	2,211	66	3	
DISTRICT TOTAL FEMALE	20	2	10	22	0	0	22	0	0	1,518	32	2.1	556	22	4	2,138	56	2.6	
DISTRICT TOTAL	38	3	7.9	37	0	0	58	4	6.9	3,083	70	2.3	1,133	45	4	4,349	122	2.8	
DISTRICT TOTALS (EXCLUDING ALTERNATIVE SCHOOLS)																			
7TH GRADE MALE	4	0	0	2	0	0	7	0	0	266	5	1.9	116	1	0.9	395	6	1.5	
7TH GRADE FEMALE	3	0	0	2	0	0	5	0	0	251	1	0.4	129	0	0	390	1	0.3	
7TH GRADE TOTAL	7	0	0	4	0	0	12	0	0	517	6	1.2	245	1	0.4	785	7	0.9	
8TH GRADE MALE	4	0	0	2	0	0	6	0	0	319	1	0.3	105	2	1.9	436	3	0.7	
8TH GRADE FEMALE	4	0	0	5	0	0	8	0	0	284	0	0	95	2	2.1	396	2	0.5	
8TH GRADE TOTAL	8	0	0	7	0	0	14	0	0	603	1	0.2	200	4	2	832	5	0.6	
9TH GRADE MALE	1	0	0	2	0	0	8	0	0	292	3	1	113	4	3.5	416	7	1.7	
9TH GRADE FEMALE	4	1	25	1	0	0	3	0	0	289	5	1.7	102	7	6.9	399	13	3.3	
9TH GRADE TOTAL	5	1	20	3	0	0	11	0	0	581	8	1.4	215	11	5.1	815	20	2.5	




8/17/2006 COLORADO DEPARTMENT OF EDUCATION
2004-2005 STATE DROPOUT COUNTS BY DISTRICT

	AMERICAN INDIAN OR ALASKAN NATIVE	AMERICAN INDIAN OR ALASKAN NATIVE	AMERICAN INDIAN OR ALASKAN NATIVE	ASIAN PACIFIC ISLANDER	ASIAN PACIFIC ISLANDER	ASIAN PACIFIC ISLANDER	BLACK NOT OF HISPANIC ORIGIN	BLACK NOT OF HISPANIC ORIGIN	BLACK NOT OF HISPANIC ORIGIN	WHITE NOT OF HISPANIC ORIGIN	WHITE NOT OF HISPANIC ORIGIN	WHITE NOT OF HISPANIC ORIGIN	HISPANIC	HISPANIC	HISPANIC	TOTALS	TOTALS	TOTALS	
	PUPIL COUNT	DROPOUTS	DROPOUT RATE	PUPIL COUNT	DROPOUTS	DROPOUT RATE	PUPIL COUNT	DROPOUTS	DROPOUT RATE	PUPIL COUNT	DROPOUTS	DROPOUT RATE	PUPIL COUNT	DROPOUTS	DROPOUT RATE	PUPIL COUNT	DROPOUTS	DROPOUT RATE	
10TH GRADE MALE	4	1	25	4	0	0	3	0	0	243	6	2.5	84	4	4.8	338	11	3.3	
10TH GRADE FEMALE	4	0	0	4	0	0	2	0	0	244	7	2.9	80	6	7.5	334	13	3.9	
10TH GRADE TOTAL	8	1	12.5	8	0	0	5	0	0	487	13	2.7	164	10	6.1	672	24	3.6	
11TH GRADE MALE	3	0	0	0	0	0	2	1	50	215	12	5.6	64	2	3.1	284	15	5.3	
11TH GRADE FEMALE	4	1	25	4	0	0	1	0	0	244	9	3.7	69	2	2.9	322	12	3.7	
11TH GRADE TOTAL	7	1	14.3	4	0	0	3	1	33.3	459	21	4.6	133	4	3	606	27	4.5	
12TH GRADE MALE	1	0	0	5	0	0	8	2	25	199	8	4	66	4	6.1	279	14	5	
12TH GRADE FEMALE	1	0	0	6	0	0	2	0	0	202	9	4.5	71	4	5.6	282	13	4.6	
12TH GRADE TOTAL	2	0	0	11	0	0	10	2	20	401	17	4.2	137	8	5.8	561	27	4.8	
DISTRICT TOTAL MALE	17	1	5.9	15	0	0	34	3	8.8	1,534	35	2.3	548	17	3.1	2,148	56	2.6	
DISTRICT TOTAL FEMALE	20	2	10	22	0	0	21	0	0	1,514	31	2	546	21	3.8	2,123	54	2.5	
DISTRICT TOTAL	37	3	8.1	37	0	0	55	3	5.5	3,048	66	2.2	1,094	38	3.5	4,271	110	2.6	
DISTRICT TOTALS (ALTERNATIVE SCHOOLS ONLY)																			
7TH GRADE MALE	0	0	0	0	0	0	1	0	0	4	0	0	3	0	0	8	0	0	
7TH GRADE FEMALE	0	0	0	0	0	0	0	0	0	2	0	0	3	0	0	5	0	0	
7TH GRADE TOTAL	0	0	0	0	0	0	1	0	0	6	0	0	6	0	0	13	0	0	
8TH GRADE MALE	1	0	0	0	0	0	1	1	100	8	1	12.5	13	1	7.7	23	3	13	
8TH GRADE FEMALE	0	0	0	0	0	0	0	0	0	1	0	0	3	1	33.3	4	1	25	
8TH GRADE TOTAL	1	0	0	0	0	0	1	1	100	9	1	11.1	16	2	12.5	27	4	14.8	
9TH GRADE MALE	0	0	0	0	0	0	0	0	0	7	1	14.3	3	0	0	10	1	10	
9TH GRADE FEMALE	0	0	0	0	0	0	1	0	0	0	0	0	3	0	0	4	0	0	
9TH GRADE TOTAL	0	0	0	0	0	0	1	0	0	7	1	14.3	6	0	0	14	1	7.1	
10TH GRADE MALE	0	0	0	0	0	0	0	0	0	6	1	16.7	4	1	25	10	2	20	
10TH GRADE FEMALE	0	0	0	0	0	0	0	0	0	0	0	0	1	0	0	1	0	0	
10TH GRADE TOTAL	0	0	0	0	0	0	0	0	0	6	1	16.7	5	1	20	11	2	18.2	
11TH GRADE MALE	0	0	0	0	0	0	0	0	0	6	0	0	5	4	80	11	4	36.4	
11TH GRADE FEMALE	0	0	0	0	0	0	0	0	0	0	0	0	0	0	0	0	0	0	
11TH GRADE TOTAL	0	0	0	0	0	0	0	0	0	6	0	0	5	4	80	11	4	36.4	
12TH GRADE MALE	0	0	0	0	0	0	0	0	0	0	0	0	1	0	0	1	0	0	
12TH GRADE FEMALE	0	0	0	0	0	0	0	0	0	1	1	100	0	0	0	1	1	100	
12TH GRADE TOTAL	0	0	0	0	0	0	0	0	0	1	1	100	1	0	0	2	1	50	
DISTRICT TOTAL MALE	1	0	0	0	0	0	2	1	50	31	3	9.7	29	6	20.7	63	10	15.9	
DISTRICT TOTAL FEMALE	0	0	0	0	0	0	1	0	0	4	1	25	10	1	10	15	2	13.3	
DISTRICT TOTAL	1	0	0	0	0	0	3	1	33.3	35	4	11.4	39	7	17.9	78	12	15.4	
COUNTY	52																		
DISTRICT:	2710																		
		RIO BLANCO																	
		MEEKER RE1																	
DISTRICT TOTALS (INCLUDING ALTERNATIVE SCHOOLS)																			
7TH GRADE MALE	0	0	0	0	0	0	0	0	0	30	0	0	3	0	0	33	0	0	
7TH GRADE FEMALE	0	0	0	0	0	0	0	0	0	13	0	0	2	0	0	15	0	0	
7TH GRADE TOTAL	0	0	0	0	0	0	0	0	0	43	0	0	5	0	0	48	0	0	
8TH GRADE MALE	0	0	0	0	0	0	0	0	0	30	0	0	2	0	0	32	0	0	
8TH GRADE FEMALE	0	0	0	0	0	0	0	0	0	24	0	0	1	0	0	25	0	0	
8TH GRADE TOTAL	0	0	0	0	0	0	0	0	0	54	0	0	3	0	0	57	0	0	
9TH GRADE MALE	0	0	0	0	0	0	0	0	0	23	0	0	3	0	0	26	0	0	
9TH GRADE FEMALE	0	0	0	0	0	0	0	0	0	20	0	0	4	0	0	24	0	0	
9TH GRADE TOTAL	0	0	0	0	0	0	0	0	0	43	0	0	7	0	0	50	0	0	
10TH GRADE MALE	0	0	0	0	0	0	0	0	0	30	1	3.3	1	0	0	31	1	3.2	
10TH GRADE FEMALE	1	0	0	0	0	0	0	0	0	24	0	0	1	0	0	26	0	0	
10TH GRADE TOTAL	1	0	0	0	0	0	0	0	0	54	1	1.9	2	0	0	57	1	1.8	
11TH GRADE MALE	1	0	0	0	0	0	0	0	0	20	0	0	3	0	0	24	0	0	
11TH GRADE FEMALE	0	0	0	0	0	0	0	0	0	29	1	3.4	0	0	0	29	1	3.4	
11TH GRADE TOTAL	1	0	0	0	0	0	0	0	0	49	1	2	3	0	0	53	1	1.9	
12TH GRADE MALE	0	0	0	0	0	0	0	0	0	33	3	9.1	1	0	0	34	3	8.8	


8/17/2006 COLORADO DEPARTMENT OF EDUCATION
2004-2005 STATE DROPOUT COUNTS BY DISTRICT

	AMERICAN INDIAN OR ALASKAN NATIVE	AMERICAN INDIAN OR ALASKAN NATIVE	AMERICAN INDIAN OR ALASKAN NATIVE	ASIAN PACIFIC ISLANDER	ASIAN PACIFIC ISLANDER	ASIAN PACIFIC ISLANDER	BLACK NOT OF HISPANIC ORIGIN	BLACK NOT OF HISPANIC ORIGIN	BLACK NOT OF HISPANIC ORIGIN	WHITE NOT OF HISPANIC ORIGIN	WHITE NOT OF HISPANIC ORIGIN	WHITE NOT OF HISPANIC ORIGIN	HISPANIC	HISPANIC	HISPANIC	TOTALS	TOTALS	TOTALS
	PUPIL COUNT	DROPOUTS	DROPOUT RATE	PUPIL COUNT	DROPOUTS	DROPOUT RATE	PUPIL COUNT	DROPOUTS	DROPOUT RATE	PUPIL COUNT	DROPOUTS	DROPOUT RATE	PUPIL COUNT	DROPOUTS	DROPOUT RATE	PUPIL COUNT	DROPOUTS	DROPOUT RATE
12TH GRADE FEMALE	0	0	0	1	0	0	0	0	0	32	1	3.1	1	0	0	34	1	2.9
12TH GRADE TOTAL	0	0	0	1	0	0	0	0	0	65	4	6.2	2	0	0	68	4	5.9
DISTRICT TOTAL MALE	1	0	0	0	0	0	0	0	0	166	4	2.4	13	0	0	180	4	2.2
DISTRICT TOTAL FEMALE	1	0	0	1	0	0	0	0	0	142	2	1.4	9	0	0	153	2	1.3
DISTRICT TOTAL	2	0	0	1	0	0	0	0	0	308	6	1.9	22	0	0	333	6	1.8
DISTRICT TOTALS (EXCLUDING ALTERNATIVE SCHOOLS)																		
7TH GRADE MALE	0	0	0	0	0	0	0	0	0	30	0	0	3	0	0	33	0	0
7TH GRADE FEMALE	0	0	0	0	0	0	0	0	0	13	0	0	2	0	0	15	0	0
7TH GRADE TOTAL	0	0	0	0	0	0	0	0	0	43	0	0	5	0	0	48	0	0
8TH GRADE MALE	0	0	0	0	0	0	0	0	0	30	0	0	2	0	0	32	0	0
8TH GRADE FEMALE	0	0	0	0	0	0	0	0	0	24	0	0	1	0	0	25	0	0
8TH GRADE TOTAL	0	0	0	0	0	0	0	0	0	54	0	0	3	0	0	57	0	0
9TH GRADE MALE	0	0	0	0	0	0	0	0	0	23	0	0	3	0	0	26	0	0
9TH GRADE FEMALE	0	0	0	0	0	0	0	0	0	20	0	0	4	0	0	24	0	0
9TH GRADE TOTAL	0	0	0	0	0	0	0	0	0	43	0	0	7	0	0	50	0	0
10TH GRADE MALE	0	0	0	0	0	0	0	0	0	30	1	3.3	1	0	0	31	1	3.2
10TH GRADE FEMALE	1	0	0	0	0	0	0	0	0	24	0	0	1	0	0	26	0	0
10TH GRADE TOTAL	1	0	0	0	0	0	0	0	0	54	1	1.9	2	0	0	57	1	1.8
11TH GRADE MALE	1	0	0	0	0	0	0	0	0	20	0	0	3	0	0	24	0	0
11TH GRADE FEMALE	0	0	0	0	0	0	0	0	0	29	1	3.4	0	0	0	29	1	3.4
11TH GRADE TOTAL	1	0	0	0	0	0	0	0	0	49	1	2	3	0	0	53	1	1.9
12TH GRADE MALE	0	0	0	0	0	0	0	0	0	33	3	9.1	1	0	0	34	3	8.8
12TH GRADE FEMALE	0	0	0	1	0	0	0	0	0	32	1	3.1	1	0	0	34	1	2.9
12TH GRADE TOTAL	0	0	0	1	0	0	0	0	0	65	4	6.2	2	0	0	68	4	5.9
DISTRICT TOTAL MALE	1	0	0	0	0	0	0	0	0	166	4	2.4	13	0	0	180	4	2.2
DISTRICT TOTAL FEMALE	1	0	0	1	0	0	0	0	0	142	2	1.4	9	0	0	153	2	1.3
DISTRICT TOTAL	2	0	0	1	0	0	0	0	0	308	6	1.9	22	0	0	333	6	1.8
DISTRICT TOTALS (ALTERNATIVE SCHOOLS ONLY)																		
DISTRICT TOTAL MALE	0	0	0	0	0	0	0	0	0	0	0	0	0	0	0	0	0	0
DISTRICT TOTAL FEMALE	0	0	0	0	0	0	0	0	0	0	0	0	0	0	0	0	0	0
DISTRICT TOTAL	0	0	0	0	0	0	0	0	0	0	0	0	0	0	0	0	0	0
DISTRICT:	2720																	
DISTRICT TOTALS (INCLUDING ALTERNATIVE SCHOOLS)																		
7TH GRADE MALE	0	0	0	0	0	0	1	0	0	21	0	0	3	0	0	25	0	0
7TH GRADE FEMALE	0	0	0	0	0	0	0	0	0	15	0	0	1	0	0	16	0	0
7TH GRADE TOTAL	0	0	0	0	0	0	1	0	0	36	0	0	4	0	0	41	0	0
8TH GRADE MALE	3	0	0	0	0	0	0	0	0	17	0	0	3	0	0	23	0	0
8TH GRADE FEMALE	0	0	0	0	0	0	0	0	0	24	0	0	1	0	0	25	0	0
8TH GRADE TOTAL	3	0	0	0	0	0	0	0	0	41	0	0	4	0	0	48	0	0
9TH GRADE MALE	0	0	0	0	0	0	0	0	0	35	2	5.7	4	0	0	39	2	5.1
9TH GRADE FEMALE	0	0	0	0	0	0	0	0	0	24	0	0	5	0	0	29	0	0
9TH GRADE TOTAL	0	0	0	0	0	0	0	0	0	59	2	3.4	9	0	0	68	2	2.9
10TH GRADE MALE	0	0	0	0	0	0	0	0	0	25	0	0	4	0	0	29	0	0
10TH GRADE FEMALE	1	0	0	0	0	0	0	0	0	23	0	0	2	0	0	26	0	0
10TH GRADE TOTAL	1	0	0	0	0	0	0	0	0	48	0	0	6	0	0	55	0	0
11TH GRADE MALE	1	0	0	0	0	0	0	0	0	31	1	3.2	3	0	0	35	1	2.9
11TH GRADE FEMALE	0	0	0	0	0	0	0	0	0	30	3	10	1	0	0	31	3	9.7
11TH GRADE TOTAL	1	0	0	0	0	0	0	0	0	61	4	6.6	4	0	0	66	4	6.1
12TH GRADE MALE	1	0	0	0	0	0	0	0	0	30	1	3.3	2	0	0	33	1	3
12TH GRADE FEMALE	0	0	0	0	0	0	0	0	0	24	2	8.3	0	0	0	24	2	8.3
12TH GRADE TOTAL	1	0	0	0	0	0	0	0	0	54	3	5.6	2	0	0	57	3	5.3
DISTRICT TOTAL MALE	5	0	0	0	0	0	1	0	0	159	4	2.5	19	0	0	184	4	2.2
DISTRICT TOTAL FEMALE	1	0	0	0	0	0	0	0	0	140	5	3.6	10	0	0	151	5	3.3



8/17/2006 COLORADO DEPARTMENT OF EDUCATION
2004-2005 STATE DROPOUT COUNTS BY DISTRICT

	AMERICAN INDIAN OR ALASKAN NATIVE	AMERICAN INDIAN OR ALASKAN NATIVE	AMERICAN INDIAN OR ALASKAN NATIVE	ASIAN PACIFIC ISLANDER	ASIAN PACIFIC ISLANDER	ASIAN PACIFIC ISLANDER	BLACK NOT OF HISPANIC ORIGIN	BLACK NOT OF HISPANIC ORIGIN	BLACK NOT OF HISPANIC ORIGIN	WHITE NOT OF HISPANIC ORIGIN	WHITE NOT OF HISPANIC ORIGIN	WHITE NOT OF HISPANIC ORIGIN	HISPANIC	HISPANIC	HISPANIC	TOTALS	TOTALS	TOTALS	
	PUPIL COUNT	DROPOUTS	DROPOUT RATE	PUPIL COUNT	DROPOUTS	DROPOUT RATE	PUPIL COUNT	DROPOUTS	DROPOUT RATE	PUPIL COUNT	DROPOUTS	DROPOUT RATE	PUPIL COUNT	DROPOUTS	DROPOUT RATE	PUPIL COUNT	DROPOUTS	DROPOUT RATE	
DISTRICT TOTAL	6	0	0	0	0	0	1	0	0	299	9	3	29	0	0	335	9	2.7	
DISTRICT TOTALS (EXCLUDING ALTERNATIVE SCHOOLS)																			
7TH GRADE MALE	0	0	0	0	0	0	1	0	0	21	0	0	3	0	0	25	0	0	
7TH GRADE FEMALE	0	0	0	0	0	0	0	0	0	15	0	0	1	0	0	16	0	0	
7TH GRADE TOTAL	0	0	0	0	0	0	1	0	0	36	0	0	4	0	0	41	0	0	
8TH GRADE MALE	3	0	0	0	0	0	0	0	0	17	0	0	3	0	0	23	0	0	
8TH GRADE FEMALE	0	0	0	0	0	0	0	0	0	24	0	0	1	0	0	25	0	0	
8TH GRADE TOTAL	3	0	0	0	0	0	0	0	0	41	0	0	4	0	0	48	0	0	
9TH GRADE MALE	0	0	0	0	0	0	0	0	0	35	2	5.7	4	0	0	39	2	5.1	
9TH GRADE FEMALE	0	0	0	0	0	0	0	0	0	24	0	0	5	0	0	29	0	0	
9TH GRADE TOTAL	0	0	0	0	0	0	0	0	0	59	2	3.4	9	0	0	68	2	2.9	
10TH GRADE MALE	0	0	0	0	0	0	0	0	0	25	0	0	4	0	0	29	0	0	
10TH GRADE FEMALE	1	0	0	0	0	0	0	0	0	23	0	0	2	0	0	26	0	0	
10TH GRADE TOTAL	1	0	0	0	0	0	0	0	0	48	0	0	6	0	0	55	0	0	
11TH GRADE MALE	1	0	0	0	0	0	0	0	0	31	1	3.2	3	0	0	35	1	2.9	
11TH GRADE FEMALE	0	0	0	0	0	0	0	0	0	30	3	10	1	0	0	31	3	9.7	
11TH GRADE TOTAL	1	0	0	0	0	0	0	0	0	61	4	6.6	4	0	0	66	4	6.1	
12TH GRADE MALE	1	0	0	0	0	0	0	0	0	30	1	3.3	2	0	0	33	1	3	
12TH GRADE FEMALE	0	0	0	0	0	0	0	0	0	24	2	8.3	0	0	0	24	2	8.3	
12TH GRADE TOTAL	1	0	0	0	0	0	0	0	0	54	3	5.6	2	0	0	57	3	5.3	
DISTRICT TOTAL MALE	5	0	0	0	0	0	1	0	0	159	4	2.5	19	0	0	184	4	2.2	
DISTRICT TOTAL FEMALE	1	0	0	0	0	0	0	0	0	140	5	3.6	10	0	0	151	5	3.3	
DISTRICT TOTAL	6	0	0	0	0	0	1	0	0	299	9	3	29	0	0	335	9	2.7	
DISTRICT TOTALS (ALTERNATIVE SCHOOLS ONLY)																			
DISTRICT TOTAL MALE	0	0	0	0	0	0	0	0	0	0	0	0	0	0	0	0	0	0	
DISTRICT TOTAL FEMALE	0	0	0	0	0	0	0	0	0	0	0	0	0	0	0	0	0	0	
DISTRICT TOTAL	0	0	0	0	0	0	0	0	0	0	0	0	0	0	0	0	0	0	
COUNTY	53		RIO GRANDE																
DISTRICT:	2730		DEL NORTE C-7																
DISTRICT TOTALS (INCLUDING ALTERNATIVE SCHOOLS)																			
7TH GRADE MALE	1	0	0	1	0	0	1	0	0	19	0	0	23	0	0	45	0	0	
7TH GRADE FEMALE	1	0	0	0	0	0	0	0	0	17	0	0	25	0	0	43	0	0	
7TH GRADE TOTAL	2	0	0	1	0	0	1	0	0	36	0	0	48	0	0	88	0	0	
8TH GRADE MALE	0	0	0	0	0	0	0	0	0	20	0	0	13	0	0	33	0	0	
8TH GRADE FEMALE	0	0	0	0	0	0	0	0	0	10	0	0	17	0	0	27	0	0	
8TH GRADE TOTAL	0	0	0	0	0	0	0	0	0	30	0	0	30	0	0	60	0	0	
9TH GRADE MALE	1	0	0	0	0	0	0	0	0	18	0	0	14	0	0	33	0	0	
9TH GRADE FEMALE	2	0	0	0	0	0	0	0	0	13	0	0	15	0	0	30	0	0	
9TH GRADE TOTAL	3	0	0	0	0	0	0	0	0	31	0	0	29	0	0	63	0	0	
10TH GRADE MALE	1	0	0	0	0	0	0	0	0	24	0	0	18	0	0	43	0	0	
10TH GRADE FEMALE	1	0	0	0	0	0	1	0	0	16	0	0	14	0	0	32	0	0	
10TH GRADE TOTAL	2	0	0	0	0	0	1	0	0	40	0	0	32	0	0	75	0	0	
11TH GRADE MALE	1	0	0	0	0	0	0	0	0	14	0	0	14	0	0	29	0	0	
11TH GRADE FEMALE	1	0	0	0	0	0	0	0	0	14	0	0	15	0	0	30	0	0	
11TH GRADE TOTAL	2	0	0	0	0	0	0	0	0	28	0	0	29	0	0	59	0	0	
12TH GRADE MALE	0	0	0	0	0	0	0	0	0	23	0	0	8	0	0	31	0	0	
12TH GRADE FEMALE	0	0	0	0	0	0	0	0	0	14	0	0	12	1	8.3	26	1	3.8	
12TH GRADE TOTAL	0	0	0	0	0	0	0	0	0	37	0	0	20	1	5	57	1	1.8	
DISTRICT TOTAL MALE	4	0	0	1	0	0	1	0	0	118	0	0	90	0	0	214	0	0	
DISTRICT TOTAL FEMALE	5	0	0	0	0	0	1	0	0	84	0	0	98	1	1	188	1	0.5	
DISTRICT TOTAL	9	0	0	1	0	0	2	0	0	202	0	0	188	1	0.5	402	1	0.2	
DISTRICT TOTALS (EXCLUDING ALTERNATIVE SCHOOLS)																			
7TH GRADE MALE	1	0	0	1	0	0	1	0	0	19	0	0	23	0	0	45	0	0	



8/17/2006 COLORADO DEPARTMENT OF EDUCATION
2004-2005 STATE DROPOUT COUNTS BY DISTRICT


	AMERICAN INDIAN OR ALASKAN NATIVE	AMERICAN INDIAN OR ALASKAN NATIVE	AMERICAN INDIAN OR ALASKAN NATIVE	ASIAN PACIFIC ISLANDER	ASIAN PACIFIC ISLANDER	ASIAN PACIFIC ISLANDER	BLACK NOT OF HISPANIC ORIGIN	BLACK NOT OF HISPANIC ORIGIN	BLACK NOT OF HISPANIC ORIGIN	WHITE NOT OF HISPANIC ORIGIN	WHITE NOT OF HISPANIC ORIGIN	WHITE NOT OF HISPANIC ORIGIN	HISPANIC	HISPANIC	HISPANIC	TOTALS	TOTALS	TOTALS	
	PUPIL COUNT	DROPOUTS	DROPOUT RATE	PUPIL COUNT	DROPOUTS	DROPOUT RATE	PUPIL COUNT	DROPOUTS	DROPOUT RATE	PUPIL COUNT	DROPOUTS	DROPOUT RATE	PUPIL COUNT	DROPOUTS	DROPOUT RATE	PUPIL COUNT	DROPOUTS	DROPOUT RATE	
7TH GRADE FEMALE	1	0	0	0	0	0	0	0	0	17	0	0	25	0	0	43	0	0	
7TH GRADE TOTAL	2	0	0	1	0	0	1	0	0	36	0	0	48	0	0	88	0	0	
8TH GRADE MALE	0	0	0	0	0	0	0	0	0	20	0	0	13	0	0	33	0	0	
8TH GRADE FEMALE	0	0	0	0	0	0	0	0	0	10	0	0	17	0	0	27	0	0	
8TH GRADE TOTAL	0	0	0	0	0	0	0	0	0	30	0	0	30	0	0	60	0	0	
9TH GRADE MALE	1	0	0	0	0	0	0	0	0	18	0	0	14	0	0	33	0	0	
9TH GRADE FEMALE	2	0	0	0	0	0	0	0	0	13	0	0	15	0	0	30	0	0	
9TH GRADE TOTAL	3	0	0	0	0	0	0	0	0	31	0	0	29	0	0	63	0	0	
10TH GRADE MALE	1	0	0	0	0	0	0	0	0	24	0	0	18	0	0	43	0	0	
10TH GRADE FEMALE	1	0	0	0	0	0	1	0	0	16	0	0	14	0	0	32	0	0	
10TH GRADE TOTAL	2	0	0	0	0	0	1	0	0	40	0	0	32	0	0	75	0	0	
11TH GRADE MALE	1	0	0	0	0	0	0	0	0	14	0	0	14	0	0	29	0	0	
11TH GRADE FEMALE	1	0	0	0	0	0	0	0	0	14	0	0	15	0	0	30	0	0	
11TH GRADE TOTAL	2	0	0	0	0	0	0	0	0	28	0	0	29	0	0	59	0	0	
12TH GRADE MALE	0	0	0	0	0	0	0	0	0	23	0	0	8	0	0	31	0	0	
12TH GRADE FEMALE	0	0	0	0	0	0	0	0	0	14	0	0	12	1	8.3	26	1	3.8	
12TH GRADE TOTAL	0	0	0	0	0	0	0	0	0	37	0	0	20	1	5	57	1	1.8	
DISTRICT TOTAL MALE	4	0	0	1	0	0	1	0	0	118	0	0	90	0	0	214	0	0	
DISTRICT TOTAL FEMALE	5	0	0	0	0	0	1	0	0	84	0	0	98	1	1	188	1	0.5	
DISTRICT TOTAL	9	0	0	1	0	0	2	0	0	202	0	0	188	1	0.5	402	1	0.2	
DISTRICT TOTALS (ALTERNATIVE SCHOOLS ONLY)																			
DISTRICT TOTAL MALE	0	0	0	0	0	0	0	0	0	0	0	0	0	0	0	0	0	0	
DISTRICT TOTAL FEMALE	0	0	0	0	0	0	0	0	0	0	0	0	0	0	0	0	0	0	
DISTRICT TOTAL	0	0	0	0	0	0	0	0	0	0	0	0	0	0	0	0	0	0	
DISTRICT: 2740 MONTE VISTA C-8																			
DISTRICT TOTALS (INCLUDING ALTERNATIVE SCHOOLS)																			
7TH GRADE MALE	1	0	0	0	0	0	0	0	0	20	0	0	36	0	0	57	0	0	
7TH GRADE FEMALE	0	0	0	0	0	0	0	0	0	18	0	0	36	0	0	54	0	0	
7TH GRADE TOTAL	1	0	0	0	0	0	0	0	0	38	0	0	72	0	0	111	0	0	
8TH GRADE MALE	2	0	0	0	0	0	1	0	0	17	0	0	44	1	2.3	64	1	1.6	
8TH GRADE FEMALE	1	0	0	1	0	0	1	0	0	24	0	0	29	0	0	56	0	0	
8TH GRADE TOTAL	3	0	0	1	0	0	2	0	0	41	0	0	73	1	1.4	120	1	0.8	
9TH GRADE MALE	0	0	0	0	0	0	1	0	0	26	0	0	60	8	13.3	87	8	9.2	
9TH GRADE FEMALE	1	0	0	0	0	0	1	0	0	28	0	0	64	2	3.1	94	2	2.1	
9TH GRADE TOTAL	1	0	0	0	0	0	2	0	0	54	0	0	124	10	8.1	181	10	5.5	
10TH GRADE MALE	2	0	0	0	0	0	1	0	0	35	3	8.6	38	7	18.4	76	10	13.2	
10TH GRADE FEMALE	1	1	100	0	0	0	1	0	0	28	0	0	53	5	9.4	83	6	7.2	
10TH GRADE TOTAL	3	1	33.3	0	0	0	2	0	0	63	3	4.8	91	12	13.2	159	16	10.1	
11TH GRADE MALE	0	0	0	0	0	0	0	0	0	35	2	5.7	27	2	7.4	62	4	6.5	
11TH GRADE FEMALE	0	0	0	2	0	0	0	0	0	40	4	10	29	2	6.9	71	6	8.5	
11TH GRADE TOTAL	0	0	0	2	0	0	0	0	0	75	6	8	56	4	7.1	133	10	7.5	
12TH GRADE MALE	0	0	0	0	0	0	0	0	0	38	3	7.9	31	3	9.7	69	6	8.7	
12TH GRADE FEMALE	1	0	0	1	0	0	0	0	0	28	2	7.1	41	6	14.6	71	8	11.3	
12TH GRADE TOTAL	1	0	0	1	0	0	0	0	0	66	5	7.6	72	9	12.5	140	14	10	
DISTRICT TOTAL MALE	5	0	0	0	0	0	3	0	0	171	8	4.7	236	21	8.9	415	29	7	
DISTRICT TOTAL FEMALE	4	1	25	4	0	0	3	0	0	166	6	3.6	252	15	6	429	22	5.1	
DISTRICT TOTAL	9	1	11.1	4	0	0	6	0	0	337	14	4.2	488	36	7.4	844	51	6	
DISTRICT TOTALS (EXCLUDING ALTERNATIVE SCHOOLS)																			
7TH GRADE MALE	0	0	0	0	0	0	0	0	0	15	0	0	35	0	0	50	0	0	
7TH GRADE FEMALE	0	0	0	0	0	0	0	0	0	16	0	0	34	0	0	50	0	0	
7TH GRADE TOTAL	0	0	0	0	0	0	0	0	0	31	0	0	69	0	0	100	0	0	
8TH GRADE MALE	2	0	0	0	0	0	1	0	0	13	0	0	41	1	2.4	57	1	1.8	
8TH GRADE FEMALE	1	0	0	1	0	0	0	0	0	22	0	0	28	0	0	52	0	0	

8/17/2006 COLORADO DEPARTMENT OF EDUCATION
2004-2005 STATE DROPOUT COUNTS BY DISTRICT

	AMERICAN INDIAN OR ALASKAN NATIVE	AMERICAN INDIAN OR ALASKAN NATIVE	AMERICAN INDIAN OR ALASKAN NATIVE	ASIAN PACIFIC ISLANDER	ASIAN PACIFIC ISLANDER	ASIAN PACIFIC ISLANDER	BLACK NOT OF HISPANIC ORIGIN	BLACK NOT OF HISPANIC ORIGIN	BLACK NOT OF HISPANIC ORIGIN	WHITE NOT OF HISPANIC ORIGIN	WHITE NOT OF HISPANIC ORIGIN	WHITE NOT OF HISPANIC ORIGIN	HISPANIC	HISPANIC	HISPANIC	TOTALS	TOTALS	TOTALS
	PUPIL COUNT	DROPOUTS	DROPOUT RATE	PUPIL COUNT	DROPOUTS	DROPOUT RATE	PUPIL COUNT	DROPOUTS	DROPOUT RATE	PUPIL COUNT	DROPOUTS	DROPOUT RATE	PUPIL COUNT	DROPOUTS	DROPOUT RATE	PUPIL COUNT	DROPOUTS	DROPOUT RATE
8TH GRADE TOTAL	3	0	0	1	0	0	1	0	0	35	0	0	69	1	1.4	109	1	0.9
9TH GRADE MALE	0	0	0	0	0	0	1	0	0	12	0	0	32	4	12.5	45	4	8.9
9TH GRADE FEMALE	1	0	0	0	0	0	0	0	0	15	0	0	34	1	2.9	50	1	2
9TH GRADE TOTAL	1	0	0	0	0	0	1	0	0	27	0	0	66	5	7.6	95	5	5.3
10TH GRADE MALE	2	0	0	0	0	0	1	0	0	20	0	0	23	1	4.3	46	1	2.2
10TH GRADE FEMALE	1	1	100	0	0	0	0	0	0	12	0	0	32	2	6.3	45	3	6.7
10TH GRADE TOTAL	3	1	33.3	0	0	0	1	0	0	32	0	0	55	3	5.5	91	4	4.4
11TH GRADE MALE	0	0	0	0	0	0	0	0	0	22	0	0	19	1	5.3	41	1	2.4
11TH GRADE FEMALE	0	0	0	1	0	0	0	0	0	17	0	0	16	0	0	34	0	0
11TH GRADE TOTAL	0	0	0	1	0	0	0	0	0	39	0	0	35	1	2.9	75	1	1.3
12TH GRADE MALE	0	0	0	0	0	0	0	0	0	20	0	0	23	1	4.3	43	1	2.3
12TH GRADE FEMALE	0	0	0	0	0	0	0	0	0	19	0	0	17	0	0	36	0	0
12TH GRADE TOTAL	0	0	0	0	0	0	0	0	0	39	0	0	40	1	2.5	79	1	1.3
DISTRICT TOTAL MALE	4	0	0	0	0	0	3	0	0	102	0	0	173	8	4.6	282	8	2.8
DISTRICT TOTAL FEMALE	3	1	33.3	2	0	0	0	0	0	101	0	0	161	3	1.9	267	4	1.5
DISTRICT TOTAL	7	1	14.3	2	0	0	3	0	0	203	0	0	334	11	3.3	549	12	2.2
DISTRICT TOTALS (ALTERNATIVE SCHOOLS ONLY)																		
7TH GRADE MALE	1	0	0	0	0	0	0	0	0	5	0	0	1	0	0	7	0	0
7TH GRADE FEMALE	0	0	0	0	0	0	0	0	0	2	0	0	2	0	0	4	0	0
7TH GRADE TOTAL	1	0	0	0	0	0	0	0	0	7	0	0	3	0	0	11	0	0
8TH GRADE MALE	0	0	0	0	0	0	0	0	0	4	0	0	3	0	0	7	0	0
8TH GRADE FEMALE	0	0	0	0	0	0	1	0	0	2	0	0	1	0	0	4	0	0
8TH GRADE TOTAL	0	0	0	0	0	0	1	0	0	6	0	0	4	0	0	11	0	0
9TH GRADE MALE	0	0	0	0	0	0	0	0	0	14	0	0	28	4	14.3	42	4	9.5
9TH GRADE FEMALE	0	0	0	0	0	0	1	0	0	13	0	0	30	1	3.3	44	1	2.3
9TH GRADE TOTAL	0	0	0	0	0	0	1	0	0	27	0	0	58	5	8.6	86	5	5.8
10TH GRADE MALE	0	0	0	0	0	0	0	0	0	15	3	20	15	6	40	30	9	30
10TH GRADE FEMALE	0	0	0	0	0	0	1	0	0	16	0	0	21	3	14.3	38	3	7.9
10TH GRADE TOTAL	0	0	0	0	0	0	1	0	0	31	3	9.7	36	9	25	68	12	17.6
11TH GRADE MALE	0	0	0	0	0	0	0	0	0	13	2	15.4	8	1	12.5	21	3	14.3
11TH GRADE FEMALE	0	0	0	1	0	0	0	0	0	23	4	17.4	13	2	15.4	37	6	16.2
11TH GRADE TOTAL	0	0	0	1	0	0	0	0	0	36	6	16.7	21	3	14.3	58	9	15.5
12TH GRADE MALE	0	0	0	0	0	0	0	0	0	18	3	16.7	8	2	25	26	5	19.2
12TH GRADE FEMALE	1	0	0	1	0	0	0	0	0	9	2	22.2	24	6	25	35	8	22.9
12TH GRADE TOTAL	1	0	0	1	0	0	0	0	0	27	5	18.5	32	8	25	61	13	21.3
DISTRICT TOTAL MALE	1	0	0	0	0	0	0	0	0	69	8	11.6	63	13	20.6	133	21	15.8
DISTRICT TOTAL FEMALE	1	0	0	2	0	0	3	0	0	65	6	9.2	91	12	13.2	162	18	11.1
DISTRICT TOTAL	2	0	0	2	0	0	3	0	0	134	14	10.4	154	25	16.2	295	39	13.2
DISTRICT: 2750 SARGENT RE-33J																		
DISTRICT TOTALS (INCLUDING ALTERNATIVE SCHOOLS)																		
7TH GRADE MALE	0	0	0	0	0	0	1	0	0	18	0	0	9	0	0	28	0	0
7TH GRADE FEMALE	0	0	0	0	0	0	0	0	0	10	0	0	5	0	0	15	0	0
7TH GRADE TOTAL	0	0	0	0	0	0	1	0	0	28	0	0	14	0	0	43	0	0
8TH GRADE MALE	0	0	0	0	0	0	0	0	0	14	0	0	3	0	0	17	0	0
8TH GRADE FEMALE	0	0	0	0	0	0	0	0	0	15	0	0	4	0	0	19	0	0
8TH GRADE TOTAL	0	0	0	0	0	0	0	0	0	29	0	0	7	0	0	36	0	0
9TH GRADE MALE	0	0	0	0	0	0	0	0	0	18	0	0	5	0	0	23	0	0
9TH GRADE FEMALE	0	0	0	0	0	0	0	0	0	17	0	0	9	0	0	26	0	0
9TH GRADE TOTAL	0	0	0	0	0	0	0	0	0	35	0	0	14	0	0	49	0	0
10TH GRADE MALE	0	0	0	0	0	0	0	0	0	12	0	0	3	0	0	15	0	0
10TH GRADE FEMALE	0	0	0	0	0	0	0	0	0	8	0	0	4	0	0	12	0	0
10TH GRADE TOTAL	0	0	0	0	0	0	0	0	0	20	0	0	7	0	0	27	0	0
11TH GRADE MALE	1	0	0	1	0	0	0	0	0	10	0	0	8	0	0	20	0	0

8/17/2006 COLORADO DEPARTMENT OF EDUCATION
2004-2005 STATE DROPOUT COUNTS BY DISTRICT


	AMERICAN INDIAN OR ALASKAN NATIVE	AMERICAN INDIAN OR ALASKAN NATIVE	AMERICAN INDIAN OR ALASKAN NATIVE	ASIAN PACIFIC ISLANDER	ASIAN PACIFIC ISLANDER	ASIAN PACIFIC ISLANDER	BLACK NOT OF HISPANIC ORIGIN	BLACK NOT OF HISPANIC ORIGIN	BLACK NOT OF HISPANIC ORIGIN	WHITE NOT OF HISPANIC ORIGIN	WHITE NOT OF HISPANIC ORIGIN	WHITE NOT OF HISPANIC ORIGIN	HISPANIC	HISPANIC	HISPANIC	TOTALS	TOTALS	TOTALS
	PUPIL COUNT	DROPOUTS	DROPOUT RATE	PUPIL COUNT	DROPOUTS	DROPOUT RATE	PUPIL COUNT	DROPOUTS	DROPOUT RATE	PUPIL COUNT	DROPOUTS	DROPOUT RATE	PUPIL COUNT	DROPOUTS	DROPOUT RATE	PUPIL COUNT	DROPOUTS	DROPOUT RATE
11TH GRADE FEMALE	0	0	0	0	0	0	0	0	0	12	0	0	5	0	0	17	0	0
11TH GRADE TOTAL	1	0	0	1	0	0	0	0	0	22	0	0	13	0	0	37	0	0
12TH GRADE MALE	0	0	0	0	0	0	0	0	0	12	0	0	3	0	0	15	0	0
12TH GRADE FEMALE	0	0	0	0	0	0	0	0	0	11	0	0	6	0	0	17	0	0
12TH GRADE TOTAL	0	0	0	0	0	0	0	0	0	23	0	0	9	0	0	32	0	0
DISTRICT TOTAL MALE	1	0	0	1	0	0	1	0	0	84	0	0	31	0	0	118	0	0
DISTRICT TOTAL FEMALE	0	0	0	0	0	0	0	0	0	73	0	0	33	0	0	106	0	0
DISTRICT TOTAL	1	0	0	1	0	0	1	0	0	157	0	0	64	0	0	224	0	0
DISTRICT TOTALS (EXCLUDING ALTERNATIVE SCHOOLS)																		
7TH GRADE MALE	0	0	0	0	0	0	1	0	0	18	0	0	9	0	0	28	0	0
7TH GRADE FEMALE	0	0	0	0	0	0	0	0	0	10	0	0	5	0	0	15	0	0
7TH GRADE TOTAL	0	0	0	0	0	0	1	0	0	28	0	0	14	0	0	43	0	0
8TH GRADE MALE	0	0	0	0	0	0	0	0	0	14	0	0	3	0	0	17	0	0
8TH GRADE FEMALE	0	0	0	0	0	0	0	0	0	15	0	0	4	0	0	19	0	0
8TH GRADE TOTAL	0	0	0	0	0	0	0	0	0	29	0	0	7	0	0	36	0	0
9TH GRADE MALE	0	0	0	0	0	0	0	0	0	18	0	0	5	0	0	23	0	0
9TH GRADE FEMALE	0	0	0	0	0	0	0	0	0	17	0	0	9	0	0	26	0	0
9TH GRADE TOTAL	0	0	0	0	0	0	0	0	0	35	0	0	14	0	0	49	0	0
10TH GRADE MALE	0	0	0	0	0	0	0	0	0	12	0	0	3	0	0	15	0	0
10TH GRADE FEMALE	0	0	0	0	0	0	0	0	0	8	0	0	4	0	0	12	0	0
10TH GRADE TOTAL	0	0	0	0	0	0	0	0	0	20	0	0	7	0	0	27	0	0
11TH GRADE MALE	1	0	0	1	0	0	0	0	0	10	0	0	8	0	0	20	0	0
11TH GRADE FEMALE	0	0	0	0	0	0	0	0	0	12	0	0	5	0	0	17	0	0
11TH GRADE TOTAL	1	0	0	1	0	0	0	0	0	22	0	0	13	0	0	37	0	0
12TH GRADE MALE	0	0	0	0	0	0	0	0	0	12	0	0	3	0	0	15	0	0
12TH GRADE FEMALE	0	0	0	0	0	0	0	0	0	11	0	0	6	0	0	17	0	0
12TH GRADE TOTAL	0	0	0	0	0	0	0	0	0	23	0	0	9	0	0	32	0	0
DISTRICT TOTAL MALE	1	0	0	1	0	0	1	0	0	84	0	0	31	0	0	118	0	0
DISTRICT TOTAL FEMALE	0	0	0	0	0	0	0	0	0	73	0	0	33	0	0	106	0	0
DISTRICT TOTAL	1	0	0	1	0	0	1	0	0	157	0	0	64	0	0	224	0	0
DISTRICT TOTALS (ALTERNATIVE SCHOOLS ONLY)																		
DISTRICT TOTAL MALE	0	0	0	0	0	0	0	0	0	0	0	0	0	0	0	0	0	0
DISTRICT TOTAL FEMALE	0	0	0	0	0	0	0	0	0	0	0	0	0	0	0	0	0	0
DISTRICT TOTAL	0	0	0	0	0	0	0	0	0	0	0	0	0	0	0	0	0	0
COUNTY	54		ROUTT															
DISTRICT:	2780		HAYDEN RE-1															
DISTRICT TOTALS (INCLUDING ALTERNATIVE SCHOOLS)																		
7TH GRADE MALE	1	0	0	0	0	0	0	0	0	19	0	0	3	0	0	23	0	0
7TH GRADE FEMALE	0	0	0	0	0	0	0	0	0	19	0	0	3	0	0	22	0	0
7TH GRADE TOTAL	1	0	0	0	0	0	0	0	0	38	0	0	6	0	0	45	0	0
8TH GRADE MALE	0	0	0	0	0	0	0	0	0	17	0	0	1	0	0	18	0	0
8TH GRADE FEMALE	1	0	0	0	0	0	0	0	0	19	0	0	2	0	0	22	0	0
8TH GRADE TOTAL	1	0	0	0	0	0	0	0	0	36	0	0	3	0	0	40	0	0
9TH GRADE MALE	0	0	0	0	0	0	0	0	0	26	0	0	1	0	0	27	0	0
9TH GRADE FEMALE	1	0	0	0	0	0	0	0	0	23	0	0	0	0	0	24	0	0
9TH GRADE TOTAL	1	0	0	0	0	0	0	0	0	49	0	0	1	0	0	51	0	0
10TH GRADE MALE	0	0	0	0	0	0	0	0	0	22	3	13.6	3	0	0	25	3	12
10TH GRADE FEMALE	0	0	0	0	0	0	0	0	0	29	1	3.4	0	0	0	29	1	3.4
10TH GRADE TOTAL	0	0	0	0	0	0	0	0	0	51	4	7.8	3	0	0	54	4	7.4
11TH GRADE MALE	0	0	0	0	0	0	0	0	0	23	1	4.3	2	0	0	25	1	4
11TH GRADE FEMALE	0	0	0	0	0	0	0	0	0	20	2	10	1	0	0	21	2	9.5
11TH GRADE TOTAL	0	0	0	0	0	0	0	0	0	43	3	7	3	0	0	46	3	6.5
12TH GRADE MALE	0	0	0	0	0	0	0	0	0	26	2	7.7	1	0	0	27	2	7.4



8/17/2006 COLORADO DEPARTMENT OF EDUCATION


2004-2005 STATE DROPOUT COUNTS BY DISTRICT

	AMERICAN INDIAN OR ALASKAN NATIVE	AMERICAN INDIAN OR ALASKAN NATIVE	AMERICAN INDIAN OR ALASKAN NATIVE	ASIAN PACIFIC ISLANDER	ASIAN PACIFIC ISLANDER	ASIAN PACIFIC ISLANDER	BLACK NOT OF HISPANIC ORIGIN	BLACK NOT OF HISPANIC ORIGIN	BLACK NOT OF HISPANIC ORIGIN	WHITE NOT OF HISPANIC ORIGIN	WHITE NOT OF HISPANIC ORIGIN	WHITE NOT OF HISPANIC ORIGIN	HISPANIC	HISPANIC	HISPANIC	TOTALS	TOTALS	TOTALS
	PUPIL COUNT	DROPOUTS	DROPOUT RATE	PUPIL COUNT	DROPOUTS	DROPOUT RATE	PUPIL COUNT	DROPOUTS	DROPOUT RATE	PUPIL COUNT	DROPOUTS	DROPOUT RATE	PUPIL COUNT	DROPOUTS	DROPOUT RATE	PUPIL COUNT	DROPOUTS	DROPOUT RATE
12TH GRADE FEMALE	0	0	0	0	0	0	0	0	0	21	1	4.8	0	0	0	21	1	4.8
12TH GRADE TOTAL	0	0	0	0	0	0	0	0	0	47	3	6.4	1	0	0	48	3	6.3
DISTRICT TOTAL MALE	1	0	0	0	0	0	0	0	0	133	6	4.5	11	0	0	145	6	4.1
DISTRICT TOTAL FEMALE	2	0	0	0	0	0	0	0	0	131	4	3.1	6	0	0	139	4	2.9
DISTRICT TOTAL	3	0	0	0	0	0	0	0	0	264	10	3.8	17	0	0	284	10	3.5
DISTRICT TOTALS (EXCLUDING ALTERNATIVE SCHOOLS)																		
7TH GRADE MALE	1	0	0	0	0	0	0	0	0	19	0	0	3	0	0	23	0	0
7TH GRADE FEMALE	0	0	0	0	0	0	0	0	0	19	0	0	3	0	0	22	0	0
7TH GRADE TOTAL	1	0	0	0	0	0	0	0	0	38	0	0	6	0	0	45	0	0
8TH GRADE MALE	0	0	0	0	0	0	0	0	0	17	0	0	1	0	0	18	0	0
8TH GRADE FEMALE	1	0	0	0	0	0	0	0	0	19	0	0	2	0	0	22	0	0
8TH GRADE TOTAL	1	0	0	0	0	0	0	0	0	36	0	0	3	0	0	40	0	0
9TH GRADE MALE	0	0	0	0	0	0	0	0	0	26	0	0	1	0	0	27	0	0
9TH GRADE FEMALE	1	0	0	0	0	0	0	0	0	23	0	0	0	0	0	24	0	0
9TH GRADE TOTAL	1	0	0	0	0	0	0	0	0	49	0	0	1	0	0	51	0	0
10TH GRADE MALE	0	0	0	0	0	0	0	0	0	22	3	13.6	3	0	0	25	3	12
10TH GRADE FEMALE	0	0	0	0	0	0	0	0	0	29	1	3.4	0	0	0	29	1	3.4
10TH GRADE TOTAL	0	0	0	0	0	0	0	0	0	51	4	7.8	3	0	0	54	4	7.4
11TH GRADE MALE	0	0	0	0	0	0	0	0	0	23	1	4.3	2	0	0	25	1	4
11TH GRADE FEMALE	0	0	0	0	0	0	0	0	0	20	2	10	1	0	0	21	2	9.5
11TH GRADE TOTAL	0	0	0	0	0	0	0	0	0	43	3	7	3	0	0	46	3	6.5
12TH GRADE MALE	0	0	0	0	0	0	0	0	0	26	2	7.7	1	0	0	27	2	7.4
12TH GRADE FEMALE	0	0	0	0	0	0	0	0	0	21	1	4.8	0	0	0	21	1	4.8
12TH GRADE TOTAL	0	0	0	0	0	0	0	0	0	47	3	6.4	1	0	0	48	3	6.3
DISTRICT TOTAL MALE	1	0	0	0	0	0	0	0	0	133	6	4.5	11	0	0	145	6	4.1
DISTRICT TOTAL FEMALE	2	0	0	0	0	0	0	0	0	131	4	3.1	6	0	0	139	4	2.9
DISTRICT TOTAL	3	0	0	0	0	0	0	0	0	264	10	3.8	17	0	0	284	10	3.5
DISTRICT TOTALS (ALTERNATIVE SCHOOLS ONLY)																		
DISTRICT TOTAL MALE	0	0	0	0	0	0	0	0	0	0	0	0	0	0	0	0	0	0
DISTRICT TOTAL FEMALE	0	0	0	0	0	0	0	0	0	0	0	0	0	0	0	0	0	0
DISTRICT TOTAL	0	0	0	0	0	0	0	0	0	0	0	0	0	0	0	0	0	0
DISTRICT:	2770																	
DISTRICT TOTALS (INCLUDING ALTERNATIVE SCHOOLS)																		
7TH GRADE MALE	0	0	0	1	0	0	1	0	0	85	0	0	4	0	0	91	0	0
7TH GRADE FEMALE	1	0	0	2	0	0	0	0	0	78	0	0	4	0	0	85	0	0
7TH GRADE TOTAL	1	0	0	3	0	0	1	0	0	163	0	0	8	0	0	176	0	0
8TH GRADE MALE	1	0	0	1	0	0	1	0	0	96	0	0	5	0	0	104	0	0
8TH GRADE FEMALE	0	0	0	0	0	0	0	0	0	66	0	0	3	0	0	69	0	0
8TH GRADE TOTAL	1	0	0	1	0	0	1	0	0	162	0	0	8	0	0	173	0	0
9TH GRADE MALE	1	0	0	0	0	0	1	0	0	114	0	0	5	0	0	121	0	0
9TH GRADE FEMALE	2	0	0	0	0	0	1	0	0	90	0	0	6	0	0	99	0	0
9TH GRADE TOTAL	3	0	0	0	0	0	2	0	0	204	0	0	11	0	0	220	0	0
10TH GRADE MALE	0	0	0	2	0	0	1	0	0	83	2	2.4	5	1	20	91	3	3.3
10TH GRADE FEMALE	0	0	0	2	0	0	1	0	0	62	1	1.6	5	0	0	70	1	1.4
10TH GRADE TOTAL	0	0	0	4	0	0	2	0	0	145	3	2.1	10	1	10	161	4	2.5
11TH GRADE MALE	1	0	0	1	0	0	0	0	0	98	3	3.1	1	0	0	101	3	3
11TH GRADE FEMALE	0	0	0	1	0	0	0	0	0	74	5	6.8	3	0	0	78	5	6.4
11TH GRADE TOTAL	1	0	0	2	0	0	0	0	0	172	8	4.7	4	0	0	179	8	4.5
12TH GRADE MALE	0	0	0	0	0	0	1	0	0	81	5	6.2	0	0	0	82	5	6.1
12TH GRADE FEMALE	0	0	0	2	0	0	0	0	0	72	1	1.4	3	1	33.3	77	2	2.6
12TH GRADE TOTAL	0	0	0	2	0	0	1	0	0	153	6	3.9	3	1	33.3	159	7	4.4
DISTRICT TOTAL MALE	3	0	0	5	0	0	5	0	0	557	10	1.8	20	1	5	590	11	1.9
DISTRICT TOTAL FEMALE	3	0	0	7	0	0	2	0	0	442	7	1.6	24	1	4.2	478	8	1.7




8/17/2006 COLORADO DEPARTMENT OF EDUCATION
2004-2005 STATE DROPOUT COUNTS BY DISTRICT

	AMERICAN INDIAN OR ALASKAN NATIVE	AMERICAN INDIAN OR ALASKAN NATIVE	AMERICAN INDIAN OR ALASKAN NATIVE	ASIAN PACIFIC ISLANDER	ASIAN PACIFIC ISLANDER	ASIAN PACIFIC ISLANDER	BLACK NOT OF HISPANIC ORIGIN	BLACK NOT OF HISPANIC ORIGIN	BLACK NOT OF HISPANIC ORIGIN	WHITE NOT OF HISPANIC ORIGIN	WHITE NOT OF HISPANIC ORIGIN	WHITE NOT OF HISPANIC ORIGIN	HISPANIC	HISPANIC	HISPANIC	TOTALS	TOTALS	TOTALS	
	PUPIL COUNT	DROPOUTS	DROPOUT RATE	PUPIL COUNT	DROPOUTS	DROPOUT RATE	PUPIL COUNT	DROPOUTS	DROPOUT RATE	PUPIL COUNT	DROPOUTS	DROPOUT RATE	PUPIL COUNT	DROPOUTS	DROPOUT RATE	PUPIL COUNT	DROPOUTS	DROPOUT RATE	
DISTRICT TOTAL	6	0	0	12	0	0	7	0	0	999	17	1.7	44	2	4.5	1,068	19	1.8	
DISTRICT TOTALS (EXCLUDING ALTERNATIVE SCHOOLS)																			
7TH GRADE MALE	0	0	0	1	0	0	1	0	0	85	0	0	4	0	0	91	0	0	
7TH GRADE FEMALE	1	0	0	2	0	0	0	0	0	78	0	0	4	0	0	85	0	0	
7TH GRADE TOTAL	1	0	0	3	0	0	1	0	0	163	0	0	8	0	0	176	0	0	
8TH GRADE MALE	1	0	0	1	0	0	1	0	0	96	0	0	5	0	0	104	0	0	
8TH GRADE FEMALE	0	0	0	0	0	0	0	0	0	66	0	0	3	0	0	69	0	0	
8TH GRADE TOTAL	1	0	0	1	0	0	1	0	0	162	0	0	8	0	0	173	0	0	
9TH GRADE MALE	1	0	0	0	0	0	1	0	0	114	0	0	5	0	0	121	0	0	
9TH GRADE FEMALE	2	0	0	0	0	0	1	0	0	90	0	0	6	0	0	99	0	0	
9TH GRADE TOTAL	3	0	0	0	0	0	2	0	0	204	0	0	11	0	0	220	0	0	
10TH GRADE MALE	0	0	0	2	0	0	1	0	0	83	2	2.4	5	1	20	91	3	3.3	
10TH GRADE FEMALE	0	0	0	2	0	0	1	0	0	62	1	1.6	5	0	0	70	1	1.4	
10TH GRADE TOTAL	0	0	0	4	0	0	2	0	0	145	3	2.1	10	1	10	161	4	2.5	
11TH GRADE MALE	1	0	0	1	0	0	0	0	0	98	3	3.1	1	0	0	101	3	3	
11TH GRADE FEMALE	0	0	0	1	0	0	0	0	0	74	5	6.8	3	0	0	78	5	6.4	
11TH GRADE TOTAL	1	0	0	2	0	0	0	0	0	172	8	4.7	4	0	0	179	8	4.5	
12TH GRADE MALE	0	0	0	0	0	0	1	0	0	81	5	6.2	0	0	0	82	5	6.1	
12TH GRADE FEMALE	0	0	0	2	0	0	0	0	0	72	1	1.4	3	1	33.3	77	2	2.6	
12TH GRADE TOTAL	0	0	0	2	0	0	1	0	0	153	6	3.9	3	1	33.3	159	7	4.4	
DISTRICT TOTAL MALE	3	0	0	5	0	0	5	0	0	557	10	1.8	20	1	5	590	11	1.9	
DISTRICT TOTAL FEMALE	3	0	0	7	0	0	2	0	0	442	7	1.6	24	1	4.2	478	8	1.7	
DISTRICT TOTAL	6	0	0	12	0	0	7	0	0	999	17	1.7	44	2	4.5	1,068	19	1.8	
DISTRICT TOTALS (ALTERNATIVE SCHOOLS ONLY)																			
DISTRICT TOTAL MALE	0	0	0	0	0	0	0	0	0	0	0	0	0	0	0	0	0	0	
DISTRICT TOTAL FEMALE	0	0	0	0	0	0	0	0	0	0	0	0	0	0	0	0	0	0	
DISTRICT TOTAL	0	0	0	0	0	0	0	0	0	0	0	0	0	0	0	0	0	0	
DISTRICT:	2780	SOUTH ROUTT RE 3																	
DISTRICT TOTALS (INCLUDING ALTERNATIVE SCHOOLS)																			
7TH GRADE MALE	0	0	0	0	0	0	0	0	0	21	0	0	1	0	0	22	0	0	
7TH GRADE FEMALE	0	0	0	0	0	0	0	0	0	15	0	0	1	0	0	16	0	0	
7TH GRADE TOTAL	0	0	0	0	0	0	0	0	0	36	0	0	2	0	0	38	0	0	
8TH GRADE MALE	1	0	0	0	0	0	0	0	0	15	0	0	1	0	0	17	0	0	
8TH GRADE FEMALE	2	0	0	0	0	0	0	0	0	15	0	0	2	0	0	19	0	0	
8TH GRADE TOTAL	3	0	0	0	0	0	0	0	0	30	0	0	3	0	0	36	0	0	
9TH GRADE MALE	1	0	0	0	0	0	0	0	0	18	0	0	2	0	0	21	0	0	
9TH GRADE FEMALE	0	0	0	0	0	0	0	0	0	21	0	0	0	0	0	21	0	0	
9TH GRADE TOTAL	1	0	0	0	0	0	0	0	0	39	0	0	2	0	0	42	0	0	
10TH GRADE MALE	0	0	0	0	0	0	0	0	0	25	1	4	0	0	0	25	1	4	
10TH GRADE FEMALE	0	0	0	0	0	0	0	0	0	18	0	0	2	0	0	20	0	0	
10TH GRADE TOTAL	0	0	0	0	0	0	0	0	0	43	1	2.3	2	0	0	45	1	2.2	
11TH GRADE MALE	0	0	0	0	0	0	0	0	0	14	1	7.1	2	0	0	16	1	6.3	
11TH GRADE FEMALE	1	0	0	0	0	0	0	0	0	16	0	0	0	0	0	17	0	0	
11TH GRADE TOTAL	1	0	0	0	0	0	0	0	0	30	1	3.3	2	0	0	33	1	3	
12TH GRADE MALE	0	0	0	0	0	0	0	0	0	18	0	0	1	0	0	19	0	0	
12TH GRADE FEMALE	0	0	0	0	0	0	0	0	0	20	0	0	0	0	0	20	0	0	
12TH GRADE TOTAL	0	0	0	0	0	0	0	0	0	38	0	0	1	0	0	39	0	0	
DISTRICT TOTAL MALE	2	0	0	0	0	0	0	0	0	111	2	1.8	7	0	0	120	2	1.7	
DISTRICT TOTAL FEMALE	3	0	0	0	0	0	0	0	0	105	0	0	5	0	0	113	0	0	
DISTRICT TOTAL	5	0	0	0	0	0	0	0	0	216	2	0.9	12	0	0	233	2	0.9	
DISTRICT TOTALS (EXCLUDING ALTERNATIVE SCHOOLS)																			
7TH GRADE MALE	0	0	0	0	0	0	0	0	0	21	0	0	1	0	0	22	0	0	
7TH GRADE FEMALE	0	0	0	0	0	0	0	0	0	15	0	0	1	0	0	16	0	0	



8/17/2006 COLORADO DEPARTMENT OF EDUCATION
2004-2005 STATE DROPOUT COUNTS BY DISTRICT

	AMERICAN INDIAN OR ALASKAN NATIVE	AMERICAN INDIAN OR ALASKAN NATIVE	AMERICAN INDIAN OR ALASKAN NATIVE	ASIAN PACIFIC ISLANDER	ASIAN PACIFIC ISLANDER	ASIAN PACIFIC ISLANDER	BLACK NOT OF HISPANIC ORIGIN	BLACK NOT OF HISPANIC ORIGIN	BLACK NOT OF HISPANIC ORIGIN	WHITE NOT OF HISPANIC ORIGIN	WHITE NOT OF HISPANIC ORIGIN	WHITE NOT OF HISPANIC ORIGIN	HISPANIC	HISPANIC	HISPANIC	TOTALS	TOTALS	TOTALS
	PUPIL COUNT	DROPOUTS	DROPOUT RATE	PUPIL COUNT	DROPOUTS	DROPOUT RATE	PUPIL COUNT	DROPOUTS	DROPOUT RATE	PUPIL COUNT	DROPOUTS	DROPOUT RATE	PUPIL COUNT	DROPOUTS	DROPOUT RATE	PUPIL COUNT	DROPOUTS	DROPOUT RATE
7TH GRADE TOTAL	0	0	0	0	0	0	0	0	0	36	0	0	2	0	0	38	0	0
8TH GRADE MALE	1	0	0	0	0	0	0	0	0	15	0	0	1	0	0	17	0	0
8TH GRADE FEMALE	2	0	0	0	0	0	0	0	0	15	0	0	2	0	0	19	0	0
8TH GRADE TOTAL	3	0	0	0	0	0	0	0	0	30	0	0	3	0	0	36	0	0
9TH GRADE MALE	1	0	0	0	0	0	0	0	0	14	0	0	2	0	0	17	0	0
9TH GRADE FEMALE	0	0	0	0	0	0	0	0	0	21	0	0	0	0	0	21	0	0
9TH GRADE TOTAL	1	0	0	0	0	0	0	0	0	35	0	0	2	0	0	38	0	0
10TH GRADE MALE	0	0	0	0	0	0	0	0	0	21	0	0	0	0	0	21	0	0
10TH GRADE FEMALE	0	0	0	0	0	0	0	0	0	17	0	0	2	0	0	19	0	0
10TH GRADE TOTAL	0	0	0	0	0	0	0	0	0	38	0	0	2	0	0	40	0	0
11TH GRADE MALE	0	0	0	0	0	0	0	0	0	11	0	0	2	0	0	13	0	0
11TH GRADE FEMALE	1	0	0	0	0	0	0	0	0	15	0	0	0	0	0	16	0	0
11TH GRADE TOTAL	1	0	0	0	0	0	0	0	0	26	0	0	2	0	0	29	0	0
12TH GRADE MALE	0	0	0	0	0	0	0	0	0	17	0	0	1	0	0	18	0	0
12TH GRADE FEMALE	0	0	0	0	0	0	0	0	0	20	0	0	0	0	0	20	0	0
12TH GRADE TOTAL	0	0	0	0	0	0	0	0	0	37	0	0	1	0	0	38	0	0
DISTRICT TOTAL MALE	2	0	0	0	0	0	0	0	0	99	0	0	7	0	0	108	0	0
DISTRICT TOTAL FEMALE	3	0	0	0	0	0	0	0	0	103	0	0	5	0	0	111	0	0
DISTRICT TOTAL	5	0	0	0	0	0	0	0	0	202	0	0	12	0	0	219	0	0
DISTRICT TOTALS (ALTERNATIVE SCHOOLS ONLY)																		
9TH GRADE MALE	0	0	0	0	0	0	0	0	0	4	0	0	0	0	0	4	0	0
9TH GRADE FEMALE	0	0	0	0	0	0	0	0	0	0	0	0	0	0	0	0	0	0
9TH GRADE TOTAL	0	0	0	0	0	0	0	0	0	4	0	0	0	0	0	4	0	0
10TH GRADE MALE	0	0	0	0	0	0	0	0	0	4	1	25	0	0	0	4	1	25
10TH GRADE FEMALE	0	0	0	0	0	0	0	0	0	1	0	0	0	0	0	1	0	0
10TH GRADE TOTAL	0	0	0	0	0	0	0	0	0	5	1	20	0	0	0	5	1	20
11TH GRADE MALE	0	0	0	0	0	0	0	0	0	3	1	33.3	0	0	0	3	1	33.3
11TH GRADE FEMALE	0	0	0	0	0	0	0	0	0	1	0	0	0	0	0	1	0	0
11TH GRADE TOTAL	0	0	0	0	0	0	0	0	0	4	1	25	0	0	0	4	1	25
12TH GRADE MALE	0	0	0	0	0	0	0	0	0	1	0	0	0	0	0	1	0	0
12TH GRADE FEMALE	0	0	0	0	0	0	0	0	0	0	0	0	0	0	0	0	0	0
12TH GRADE TOTAL	0	0	0	0	0	0	0	0	0	1	0	0	0	0	0	1	0	0
DISTRICT TOTAL MALE	0	0	0	0	0	0	0	0	0	12	2	16.7	0	0	0	12	2	16.7
DISTRICT TOTAL FEMALE	0	0	0	0	0	0	0	0	0	2	0	0	0	0	0	2	0	0
DISTRICT TOTAL	0	0	0	0	0	0	0	0	0	14	2	14.3	0	0	0	14	2	14.3
COUNTY	55		SAGUACHE															
DISTRICT:	2790		MOUNTAIN VALLEY RE 1															
DISTRICT TOTALS (INCLUDING ALTERNATIVE SCHOOLS)																		
7TH GRADE MALE	0	0	0	0	0	0	0	0	0	7	1	14.3	4	0	0	11	1	9.1
7TH GRADE FEMALE	0	0	0	0	0	0	0	0	0	7	0	0	2	0	0	9	0	0
7TH GRADE TOTAL	0	0	0	0	0	0	0	0	0	14	1	7.1	6	0	0	20	1	5
8TH GRADE MALE	0	0	0	0	0	0	0	0	0	4	0	0	4	0	0	8	0	0
8TH GRADE FEMALE	0	0	0	0	0	0	0	0	0	5	0	0	0	0	0	5	0	0
8TH GRADE TOTAL	0	0	0	0	0	0	0	0	0	9	0	0	4	0	0	13	0	0
9TH GRADE MALE	0	0	0	0	0	0	0	0	0	5	1	20	4	0	0	9	1	11.1
9TH GRADE FEMALE	1	0	0	0	0	0	0	0	0	1	0	0	3	0	0	5	0	0
9TH GRADE TOTAL	1	0	0	0	0	0	0	0	0	6	1	16.7	7	0	0	14	1	7.1
10TH GRADE MALE	0	0	0	0	0	0	0	0	0	5	0	0	2	0	0	7	0	0
10TH GRADE FEMALE	0	0	0	0	0	0	0	0	0	8	1	12.5	4	0	0	12	1	8.3
10TH GRADE TOTAL	0	0	0	0	0	0	0	0	0	13	1	7.7	6	0	0	19	1	5.3
11TH GRADE MALE	0	0	0	0	0	0	0	0	0	5	0	0	2	0	0	7	0	0
11TH GRADE FEMALE	0	0	0	0	0	0	0	0	0	4	0	0	2	0	0	6	0	0
11TH GRADE TOTAL	0	0	0	0	0	0	0	0	0	9	0	0	4	0	0	13	0	0




8/17/2006 COLORADO DEPARTMENT OF EDUCATION
2004-2005 STATE DROPOUT COUNTS BY DISTRICT

	AMERICAN INDIAN OR ALASKAN NATIVE	AMERICAN INDIAN OR ALASKAN NATIVE	AMERICAN INDIAN OR ALASKAN NATIVE	ASIAN PACIFIC ISLANDER	ASIAN PACIFIC ISLANDER	ASIAN PACIFIC ISLANDER	BLACK NOT OF HISPANIC ORIGIN	BLACK NOT OF HISPANIC ORIGIN	BLACK NOT OF HISPANIC ORIGIN	WHITE NOT OF HISPANIC ORIGIN	WHITE NOT OF HISPANIC ORIGIN	WHITE NOT OF HISPANIC ORIGIN	HISPANIC	HISPANIC	HISPANIC	TOTALS	TOTALS	TOTALS
	PUPIL COUNT	DROPOUTS	DROPOUT RATE	PUPIL COUNT	DROPOUTS	DROPOUT RATE	PUPIL COUNT	DROPOUTS	DROPOUT RATE	PUPIL COUNT	DROPOUTS	DROPOUT RATE	PUPIL COUNT	DROPOUTS	DROPOUT RATE	PUPIL COUNT	DROPOUTS	DROPOUT RATE
12TH GRADE MALE	0	0	0	0	0	0	0	0	0	4	0	0	3	0	0	7	0	0
12TH GRADE FEMALE	0	0	0	0	0	0	0	0	0	5	1	20	2	0	0	7	1	14.3
12TH GRADE TOTAL	0	0	0	0	0	0	0	0	0	9	1	11.1	5	0	0	14	1	7.1
DISTRICT TOTAL MALE	0	0	0	0	0	0	0	0	0	30	2	6.7	19	0	0	49	2	4.1
DISTRICT TOTAL FEMALE	1	0	0	0	0	0	0	0	0	30	2	6.7	13	0	0	44	2	4.5
DISTRICT TOTAL	1	0	0	0	0	0	0	0	0	60	4	6.7	32	0	0	93	4	4.3
DISTRICT TOTALS (EXCLUDING ALTERNATIVE SCHOOLS)																		
7TH GRADE MALE	0	0	0	0	0	0	0	0	0	7	1	14.3	4	0	0	11	1	9.1
7TH GRADE FEMALE	0	0	0	0	0	0	0	0	0	7	0	0	2	0	0	9	0	0
7TH GRADE TOTAL	0	0	0	0	0	0	0	0	0	14	1	7.1	6	0	0	20	1	5
8TH GRADE MALE	0	0	0	0	0	0	0	0	0	4	0	0	4	0	0	8	0	0
8TH GRADE FEMALE	0	0	0	0	0	0	0	0	0	5	0	0	0	0	0	5	0	0
8TH GRADE TOTAL	0	0	0	0	0	0	0	0	0	9	0	0	4	0	0	13	0	0
9TH GRADE MALE	0	0	0	0	0	0	0	0	0	5	1	20	4	0	0	9	1	11.1
9TH GRADE FEMALE	1	0	0	0	0	0	0	0	0	1	0	0	3	0	0	5	0	0
9TH GRADE TOTAL	1	0	0	0	0	0	0	0	0	6	1	16.7	7	0	0	14	1	7.1
10TH GRADE MALE	0	0	0	0	0	0	0	0	0	5	0	0	2	0	0	7	0	0
10TH GRADE FEMALE	0	0	0	0	0	0	0	0	0	8	1	12.5	4	0	0	12	1	8.3
10TH GRADE TOTAL	0	0	0	0	0	0	0	0	0	13	1	7.7	6	0	0	19	1	5.3
11TH GRADE MALE	0	0	0	0	0	0	0	0	0	5	0	0	2	0	0	7	0	0
11TH GRADE FEMALE	0	0	0	0	0	0	0	0	0	4	0	0	2	0	0	6	0	0
11TH GRADE TOTAL	0	0	0	0	0	0	0	0	0	9	0	0	4	0	0	13	0	0
12TH GRADE MALE	0	0	0	0	0	0	0	0	0	4	0	0	3	0	0	7	0	0
12TH GRADE FEMALE	0	0	0	0	0	0	0	0	0	5	1	20	2	0	0	7	1	14.3
12TH GRADE TOTAL	0	0	0	0	0	0	0	0	0	9	1	11.1	5	0	0	14	1	7.1
DISTRICT TOTAL MALE	0	0	0	0	0	0	0	0	0	30	2	6.7	19	0	0	49	2	4.1
DISTRICT TOTAL FEMALE	1	0	0	0	0	0	0	0	0	30	2	6.7	13	0	0	44	2	4.5
DISTRICT TOTAL	1	0	0	0	0	0	0	0	0	60	4	6.7	32	0	0	93	4	4.3
DISTRICT TOTALS (ALTERNATIVE SCHOOLS ONLY)																		
DISTRICT TOTAL MALE	0	0	0	0	0	0	0	0	0	0	0	0	0	0	0	0	0	0
DISTRICT TOTAL FEMALE	0	0	0	0	0	0	0	0	0	0	0	0	0	0	0	0	0	0
DISTRICT TOTAL	0	0	0	0	0	0	0	0	0	0	0	0	0	0	0	0	0	0
DISTRICT: 2800 MOFFAT 2																		
DISTRICT TOTALS (INCLUDING ALTERNATIVE SCHOOLS)																		
7TH GRADE MALE	0	0	0	0	0	0	0	0	0	5	0	0	0	0	0	5	0	0
7TH GRADE FEMALE	0	0	0	1	0	0	0	0	0	8	0	0	1	0	0	10	0	0
7TH GRADE TOTAL	0	0	0	1	0	0	0	0	0	13	0	0	1	0	0	15	0	0
8TH GRADE MALE	0	0	0	0	0	0	0	0	0	6	0	0	1	0	0	7	0	0
8TH GRADE FEMALE	2	0	0	0	0	0	0	0	0	6	0	0	1	0	0	9	0	0
8TH GRADE TOTAL	2	0	0	0	0	0	0	0	0	12	0	0	2	0	0	16	0	0
9TH GRADE MALE	0	0	0	1	0	0	0	0	0	11	1	9.1	1	0	0	13	1	7.7
9TH GRADE FEMALE	0	0	0	0	0	0	1	0	0	8	0	0	2	0	0	11	0	0
9TH GRADE TOTAL	0	0	0	1	0	0	1	0	0	19	1	5.3	3	0	0	24	1	4.2
10TH GRADE MALE	0	0	0	0	0	0	0	0	0	10	0	0	3	0	0	13	0	0
10TH GRADE FEMALE	0	0	0	1	0	0	0	0	0	8	0	0	1	0	0	10	0	0
10TH GRADE TOTAL	0	0	0	1	0	0	0	0	0	18	0	0	4	0	0	23	0	0
11TH GRADE MALE	0	0	0	0	0	0	0	0	0	8	0	0	0	0	0	8	0	0
11TH GRADE FEMALE	0	0	0	0	0	0	0	0	0	5	1	20	0	0	0	5	1	20
11TH GRADE TOTAL	0	0	0	0	0	0	0	0	0	13	1	7.7	0	0	0	13	1	7.7
12TH GRADE MALE	1	0	0	1	0	0	0	0	0	6	0	0	1	0	0	9	0	0
12TH GRADE FEMALE	0	0	0	0	0	0	0	0	0	6	0	0	2	0	0	8	0	0
12TH GRADE TOTAL	1	0	0	1	0	0	0	0	0	12	0	0	3	0	0	17	0	0
DISTRICT TOTAL MALE	1	0	0	2	0	0	0	0	0	46	1	2.2	6	0	0	55	1	1.8


8/17/2006 COLORADO DEPARTMENT OF EDUCATION
2004-2005 STATE DROPOUT COUNTS BY DISTRICT

	AMERICAN INDIAN OR ALASKAN NATIVE	AMERICAN INDIAN OR ALASKAN NATIVE	AMERICAN INDIAN OR ALASKAN NATIVE	ASIAN PACIFIC ISLANDER	ASIAN PACIFIC ISLANDER	ASIAN PACIFIC ISLANDER	BLACK NOT OF HISPANIC ORIGIN	BLACK NOT OF HISPANIC ORIGIN	BLACK NOT OF HISPANIC ORIGIN	WHITE NOT OF HISPANIC ORIGIN	WHITE NOT OF HISPANIC ORIGIN	WHITE NOT OF HISPANIC ORIGIN	HISPANIC	HISPANIC	HISPANIC	TOTALS	TOTALS	TOTALS	
	PUPIL COUNT	DROPOUTS	DROPOUT RATE	PUPIL COUNT	DROPOUTS	DROPOUT RATE	PUPIL COUNT	DROPOUTS	DROPOUT RATE	PUPIL COUNT	DROPOUTS	DROPOUT RATE	PUPIL COUNT	DROPOUTS	DROPOUT RATE	PUPIL COUNT	DROPOUTS	DROPOUT RATE	
DISTRICT TOTAL FEMALE	2	0	0	2	0	0	1	0	0	41	1	2.4	7	0	0	53	1	1.9	
DISTRICT TOTAL	3	0	0	4	0	0	1	0	0	87	2	2.3	13	0	0	108	2	1.9	
DISTRICT TOTALS (EXCLUDING ALTERNATIVE SCHOOLS)																			
7TH GRADE MALE	0	0	0	0	0	0	0	0	0	5	0	0	0	0	0	5	0	0	
7TH GRADE FEMALE	0	0	0	1	0	0	0	0	0	8	0	0	1	0	0	10	0	0	
7TH GRADE TOTAL	0	0	0	1	0	0	0	0	0	13	0	0	1	0	0	15	0	0	
8TH GRADE MALE	0	0	0	0	0	0	0	0	0	6	0	0	1	0	0	7	0	0	
8TH GRADE FEMALE	2	0	0	0	0	0	0	0	0	6	0	0	1	0	0	9	0	0	
8TH GRADE TOTAL	2	0	0	0	0	0	0	0	0	12	0	0	2	0	0	16	0	0	
9TH GRADE MALE	0	0	0	1	0	0	0	0	0	11	1	9.1	1	0	0	13	1	7.7	
9TH GRADE FEMALE	0	0	0	0	0	0	1	0	0	8	0	0	2	0	0	11	0	0	
9TH GRADE TOTAL	0	0	0	1	0	0	1	0	0	19	1	5.3	3	0	0	24	1	4.2	
10TH GRADE MALE	0	0	0	0	0	0	0	0	0	10	0	0	3	0	0	13	0	0	
10TH GRADE FEMALE	0	0	0	1	0	0	0	0	0	8	0	0	1	0	0	10	0	0	
10TH GRADE TOTAL	0	0	0	1	0	0	0	0	0	18	0	0	4	0	0	23	0	0	
11TH GRADE MALE	0	0	0	0	0	0	0	0	0	8	0	0	0	0	0	8	0	0	
11TH GRADE FEMALE	0	0	0	0	0	0	0	0	0	5	1	20	0	0	0	5	1	20	
11TH GRADE TOTAL	0	0	0	0	0	0	0	0	0	13	1	7.7	0	0	0	13	1	7.7	
12TH GRADE MALE	1	0	0	1	0	0	0	0	0	6	0	0	1	0	0	9	0	0	
12TH GRADE FEMALE	0	0	0	0	0	0	0	0	0	6	0	0	2	0	0	8	0	0	
12TH GRADE TOTAL	1	0	0	1	0	0	0	0	0	12	0	0	3	0	0	17	0	0	
DISTRICT TOTAL MALE	1	0	0	2	0	0	0	0	0	46	1	2.2	6	0	0	55	1	1.8	
DISTRICT TOTAL FEMALE	2	0	0	2	0	0	1	0	0	41	1	2.4	7	0	0	53	1	1.9	
DISTRICT TOTAL	3	0	0	4	0	0	1	0	0	87	2	2.3	13	0	0	108	2	1.9	
DISTRICT TOTALS (ALTERNATIVE SCHOOLS ONLY)																			
DISTRICT TOTAL MALE	0	0	0	0	0	0	0	0	0	0	0	0	0	0	0	0	0	0	
DISTRICT TOTAL FEMALE	0	0	0	0	0	0	0	0	0	0	0	0	0	0	0	0	0	0	
DISTRICT TOTAL	0	0	0	0	0	0	0	0	0	0	0	0	0	0	0	0	0	0	
DISTRICT:	2810	CENTER 26 JT																	
DISTRICT TOTALS (INCLUDING ALTERNATIVE SCHOOLS)																			
7TH GRADE MALE	1	0	0	0	0	0	0	0	0	2	0	0	23	0	0	26	0	0	
7TH GRADE FEMALE	2	0	0	0	0	0	0	0	0	5	0	0	33	0	0	40	0	0	
7TH GRADE TOTAL	3	0	0	0	0	0	0	0	0	7	0	0	56	0	0	66	0	0	
8TH GRADE MALE	1	0	0	0	0	0	0	0	0	0	0	0	27	0	0	28	0	0	
8TH GRADE FEMALE	0	0	0	0	0	0	0	0	0	2	0	0	33	0	0	35	0	0	
8TH GRADE TOTAL	1	0	0	0	0	0	0	0	0	2	0	0	60	0	0	63	0	0	
9TH GRADE MALE	0	0	0	0	0	0	0	0	0	2	0	0	40	4	10	42	4	9.5	
9TH GRADE FEMALE	0	0	0	0	0	0	0	0	0	6	0	0	33	4	12.1	39	4	10.3	
9TH GRADE TOTAL	0	0	0	0	0	0	0	0	0	8	0	0	73	8	11	81	8	9.9	
10TH GRADE MALE	1	0	0	0	0	0	0	0	0	4	0	0	26	0	0	31	0	0	
10TH GRADE FEMALE	0	0	0	0	0	0	0	0	0	2	0	0	22	3	13.6	24	3	12.5	
10TH GRADE TOTAL	1	0	0	0	0	0	0	0	0	6	0	0	48	3	6.3	55	3	5.5	
11TH GRADE MALE	0	0	0	0	0	0	0	0	0	3	0	0	19	1	5.3	22	1	4.5	
11TH GRADE FEMALE	0	0	0	0	0	0	0	0	0	3	0	0	15	1	6.7	18	1	5.6	
11TH GRADE TOTAL	0	0	0	0	0	0	0	0	0	6	0	0	34	2	5.9	40	2	5	
12TH GRADE MALE	1	1	100	0	0	0	0	0	0	6	0	0	28	6	21.4	35	7	20	
12TH GRADE FEMALE	0	0	0	0	0	0	0	0	0	2	0	0	31	4	12.9	33	4	12.1	
12TH GRADE TOTAL	1	1	100	0	0	0	0	0	0	8	0	0	59	10	16.9	68	11	16.2	
DISTRICT TOTAL MALE	4	1	25	0	0	0	0	0	0	17	0	0	163	11	6.7	184	12	6.5	
DISTRICT TOTAL FEMALE	2	0	0	0	0	0	0	0	0	20	0	0	167	12	7.2	189	12	6.3	
DISTRICT TOTAL	6	1	16.7	0	0	0	0	0	0	37	0	0	330	23	7	373	24	6.4	
DISTRICT TOTALS (EXCLUDING ALTERNATIVE SCHOOLS)																			
7TH GRADE MALE	1	0	0	0	0	0	0	0	0	2	0	0	23	0	0	26	0	0	




8/17/2006 COLORADO DEPARTMENT OF EDUCATION
2004-2005 STATE DROPOUT COUNTS BY DISTRICT

	AMERICAN INDIAN OR ALASKAN NATIVE	AMERICAN INDIAN OR ALASKAN NATIVE	AMERICAN INDIAN OR ALASKAN NATIVE	ASIAN PACIFIC ISLANDER	ASIAN PACIFIC ISLANDER	ASIAN PACIFIC ISLANDER	BLACK NOT OF HISPANIC ORIGIN	BLACK NOT OF HISPANIC ORIGIN	BLACK NOT OF HISPANIC ORIGIN	WHITE NOT OF HISPANIC ORIGIN	WHITE NOT OF HISPANIC ORIGIN	WHITE NOT OF HISPANIC ORIGIN	HISPANIC	HISPANIC	HISPANIC	TOTALS	TOTALS	TOTALS	
	PUPIL COUNT	DROPOUTS	DROPOUT RATE	PUPIL COUNT	DROPOUTS	DROPOUT RATE	PUPIL COUNT	DROPOUTS	DROPOUT RATE	PUPIL COUNT	DROPOUTS	DROPOUT RATE	PUPIL COUNT	DROPOUTS	DROPOUT RATE	PUPIL COUNT	DROPOUTS	DROPOUT RATE	
7TH GRADE FEMALE	2	0	0	0	0	0	0	0	0	5	0	0	33	0	0	40	0	0	
7TH GRADE TOTAL	3	0	0	0	0	0	0	0	0	7	0	0	56	0	0	66	0	0	
8TH GRADE MALE	1	0	0	0	0	0	0	0	0	0	0	0	27	0	0	28	0	0	
8TH GRADE FEMALE	0	0	0	0	0	0	0	0	0	2	0	0	33	0	0	35	0	0	
8TH GRADE TOTAL	1	0	0	0	0	0	0	0	0	2	0	0	60	0	0	63	0	0	
9TH GRADE MALE	0	0	0	0	0	0	0	0	0	2	0	0	37	2	5.4	39	2	5.1	
9TH GRADE FEMALE	0	0	0	0	0	0	0	0	0	6	0	0	30	2	6.7	36	2	5.6	
9TH GRADE TOTAL	0	0	0	0	0	0	0	0	0	8	0	0	67	4	6	75	4	5.3	
10TH GRADE MALE	1	0	0	0	0	0	0	0	0	4	0	0	24	0	0	29	0	0	
10TH GRADE FEMALE	0	0	0	0	0	0	0	0	0	2	0	0	20	1	5	22	1	4.5	
10TH GRADE TOTAL	1	0	0	0	0	0	0	0	0	6	0	0	44	1	2.3	51	1	2	
11TH GRADE MALE	0	0	0	0	0	0	0	0	0	3	0	0	18	1	5.6	21	1	4.8	
11TH GRADE FEMALE	0	0	0	0	0	0	0	0	0	3	0	0	14	1	7.1	17	1	5.9	
11TH GRADE TOTAL	0	0	0	0	0	0	0	0	0	6	0	0	32	2	6.3	38	2	5.3	
12TH GRADE MALE	0	0	0	0	0	0	0	0	0	3	0	0	17	0	0	20	0	0	
12TH GRADE FEMALE	0	0	0	0	0	0	0	0	0	2	0	0	18	0	0	20	0	0	
12TH GRADE TOTAL	0	0	0	0	0	0	0	0	0	5	0	0	35	0	0	40	0	0	
DISTRICT TOTAL MALE	3	0	0	0	0	0	0	0	0	14	0	0	146	3	2.1	163	3	1.8	
DISTRICT TOTAL FEMALE	2	0	0	0	0	0	0	0	0	20	0	0	148	4	2.7	170	4	2.4	
DISTRICT TOTAL	5	0	0	0	0	0	0	0	0	34	0	0	294	7	2.4	333	7	2.1	
DISTRICT TOTALS (ALTERNATIVE SCHOOLS ONLY)																			
9TH GRADE MALE	0	0	0	0	0	0	0	0	0	0	0	0	3	2	66.7	3	2	66.7	
9TH GRADE FEMALE	0	0	0	0	0	0	0	0	0	0	0	0	3	2	66.7	3	2	66.7	
9TH GRADE TOTAL	0	0	0	0	0	0	0	0	0	0	0	0	6	4	66.7	6	4	66.7	
10TH GRADE MALE	0	0	0	0	0	0	0	0	0	0	0	0	2	0	0	2	0	0	
10TH GRADE FEMALE	0	0	0	0	0	0	0	0	0	0	0	0	2	2	100	2	2	100	
10TH GRADE TOTAL	0	0	0	0	0	0	0	0	0	0	0	0	4	2	50	4	2	50	
11TH GRADE MALE	0	0	0	0	0	0	0	0	0	0	0	0	1	0	0	1	0	0	
11TH GRADE FEMALE	0	0	0	0	0	0	0	0	0	0	0	0	1	0	0	1	0	0	
11TH GRADE TOTAL	0	0	0	0	0	0	0	0	0	0	0	0	2	0	0	2	0	0	
12TH GRADE MALE	1	1	100	0	0	0	0	0	0	3	0	0	11	6	54.5	15	7	46.7	
12TH GRADE FEMALE	0	0	0	0	0	0	0	0	0	0	0	0	13	4	30.8	13	4	30.8	
12TH GRADE TOTAL	1	1	100	0	0	0	0	0	0	3	0	0	24	10	41.7	28	11	39.3	
DISTRICT TOTAL MALE	1	1	100	0	0	0	0	0	0	3	0	0	17	8	47.1	21	9	42.9	
DISTRICT TOTAL FEMALE	0	0	0	0	0	0	0	0	0	0	0	0	19	8	42.1	19	8	42.1	
DISTRICT TOTAL	1	1	100	0	0	0	0	0	0	3	0	0	36	16	44.4	40	17	42.5	
COUNTY	56																		
DISTRICT:	2820																		
DISTRICT TOTALS (INCLUDING ALTERNATIVE SCHOOLS)																			
7TH GRADE MALE	0	0	0	0	0	0	0	0	0	4	0	0	1	0	0	5	0	0	
7TH GRADE FEMALE	0	0	0	0	0	0	0	0	0	0	0	0	1	0	0	1	0	0	
7TH GRADE TOTAL	0	0	0	0	0	0	0	0	0	4	0	0	2	0	0	6	0	0	
8TH GRADE MALE	0	0	0	0	0	0	0	0	0	1	0	0	2	0	0	3	0	0	
8TH GRADE FEMALE	0	0	0	0	0	0	0	0	0	2	0	0	1	0	0	3	0	0	
8TH GRADE TOTAL	0	0	0	0	0	0	0	0	0	3	0	0	3	0	0	6	0	0	
9TH GRADE MALE	0	0	0	0	0	0	0	0	0	4	0	0	0	0	0	4	0	0	
9TH GRADE FEMALE	0	0	0	0	0	0	0	0	0	1	0	0	0	0	0	1	0	0	
9TH GRADE TOTAL	0	0	0	0	0	0	0	0	0	5	0	0	0	0	0	5	0	0	
10TH GRADE MALE	0	0	0	0	0	0	0	0	0	2	0	0	0	0	0	2	0	0	
10TH GRADE FEMALE	0	0	0	0	0	0	0	0	0	2	0	0	0	0	0	2	0	0	
10TH GRADE TOTAL	0	0	0	0	0	0	0	0	0	4	0	0	0	0	0	4	0	0	
11TH GRADE MALE	0	0	0	0	0	0	0	0	0	4	0	0	1	0	0	5	0	0	
11TH GRADE FEMALE	0	0	0	0	0	0	0	0	0	0	0	0	1	0	0	1	0	0	




8/17/2006 COLORADO DEPARTMENT OF EDUCATION
2004-2005 STATE DROPOUT COUNTS BY DISTRICT

	AMERICAN INDIAN OR ALASKAN NATIVE	AMERICAN INDIAN OR ALASKAN NATIVE	AMERICAN INDIAN OR ALASKAN NATIVE	ASIAN PACIFIC ISLANDER	ASIAN PACIFIC ISLANDER	ASIAN PACIFIC ISLANDER	BLACK NOT OF HISPANIC ORIGIN	BLACK NOT OF HISPANIC ORIGIN	BLACK NOT OF HISPANIC ORIGIN	WHITE NOT OF HISPANIC ORIGIN	WHITE NOT OF HISPANIC ORIGIN	WHITE NOT OF HISPANIC ORIGIN	HISPANIC	HISPANIC	HISPANIC	TOTALS	TOTALS	TOTALS	
	PUPIL COUNT	DROPOUTS	DROPOUT RATE	PUPIL COUNT	DROPOUTS	DROPOUT RATE	PUPIL COUNT	DROPOUTS	DROPOUT RATE	PUPIL COUNT	DROPOUTS	DROPOUT RATE	PUPIL COUNT	DROPOUTS	DROPOUT RATE	PUPIL COUNT	DROPOUTS	DROPOUT RATE	
11TH GRADE TOTAL	0	0	0	0	0	0	0	0	0	4	0	0	2	0	0	6	0	0	
12TH GRADE MALE	0	0	0	0	0	0	0	0	0	1	0	0	0	0	0	1	0	0	
12TH GRADE FEMALE	0	0	0	0	0	0	0	0	0	2	0	0	1	0	0	3	0	0	
12TH GRADE TOTAL	0	0	0	0	0	0	0	0	0	3	0	0	1	0	0	4	0	0	
DISTRICT TOTAL MALE	0	0	0	0	0	0	0	0	0	16	0	0	4	0	0	20	0	0	
DISTRICT TOTAL FEMALE	0	0	0	0	0	0	0	0	0	7	0	0	4	0	0	11	0	0	
DISTRICT TOTAL	0	0	0	0	0	0	0	0	0	23	0	0	8	0	0	31	0	0	
DISTRICT TOTALS (EXCLUDING ALTERNATIVE SCHOOLS)																			
7TH GRADE MALE	0	0	0	0	0	0	0	0	0	4	0	0	1	0	0	5	0	0	
7TH GRADE FEMALE	0	0	0	0	0	0	0	0	0	0	0	0	1	0	0	1	0	0	
7TH GRADE TOTAL	0	0	0	0	0	0	0	0	0	4	0	0	2	0	0	6	0	0	
8TH GRADE MALE	0	0	0	0	0	0	0	0	0	1	0	0	2	0	0	3	0	0	
8TH GRADE FEMALE	0	0	0	0	0	0	0	0	0	2	0	0	1	0	0	3	0	0	
8TH GRADE TOTAL	0	0	0	0	0	0	0	0	0	3	0	0	3	0	0	6	0	0	
9TH GRADE MALE	0	0	0	0	0	0	0	0	0	4	0	0	0	0	0	4	0	0	
9TH GRADE FEMALE	0	0	0	0	0	0	0	0	0	1	0	0	0	0	0	1	0	0	
9TH GRADE TOTAL	0	0	0	0	0	0	0	0	0	5	0	0	0	0	0	5	0	0	
10TH GRADE MALE	0	0	0	0	0	0	0	0	0	2	0	0	0	0	0	2	0	0	
10TH GRADE FEMALE	0	0	0	0	0	0	0	0	0	2	0	0	0	0	0	2	0	0	
10TH GRADE TOTAL	0	0	0	0	0	0	0	0	0	4	0	0	0	0	0	4	0	0	
11TH GRADE MALE	0	0	0	0	0	0	0	0	0	1	0	0	1	0	0	5	0	0	
11TH GRADE FEMALE	0	0	0	0	0	0	0	0	0	0	0	0	1	0	0	1	0	0	
11TH GRADE TOTAL	0	0	0	0	0	0	0	0	0	4	0	0	2	0	0	6	0	0	
12TH GRADE MALE	0	0	0	0	0	0	0	0	0	1	0	0	0	0	0	1	0	0	
12TH GRADE FEMALE	0	0	0	0	0	0	0	0	0	2	0	0	1	0	0	3	0	0	
12TH GRADE TOTAL	0	0	0	0	0	0	0	0	0	3	0	0	1	0	0	4	0	0	
DISTRICT TOTAL MALE	0	0	0	0	0	0	0	0	0	16	0	0	4	0	0	20	0	0	
DISTRICT TOTAL FEMALE	0	0	0	0	0	0	0	0	0	7	0	0	4	0	0	11	0	0	
DISTRICT TOTAL	0	0	0	0	0	0	0	0	0	23	0	0	8	0	0	31	0	0	
DISTRICT TOTALS (ALTERNATIVE SCHOOLS ONLY)																			
DISTRICT TOTAL MALE	0	0	0	0	0	0	0	0	0	0	0	0	0	0	0	0	0	0	
DISTRICT TOTAL FEMALE	0	0	0	0	0	0	0	0	0	0	0	0	0	0	0	0	0	0	
DISTRICT TOTAL	0	0	0	0	0	0	0	0	0	0	0	0	0	0	0	0	0	0	
COUNTY	57	SAN MIGUEL																	
DISTRICT:	2830	TELLURIDE R-1																	
DISTRICT TOTALS (INCLUDING ALTERNATIVE SCHOOLS)																			
7TH GRADE MALE	0	0	0	0	0	0	0	0	0	29	0	0	2	0	0	31	0	0	
7TH GRADE FEMALE	0	0	0	0	0	0	0	0	0	10	0	0	4	0	0	14	0	0	
7TH GRADE TOTAL	0	0	0	0	0	0	0	0	0	39	0	0	6	0	0	45	0	0	
8TH GRADE MALE	1	0	0	0	0	0	0	0	0	19	0	0	5	0	0	25	0	0	
8TH GRADE FEMALE	0	0	0	0	0	0	0	0	0	29	0	0	4	0	0	33	0	0	
8TH GRADE TOTAL	1	0	0	0	0	0	0	0	0	48	0	0	9	0	0	58	0	0	
9TH GRADE MALE	0	0	0	0	0	0	0	0	0	25	0	0	0	0	0	25	0	0	
9TH GRADE FEMALE	1	0	0	1	0	0	0	0	0	25	0	0	0	0	0	27	0	0	
9TH GRADE TOTAL	1	0	0	1	0	0	0	0	0	50	0	0	0	0	0	52	0	0	
10TH GRADE MALE	0	0	0	0	0	0	0	0	0	15	0	0	3	0	0	18	0	0	
10TH GRADE FEMALE	0	0	0	0	0	0	0	0	0	18	0	0	5	0	0	23	0	0	
10TH GRADE TOTAL	0	0	0	0	0	0	0	0	0	33	0	0	8	0	0	41	0	0	
11TH GRADE MALE	0	0	0	0	0	0	0	0	0	22	0	0	3	0	0	25	0	0	
11TH GRADE FEMALE	0	0	0	0	0	0	2	0	0	22	0	0	0	0	0	24	0	0	
11TH GRADE TOTAL	0	0	0	0	0	0	2	0	0	44	0	0	3	0	0	49	0	0	
12TH GRADE MALE	0	0	0	0	0	0	0	0	0	20	2	10	0	0	0	20	2	10	
12TH GRADE FEMALE	0	0	0	0	0	0	0	0	0	21	0	0	0	0	0	21	0	0	




8/17/2006 COLORADO DEPARTMENT OF EDUCATION
2004-2005 STATE DROPOUT COUNTS BY DISTRICT

	AMERICAN INDIAN OR ALASKAN NATIVE	AMERICAN INDIAN OR ALASKAN NATIVE	AMERICAN INDIAN OR ALASKAN NATIVE	ASIAN PACIFIC ISLANDER	ASIAN PACIFIC ISLANDER	ASIAN PACIFIC ISLANDER	BLACK NOT OF HISPANIC ORIGIN	BLACK NOT OF HISPANIC ORIGIN	BLACK NOT OF HISPANIC ORIGIN	WHITE NOT OF HISPANIC ORIGIN	WHITE NOT OF HISPANIC ORIGIN	WHITE NOT OF HISPANIC ORIGIN	HISPANIC	HISPANIC	HISPANIC	TOTALS	TOTALS	TOTALS	
	PUPIL COUNT	DROPOUTS	DROPOUT RATE	PUPIL COUNT	DROPOUTS	DROPOUT RATE	PUPIL COUNT	DROPOUTS	DROPOUT RATE	PUPIL COUNT	DROPOUTS	DROPOUT RATE	PUPIL COUNT	DROPOUTS	DROPOUT RATE	PUPIL COUNT	DROPOUTS	DROPOUT RATE	
12TH GRADE TOTAL	0	0	0	0	0	0	0	0	0	41	2	4.9	0	0	0	41	2	4.9	
DISTRICT TOTAL MALE	1	0	0	0	0	0	0	0	0	130	2	1.5	13	0	0	144	2	1.4	
DISTRICT TOTAL FEMALE	1	0	0	1	0	0	2	0	0	125	0	0	13	0	0	142	0	0	
DISTRICT TOTAL	2	0	0	1	0	0	2	0	0	255	2	0.8	26	0	0	286	2	0.7	
DISTRICT TOTALS (EXCLUDING ALTERNATIVE SCHOOLS)																			
7TH GRADE MALE	0	0	0	0	0	0	0	0	0	29	0	0	2	0	0	31	0	0	
7TH GRADE FEMALE	0	0	0	0	0	0	0	0	0	10	0	0	4	0	0	14	0	0	
7TH GRADE TOTAL	0	0	0	0	0	0	0	0	0	39	0	0	6	0	0	45	0	0	
8TH GRADE MALE	1	0	0	0	0	0	0	0	0	19	0	0	5	0	0	25	0	0	
8TH GRADE FEMALE	0	0	0	0	0	0	0	0	0	29	0	0	4	0	0	33	0	0	
8TH GRADE TOTAL	1	0	0	0	0	0	0	0	0	48	0	0	9	0	0	58	0	0	
9TH GRADE MALE	0	0	0	0	0	0	0	0	0	25	0	0	0	0	0	25	0	0	
9TH GRADE FEMALE	1	0	0	1	0	0	0	0	0	25	0	0	0	0	0	27	0	0	
9TH GRADE TOTAL	1	0	0	1	0	0	0	0	0	50	0	0	0	0	0	52	0	0	
10TH GRADE MALE	0	0	0	0	0	0	0	0	0	15	0	0	3	0	0	18	0	0	
10TH GRADE FEMALE	0	0	0	0	0	0	0	0	0	18	0	0	5	0	0	23	0	0	
10TH GRADE TOTAL	0	0	0	0	0	0	0	0	0	33	0	0	8	0	0	41	0	0	
11TH GRADE MALE	0	0	0	0	0	0	0	0	0	22	0	0	3	0	0	25	0	0	
11TH GRADE FEMALE	0	0	0	0	0	0	2	0	0	22	0	0	0	0	0	24	0	0	
11TH GRADE TOTAL	0	0	0	0	0	0	2	0	0	44	0	0	3	0	0	49	0	0	
12TH GRADE MALE	0	0	0	0	0	0	0	0	0	20	2	10	0	0	0	20	2	10	
12TH GRADE FEMALE	0	0	0	0	0	0	0	0	0	21	0	0	0	0	0	21	0	0	
12TH GRADE TOTAL	0	0	0	0	0	0	0	0	0	41	2	4.9	0	0	0	41	2	4.9	
DISTRICT TOTAL MALE	1	0	0	0	0	0	0	0	0	130	2	1.5	13	0	0	144	2	1.4	
DISTRICT TOTAL FEMALE	1	0	0	1	0	0	2	0	0	125	0	0	13	0	0	142	0	0	
DISTRICT TOTAL	2	0	0	1	0	0	2	0	0	255	2	0.8	26	0	0	286	2	0.7	
DISTRICT TOTALS (ALTERNATIVE SCHOOLS ONLY)																			
DISTRICT TOTAL MALE	0	0	0	0	0	0	0	0	0	0	0	0	0	0	0	0	0	0	
DISTRICT TOTAL FEMALE	0	0	0	0	0	0	0	0	0	0	0	0	0	0	0	0	0	0	
DISTRICT TOTAL	0	0	0	0	0	0	0	0	0	0	0	0	0	0	0	0	0	0	
DISTRICT:	2840		NORWOOD R-2J																
DISTRICT TOTALS (INCLUDING ALTERNATIVE SCHOOLS)																			
7TH GRADE MALE	0	0	0	0	0	0	0	0	0	14	0	0	1	0	0	15	0	0	
7TH GRADE FEMALE	0	0	0	0	0	0	0	0	0	7	0	0	0	0	0	7	0	0	
7TH GRADE TOTAL	0	0	0	0	0	0	0	0	0	21	0	0	1	0	0	22	0	0	
8TH GRADE MALE	0	0	0	0	0	0	0	0	0	15	0	0	1	0	0	16	0	0	
8TH GRADE FEMALE	0	0	0	0	0	0	0	0	0	17	0	0	0	0	0	17	0	0	
8TH GRADE TOTAL	0	0	0	0	0	0	0	0	0	32	0	0	1	0	0	33	0	0	
9TH GRADE MALE	0	0	0	0	0	0	0	0	0	13	0	0	1	0	0	14	0	0	
9TH GRADE FEMALE	0	0	0	0	0	0	1	0	0	18	0	0	0	0	0	19	0	0	
9TH GRADE TOTAL	0	0	0	0	0	0	1	0	0	31	0	0	1	0	0	33	0	0	
10TH GRADE MALE	0	0	0	0	0	0	0	0	0	11	1	9.1	0	0	0	11	1	9.1	
10TH GRADE FEMALE	0	0	0	0	0	0	0	0	0	7	1	14.3	1	0	0	8	1	12.5	
10TH GRADE TOTAL	0	0	0	0	0	0	0	0	0	18	2	11.1	1	0	0	19	2	10.5	
11TH GRADE MALE	0	0	0	2	0	0	0	0	0	18	1	5.6	0	0	0	20	1	5	
11TH GRADE FEMALE	0	0	0	0	0	0	0	0	0	15	0	0	0	0	0	15	0	0	
11TH GRADE TOTAL	0	0	0	2	0	0	0	0	0	33	1	3	0	0	0	35	1	2.9	
12TH GRADE MALE	1	0	0	0	0	0	0	0	0	4	0	0	2	0	0	7	0	0	
12TH GRADE FEMALE	1	1	100	0	0	0	0	0	0	13	0	0	1	0	0	15	1	6.7	
12TH GRADE TOTAL	2	1	50	0	0	0	0	0	0	17	0	0	3	0	0	22	1	4.5	
DISTRICT TOTAL MALE	1	0	0	2	0	0	0	0	0	75	2	2.7	5	0	0	83	2	2.4	
DISTRICT TOTAL FEMALE	1	1	100	0	0	0	1	0	0	77	1	1.3	2	0	0	81	2	2.5	
DISTRICT TOTAL	2	1	50	2	0	0	1	0	0	152	3	2	7	0	0	164	4	2.4	




8/17/2006 COLORADO DEPARTMENT OF EDUCATION
2004-2005 STATE DROPOUT COUNTS BY DISTRICT

	AMERICAN INDIAN OR ALASKAN NATIVE	AMERICAN INDIAN OR ALASKAN NATIVE	AMERICAN INDIAN OR ALASKAN NATIVE	ASIAN PACIFIC ISLANDER	ASIAN PACIFIC ISLANDER	ASIAN PACIFIC ISLANDER	BLACK NOT OF HISPANIC ORIGIN	BLACK NOT OF HISPANIC ORIGIN	BLACK NOT OF HISPANIC ORIGIN	WHITE NOT OF HISPANIC ORIGIN	WHITE NOT OF HISPANIC ORIGIN	WHITE NOT OF HISPANIC ORIGIN	HISPANIC	HISPANIC	HISPANIC	TOTALS	TOTALS	TOTALS
	PUPIL COUNT	DROPOUTS	DROPOUT RATE	PUPIL COUNT	DROPOUTS	DROPOUT RATE	PUPIL COUNT	DROPOUTS	DROPOUT RATE	PUPIL COUNT	DROPOUTS	DROPOUT RATE	PUPIL COUNT	DROPOUTS	DROPOUT RATE	PUPIL COUNT	DROPOUTS	DROPOUT RATE
DISTRICT TOTALS (EXCLUDING ALTERNATIVE SCHOOLS)																		
7TH GRADE MALE	0	0	0	0	0	0	0	0	0	14	0	0	1	0	0	15	0	0
7TH GRADE FEMALE	0	0	0	0	0	0	0	0	0	7	0	0	0	0	0	7	0	0
7TH GRADE TOTAL	0	0	0	0	0	0	0	0	0	21	0	0	1	0	0	22	0	0
8TH GRADE MALE	0	0	0	0	0	0	0	0	0	15	0	0	1	0	0	16	0	0
8TH GRADE FEMALE	0	0	0	0	0	0	0	0	0	17	0	0	0	0	0	17	0	0
8TH GRADE TOTAL	0	0	0	0	0	0	0	0	0	32	0	0	1	0	0	33	0	0
9TH GRADE MALE	0	0	0	0	0	0	0	0	0	13	0	0	1	0	0	14	0	0
9TH GRADE FEMALE	0	0	0	0	0	0	1	0	0	18	0	0	0	0	0	19	0	0
9TH GRADE TOTAL	0	0	0	0	0	0	1	0	0	31	0	0	1	0	0	33	0	0
10TH GRADE MALE	0	0	0	0	0	0	0	0	0	11	1	9.1	0	0	0	11	1	9.1
10TH GRADE FEMALE	0	0	0	0	0	0	0	0	0	7	1	14.3	1	0	0	8	1	12.5
10TH GRADE TOTAL	0	0	0	0	0	0	0	0	0	18	2	11.1	1	0	0	19	2	10.5
11TH GRADE MALE	0	0	0	2	0	0	0	0	0	18	1	5.6	0	0	0	20	1	5
11TH GRADE FEMALE	0	0	0	0	0	0	0	0	0	15	0	0	0	0	0	15	0	0
11TH GRADE TOTAL	0	0	0	2	0	0	0	0	0	33	1	3	0	0	0	35	1	2.9
12TH GRADE MALE	1	0	0	0	0	0	0	0	0	4	0	0	2	0	0	7	0	0
12TH GRADE FEMALE	1	1	100	0	0	0	0	0	0	13	0	0	1	0	0	15	1	6.7
12TH GRADE TOTAL	2	1	50	0	0	0	0	0	0	17	0	0	3	0	0	22	1	4.5
DISTRICT TOTAL MALE	1	0	0	2	0	0	0	0	0	75	2	2.7	5	0	0	83	2	2.4
DISTRICT TOTAL FEMALE	1	1	100	0	0	0	1	0	0	77	1	1.3	2	0	0	81	2	2.5
DISTRICT TOTAL	2	1	50	2	0	0	1	0	0	152	3	2	7	0	0	164	4	2.4
DISTRICT TOTALS (ALTERNATIVE SCHOOLS ONLY)																		
DISTRICT TOTAL MALE	0	0	0	0	0	0	0	0	0	0	0	0	0	0	0	0	0	0
DISTRICT TOTAL FEMALE	0	0	0	0	0	0	0	0	0	0	0	0	0	0	0	0	0	0
DISTRICT TOTAL	0	0	0	0	0	0	0	0	0	0	0	0	0	0	0	0	0	0
COUNTY	58	SEDGWICK																
DISTRICT:	2862	JULESBURG RE-1																
DISTRICT TOTALS (INCLUDING ALTERNATIVE SCHOOLS)																		
7TH GRADE MALE	0	0	0	0	0	0	0	0	0	10	0	0	5	0	0	15	0	0
7TH GRADE FEMALE	0	0	0	0	0	0	0	0	0	11	0	0	3	0	0	14	0	0
7TH GRADE TOTAL	0	0	0	0	0	0	0	0	0	21	0	0	8	0	0	29	0	0
8TH GRADE MALE	0	0	0	0	0	0	0	0	0	15	0	0	6	0	0	21	0	0
8TH GRADE FEMALE	0	0	0	0	0	0	0	0	0	9	0	0	2	0	0	11	0	0
8TH GRADE TOTAL	0	0	0	0	0	0	0	0	0	24	0	0	8	0	0	32	0	0
9TH GRADE MALE	0	0	0	0	0	0	0	0	0	5	1	20	1	0	0	6	1	16.7
9TH GRADE FEMALE	0	0	0	0	0	0	0	0	0	13	0	0	5	0	0	18	0	0
9TH GRADE TOTAL	0	0	0	0	0	0	0	0	0	18	1	5.6	6	0	0	24	1	4.2
10TH GRADE MALE	0	0	0	0	0	0	0	0	0	6	0	0	4	1	25	10	1	10
10TH GRADE FEMALE	0	0	0	0	0	0	0	0	0	6	0	0	0	0	0	6	0	0
10TH GRADE TOTAL	0	0	0	0	0	0	0	0	0	12	0	0	4	1	25	16	1	6.3
11TH GRADE MALE	0	0	0	0	0	0	0	0	0	6	0	0	3	0	0	9	0	0
11TH GRADE FEMALE	0	0	0	0	0	0	0	0	0	11	0	0	1	0	0	12	0	0
11TH GRADE TOTAL	0	0	0	0	0	0	0	0	0	17	0	0	4	0	0	21	0	0
12TH GRADE MALE	0	0	0	0	0	0	0	0	0	7	0	0	0	0	0	7	0	0
12TH GRADE FEMALE	0	0	0	0	0	0	0	0	0	9	0	0	2	0	0	11	0	0
12TH GRADE TOTAL	0	0	0	0	0	0	0	0	0	16	0	0	2	0	0	18	0	0
DISTRICT TOTAL MALE	0	0	0	0	0	0	0	0	0	49	1	2	19	1	5.3	68	2	2.9
DISTRICT TOTAL FEMALE	0	0	0	0	0	0	0	0	0	59	0	0	13	0	0	72	0	0
DISTRICT TOTAL	0	0	0	0	0	0	0	0	0	108	1	0.9	32	1	3.1	140	2	1.4
DISTRICT TOTALS (EXCLUDING ALTERNATIVE SCHOOLS)																		
7TH GRADE MALE	0	0	0	0	0	0	0	0	0	10	0	0	5	0	0	15	0	0
7TH GRADE FEMALE	0	0	0	0	0	0	0	0	0	11	0	0	3	0	0	14	0	0




8/17/2006 COLORADO DEPARTMENT OF EDUCATION
2004-2005 STATE DROPOUT COUNTS BY DISTRICT

	AMERICAN INDIAN OR ALASKAN NATIVE	AMERICAN INDIAN OR ALASKAN NATIVE	AMERICAN INDIAN OR ALASKAN NATIVE	ASIAN PACIFIC ISLANDER	ASIAN PACIFIC ISLANDER	ASIAN PACIFIC ISLANDER	BLACK NOT OF HISPANIC ORIGIN	BLACK NOT OF HISPANIC ORIGIN	BLACK NOT OF HISPANIC ORIGIN	WHITE NOT OF HISPANIC ORIGIN	WHITE NOT OF HISPANIC ORIGIN	WHITE NOT OF HISPANIC ORIGIN	HISPANIC	HISPANIC	HISPANIC	TOTALS	TOTALS	TOTALS
	PUPIL COUNT	DROPOUTS	DROPOUT RATE	PUPIL COUNT	DROPOUTS	DROPOUT RATE	PUPIL COUNT	DROPOUTS	DROPOUT RATE	PUPIL COUNT	DROPOUTS	DROPOUT RATE	PUPIL COUNT	DROPOUTS	DROPOUT RATE	PUPIL COUNT	DROPOUTS	DROPOUT RATE
7TH GRADE TOTAL	0	0	0	0	0	0	0	0	0	21	0	0	8	0	0	29	0	0
8TH GRADE MALE	0	0	0	0	0	0	0	0	0	15	0	0	6	0	0	21	0	0
8TH GRADE FEMALE	0	0	0	0	0	0	0	0	0	9	0	0	2	0	0	11	0	0
8TH GRADE TOTAL	0	0	0	0	0	0	0	0	0	24	0	0	8	0	0	32	0	0
9TH GRADE MALE	0	0	0	0	0	0	0	0	0	5	1	20	1	0	0	6	1	16.7
9TH GRADE FEMALE	0	0	0	0	0	0	0	0	0	13	0	0	5	0	0	18	0	0
9TH GRADE TOTAL	0	0	0	0	0	0	0	0	0	18	1	5.6	6	0	0	24	1	4.2
10TH GRADE MALE	0	0	0	0	0	0	0	0	0	6	0	0	4	1	25	10	1	10
10TH GRADE FEMALE	0	0	0	0	0	0	0	0	0	6	0	0	0	0	0	6	0	0
10TH GRADE TOTAL	0	0	0	0	0	0	0	0	0	12	0	0	4	1	25	16	1	6.3
11TH GRADE MALE	0	0	0	0	0	0	0	0	0	6	0	0	3	0	0	9	0	0
11TH GRADE FEMALE	0	0	0	0	0	0	0	0	0	11	0	0	1	0	0	12	0	0
11TH GRADE TOTAL	0	0	0	0	0	0	0	0	0	17	0	0	4	0	0	21	0	0
12TH GRADE MALE	0	0	0	0	0	0	0	0	0	7	0	0	0	0	0	7	0	0
12TH GRADE FEMALE	0	0	0	0	0	0	0	0	0	9	0	0	2	0	0	11	0	0
12TH GRADE TOTAL	0	0	0	0	0	0	0	0	0	16	0	0	2	0	0	18	0	0
DISTRICT TOTAL MALE	0	0	0	0	0	0	0	0	0	49	1	2	19	1	5.3	68	2	2.9
DISTRICT TOTAL FEMALE	0	0	0	0	0	0	0	0	0	59	0	0	13	0	0	72	0	0
DISTRICT TOTAL	0	0	0	0	0	0	0	0	0	108	1	0.9	32	1	3.1	140	2	1.4
DISTRICT TOTALS (ALTERNATIVE SCHOOLS ONLY)																		
DISTRICT TOTAL MALE	0	0	0	0	0	0	0	0	0	0	0	0	0	0	0	0	0	0
DISTRICT TOTAL FEMALE	0	0	0	0	0	0	0	0	0	0	0	0	0	0	0	0	0	0
DISTRICT TOTAL	0	0	0	0	0	0	0	0	0	0	0	0	0	0	0	0	0	0
DISTRICT: 2865 PLATTE VALLEY RE-3																		
DISTRICT TOTALS (INCLUDING ALTERNATIVE SCHOOLS)																		
7TH GRADE MALE	0	0	0	0	0	0	0	0	0	1	0	0	1	0	0	2	0	0
7TH GRADE FEMALE	0	0	0	0	0	0	0	0	0	2	0	0	1	0	0	3	0	0
7TH GRADE TOTAL	0	0	0	0	0	0	0	0	0	3	0	0	2	0	0	5	0	0
8TH GRADE MALE	0	0	0	0	0	0	0	0	0	7	0	0	2	0	0	9	0	0
8TH GRADE FEMALE	0	0	0	0	0	0	0	0	0	2	0	0	0	0	0	2	0	0
8TH GRADE TOTAL	0	0	0	0	0	0	0	0	0	9	0	0	2	0	0	11	0	0
9TH GRADE MALE	0	0	0	0	0	0	0	0	0	6	0	0	4	0	0	10	0	0
9TH GRADE FEMALE	0	0	0	0	0	0	0	0	0	4	0	0	0	0	0	4	0	0
9TH GRADE TOTAL	0	0	0	0	0	0	0	0	0	10	0	0	4	0	0	14	0	0
10TH GRADE MALE	0	0	0	0	0	0	0	0	0	6	0	0	2	1	50	8	1	12.5
10TH GRADE FEMALE	0	0	0	0	0	0	0	0	0	0	0	0	0	0	0	0	0	0
10TH GRADE TOTAL	0	0	0	0	0	0	0	0	0	6	0	0	2	1	50	8	1	12.5
11TH GRADE MALE	0	0	0	0	0	0	0	0	0	6	1	16.7	1	0	0	7	1	14.3
11TH GRADE FEMALE	0	0	0	0	0	0	0	0	0	4	0	0	1	0	0	5	0	0
11TH GRADE TOTAL	0	0	0	0	0	0	0	0	0	10	1	10	2	0	0	12	1	8.3
12TH GRADE MALE	0	0	0	1	0	0	0	0	0	4	1	25	1	0	0	6	1	16.7
12TH GRADE FEMALE	0	0	0	0	0	0	0	0	0	3	0	0	1	0	0	4	0	0
12TH GRADE TOTAL	0	0	0	1	0	0	0	0	0	7	1	14.3	2	0	0	10	1	10
DISTRICT TOTAL MALE	0	0	0	1	0	0	0	0	0	30	2	6.7	11	1	9.1	42	3	7.1
DISTRICT TOTAL FEMALE	0	0	0	0	0	0	0	0	0	15	0	0	3	0	0	18	0	0
DISTRICT TOTAL	0	0	0	1	0	0	0	0	0	45	2	4.4	14	1	7.1	60	3	5
DISTRICT TOTALS (EXCLUDING ALTERNATIVE SCHOOLS)																		
7TH GRADE MALE	0	0	0	0	0	0	0	0	0	1	0	0	1	0	0	2	0	0
7TH GRADE FEMALE	0	0	0	0	0	0	0	0	0	2	0	0	1	0	0	3	0	0
7TH GRADE TOTAL	0	0	0	0	0	0	0	0	0	3	0	0	2	0	0	5	0	0
8TH GRADE MALE	0	0	0	0	0	0	0	0	0	7	0	0	2	0	0	9	0	0
8TH GRADE FEMALE	0	0	0	0	0	0	0	0	0	2	0	0	0	0	0	2	0	0
8TH GRADE TOTAL	0	0	0	0	0	0	0	0	0	9	0	0	2	0	0	11	0	0




8/17/2006 COLORADO DEPARTMENT OF EDUCATION
2004-2005 STATE DROPOUT COUNTS BY DISTRICT

	AMERICAN INDIAN OR ALASKAN NATIVE	AMERICAN INDIAN OR ALASKAN NATIVE	AMERICAN INDIAN OR ALASKAN NATIVE	ASIAN PACIFIC ISLANDER	ASIAN PACIFIC ISLANDER	ASIAN PACIFIC ISLANDER	BLACK NOT OF HISPANIC ORIGIN	BLACK NOT OF HISPANIC ORIGIN	BLACK NOT OF HISPANIC ORIGIN	WHITE NOT OF HISPANIC ORIGIN	WHITE NOT OF HISPANIC ORIGIN	WHITE NOT OF HISPANIC ORIGIN	HISPANIC	HISPANIC	HISPANIC	TOTALS	TOTALS	TOTALS
	PUPIL COUNT	DROPOUTS	DROPOUT RATE	PUPIL COUNT	DROPOUTS	DROPOUT RATE	PUPIL COUNT	DROPOUTS	DROPOUT RATE	PUPIL COUNT	DROPOUTS	DROPOUT RATE	PUPIL COUNT	DROPOUTS	DROPOUT RATE	PUPIL COUNT	DROPOUTS	DROPOUT RATE
9TH GRADE MALE	0	0	0	0	0	0	0	0	0	6	0	0	4	0	0	10	0	0
9TH GRADE FEMALE	0	0	0	0	0	0	0	0	0	4	0	0	0	0	0	4	0	0
9TH GRADE TOTAL	0	0	0	0	0	0	0	0	0	10	0	0	4	0	0	14	0	0
10TH GRADE MALE	0	0	0	0	0	0	0	0	0	6	0	0	2	1	50	8	1	12.5
10TH GRADE FEMALE	0	0	0	0	0	0	0	0	0	0	0	0	0	0	0	0	0	0
10TH GRADE TOTAL	0	0	0	0	0	0	0	0	0	6	0	0	2	1	50	8	1	12.5
11TH GRADE MALE	0	0	0	0	0	0	0	0	0	6	1	16.7	1	0	0	7	1	14.3
11TH GRADE FEMALE	0	0	0	0	0	0	0	0	0	4	0	0	1	0	0	5	0	0
11TH GRADE TOTAL	0	0	0	0	0	0	0	0	0	10	1	10	2	0	0	12	1	8.3
12TH GRADE MALE	0	0	0	1	0	0	0	0	0	4	1	25	1	0	0	6	1	16.7
12TH GRADE FEMALE	0	0	0	0	0	0	0	0	0	3	0	0	1	0	0	4	0	0
12TH GRADE TOTAL	0	0	0	1	0	0	0	0	0	7	1	14.3	2	0	0	10	1	10
DISTRICT TOTAL MALE	0	0	0	1	0	0	0	0	0	30	2	6.7	11	1	9.1	42	3	7.1
DISTRICT TOTAL FEMALE	0	0	0	0	0	0	0	0	0	15	0	0	3	0	0	18	0	0
DISTRICT TOTAL	0	0	0	1	0	0	0	0	0	45	2	4.4	14	1	7.1	60	3	5
DISTRICT TOTALS (ALTERNATIVE SCHOOLS ONLY)																		
DISTRICT TOTAL MALE	0	0	0	0	0	0	0	0	0	0	0	0	0	0	0	0	0	0
DISTRICT TOTAL FEMALE	0	0	0	0	0	0	0	0	0	0	0	0	0	0	0	0	0	0
DISTRICT TOTAL	0	0	0	0	0	0	0	0	0	0	0	0	0	0	0	0	0	0
COUNTY	59		SUMMIT															
DISTRICT:	3000		SUMMIT RE-1															
DISTRICT TOTALS (INCLUDING ALTERNATIVE SCHOOLS)																		
7TH GRADE MALE	0	0	0	2	0	0	0	0	0	108	0	0	31	0	0	141	0	0
7TH GRADE FEMALE	1	0	0	2	0	0	0	0	0	76	0	0	27	0	0	106	0	0
7TH GRADE TOTAL	1	0	0	4	0	0	0	0	0	184	0	0	58	0	0	247	0	0
8TH GRADE MALE	0	0	0	2	0	0	0	0	0	99	0	0	21	0	0	122	0	0
8TH GRADE FEMALE	1	0	0	0	0	0	0	0	0	104	0	0	24	0	0	129	0	0
8TH GRADE TOTAL	1	0	0	2	0	0	0	0	0	203	0	0	45	0	0	251	0	0
9TH GRADE MALE	0	0	0	2	0	0	1	0	0	127	1	0.8	24	2	8.3	154	3	1.9
9TH GRADE FEMALE	1	0	0	3	0	0	1	0	0	94	0	0	17	0	0	116	0	0
9TH GRADE TOTAL	1	0	0	5	0	0	2	0	0	221	1	0.5	41	2	4.9	270	3	1.1
10TH GRADE MALE	1	0	0	1	0	0	1	0	0	105	3	2.9	23	5	21.7	131	8	6.1
10TH GRADE FEMALE	1	0	0	2	0	0	0	0	0	95	0	0	25	4	16	123	4	3.3
10TH GRADE TOTAL	2	0	0	3	0	0	1	0	0	200	3	1.5	48	9	18.8	254	12	4.7
11TH GRADE MALE	0	0	0	2	0	0	0	0	0	94	1	1.1	27	3	11.1	123	4	3.3
11TH GRADE FEMALE	0	0	0	2	0	0	0	0	0	89	0	0	7	0	0	98	0	0
11TH GRADE TOTAL	0	0	0	4	0	0	0	0	0	183	1	0.5	34	3	8.8	221	4	1.8
12TH GRADE MALE	0	0	0	5	0	0	1	0	0	98	5	5.1	12	0	0	116	5	4.3
12TH GRADE FEMALE	0	0	0	2	0	0	0	0	0	96	1	1	18	2	11.1	116	3	2.6
12TH GRADE TOTAL	0	0	0	7	0	0	1	0	0	194	6	3.1	30	2	6.7	232	8	3.4
DISTRICT TOTAL MALE	1	0	0	14	0	0	3	0	0	631	10	1.6	138	10	7.2	787	20	2.5
DISTRICT TOTAL FEMALE	4	0	0	11	0	0	1	0	0	554	1	0.2	118	6	5.1	688	7	1
DISTRICT TOTAL	5	0	0	25	0	0	4	0	0	1,185	11	0.9	256	16	6.3	1,475	27	1.8
DISTRICT TOTALS (EXCLUDING ALTERNATIVE SCHOOLS)																		
7TH GRADE MALE	0	0	0	2	0	0	0	0	0	108	0	0	31	0	0	141	0	0
7TH GRADE FEMALE	1	0	0	2	0	0	0	0	0	76	0	0	27	0	0	106	0	0
7TH GRADE TOTAL	1	0	0	4	0	0	0	0	0	184	0	0	58	0	0	247	0	0
8TH GRADE MALE	0	0	0	2	0	0	0	0	0	99	0	0	21	0	0	122	0	0
8TH GRADE FEMALE	1	0	0	0	0	0	0	0	0	104	0	0	24	0	0	129	0	0
8TH GRADE TOTAL	1	0	0	2	0	0	0	0	0	203	0	0	45	0	0	251	0	0
9TH GRADE MALE	0	0	0	2	0	0	1	0	0	127	1	0.8	24	2	8.3	154	3	1.9
9TH GRADE FEMALE	1	0	0	3	0	0	1	0	0	94	0	0	17	0	0	116	0	0
9TH GRADE TOTAL	1	0	0	5	0	0	2	0	0	221	1	0.5	41	2	4.9	270	3	1.1




8/17/2006 COLORADO DEPARTMENT OF EDUCATION
2004-2005 STATE DROPOUT COUNTS BY DISTRICT

	AMERICAN INDIAN OR ALASKAN NATIVE	AMERICAN INDIAN OR ALASKAN NATIVE	AMERICAN INDIAN OR ALASKAN NATIVE	ASIAN PACIFIC ISLANDER	ASIAN PACIFIC ISLANDER	ASIAN PACIFIC ISLANDER	BLACK NOT OF HISPANIC ORIGIN	BLACK NOT OF HISPANIC ORIGIN	BLACK NOT OF HISPANIC ORIGIN	WHITE NOT OF HISPANIC ORIGIN	WHITE NOT OF HISPANIC ORIGIN	WHITE NOT OF HISPANIC ORIGIN	HISPANIC	HISPANIC	HISPANIC	TOTALS	TOTALS	TOTALS
	PUPIL COUNT	DROPOUTS	DROPOUT RATE	PUPIL COUNT	DROPOUTS	DROPOUT RATE	PUPIL COUNT	DROPOUTS	DROPOUT RATE	PUPIL COUNT	DROPOUTS	DROPOUT RATE	PUPIL COUNT	DROPOUTS	DROPOUT RATE	PUPIL COUNT	DROPOUTS	DROPOUT RATE
10TH GRADE MALE	1	0	0	1	0	0	1	0	0	105	3	2.9	23	5	21.7	131	8	6.1
10TH GRADE FEMALE	1	0	0	2	0	0	0	0	0	95	0	0	25	4	16	123	4	3.3
10TH GRADE TOTAL	2	0	0	3	0	0	1	0	0	200	3	1.5	48	9	18.8	254	12	4.7
11TH GRADE MALE	0	0	0	2	0	0	0	0	0	94	1	1.1	27	3	11.1	123	4	3.3
11TH GRADE FEMALE	0	0	0	2	0	0	0	0	0	89	0	0	7	0	0	98	0	0
11TH GRADE TOTAL	0	0	0	4	0	0	0	0	0	183	1	0.5	34	3	8.8	221	4	1.8
12TH GRADE MALE	0	0	0	5	0	0	1	0	0	98	5	5.1	12	0	0	116	5	4.3
12TH GRADE FEMALE	0	0	0	2	0	0	0	0	0	96	1	1	18	2	11.1	116	3	2.6
12TH GRADE TOTAL	0	0	0	7	0	0	1	0	0	194	6	3.1	30	2	6.7	232	8	3.4
DISTRICT TOTAL MALE	1	0	0	14	0	0	3	0	0	631	10	1.6	138	10	7.2	787	20	2.5
DISTRICT TOTAL FEMALE	4	0	0	11	0	0	1	0	0	554	1	0.2	118	6	5.1	688	7	1
DISTRICT TOTAL	5	0	0	25	0	0	4	0	0	1,185	11	0.9	256	16	6.3	1,475	27	1.8
DISTRICT TOTALS (ALTERNATIVE SCHOOLS ONLY)																		
DISTRICT TOTAL MALE	0	0	0	0	0	0	0	0	0	0	0	0	0	0	0	0	0	0
DISTRICT TOTAL FEMALE	0	0	0	0	0	0	0	0	0	0	0	0	0	0	0	0	0	0
DISTRICT TOTAL	0	0	0	0	0	0	0	0	0	0	0	0	0	0	0	0	0	0
COUNTY	60																	
DISTRICT:	3010	TELLER																
DISTRICT TOTALS (INCLUDING ALTERNATIVE SCHOOLS)		CRIPPLE CREEK-VICTOR RE-1																
7TH GRADE MALE	2	0	0	0	0	0	0	0	0	36	0	0	3	0	0	41	0	0
7TH GRADE FEMALE	1	0	0	0	0	0	0	0	0	25	0	0	2	0	0	28	0	0
7TH GRADE TOTAL	3	0	0	0	0	0	0	0	0	61	0	0	5	0	0	69	0	0
8TH GRADE MALE	2	0	0	0	0	0	0	0	0	16	0	0	3	0	0	21	0	0
8TH GRADE FEMALE	1	0	0	0	0	0	1	0	0	25	0	0	4	0	0	31	0	0
8TH GRADE TOTAL	3	0	0	0	0	0	1	0	0	41	0	0	7	0	0	52	0	0
9TH GRADE MALE	2	0	0	0	0	0	1	0	0	23	0	0	7	1	14.3	33	1	3
9TH GRADE FEMALE	3	0	0	0	0	0	0	0	0	25	0	0	0	0	0	28	0	0
9TH GRADE TOTAL	5	0	0	0	0	0	1	0	0	48	0	0	7	1	14.3	61	1	1.6
10TH GRADE MALE	2	0	0	1	0	0	1	0	0	35	0	0	1	0	0	40	0	0
10TH GRADE FEMALE	1	0	0	0	0	0	1	0	0	28	0	0	1	0	0	31	0	0
10TH GRADE TOTAL	3	0	0	1	0	0	2	0	0	63	0	0	2	0	0	71	0	0
11TH GRADE MALE	1	0	0	0	0	0	0	0	0	23	2	8.7	2	0	0	26	2	7.7
11TH GRADE FEMALE	3	0	0	0	0	0	1	0	0	22	4	18.2	1	0	0	27	4	14.8
11TH GRADE TOTAL	4	0	0	0	0	0	1	0	0	45	6	13.3	3	0	0	53	6	11.3
12TH GRADE MALE	0	0	0	0	0	0	1	1	100	19	2	10.5	2	1	50	22	4	18.2
12TH GRADE FEMALE	0	0	0	0	0	0	0	0	0	21	1	4.8	3	0	0	24	1	4.2
12TH GRADE TOTAL	0	0	0	0	0	0	1	1	100	40	3	7.5	5	1	20	46	5	10.9
DISTRICT TOTAL MALE	9	0	0	1	0	0	3	1	33.3	152	4	2.6	18	2	11.1	183	7	3.8
DISTRICT TOTAL FEMALE	9	0	0	0	0	0	3	0	0	146	5	3.4	11	0	0	169	5	3
DISTRICT TOTAL	18	0	0	1	0	0	6	1	16.7	298	9	3	29	2	6.9	352	12	3.4
DISTRICT TOTALS (EXCLUDING ALTERNATIVE SCHOOLS)																		
7TH GRADE MALE	2	0	0	0	0	0	0	0	0	36	0	0	3	0	0	41	0	0
7TH GRADE FEMALE	1	0	0	0	0	0	0	0	0	25	0	0	2	0	0	28	0	0
7TH GRADE TOTAL	3	0	0	0	0	0	0	0	0	61	0	0	5	0	0	69	0	0
8TH GRADE MALE	2	0	0	0	0	0	0	0	0	16	0	0	3	0	0	21	0	0
8TH GRADE FEMALE	1	0	0	0	0	0	1	0	0	25	0	0	4	0	0	31	0	0
8TH GRADE TOTAL	3	0	0	0	0	0	1	0	0	41	0	0	7	0	0	52	0	0
9TH GRADE MALE	2	0	0	0	0	0	1	0	0	23	0	0	7	1	14.3	33	1	3
9TH GRADE FEMALE	3	0	0	0	0	0	0	0	0	25	0	0	0	0	0	28	0	0
9TH GRADE TOTAL	5	0	0	0	0	0	1	0	0	48	0	0	7	1	14.3	61	1	1.6
10TH GRADE MALE	2	0	0	1	0	0	1	0	0	35	0	0	1	0	0	40	0	0
10TH GRADE FEMALE	1	0	0	0	0	0	1	0	0	28	0	0	1	0	0	31	0	0
10TH GRADE TOTAL	3	0	0	1	0	0	2	0	0	63	0	0	2	0	0	71	0	0



8/17/2006 COLORADO DEPARTMENT OF EDUCATION
2004-2005 STATE DROPOUT COUNTS BY DISTRICT

	AMERICAN INDIAN OR ALASKAN NATIVE	AMERICAN INDIAN OR ALASKAN NATIVE	AMERICAN INDIAN OR ALASKAN NATIVE	ASIAN PACIFIC ISLANDER	ASIAN PACIFIC ISLANDER	ASIAN PACIFIC ISLANDER	BLACK NOT OF HISPANIC ORIGIN	BLACK NOT OF HISPANIC ORIGIN	BLACK NOT OF HISPANIC ORIGIN	WHITE NOT OF HISPANIC ORIGIN	WHITE NOT OF HISPANIC ORIGIN	WHITE NOT OF HISPANIC ORIGIN	HISPANIC	HISPANIC	HISPANIC	TOTALS	TOTALS	TOTALS	
	PUPIL COUNT	DROPOUTS	DROPOUT RATE	PUPIL COUNT	DROPOUTS	DROPOUT RATE	PUPIL COUNT	DROPOUTS	DROPOUT RATE	PUPIL COUNT	DROPOUTS	DROPOUT RATE	PUPIL COUNT	DROPOUTS	DROPOUT RATE	PUPIL COUNT	DROPOUTS	DROPOUT RATE	
11TH GRADE MALE	1	0	0	0	0	0	0	0	0	23	2	8.7	2	0	0	26	2	7.7	
11TH GRADE FEMALE	3	0	0	0	0	0	1	0	0	22	4	18.2	1	0	0	27	4	14.8	
11TH GRADE TOTAL	4	0	0	0	0	0	1	0	0	45	6	13.3	3	0	0	53	6	11.3	
12TH GRADE MALE	0	0	0	0	0	0	1	1	100	19	2	10.5	2	1	50	22	4	18.2	
12TH GRADE FEMALE	0	0	0	0	0	0	0	0	0	21	1	4.8	3	0	0	24	1	4.2	
12TH GRADE TOTAL	0	0	0	0	0	0	1	1	100	40	3	7.5	5	1	20	46	5	10.9	
DISTRICT TOTAL MALE	9	0	0	1	0	0	3	1	33.3	152	4	2.6	18	2	11.1	183	7	3.8	
DISTRICT TOTAL FEMALE	9	0	0	0	0	0	3	0	0	146	5	3.4	11	0	0	169	5	3	
DISTRICT TOTAL	18	0	0	1	0	0	6	1	16.7	298	9	3	29	2	6.9	352	12	3.4	
DISTRICT TOTALS (ALTERNATIVE SCHOOLS ONLY)																			
DISTRICT TOTAL MALE	0	0	0	0	0	0	0	0	0	0	0	0	0	0	0	0	0	0	
DISTRICT TOTAL FEMALE	0	0	0	0	0	0	0	0	0	0	0	0	0	0	0	0	0	0	
DISTRICT TOTAL	0	0	0	0	0	0	0	0	0	0	0	0	0	0	0	0	0	0	
DISTRICT: 3020 WOODLAND PARK RE-2																			
DISTRICT TOTALS (INCLUDING ALTERNATIVE SCHOOLS)																			
7TH GRADE MALE	1	0	0	2	0	0	3	0	0	135	0	0	11	1	9.1	152	1	0.7	
7TH GRADE FEMALE	2	0	0	1	0	0	3	0	0	117	3	2.6	7	0	0	130	3	2.3	
7TH GRADE TOTAL	3	0	0	3	0	0	6	0	0	252	3	1.2	18	1	5.6	282	4	1.4	
8TH GRADE MALE	3	0	0	2	0	0	2	1	50	150	0	0	11	0	0	168	1	0.6	
8TH GRADE FEMALE	1	0	0	0	0	0	2	0	0	141	1	0.7	11	0	0	155	1	0.6	
8TH GRADE TOTAL	4	0	0	2	0	0	4	1	25	291	1	0.3	22	0	0	323	2	0.6	
9TH GRADE MALE	2	1	50	0	0	0	4	0	0	152	8	5.3	10	1	10	168	10	6	
9TH GRADE FEMALE	1	0	0	1	0	0	0	0	0	147	12	8.2	10	3	30	159	15	9.4	
9TH GRADE TOTAL	3	1	33.3	1	0	0	4	0	0	299	20	6.7	20	4	20	327	25	7.6	
10TH GRADE MALE	2	0	0	3	1	33.3	0	0	0	154	12	7.8	12	2	16.7	171	15	8.8	
10TH GRADE FEMALE	6	1	16.7	3	0	0	1	0	0	141	12	8.5	10	0	0	161	13	8.1	
10TH GRADE TOTAL	8	1	12.5	6	1	16.7	1	0	0	295	24	8.1	22	2	9.1	332	28	8.4	
11TH GRADE MALE	2	0	0	1	0	0	1	0	0	128	7	5.5	6	0	0	138	7	5.1	
11TH GRADE FEMALE	1	0	0	1	0	0	1	0	0	129	5	3.9	10	0	0	142	5	3.5	
11TH GRADE TOTAL	3	0	0	2	0	0	2	0	0	257	12	4.7	16	0	0	280	12	4.3	
12TH GRADE MALE	1	0	0	1	0	0	2	0	0	153	12	7.8	11	1	9.1	168	13	7.7	
12TH GRADE FEMALE	0	0	0	1	0	0	1	0	0	115	6	5.2	5	0	0	122	6	4.9	
12TH GRADE TOTAL	1	0	0	2	0	0	3	0	0	268	18	6.7	16	1	6.3	290	19	6.6	
DISTRICT TOTAL MALE	11	1	9.1	9	1	11.1	12	1	8.3	872	39	4.5	61	5	8.2	965	47	4.9	
DISTRICT TOTAL FEMALE	11	1	9.1	7	0	0	8	0	0	790	39	4.9	53	3	5.7	869	43	4.9	
DISTRICT TOTAL	22	2	9.1	16	1	6.3	20	1	5	1,662	78	4.7	114	8	7	1,834	90	4.9	
DISTRICT TOTALS (EXCLUDING ALTERNATIVE SCHOOLS)																			
7TH GRADE MALE	1	0	0	2	0	0	3	0	0	135	0	0	11	1	9.1	152	1	0.7	
7TH GRADE FEMALE	2	0	0	1	0	0	3	0	0	117	3	2.6	7	0	0	130	3	2.3	
7TH GRADE TOTAL	3	0	0	3	0	0	6	0	0	252	3	1.2	18	1	5.6	282	4	1.4	
8TH GRADE MALE	3	0	0	2	0	0	2	1	50	150	0	0	11	0	0	168	1	0.6	
8TH GRADE FEMALE	1	0	0	0	0	0	2	0	0	141	1	0.7	11	0	0	155	1	0.6	
8TH GRADE TOTAL	4	0	0	2	0	0	4	1	25	291	1	0.3	22	0	0	323	2	0.6	
9TH GRADE MALE	2	1	50	0	0	0	4	0	0	152	8	5.3	10	1	10	168	10	6	
9TH GRADE FEMALE	1	0	0	1	0	0	0	0	0	147	12	8.2	10	3	30	159	15	9.4	
9TH GRADE TOTAL	3	1	33.3	1	0	0	4	0	0	299	20	6.7	20	4	20	327	25	7.6	
10TH GRADE MALE	2	0	0	3	1	33.3	0	0	0	154	12	7.8	12	2	16.7	171	15	8.8	
10TH GRADE FEMALE	6	1	16.7	3	0	0	1	0	0	141	12	8.5	10	0	0	161	13	8.1	
10TH GRADE TOTAL	8	1	12.5	6	1	16.7	1	0	0	295	24	8.1	22	2	9.1	332	28	8.4	
11TH GRADE MALE	2	0	0	1	0	0	1	0	0	128	7	5.5	6	0	0	138	7	5.1	
11TH GRADE FEMALE	1	0	0	1	0	0	1	0	0	129	5	3.9	10	0	0	142	5	3.5	
11TH GRADE TOTAL	3	0	0	2	0	0	2	0	0	257	12	4.7	16	0	0	280	12	4.3	
12TH GRADE MALE	1	0	0	1	0	0	2	0	0	153	12	7.8	11	1	9.1	168	13	7.7	




8/17/2006 COLORADO DEPARTMENT OF EDUCATION
2004-2005 STATE DROPOUT COUNTS BY DISTRICT

	AMERICAN INDIAN OR ALASKAN NATIVE	AMERICAN INDIAN OR ALASKAN NATIVE	AMERICAN INDIAN OR ALASKAN NATIVE	ASIAN PACIFIC ISLANDER	ASIAN PACIFIC ISLANDER	ASIAN PACIFIC ISLANDER	BLACK NOT OF HISPANIC ORIGIN	BLACK NOT OF HISPANIC ORIGIN	BLACK NOT OF HISPANIC ORIGIN	WHITE NOT OF HISPANIC ORIGIN	WHITE NOT OF HISPANIC ORIGIN	WHITE NOT OF HISPANIC ORIGIN	HISPANIC	HISPANIC	HISPANIC	TOTALS	TOTALS	TOTALS
	PUPIL COUNT	DROPOUTS	DROPOUT RATE	PUPIL COUNT	DROPOUTS	DROPOUT RATE	PUPIL COUNT	DROPOUTS	DROPOUT RATE	PUPIL COUNT	DROPOUTS	DROPOUT RATE	PUPIL COUNT	DROPOUTS	DROPOUT RATE	PUPIL COUNT	DROPOUTS	DROPOUT RATE
12TH GRADE FEMALE	0	0	0	1	0	0	1	0	0	115	6	5.2	5	0	0	122	6	4.9
12TH GRADE TOTAL	1	0	0	2	0	0	3	0	0	268	18	6.7	16	1	6.3	290	19	6.6
DISTRICT TOTAL MALE	11	1	9.1	9	1	11.1	12	1	8.3	872	39	4.5	61	5	8.2	965	47	4.9
DISTRICT TOTAL FEMALE	11	1	9.1	7	0	0	8	0	0	790	39	4.9	53	3	5.7	869	43	4.9
DISTRICT TOTAL	22	2	9.1	16	1	6.3	20	1	5	1,662	78	4.7	114	8	7	1,834	90	4.9
DISTRICT TOTALS (ALTERNATIVE SCHOOLS ONLY)																		
DISTRICT TOTAL MALE	0	0	0	0	0	0	0	0	0	0	0	0	0	0	0	0	0	0
DISTRICT TOTAL FEMALE	0	0	0	0	0	0	0	0	0	0	0	0	0	0	0	0	0	0
DISTRICT TOTAL	0	0	0	0	0	0	0	0	0	0	0	0	0	0	0	0	0	0
COUNTY	61	WASHINGTON																
DISTRICT:	3030	AKRON R-1																
DISTRICT TOTALS (INCLUDING ALTERNATIVE SCHOOLS)																		
7TH GRADE MALE	0	0	0	0	0	0	0	0	0	10	0	0	1	0	0	11	0	0
7TH GRADE FEMALE	0	0	0	0	0	0	0	0	0	12	0	0	3	0	0	15	0	0
7TH GRADE TOTAL	0	0	0	0	0	0	0	0	0	22	0	0	4	0	0	26	0	0
8TH GRADE MALE	0	0	0	0	0	0	0	0	0	14	0	0	7	0	0	21	0	0
8TH GRADE FEMALE	0	0	0	0	0	0	0	0	0	20	0	0	3	0	0	23	0	0
8TH GRADE TOTAL	0	0	0	0	0	0	0	0	0	34	0	0	10	0	0	44	0	0
9TH GRADE MALE	0	0	0	0	0	0	0	0	0	22	1	4.5	3	0	0	25	1	4
9TH GRADE FEMALE	0	0	0	0	0	0	0	0	0	14	0	0	1	0	0	15	0	0
9TH GRADE TOTAL	0	0	0	0	0	0	0	0	0	36	1	2.8	4	0	0	40	1	2.5
10TH GRADE MALE	0	0	0	1	0	0	0	0	0	13	0	0	4	0	0	18	0	0
10TH GRADE FEMALE	0	0	0	2	0	0	0	0	0	14	0	0	2	0	0	18	0	0
10TH GRADE TOTAL	0	0	0	3	0	0	0	0	0	27	0	0	6	0	0	36	0	0
11TH GRADE MALE	0	0	0	0	0	0	0	0	0	19	1	5.3	0	0	0	19	1	5.3
11TH GRADE FEMALE	0	0	0	0	0	0	0	0	0	17	1	5.9	3	0	0	20	1	5
11TH GRADE TOTAL	0	0	0	0	0	0	0	0	0	36	2	5.6	3	0	0	39	2	5.1
12TH GRADE MALE	0	0	0	0	0	0	0	0	0	18	0	0	1	0	0	19	0	0
12TH GRADE FEMALE	0	0	0	0	0	0	0	0	0	16	0	0	1	0	0	17	0	0
12TH GRADE TOTAL	0	0	0	0	0	0	0	0	0	34	0	0	2	0	0	36	0	0
DISTRICT TOTAL MALE	0	0	0	1	0	0	0	0	0	96	2	2.1	16	0	0	113	2	1.8
DISTRICT TOTAL FEMALE	0	0	0	2	0	0	0	0	0	93	1	1.1	13	0	0	108	1	0.9
DISTRICT TOTAL	0	0	0	3	0	0	0	0	0	189	3	1.6	29	0	0	221	3	1.4
DISTRICT TOTALS (EXCLUDING ALTERNATIVE SCHOOLS)																		
7TH GRADE MALE	0	0	0	0	0	0	0	0	0	10	0	0	1	0	0	11	0	0
7TH GRADE FEMALE	0	0	0	0	0	0	0	0	0	12	0	0	3	0	0	15	0	0
7TH GRADE TOTAL	0	0	0	0	0	0	0	0	0	22	0	0	4	0	0	26	0	0
8TH GRADE MALE	0	0	0	0	0	0	0	0	0	14	0	0	7	0	0	21	0	0
8TH GRADE FEMALE	0	0	0	0	0	0	0	0	0	20	0	0	3	0	0	23	0	0
8TH GRADE TOTAL	0	0	0	0	0	0	0	0	0	34	0	0	10	0	0	44	0	0
9TH GRADE MALE	0	0	0	0	0	0	0	0	0	22	1	4.5	3	0	0	25	1	4
9TH GRADE FEMALE	0	0	0	0	0	0	0	0	0	14	0	0	1	0	0	15	0	0
9TH GRADE TOTAL	0	0	0	0	0	0	0	0	0	36	1	2.8	4	0	0	40	1	2.5
10TH GRADE MALE	0	0	0	1	0	0	0	0	0	13	0	0	4	0	0	18	0	0
10TH GRADE FEMALE	0	0	0	2	0	0	0	0	0	14	0	0	2	0	0	18	0	0
10TH GRADE TOTAL	0	0	0	3	0	0	0	0	0	27	0	0	6	0	0	36	0	0
11TH GRADE MALE	0	0	0	0	0	0	0	0	0	19	1	5.3	0	0	0	19	1	5.3
11TH GRADE FEMALE	0	0	0	0	0	0	0	0	0	17	1	5.9	3	0	0	20	1	5
11TH GRADE TOTAL	0	0	0	0	0	0	0	0	0	36	2	5.6	3	0	0	39	2	5.1
12TH GRADE MALE	0	0	0	0	0	0	0	0	0	18	0	0	1	0	0	19	0	0
12TH GRADE FEMALE	0	0	0	0	0	0	0	0	0	16	0	0	1	0	0	17	0	0
12TH GRADE TOTAL	0	0	0	0	0	0	0	0	0	34	0	0	2	0	0	36	0	0
DISTRICT TOTAL MALE	0	0	0	1	0	0	0	0	0	96	2	2.1	16	0	0	113	2	1.8


8/17/2006 COLORADO DEPARTMENT OF EDUCATION
2004-2005 STATE DROPOUT COUNTS BY DISTRICT

	AMERICAN INDIAN OR ALASKAN NATIVE	AMERICAN INDIAN OR ALASKAN NATIVE	AMERICAN INDIAN OR ALASKAN NATIVE	ASIAN PACIFIC ISLANDER	ASIAN PACIFIC ISLANDER	ASIAN PACIFIC ISLANDER	BLACK NOT OF HISPANIC ORIGIN	BLACK NOT OF HISPANIC ORIGIN	BLACK NOT OF HISPANIC ORIGIN	WHITE NOT OF HISPANIC ORIGIN	WHITE NOT OF HISPANIC ORIGIN	WHITE NOT OF HISPANIC ORIGIN	HISPANIC	HISPANIC	HISPANIC	TOTALS	TOTALS	TOTALS
	PUPIL COUNT	DROPOUTS	DROPOUT RATE	PUPIL COUNT	DROPOUTS	DROPOUT RATE	PUPIL COUNT	DROPOUTS	DROPOUT RATE	PUPIL COUNT	DROPOUTS	DROPOUT RATE	PUPIL COUNT	DROPOUTS	DROPOUT RATE	PUPIL COUNT	DROPOUTS	DROPOUT RATE
DISTRICT TOTAL FEMALE	0	0	0	2	0	0	0	0	0	93	1	1.1	13	0	0	108	1	0.9
DISTRICT TOTAL	0	0	0	3	0	0	0	0	0	189	3	1.6	29	0	0	221	3	1.4
DISTRICT TOTALS (ALTERNATIVE SCHOOLS ONLY)																		
DISTRICT TOTAL MALE	0	0	0	0	0	0	0	0	0	0	0	0	0	0	0	0	0	0
DISTRICT TOTAL FEMALE	0	0	0	0	0	0	0	0	0	0	0	0	0	0	0	0	0	0
DISTRICT TOTAL	0	0	0	0	0	0	0	0	0	0	0	0	0	0	0	0	0	0
DISTRICT:	3040	ARICKAREE R-2																
DISTRICT TOTALS (INCLUDING ALTERNATIVE SCHOOLS)																		
7TH GRADE MALE	0	0	0	0	0	0	0	0	0	4	0	0	0	0	0	4	0	0
7TH GRADE FEMALE	0	0	0	0	0	0	0	0	0	3	0	0	0	0	0	3	0	0
7TH GRADE TOTAL	0	0	0	0	0	0	0	0	0	7	0	0	0	0	0	7	0	0
8TH GRADE MALE	0	0	0	0	0	0	0	0	0	5	0	0	1	0	0	6	0	0
8TH GRADE FEMALE	0	0	0	0	0	0	1	0	0	3	0	0	1	0	0	5	0	0
8TH GRADE TOTAL	0	0	0	0	0	0	1	0	0	8	0	0	2	0	0	11	0	0
9TH GRADE MALE	0	0	0	0	0	0	0	0	0	5	0	0	0	0	0	5	0	0
9TH GRADE FEMALE	0	0	0	0	0	0	0	0	0	0	0	0	0	0	0	0	0	0
9TH GRADE TOTAL	0	0	0	0	0	0	0	0	0	5	0	0	0	0	0	5	0	0
10TH GRADE MALE	0	0	0	0	0	0	0	0	0	5	0	0	0	0	0	5	0	0
10TH GRADE FEMALE	0	0	0	0	0	0	0	0	0	6	0	0	0	0	0	6	0	0
10TH GRADE TOTAL	0	0	0	0	0	0	0	0	0	11	0	0	0	0	0	11	0	0
11TH GRADE MALE	0	0	0	1	0	0	1	0	0	2	0	0	0	0	0	4	0	0
11TH GRADE FEMALE	0	0	0	0	0	0	0	0	0	2	0	0	0	0	0	2	0	0
11TH GRADE TOTAL	0	0	0	1	0	0	1	0	0	4	0	0	0	0	0	6	0	0
12TH GRADE MALE	0	0	0	0	0	0	0	0	0	4	0	0	0	0	0	4	0	0
12TH GRADE FEMALE	0	0	0	0	0	0	0	0	0	2	0	0	0	0	0	2	0	0
12TH GRADE TOTAL	0	0	0	0	0	0	0	0	0	6	0	0	0	0	0	6	0	0
DISTRICT TOTAL MALE	0	0	0	1	0	0	1	0	0	25	0	0	1	0	0	28	0	0
DISTRICT TOTAL FEMALE	0	0	0	0	0	0	1	0	0	16	0	0	1	0	0	18	0	0
DISTRICT TOTAL	0	0	0	1	0	0	2	0	0	41	0	0	2	0	0	46	0	0
DISTRICT TOTALS (EXCLUDING ALTERNATIVE SCHOOLS)																		
7TH GRADE MALE	0	0	0	0	0	0	0	0	0	4	0	0	0	0	0	4	0	0
7TH GRADE FEMALE	0	0	0	0	0	0	0	0	0	3	0	0	0	0	0	3	0	0
7TH GRADE TOTAL	0	0	0	0	0	0	0	0	0	7	0	0	0	0	0	7	0	0
8TH GRADE MALE	0	0	0	0	0	0	0	0	0	5	0	0	1	0	0	6	0	0
8TH GRADE FEMALE	0	0	0	0	0	0	1	0	0	3	0	0	1	0	0	5	0	0
8TH GRADE TOTAL	0	0	0	0	0	0	1	0	0	8	0	0	2	0	0	11	0	0
9TH GRADE MALE	0	0	0	0	0	0	0	0	0	5	0	0	0	0	0	5	0	0
9TH GRADE FEMALE	0	0	0	0	0	0	0	0	0	0	0	0	0	0	0	0	0	0
9TH GRADE TOTAL	0	0	0	0	0	0	0	0	0	5	0	0	0	0	0	5	0	0
10TH GRADE MALE	0	0	0	0	0	0	0	0	0	5	0	0	0	0	0	5	0	0
10TH GRADE FEMALE	0	0	0	0	0	0	0	0	0	6	0	0	0	0	0	6	0	0
10TH GRADE TOTAL	0	0	0	0	0	0	0	0	0	11	0	0	0	0	0	11	0	0
11TH GRADE MALE	0	0	0	1	0	0	1	0	0	2	0	0	0	0	0	4	0	0
11TH GRADE FEMALE	0	0	0	0	0	0	0	0	0	2	0	0	0	0	0	2	0	0
11TH GRADE TOTAL	0	0	0	1	0	0	1	0	0	4	0	0	0	0	0	6	0	0
12TH GRADE MALE	0	0	0	0	0	0	0	0	0	4	0	0	0	0	0	4	0	0
12TH GRADE FEMALE	0	0	0	0	0	0	0	0	0	2	0	0	0	0	0	2	0	0
12TH GRADE TOTAL	0	0	0	0	0	0	0	0	0	6	0	0	0	0	0	6	0	0
DISTRICT TOTAL MALE	0	0	0	1	0	0	1	0	0	25	0	0	1	0	0	28	0	0
DISTRICT TOTAL FEMALE	0	0	0	0	0	0	1	0	0	16	0	0	1	0	0	18	0	0
DISTRICT TOTAL	0	0	0	1	0	0	2	0	0	41	0	0	2	0	0	46	0	0
DISTRICT TOTALS (ALTERNATIVE SCHOOLS ONLY)																		
DISTRICT TOTAL MALE	0	0	0	0	0	0	0	0	0	0	0	0	0	0	0	0	0	0



8/17/2006 COLORADO DEPARTMENT OF EDUCATION
2004-2005 STATE DROPOUT COUNTS BY DISTRICT

	AMERICAN INDIAN OR ALASKAN NATIVE	AMERICAN INDIAN OR ALASKAN NATIVE	AMERICAN INDIAN OR ALASKAN NATIVE	ASIAN PACIFIC ISLANDER	ASIAN PACIFIC ISLANDER	ASIAN PACIFIC ISLANDER	BLACK NOT OF HISPANIC ORIGIN	BLACK NOT OF HISPANIC ORIGIN	BLACK NOT OF HISPANIC ORIGIN	WHITE NOT OF HISPANIC ORIGIN	WHITE NOT OF HISPANIC ORIGIN	WHITE NOT OF HISPANIC ORIGIN	HISPANIC	HISPANIC	HISPANIC	TOTALS	TOTALS	TOTALS
	PUPIL COUNT	DROPOUTS	DROPOUT RATE	PUPIL COUNT	DROPOUTS	DROPOUT RATE	PUPIL COUNT	DROPOUTS	DROPOUT RATE	PUPIL COUNT	DROPOUTS	DROPOUT RATE	PUPIL COUNT	DROPOUTS	DROPOUT RATE	PUPIL COUNT	DROPOUTS	DROPOUT RATE
DISTRICT TOTAL FEMALE	0	0	0	0	0	0	0	0	0	0	0	0	0	0	0	0	0	0
DISTRICT TOTAL	0	0	0	0	0	0	0	0	0	0	0	0	0	0	0	0	0	0
DISTRICT: 3050 OTIS R-3																		
DISTRICT TOTALS (INCLUDING ALTERNATIVE SCHOOLS)																		
7TH GRADE MALE	0	0	0	0	0	0	0	0	0	8	0	0	1	0	0	9	0	0
7TH GRADE FEMALE	0	0	0	0	0	0	0	0	0	5	0	0	1	0	0	6	0	0
7TH GRADE TOTAL	0	0	0	0	0	0	0	0	0	13	0	0	2	0	0	15	0	0
8TH GRADE MALE	0	0	0	0	0	0	0	0	0	9	0	0	0	0	0	9	0	0
8TH GRADE FEMALE	0	0	0	0	0	0	0	0	0	3	0	0	0	0	0	3	0	0
8TH GRADE TOTAL	0	0	0	0	0	0	0	0	0	12	0	0	0	0	0	12	0	0
9TH GRADE MALE	0	0	0	0	0	0	0	0	0	5	0	0	0	0	0	5	0	0
9TH GRADE FEMALE	0	0	0	0	0	0	0	0	0	10	1	10	1	0	0	11	1	9.1
9TH GRADE TOTAL	0	0	0	0	0	0	0	0	0	15	1	6.7	1	0	0	16	1	6.3
10TH GRADE MALE	0	0	0	0	0	0	0	0	0	8	0	0	0	0	0	8	0	0
10TH GRADE FEMALE	0	0	0	0	0	0	0	0	0	5	0	0	1	0	0	6	0	0
10TH GRADE TOTAL	0	0	0	0	0	0	0	0	0	13	0	0	1	0	0	14	0	0
11TH GRADE MALE	0	0	0	0	0	0	0	0	0	5	1	20	0	0	0	5	1	20
11TH GRADE FEMALE	0	0	0	0	0	0	0	0	0	8	0	0	0	0	0	8	0	0
11TH GRADE TOTAL	0	0	0	0	0	0	0	0	0	13	1	7.7	0	0	0	13	1	7.7
12TH GRADE MALE	0	0	0	0	0	0	0	0	0	5	0	0	0	0	0	5	0	0
12TH GRADE FEMALE	0	0	0	0	0	0	0	0	0	5	0	0	0	0	0	5	0	0
12TH GRADE TOTAL	0	0	0	0	0	0	0	0	0	10	0	0	0	0	0	10	0	0
DISTRICT TOTAL MALE	0	0	0	0	0	0	0	0	0	40	1	2.5	1	0	0	41	1	2.4
DISTRICT TOTAL FEMALE	0	0	0	0	0	0	0	0	0	36	1	2.8	3	0	0	39	1	2.6
DISTRICT TOTAL	0	0	0	0	0	0	0	0	0	76	2	2.6	4	0	0	80	2	2.5
DISTRICT TOTALS (EXCLUDING ALTERNATIVE SCHOOLS)																		
7TH GRADE MALE	0	0	0	0	0	0	0	0	0	8	0	0	1	0	0	9	0	0
7TH GRADE FEMALE	0	0	0	0	0	0	0	0	0	5	0	0	1	0	0	6	0	0
7TH GRADE TOTAL	0	0	0	0	0	0	0	0	0	13	0	0	2	0	0	15	0	0
8TH GRADE MALE	0	0	0	0	0	0	0	0	0	9	0	0	0	0	0	9	0	0
8TH GRADE FEMALE	0	0	0	0	0	0	0	0	0	3	0	0	0	0	0	3	0	0
8TH GRADE TOTAL	0	0	0	0	0	0	0	0	0	12	0	0	0	0	0	12	0	0
9TH GRADE MALE	0	0	0	0	0	0	0	0	0	5	0	0	0	0	0	5	0	0
9TH GRADE FEMALE	0	0	0	0	0	0	0	0	0	10	1	10	1	0	0	11	1	9.1
9TH GRADE TOTAL	0	0	0	0	0	0	0	0	0	15	1	6.7	1	0	0	16	1	6.3
10TH GRADE MALE	0	0	0	0	0	0	0	0	0	8	0	0	0	0	0	8	0	0
10TH GRADE FEMALE	0	0	0	0	0	0	0	0	0	5	0	0	1	0	0	6	0	0
10TH GRADE TOTAL	0	0	0	0	0	0	0	0	0	13	0	0	1	0	0	14	0	0
11TH GRADE MALE	0	0	0	0	0	0	0	0	0	5	1	20	0	0	0	5	1	20
11TH GRADE FEMALE	0	0	0	0	0	0	0	0	0	8	0	0	0	0	0	8	0	0
11TH GRADE TOTAL	0	0	0	0	0	0	0	0	0	13	1	7.7	0	0	0	13	1	7.7
12TH GRADE MALE	0	0	0	0	0	0	0	0	0	5	0	0	0	0	0	5	0	0
12TH GRADE FEMALE	0	0	0	0	0	0	0	0	0	5	0	0	0	0	0	5	0	0
12TH GRADE TOTAL	0	0	0	0	0	0	0	0	0	10	0	0	0	0	0	10	0	0
DISTRICT TOTAL MALE	0	0	0	0	0	0	0	0	0	40	1	2.5	1	0	0	41	1	2.4
DISTRICT TOTAL FEMALE	0	0	0	0	0	0	0	0	0	36	1	2.8	3	0	0	39	1	2.6
DISTRICT TOTAL	0	0	0	0	0	0	0	0	0	76	2	2.6	4	0	0	80	2	2.5
DISTRICT TOTALS (ALTERNATIVE SCHOOLS ONLY)																		
DISTRICT TOTAL MALE	0	0	0	0	0	0	0	0	0	0	0	0	0	0	0	0	0	0
DISTRICT TOTAL FEMALE	0	0	0	0	0	0	0	0	0	0	0	0	0	0	0	0	0	0
DISTRICT TOTAL	0	0	0	0	0	0	0	0	0	0	0	0	0	0	0	0	0	0
DISTRICT: 3060 LONE STAR 101																		
DISTRICT TOTALS (INCLUDING ALTERNATIVE SCHOOLS)																		




8/17/2006 COLORADO DEPARTMENT OF EDUCATION
2004-2005 STATE DROPOUT COUNTS BY DISTRICT

	AMERICAN INDIAN OR ALASKAN NATIVE	AMERICAN INDIAN OR ALASKAN NATIVE	AMERICAN INDIAN OR ALASKAN NATIVE	ASIAN PACIFIC ISLANDER	ASIAN PACIFIC ISLANDER	ASIAN PACIFIC ISLANDER	BLACK NOT OF HISPANIC ORIGIN	BLACK NOT OF HISPANIC ORIGIN	BLACK NOT OF HISPANIC ORIGIN	WHITE NOT OF HISPANIC ORIGIN	WHITE NOT OF HISPANIC ORIGIN	WHITE NOT OF HISPANIC ORIGIN	HISPANIC	HISPANIC	HISPANIC	TOTALS	TOTALS	TOTALS	
	PUPIL COUNT	DROPOUTS	DROPOUT RATE	PUPIL COUNT	DROPOUTS	DROPOUT RATE	PUPIL COUNT	DROPOUTS	DROPOUT RATE	PUPIL COUNT	DROPOUTS	DROPOUT RATE	PUPIL COUNT	DROPOUTS	DROPOUT RATE	PUPIL COUNT	DROPOUTS	DROPOUT RATE	
7TH GRADE MALE	0	0	0	0	0	0	0	0	0	10	0	0	0	0	0	10	0	0	
7TH GRADE FEMALE	0	0	0	0	0	0	0	0	0	1	0	0	0	0	0	1	0	0	
7TH GRADE TOTAL	0	0	0	0	0	0	0	0	0	11	0	0	0	0	0	11	0	0	
8TH GRADE MALE	0	0	0	0	0	0	0	0	0	5	0	0	1	0	0	6	0	0	
8TH GRADE FEMALE	0	0	0	0	0	0	0	0	0	3	0	0	2	0	0	5	0	0	
8TH GRADE TOTAL	0	0	0	0	0	0	0	0	0	8	0	0	3	0	0	11	0	0	
9TH GRADE MALE	0	0	0	0	0	0	0	0	0	6	0	0	0	0	0	6	0	0	
9TH GRADE FEMALE	0	0	0	0	0	0	0	0	0	5	0	0	1	0	0	6	0	0	
9TH GRADE TOTAL	0	0	0	0	0	0	0	0	0	11	0	0	1	0	0	12	0	0	
10TH GRADE MALE	0	0	0	0	0	0	0	0	0	2	0	0	3	0	0	5	0	0	
10TH GRADE FEMALE	0	0	0	0	0	0	0	0	0	2	0	0	0	0	0	2	0	0	
10TH GRADE TOTAL	0	0	0	0	0	0	0	0	0	4	0	0	3	0	0	7	0	0	
11TH GRADE MALE	0	0	0	0	0	0	0	0	0	3	0	0	0	0	0	3	0	0	
11TH GRADE FEMALE	0	0	0	0	0	0	0	0	0	5	0	0	0	0	0	5	0	0	
11TH GRADE TOTAL	0	0	0	0	0	0	0	0	0	8	0	0	0	0	0	8	0	0	
12TH GRADE MALE	0	0	0	1	0	0	0	0	0	3	0	0	2	0	0	6	0	0	
12TH GRADE FEMALE	0	0	0	0	0	0	0	0	0	5	0	0	0	0	0	5	0	0	
12TH GRADE TOTAL	0	0	0	1	0	0	0	0	0	8	0	0	2	0	0	11	0	0	
DISTRICT TOTAL MALE	0	0	0	1	0	0	0	0	0	29	0	0	6	0	0	36	0	0	
DISTRICT TOTAL FEMALE	0	0	0	0	0	0	0	0	0	21	0	0	3	0	0	24	0	0	
DISTRICT TOTAL	0	0	0	1	0	0	0	0	0	50	0	0	9	0	0	60	0	0	
DISTRICT TOTALS (EXCLUDING ALTERNATIVE SCHOOLS)																			
7TH GRADE MALE	0	0	0	0	0	0	0	0	0	10	0	0	0	0	0	10	0	0	
7TH GRADE FEMALE	0	0	0	0	0	0	0	0	0	1	0	0	0	0	0	1	0	0	
7TH GRADE TOTAL	0	0	0	0	0	0	0	0	0	11	0	0	0	0	0	11	0	0	
8TH GRADE MALE	0	0	0	0	0	0	0	0	0	5	0	0	1	0	0	6	0	0	
8TH GRADE FEMALE	0	0	0	0	0	0	0	0	0	3	0	0	2	0	0	5	0	0	
8TH GRADE TOTAL	0	0	0	0	0	0	0	0	0	8	0	0	3	0	0	11	0	0	
9TH GRADE MALE	0	0	0	0	0	0	0	0	0	6	0	0	0	0	0	6	0	0	
9TH GRADE FEMALE	0	0	0	0	0	0	0	0	0	5	0	0	1	0	0	6	0	0	
9TH GRADE TOTAL	0	0	0	0	0	0	0	0	0	11	0	0	1	0	0	12	0	0	
10TH GRADE MALE	0	0	0	0	0	0	0	0	0	2	0	0	3	0	0	5	0	0	
10TH GRADE FEMALE	0	0	0	0	0	0	0	0	0	2	0	0	0	0	0	2	0	0	
10TH GRADE TOTAL	0	0	0	0	0	0	0	0	0	4	0	0	3	0	0	7	0	0	
11TH GRADE MALE	0	0	0	0	0	0	0	0	0	3	0	0	0	0	0	3	0	0	
11TH GRADE FEMALE	0	0	0	0	0	0	0	0	0	5	0	0	0	0	0	5	0	0	
11TH GRADE TOTAL	0	0	0	0	0	0	0	0	0	8	0	0	0	0	0	8	0	0	
12TH GRADE MALE	0	0	0	1	0	0	0	0	0	3	0	0	2	0	0	6	0	0	
12TH GRADE FEMALE	0	0	0	0	0	0	0	0	0	5	0	0	0	0	0	5	0	0	
12TH GRADE TOTAL	0	0	0	1	0	0	0	0	0	8	0	0	2	0	0	11	0	0	
DISTRICT TOTAL MALE	0	0	0	1	0	0	0	0	0	29	0	0	6	0	0	36	0	0	
DISTRICT TOTAL FEMALE	0	0	0	0	0	0	0	0	0	21	0	0	3	0	0	24	0	0	
DISTRICT TOTAL	0	0	0	1	0	0	0	0	0	50	0	0	9	0	0	60	0	0	
DISTRICT TOTALS (ALTERNATIVE SCHOOLS ONLY)																			
DISTRICT TOTAL MALE	0	0	0	0	0	0	0	0	0	0	0	0	0	0	0	0	0	0	
DISTRICT TOTAL FEMALE	0	0	0	0	0	0	0	0	0	0	0	0	0	0	0	0	0	0	
DISTRICT TOTAL	0	0	0	0	0	0	0	0	0	0	0	0	0	0	0	0	0	0	
DISTRICT: 3070 WOODLIN R-104																			
DISTRICT TOTALS (INCLUDING ALTERNATIVE SCHOOLS)																			
7TH GRADE MALE	0	0	0	0	0	0	0	0	0	3	0	0	0	0	0	3	0	0	
7TH GRADE FEMALE	0	0	0	0	0	0	0	0	0	6	0	0	2	0	0	8	0	0	
7TH GRADE TOTAL	0	0	0	0	0	0	0	0	0	9	0	0	2	0	0	11	0	0	
8TH GRADE MALE	0	0	0	0	0	0	0	0	0	2	0	0	2	0	0	4	0	0	

8/17/2006 COLORADO DEPARTMENT OF EDUCATION
2004-2005 STATE DROPOUT COUNTS BY DISTRICT

	AMERICAN INDIAN OR ALASKAN NATIVE	AMERICAN INDIAN OR ALASKAN NATIVE	AMERICAN INDIAN OR ALASKAN NATIVE	ASIAN PACIFIC ISLANDER	ASIAN PACIFIC ISLANDER	ASIAN PACIFIC ISLANDER	BLACK NOT OF HISPANIC ORIGIN	BLACK NOT OF HISPANIC ORIGIN	BLACK NOT OF HISPANIC ORIGIN	WHITE NOT OF HISPANIC ORIGIN	WHITE NOT OF HISPANIC ORIGIN	WHITE NOT OF HISPANIC ORIGIN	HISPANIC	HISPANIC	HISPANIC	TOTALS	TOTALS	TOTALS
	PUPIL COUNT	DROPOUTS	DROPOUT RATE	PUPIL COUNT	DROPOUTS	DROPOUT RATE	PUPIL COUNT	DROPOUTS	DROPOUT RATE	PUPIL COUNT	DROPOUTS	DROPOUT RATE	PUPIL COUNT	DROPOUTS	DROPOUT RATE	PUPIL COUNT	DROPOUTS	DROPOUT RATE
8TH GRADE FEMALE	0	0	0	0	0	0	0	0	0	4	0	0	0	0	0	4	0	0
8TH GRADE TOTAL	0	0	0	0	0	0	0	0	0	6	0	0	2	0	0	8	0	0
9TH GRADE MALE	0	0	0	0	0	0	0	0	0	8	0	0	0	0	0	8	0	0
9TH GRADE FEMALE	0	0	0	0	0	0	0	0	0	3	0	0	1	0	0	4	0	0
9TH GRADE TOTAL	0	0	0	0	0	0	0	0	0	11	0	0	1	0	0	12	0	0
10TH GRADE MALE	0	0	0	0	0	0	0	0	0	6	0	0	0	0	0	6	0	0
10TH GRADE FEMALE	0	0	0	0	0	0	0	0	0	2	0	0	0	0	0	2	0	0
10TH GRADE TOTAL	0	0	0	0	0	0	0	0	0	8	0	0	0	0	0	8	0	0
11TH GRADE MALE	0	0	0	0	0	0	0	0	0	4	0	0	0	0	0	4	0	0
11TH GRADE FEMALE	0	0	0	0	0	0	0	0	0	3	0	0	0	0	0	3	0	0
11TH GRADE TOTAL	0	0	0	0	0	0	0	0	0	7	0	0	0	0	0	7	0	0
12TH GRADE MALE	0	0	0	0	0	0	0	0	0	4	0	0	0	0	0	4	0	0
12TH GRADE FEMALE	0	0	0	0	0	0	0	0	0	8	0	0	0	0	0	8	0	0
12TH GRADE TOTAL	0	0	0	0	0	0	0	0	0	12	0	0	0	0	0	12	0	0
DISTRICT TOTAL MALE	0	0	0	0	0	0	0	0	0	27	0	0	2	0	0	29	0	0
DISTRICT TOTAL FEMALE	0	0	0	0	0	0	0	0	0	26	0	0	3	0	0	29	0	0
DISTRICT TOTAL	0	0	0	0	0	0	0	0	0	53	0	0	5	0	0	58	0	0
DISTRICT TOTALS (EXCLUDING ALTERNATIVE SCHOOLS)																		
7TH GRADE MALE	0	0	0	0	0	0	0	0	0	3	0	0	0	0	0	3	0	0
7TH GRADE FEMALE	0	0	0	0	0	0	0	0	0	6	0	0	2	0	0	8	0	0
7TH GRADE TOTAL	0	0	0	0	0	0	0	0	0	9	0	0	2	0	0	11	0	0
8TH GRADE MALE	0	0	0	0	0	0	0	0	0	2	0	0	2	0	0	4	0	0
8TH GRADE FEMALE	0	0	0	0	0	0	0	0	0	4	0	0	0	0	0	4	0	0
8TH GRADE TOTAL	0	0	0	0	0	0	0	0	0	6	0	0	2	0	0	8	0	0
9TH GRADE MALE	0	0	0	0	0	0	0	0	0	8	0	0	0	0	0	8	0	0
9TH GRADE FEMALE	0	0	0	0	0	0	0	0	0	3	0	0	1	0	0	4	0	0
9TH GRADE TOTAL	0	0	0	0	0	0	0	0	0	11	0	0	1	0	0	12	0	0
10TH GRADE MALE	0	0	0	0	0	0	0	0	0	6	0	0	0	0	0	6	0	0
10TH GRADE FEMALE	0	0	0	0	0	0	0	0	0	2	0	0	0	0	0	2	0	0
10TH GRADE TOTAL	0	0	0	0	0	0	0	0	0	8	0	0	0	0	0	8	0	0
11TH GRADE MALE	0	0	0	0	0	0	0	0	0	4	0	0	0	0	0	4	0	0
11TH GRADE FEMALE	0	0	0	0	0	0	0	0	0	3	0	0	0	0	0	3	0	0
11TH GRADE TOTAL	0	0	0	0	0	0	0	0	0	7	0	0	0	0	0	7	0	0
12TH GRADE MALE	0	0	0	0	0	0	0	0	0	4	0	0	0	0	0	4	0	0
12TH GRADE FEMALE	0	0	0	0	0	0	0	0	0	8	0	0	0	0	0	8	0	0
12TH GRADE TOTAL	0	0	0	0	0	0	0	0	0	12	0	0	0	0	0	12	0	0
DISTRICT TOTAL MALE	0	0	0	0	0	0	0	0	0	27	0	0	2	0	0	29	0	0
DISTRICT TOTAL FEMALE	0	0	0	0	0	0	0	0	0	26	0	0	3	0	0	29	0	0
DISTRICT TOTAL	0	0	0	0	0	0	0	0	0	53	0	0	5	0	0	58	0	0
DISTRICT TOTALS (ALTERNATIVE SCHOOLS ONLY)																		
DISTRICT TOTAL MALE	0	0	0	0	0	0	0	0	0	0	0	0	0	0	0	0	0	0
DISTRICT TOTAL FEMALE	0	0	0	0	0	0	0	0	0	0	0	0	0	0	0	0	0	0
DISTRICT TOTAL	0	0	0	0	0	0	0	0	0	0	0	0	0	0	0	0	0	0
COUNTY	62	WELD																
DISTRICT:	3080	WELD COUNTY RE-1																
DISTRICT TOTALS (INCLUDING ALTERNATIVE SCHOOLS)																		
7TH GRADE MALE	1	0	0	0	0	0	0	0	0	42	0	0	42	0	0	85	0	0
7TH GRADE FEMALE	1	0	0	1	0	0	0	0	0	52	1	1.9	46	1	2.2	100	2	2
7TH GRADE TOTAL	2	0	0	1	0	0	0	0	0	94	1	1.1	88	1	1.1	185	2	1.1
8TH GRADE MALE	0	0	0	0	0	0	2	0	0	41	0	0	52	2	3.8	95	2	2.1
8TH GRADE FEMALE	0	0	0	2	0	0	0	0	0	52	0	0	43	1	2.3	97	1	1
8TH GRADE TOTAL	0	0	0	2	0	0	2	0	0	93	0	0	95	3	3.2	192	3	1.6
9TH GRADE MALE	0	0	0	0	0	0	0	0	0	43	0	0	56	0	0	99	0	0



8/17/2006 COLORADO DEPARTMENT OF EDUCATION
2004-2005 STATE DROPOUT COUNTS BY DISTRICT

	AMERICAN INDIAN OR ALASKAN NATIVE	AMERICAN INDIAN OR ALASKAN NATIVE	AMERICAN INDIAN OR ALASKAN NATIVE	ASIAN PACIFIC ISLANDER	ASIAN PACIFIC ISLANDER	ASIAN PACIFIC ISLANDER	BLACK NOT OF HISPANIC ORIGIN	BLACK NOT OF HISPANIC ORIGIN	BLACK NOT OF HISPANIC ORIGIN	WHITE NOT OF HISPANIC ORIGIN	WHITE NOT OF HISPANIC ORIGIN	WHITE NOT OF HISPANIC ORIGIN	HISPANIC	HISPANIC	HISPANIC	TOTALS	TOTALS	TOTALS	
	PUPIL COUNT	DROPOUTS	DROPOUT RATE	PUPIL COUNT	DROPOUTS	DROPOUT RATE	PUPIL COUNT	DROPOUTS	DROPOUT RATE	PUPIL COUNT	DROPOUTS	DROPOUT RATE	PUPIL COUNT	DROPOUTS	DROPOUT RATE	PUPIL COUNT	DROPOUTS	DROPOUT RATE	
9TH GRADE FEMALE	0	0	0	1	0	0	0	0	0	53	1	1.9	50	4	8	104	5	4.8	
9TH GRADE TOTAL	0	0	0	1	0	0	0	0	0	96	1	1	106	4	3.8	203	5	2.5	
10TH GRADE MALE	2	0	0	0	0	0	0	0	0	50	0	0	45	3	6.7	97	3	3.1	
10TH GRADE FEMALE	0	0	0	1	0	0	0	0	0	48	0	0	33	1	3	82	1	1.2	
10TH GRADE TOTAL	2	0	0	1	0	0	0	0	0	98	0	0	78	4	5.1	179	4	2.2	
11TH GRADE MALE	0	0	0	0	0	0	0	0	0	39	0	0	43	3	7	82	3	3.7	
11TH GRADE FEMALE	0	0	0	0	0	0	1	0	0	37	0	0	23	2	8.7	61	2	3.3	
11TH GRADE TOTAL	0	0	0	0	0	0	1	0	0	76	0	0	66	5	7.6	143	5	3.5	
12TH GRADE MALE	1	0	0	1	0	0	2	0	0	33	0	0	29	1	3.4	66	1	1.5	
12TH GRADE FEMALE	0	0	0	0	0	0	1	0	0	40	0	0	30	2	6.7	71	2	2.8	
12TH GRADE TOTAL	1	0	0	1	0	0	3	0	0	73	0	0	59	3	5.1	137	3	2.2	
DISTRICT TOTAL MALE	4	0	0	1	0	0	4	0	0	248	0	0	267	9	3.4	524	9	1.7	
DISTRICT TOTAL FEMALE	1	0	0	5	0	0	2	0	0	282	2	0.7	225	11	4.9	515	13	2.5	
DISTRICT TOTAL	5	0	0	6	0	0	6	0	0	530	2	0.4	492	20	4.1	1,039	22	2.1	
DISTRICT TOTALS (EXCLUDING ALTERNATIVE SCHOOLS)																			
7TH GRADE MALE	1	0	0	0	0	0	0	0	0	42	0	0	42	0	0	85	0	0	
7TH GRADE FEMALE	1	0	0	1	0	0	0	0	0	52	1	1.9	46	1	2.2	100	2	2	
7TH GRADE TOTAL	2	0	0	1	0	0	0	0	0	94	1	1.1	88	1	1.1	185	2	1.1	
8TH GRADE MALE	0	0	0	0	0	0	2	0	0	41	0	0	52	2	3.8	95	2	2.1	
8TH GRADE FEMALE	0	0	0	2	0	0	0	0	0	52	0	0	43	1	2.3	97	1	1	
8TH GRADE TOTAL	0	0	0	2	0	0	2	0	0	93	0	0	95	3	3.2	192	3	1.6	
9TH GRADE MALE	0	0	0	0	0	0	0	0	0	43	0	0	56	0	0	99	0	0	
9TH GRADE FEMALE	0	0	0	1	0	0	0	0	0	53	1	1.9	50	4	8	104	5	4.8	
9TH GRADE TOTAL	0	0	0	1	0	0	0	0	0	96	1	1	106	4	3.8	203	5	2.5	
10TH GRADE MALE	2	0	0	0	0	0	0	0	0	50	0	0	45	3	6.7	97	3	3.1	
10TH GRADE FEMALE	0	0	0	1	0	0	0	0	0	48	0	0	33	1	3	82	1	1.2	
10TH GRADE TOTAL	2	0	0	1	0	0	0	0	0	98	0	0	78	4	5.1	179	4	2.2	
11TH GRADE MALE	0	0	0	0	0	0	0	0	0	39	0	0	43	3	7	82	3	3.7	
11TH GRADE FEMALE	0	0	0	0	0	0	1	0	0	37	0	0	23	2	8.7	61	2	3.3	
11TH GRADE TOTAL	0	0	0	0	0	0	1	0	0	76	0	0	66	5	7.6	143	5	3.5	
12TH GRADE MALE	1	0	0	1	0	0	2	0	0	33	0	0	29	1	3.4	66	1	1.5	
12TH GRADE FEMALE	0	0	0	0	0	0	1	0	0	40	0	0	30	2	6.7	71	2	2.8	
12TH GRADE TOTAL	1	0	0	1	0	0	3	0	0	73	0	0	59	3	5.1	137	3	2.2	
DISTRICT TOTAL MALE	4	0	0	1	0	0	4	0	0	248	0	0	267	9	3.4	524	9	1.7	
DISTRICT TOTAL FEMALE	1	0	0	5	0	0	2	0	0	282	2	0.7	225	11	4.9	515	13	2.5	
DISTRICT TOTAL	5	0	0	6	0	0	6	0	0	530	2	0.4	492	20	4.1	1,039	22	2.1	
DISTRICT TOTALS (ALTERNATIVE SCHOOLS ONLY)																			
DISTRICT TOTAL MALE	0	0	0	0	0	0	0	0	0	0	0	0	0	0	0	0	0	0	
DISTRICT TOTAL FEMALE	0	0	0	0	0	0	0	0	0	0	0	0	0	0	0	0	0	0	
DISTRICT TOTAL	0	0	0	0	0	0	0	0	0	0	0	0	0	0	0	0	0	0	
DISTRICT: 3085 EATON RE-2																			
DISTRICT TOTALS (INCLUDING ALTERNATIVE SCHOOLS)																			
7TH GRADE MALE	0	0	0	0	0	0	0	0	0	53	0	0	11	0	0	64	0	0	
7TH GRADE FEMALE	0	0	0	0	0	0	1	0	0	67	0	0	19	0	0	87	0	0	
7TH GRADE TOTAL	0	0	0	0	0	0	1	0	0	120	0	0	30	0	0	151	0	0	
8TH GRADE MALE	0	0	0	0	0	0	0	0	0	74	0	0	14	0	0	88	0	0	
8TH GRADE FEMALE	0	0	0	0	0	0	0	0	0	68	0	0	11	1	9.1	79	1	1.3	
8TH GRADE TOTAL	0	0	0	0	0	0	0	0	0	142	0	0	25	1	4	167	1	0.6	
9TH GRADE MALE	0	0	0	1	0	0	1	0	0	72	1	1.4	12	2	16.7	86	3	3.5	
9TH GRADE FEMALE	0	0	0	0	0	0	0	0	0	56	2	3.6	13	0	0	69	2	2.9	
9TH GRADE TOTAL	0	0	0	1	0	0	1	0	0	128	3	2.3	25	2	8	155	5	3.2	
10TH GRADE MALE	0	0	0	1	0	0	0	0	0	52	0	0	14	2	14.3	67	2	3	
10TH GRADE FEMALE	0	0	0	0	0	0	0	0	0	36	0	0	12	0	0	48	0	0	

8/17/2006 COLORADO DEPARTMENT OF EDUCATION
2004-2005 STATE DROPOUT COUNTS BY DISTRICT

	AMERICAN INDIAN OR ALASKAN NATIVE	AMERICAN INDIAN OR ALASKAN NATIVE	AMERICAN INDIAN OR ALASKAN NATIVE	ASIAN PACIFIC ISLANDER	ASIAN PACIFIC ISLANDER	ASIAN PACIFIC ISLANDER	BLACK NOT OF HISPANIC ORIGIN	BLACK NOT OF HISPANIC ORIGIN	BLACK NOT OF HISPANIC ORIGIN	WHITE NOT OF HISPANIC ORIGIN	WHITE NOT OF HISPANIC ORIGIN	WHITE NOT OF HISPANIC ORIGIN	HISPANIC	HISPANIC	HISPANIC	TOTALS	TOTALS	TOTALS
	PUPIL COUNT	DROPOUTS	DROPOUT RATE	PUPIL COUNT	DROPOUTS	DROPOUT RATE	PUPIL COUNT	DROPOUTS	DROPOUT RATE	PUPIL COUNT	DROPOUTS	DROPOUT RATE	PUPIL COUNT	DROPOUTS	DROPOUT RATE	PUPIL COUNT	DROPOUTS	DROPOUT RATE
10TH GRADE TOTAL	0	0	0	1	0	0	0	0	0	88	0	0	26	2	7.7	115	2	1.7
11TH GRADE MALE	1	0	0	1	0	0	0	0	0	46	0	0	9	0	0	57	0	0
11TH GRADE FEMALE	0	0	0	0	0	0	0	0	0	50	1	2	9	1	11.1	59	2	3.4
11TH GRADE TOTAL	1	0	0	1	0	0	0	0	0	96	1	1	18	1	5.6	116	2	1.7
12TH GRADE MALE	0	0	0	1	0	0	0	0	0	61	1	1.6	7	0	0	69	1	1.4
12TH GRADE FEMALE	0	0	0	1	0	0	1	0	0	32	1	3.1	8	0	0	42	1	2.4
12TH GRADE TOTAL	0	0	0	2	0	0	1	0	0	93	2	2.2	15	0	0	111	2	1.8
DISTRICT TOTAL MALE	1	0	0	4	0	0	1	0	0	358	2	0.6	67	4	6	431	6	1.4
DISTRICT TOTAL FEMALE	0	0	0	1	0	0	2	0	0	309	4	1.3	72	2	2.8	384	6	1.6
DISTRICT TOTAL	1	0	0	5	0	0	3	0	0	667	6	0.9	139	6	4.3	815	12	1.5
DISTRICT TOTALS (EXCLUDING ALTERNATIVE SCHOOLS)																		
7TH GRADE MALE	0	0	0	0	0	0	0	0	0	53	0	0	11	0	0	64	0	0
7TH GRADE FEMALE	0	0	0	0	0	0	1	0	0	67	0	0	19	0	0	87	0	0
7TH GRADE TOTAL	0	0	0	0	0	0	1	0	0	120	0	0	30	0	0	151	0	0
8TH GRADE MALE	0	0	0	0	0	0	0	0	0	74	0	0	14	0	0	88	0	0
8TH GRADE FEMALE	0	0	0	0	0	0	0	0	0	68	0	0	11	1	9.1	79	1	1.3
8TH GRADE TOTAL	0	0	0	0	0	0	0	0	0	142	0	0	25	1	4	167	1	0.6
9TH GRADE MALE	0	0	0	1	0	0	1	0	0	72	1	1.4	12	2	16.7	86	3	3.5
9TH GRADE FEMALE	0	0	0	0	0	0	0	0	0	56	2	3.6	13	0	0	69	2	2.9
9TH GRADE TOTAL	0	0	0	1	0	0	1	0	0	128	3	2.3	25	2	8	155	5	3.2
10TH GRADE MALE	0	0	0	1	0	0	0	0	0	52	0	0	14	2	14.3	67	2	3
10TH GRADE FEMALE	0	0	0	0	0	0	0	0	0	36	0	0	12	0	0	48	0	0
10TH GRADE TOTAL	0	0	0	1	0	0	0	0	0	88	0	0	26	2	7.7	115	2	1.7
11TH GRADE MALE	1	0	0	1	0	0	0	0	0	46	0	0	9	0	0	57	0	0
11TH GRADE FEMALE	0	0	0	0	0	0	0	0	0	50	1	2	9	1	11.1	59	2	3.4
11TH GRADE TOTAL	1	0	0	1	0	0	0	0	0	96	1	1	18	1	5.6	116	2	1.7
12TH GRADE MALE	0	0	0	1	0	0	0	0	0	61	1	1.6	7	0	0	69	1	1.4
12TH GRADE FEMALE	0	0	0	1	0	0	1	0	0	32	1	3.1	8	0	0	42	1	2.4
12TH GRADE TOTAL	0	0	0	2	0	0	1	0	0	93	2	2.2	15	0	0	111	2	1.8
DISTRICT TOTAL MALE	1	0	0	4	0	0	1	0	0	358	2	0.6	67	4	6	431	6	1.4
DISTRICT TOTAL FEMALE	0	0	0	1	0	0	2	0	0	309	4	1.3	72	2	2.8	384	6	1.6
DISTRICT TOTAL	1	0	0	5	0	0	3	0	0	667	6	0.9	139	6	4.3	815	12	1.5
DISTRICT TOTALS (ALTERNATIVE SCHOOLS ONLY)																		
DISTRICT TOTAL MALE	0	0	0	0	0	0	0	0	0	0	0	0	0	0	0	0	0	0
DISTRICT TOTAL FEMALE	0	0	0	0	0	0	0	0	0	0	0	0	0	0	0	0	0	0
DISTRICT TOTAL	0	0	0	0	0	0	0	0	0	0	0	0	0	0	0	0	0	0
DISTRICT: 3090 KEENESBURG RE-3(J)																		
DISTRICT TOTALS (INCLUDING ALTERNATIVE SCHOOLS)																		
7TH GRADE MALE	1	0	0	2	0	0	0	0	0	70	1	1.4	28	0	0	101	1	1
7TH GRADE FEMALE	0	0	0	0	0	0	2	0	0	42	0	0	23	0	0	67	0	0
7TH GRADE TOTAL	1	0	0	2	0	0	2	0	0	112	1	0.9	51	0	0	168	1	0.6
8TH GRADE MALE	2	0	0	0	0	0	0	0	0	60	2	3.3	21	0	0	83	2	2.4
8TH GRADE FEMALE	0	0	0	1	0	0	0	0	0	57	1	1.8	21	0	0	79	1	1.3
8TH GRADE TOTAL	2	0	0	1	0	0	0	0	0	117	3	2.6	42	0	0	162	3	1.9
9TH GRADE MALE	1	0	0	1	0	0	1	0	0	69	5	7.2	28	0	0	100	5	5
9TH GRADE FEMALE	0	0	0	0	0	0	0	0	0	56	0	0	15	1	6.7	71	1	1.4
9TH GRADE TOTAL	1	0	0	1	0	0	1	0	0	125	5	4	43	1	2.3	171	6	3.5
10TH GRADE MALE	1	0	0	0	0	0	0	0	0	60	5	8.3	20	2	10	81	7	8.6
10TH GRADE FEMALE	0	0	0	1	0	0	0	0	0	49	2	4.1	23	1	4.3	73	3	4.1
10TH GRADE TOTAL	1	0	0	1	0	0	0	0	0	109	7	6.4	43	3	7	154	10	6.5
11TH GRADE MALE	0	0	0	1	0	0	0	0	0	58	4	6.9	16	0	0	75	4	5.3
11TH GRADE FEMALE	0	0	0	0	0	0	0	0	0	47	0	0	14	1	7.1	61	1	1.6
11TH GRADE TOTAL	0	0	0	1	0	0	0	0	0	105	4	3.8	30	1	3.3	136	5	3.7

