



COLORADO DEPARTMENT OF EDUCATION
FALL 2003 PUPIL MEMBERSHIP BY COUNTY, DISTRICT, AND GRADE LEVEL



COUNTY/DISTRICT	GRADE LEVEL													TOTAL	
	PK	K	1	2	3	4	5	6	7	8	9	10	11		12
ADAMS															
MAPLETON 1	215	515	484	430	457	417	456	419	430	423	405	356	385	329	5,721
NORTHGLENN-THORNTON 12	621	2,813	2,885	2,841	2,738	2,653	2,704	2,851	2,810	2,590	2,657	2,333	2,325	2,048	34,869
ADAMS COUNTY 14	333	528	512	504	463	511	463	507	497	462	587	459	318	384	6,528
BRIGHTON 27J	218	755	702	689	667	595	664	688	705	572	621	534	465	390	8,265 *
BENNETT 29J	60	65	69	61	76	91	81	71	95	97	78	93	82	49	1,068
STRASBURG 31J	48	65	64	59	51	71	66	65	70	67	85	59	63	57	890
WESTMINSTER 50	376	745	801	842	814	791	874	814	820	811	875	745	650	604	10,562
ADAMS Total	1,871	5,486	5,517	5,426	5,266	5,129	5,308	5,415	5,427	5,022	5,308	4,579	4,288	3,861	67,903 *
ALAMOSA															
ALAMOSA RE-11J	120	172	149	179	147	178	189	202	216	186	213	180	156	169	2,456
SANGRE DE CRISTO RE-22J	19	24	24	22	20	26	20	23	25	21	28	28	33	22	335
ALAMOSA Total	139	196	173	201	167	204	209	225	241	207	241	208	189	191	2,791
ARAPAHOE															
ENGLEWOOD 1	193	247	260	228	227	245	236	275	286	288	421	432	443	304	4,085
SHERIDAN 2	139	139	111	121	106	121	107	123	167	143	219	120	103	142	1,861
CHERRY CREEK 5	1,228	3,223	3,256	3,373	3,326	3,408	3,572	3,696	3,694	3,841	3,643	3,560	3,425	3,409	46,654 *
LITTLETON 6	301	1,025	1,008	1,075	1,124	1,167	1,173	1,267	1,241	1,306	1,590	1,410	1,405	1,366	16,458
DEER TRAIL 26J	15	9	12	14	14	17	13	16	18	18	15	12	14	14	201
ADAMS-ARAPAHOE 28J	563	2,796	2,691	2,796	2,722	2,714	2,577	2,524	2,458	2,467	2,993	2,077	1,711	1,441	32,530
BYERS 32J	49	38	39	46	35	38	45	46	37	57	37	41	33	36	577
ARAPAHOE Total	2,488	7,477	7,377	7,653	7,554	7,710	7,723	7,947	7,901	8,120	8,918	7,652	7,134	6,712	102,366 *
ARCHULETA															
ARCHULETA COUNTY 50 JT	0	90	130	111	109	111	113	118	139	121	149	125	111	126	1,553
ARCHULETA Total	0	90	130	111	109	111	113	118	139	121	149	125	111	126	1,553
BACA															
WALSH RE-1	27	13	16	19	16	16	14	13	14	13	8	15	28	19	231
PRITCHETT RE-3	6	4	8	4	2	2	6	7	6	3	5	8	4	8	73
SPRINGFIELD RE-4	35	26	26	25	21	21	15	30	24	25	20	27	19	28	342
VILAS RE-5	2	11	11	4	10	12	9	11	27	32	112	66	43	35	385
CAMPO RE-6	2	5	5	3	1	7	7	7	5	6	6	3	8	8	73
BACA Total	72	59	66	55	50	58	51	68	76	79	151	119	102	98	1,104
BENT															
LAS ANIMAS RE-1	32	41	41	40	56	47	56	45	38	46	32	43	34	36	587
MC CLAVE RE-2	18	20	18	18	14	21	18	18	16	23	20	22	26	21	273
BENT Total	50	61	59	58	70	68	74	63	54	69	52	65	60	57	860
BOULDER															


COLORADO DEPARTMENT OF EDUCATION
FALL 2003 PUPIL MEMBERSHIP BY COUNTY, DISTRICT, AND GRADE LEVEL



COUNTY/DISTRICT	GRADE LEVEL														TOTAL
	PK	K	1	2	3	4	5	6	7	8	9	10	11	12	
BOULDER															
ST VRAIN VALLEY RE 1J	683	1,546	1,656	1,571	1,541	1,514	1,648	1,676	1,626	1,670	1,719	1,609	1,519	1,618	21,596
BOULDER VALLEY RE 2	241	1,966	1,965	1,987	1,945	2,019	1,995	2,215	2,231	2,305	2,561	2,335	2,054	2,019	27,838
BOULDER Total	924	3,512	3,621	3,558	3,486	3,533	3,643	3,891	3,857	3,975	4,280	3,944	3,573	3,637	49,434
CHAFFEE															
BUENA VISTA R-31	10	57	66	42	56	78	71	70	88	89	99	92	81	81	980
SALIDA R-32	0	89	93	74	76	63	91	96	106	108	111	97	98	69	1,171
CHAFFEE Total	10	146	159	116	132	141	162	166	194	197	210	189	179	150	2,151
CHEYENNE															
KIT CARSON R-1	0	11	4	6	3	8	5	3	11	6	15	8	11	8	99
CHEYENNE COUNTY RE-5	29	13	15	12	23	10	22	15	22	23	22	21	25	24	276
CHEYENNE Total	29	24	19	18	26	18	27	18	33	29	37	29	36	32	375
CLEAR CREEK															
CLEAR CREEK RE-1	78	90	96	80	79	97	88	85	91	100	99	84	73	76	1,216
CLEAR CREEK Total	78	90	96	80	79	97	88	85	91	100	99	84	73	76	1,216
CONEJOS															
NORTH CONEJOS RE-1J	21	80	90	77	75	74	91	79	98	98	101	111	94	108	1,197
SANFORD 6J	27	23	31	19	21	18	30	28	32	26	31	41	26	31	384
SOUTH CONEJOS RE-10	0	24	21	23	19	20	21	30	15	33	38	25	23	29	321
CONEJOS Total	48	127	142	119	115	112	142	137	145	157	170	177	143	168	1,902
COSTILLA															
CENTENNIAL R-1	8	18	18	13	20	1	1	0	1	0	34	29	17	18	178
SIERRA GRANDE R-30	3	15	24	23	31	23	21	25	25	23	18	25	18	13	287
COSTILLA Total	11	33	42	36	51	24	22	25	26	23	52	54	35	31	465
CROWLEY															
CROWLEY COUNTY RE-1-J	23	42	43	35	46	49	45	45	57	49	50	43	37	39	603
CROWLEY Total	23	42	43	35	46	49	45	45	57	49	50	43	37	39	603
CUSTER															
CUSTER COUNTY SCHOOL DISTRICT C-1	35	32	29	31	35	27	28	43	36	39	43	31	41	43	493
CUSTER Total	35	32	29	31	35	27	28	43	36	39	43	31	41	43	493
DELTA															
DELTA COUNTY 50(J)	14	359	377	351	381	399	393	413	410	407	415	427	382	359	5,087
DELTA Total	14	359	377	351	381	399	393	413	410	407	415	427	382	359	5,087
DENVER															
DENVER COUNTY 1	3,123	6,525	6,117	5,896	5,556	5,740	5,673	5,522	5,362	5,104	6,310	4,658	3,443	3,074	72,103

COLORADO DEPARTMENT OF EDUCATION


FALL 2003 PUPIL MEMBERSHIP BY COUNTY, DISTRICT, AND GRADE LEVEL



GRADE LEVEL


COUNTY/DISTRICT	PK	K	1	2	3	4	5	6	7	8	9	10	11	12	TOTAL
DENVER Total	3,123	6,525	6,117	5,896	5,556	5,740	5,673	5,522	5,362	5,104	6,310	4,658	3,443	3,074	72,103
<u>DOLORES</u>															
DOLORES COUNTY RE NO.2	15	13	13	26	15	14	19	21	28	20	25	20	22	29	280
DOLORES Total	15	13	13	26	15	14	19	21	28	20	25	20	22	29	280
<u>DOUGLAS</u>															
DOUGLAS COUNTY RE 1	394	3,476	3,556	3,450	3,422	3,355	3,348	3,436	3,346	3,158	3,166	2,864	2,705	2,333	42,009
DOUGLAS Total	394	3,476	3,556	3,450	3,422	3,355	3,348	3,436	3,346	3,158	3,166	2,864	2,705	2,333	42,009
<u>EAGLE</u>															
EAGLE COUNTY RE 50	123	409	419	421	391	385	381	415	367	385	393	354	343	281	5,067
EAGLE Total	123	409	419	421	391	385	381	415	367	385	393	354	343	281	5,067
<u>ELBERT</u>															
ELIZABETH C-1	44	189	170	203	216	194	242	246	246	241	275	210	196	195	2,867
KIOWA C-2	37	27	25	28	30	25	22	42	31	39	42	31	26	35	440
BIG SANDY 100J	37	20	23	19	23	14	22	24	27	36	20	32	29	31	357
ELBERT 200	25	19	15	24	23	19	19	28	22	30	26	23	20	11	304
AGATE 300	5	8	3	4	6	5	4	5	10	6	9	7	8	10	90
ELBERT Total	148	263	236	278	298	257	309	345	336	352	372	303	279	282	4,058
<u>EL PASO</u>															
CALHAN RJ-1	28	49	47	41	54	48	41	56	50	57	57	46	59	52	685
HARRISON 2	222	939	911	868	907	868	864	879	808	770	847	760	612	689	10,944
WIDEFIELD 3	220	568	589	583	624	605	659	667	655	693	798	649	579	586	8,475
FOUNTAIN 8	182	589	598	530	530	483	445	455	419	386	383	317	285	277	5,879
COLORADO SPRINGS 11	504	2,321	2,453	2,388	2,320	2,340	2,323	2,306	2,425	2,518	2,496	2,446	2,339	2,661	31,840
CHEYENNE MOUNTAIN 12	60	302	310	305	323	364	383	361	363	361	374	335	340	325	4,506
MANITOU SPRINGS 14	21	65	84	86	87	79	89	105	108	116	123	114	113	114	1,304
ACADEMY 20	227	1,272	1,301	1,299	1,422	1,459	1,386	1,517	1,512	1,601	1,625	1,528	1,548	1,386	19,083
ELLICOTT 22	6	62	68	64	72	83	70	66	62	76	93	82	49	55	908
PEYTON 23 JT	28	36	39	52	40	43	58	45	54	67	69	56	55	51	693
HANOVER 28	1	24	26	16	28	20	20	32	33	36	26	19	20	16	317
LEWIS-PALMER 38	20	308	373	364	367	395	434	487	457	452	498	441	381	393	5,370
FALCON 49	93	669	712	762	744	687	746	686	696	676	662	589	497	441	8,660
EDISON 54 JT	0	7	9	7	6	11	5	11	4	12	9	8	19	11	119
MIAMI/YODER 60 JT	10	22	32	23	27	25	29	34	27	35	47	36	34	1	382
EL PASO Total	1,622	7,233	7,552	7,388	7,551	7,510	7,552	7,707	7,673	7,856	8,107	7,426	6,930	7,058	99,165
<u>FREMONT</u>															
CANON CITY RE-1	0	250	295	312	303	292	313	328	321	314	433	353	308	292	4,114
FLORENCE RE-2	12	124	134	163	133	134	150	145	148	151	165	153	117	127	1,856

COLORADO DEPARTMENT OF EDUCATION
FALL 2003 PUPIL MEMBERSHIP BY COUNTY, DISTRICT, AND GRADE LEVEL




COUNTY/DISTRICT	GRADE LEVEL														TOTAL
	PK	K	1	2	3	4	5	6	7	8	9	10	11	12	
COTOPAXI RE-3	0	15	13	16	18	22	23	34	34	36	47	30	30	32	350
FREMONT Total	12	389	442	491	454	448	486	507	503	501	645	536	455	451	6,320
<u>GARFIELD</u>															
ROARING FORK RE-1	112	376	366	360	345	367	365	374	348	375	390	367	365	372	4,882
GARFIELD RE-2	134	295	315	336	311	289	280	314	314	302	273	253	229	165	3,810
GARFIELD 16	48	80	85	80	88	79	79	85	82	80	66	61	38	45	996
GARFIELD Total	294	751	766	776	744	735	724	773	744	757	729	681	632	582	9,688
<u>GILPIN</u>															
GILPIN COUNTY RE-1	50	23	31	26	29	35	22	26	25	25	28	30	39	32	421
GILPIN Total	50	23	31	26	29	35	22	26	25	25	28	30	39	32	421
<u>GRAND</u>															
WEST GRAND 1-JT.	0	36	41	41	41	35	32	31	40	51	44	38	44	37	511
EAST GRAND 2	29	102	79	86	98	95	88	114	120	85	123	109	103	107	1,338
GRAND Total	29	138	120	127	139	130	120	145	160	136	167	147	147	144	1,849
<u>GUNNISON</u>															
GUNNISON WATERSHED RE1J	40	119	117	157	101	127	133	124	133	114	125	122	120	109	1,641
GUNNISON Total	40	119	117	157	101	127	133	124	133	114	125	122	120	109	1,641
<u>HINSDALE</u>															
HINSDALE COUNTY RE 1	17	10	3	11	3	6	11	5	2	6	2	0	7	2	85
HINSDALE Total	17	10	3	11	3	6	11	5	2	6	2	0	7	2	85
<u>HUERFANO</u>															
HUERFANO RE-1	42	45	42	49	57	52	61	51	53	56	72	63	52	42	737
LA VETA RE-2	16	8	20	15	20	18	25	18	21	22	25	20	11	13	252
HUERFANO Total	58	53	62	64	77	70	86	69	74	78	97	83	63	55	989
<u>JACKSON</u>															
NORTH PARK R-1	33	19	11	15	18	16	16	15	14	26	26	19	27	24	279
JACKSON Total	33	19	11	15	18	16	16	15	14	26	26	19	27	24	279
<u>JEFFERSON</u>															
JEFFERSON COUNTY R-1	2,571	5,450	6,042	5,862	6,078	6,244	6,437	6,759	6,952	6,936	7,311	7,129	7,072	6,337	87,180 *
JEFFERSON Total	2,571	5,450	6,042	5,862	6,078	6,244	6,437	6,759	6,952	6,936	7,311	7,129	7,072	6,337	87,180 *
<u>KIOWA</u>															
EADS RE-1	13	9	13	15	15	12	15	15	16	16	18	13	17	23	210
PLAINVIEW RE-2	0	5	6	8	4	7	6	5	5	1	3	4	3	5	62
KIOWA Total	13	14	19	23	19	19	21	20	21	17	21	17	20	28	272

COLORADO DEPARTMENT OF EDUCATION
FALL 2003 PUPIL MEMBERSHIP BY COUNTY, DISTRICT, AND GRADE LEVEL




COUNTY/DISTRICT	GRADE LEVEL														TOTAL
	PK	K	1	2	3	4	5	6	7	8	9	10	11	12	
<u>KIT CARSON</u>															
ARRIBA-FLAGLER C-20	13	15	11	12	13	17	15	20	22	16	20	22	19	13	228
HI-PLAINS R-23	10	5	6	8	7	3	11	15	17	5	7	10	6	12	122
STRATTON R-4	30	13	16	17	10	13	22	21	20	29	21	23	20	22	277
BETHUNE R-5	7	5	6	7	3	6	6	9	13	8	13	5	12	7	107
BURLINGTON RE-6J	53	48	55	57	59	63	69	54	65	59	69	59	52	61	823
KIT CARSON Total	113	86	94	101	92	102	123	119	137	117	130	119	109	115	1,557
<u>LAKE</u>															
LAKE COUNTY R-1	106	100	82	85	87	71	89	100	92	81	85	91	68	68	1,205
LAKE Total	106	100	82	85	87	71	89	100	92	81	85	91	68	68	1,205
<u>LA PLATA</u>															
DURANGO 9-R	31	301	298	299	330	325	331	330	388	380	442	433	388	342	4,618 *
BAYFIELD 10 JT-R	14	65	93	72	90	102	80	93	118	115	84	97	81	100	1,204
IGNACIO 11 JT	0	53	46	50	46	49	63	69	64	75	66	73	45	65	764
LA PLATA Total	45	419	437	421	466	476	474	492	570	570	592	603	514	507	6,586 *
<u>LARIMER</u>															
POUDRE R-1	610	1,786	1,722	1,801	1,781	1,818	1,843	1,864	2,025	2,064	2,030	2,011	1,898	1,638	24,891
THOMPSON R-2J	333	954	1,000	1,018	1,072	1,053	1,112	1,192	1,186	1,173	1,349	1,213	1,269	1,103	15,027
PARK (ESTES PARK) R-3	35	68	85	118	88	116	110	118	117	112	111	100	92	91	1,361
LARIMER Total	978	2,808	2,807	2,937	2,941	2,987	3,065	3,174	3,328	3,349	3,490	3,324	3,259	2,832	41,279
<u>LAS ANIMAS</u>															
TRINIDAD 1	90	105	98	113	103	120	85	117	113	114	131	116	120	94	1,519
PRIMERO REORGANIZED 2	20	15	16	10	14	11	15	17	20	16	20	16	12	13	215
HOEHNE REORGANIZED 3	9	18	24	26	28	24	29	27	37	41	28	20	23	28	362
AGUILAR REORGANIZED 6	19	10	10	10	6	14	17	17	14	13	12	13	8	7	170
BRANSON REORGANIZED 82	0	30	31	31	28	44	55	66	92	119	150	154	162	79	1,041
KIM REORGANIZED 88	3	4	3	0	5	6	4	8	4	4	7	2	3	2	55
LAS ANIMAS Total	141	182	182	190	184	219	205	252	280	307	348	321	328	223	3,362

COLORADO DEPARTMENT OF EDUCATION
FALL 2003 PUPIL MEMBERSHIP BY COUNTY, DISTRICT, AND GRADE LEVEL




COUNTY/DISTRICT	GRADE LEVEL												TOTAL		
	PK	K	1	2	3	4	5	6	7	8	9	10		11	12
<u>LINCOLN</u>															
GENOA-HUGO C113	14	11	10	12	15	17	17	12	17	16	16	9	22	11	199
LIMON RE-4J	35	43	48	46	42	50	36	43	43	47	49	47	56	41	626
KARVAL RE-23	8	9	1	5	6	9	4	12	9	5	14	17	17	12	128
LINCOLN Total	57	63	59	63	63	76	57	67	69	68	79	73	95	64	953
<u>LOGAN</u>															
VALLEY RE-1	107	188	209	193	202	193	227	205	202	214	206	221	201	184	2,752
FRENCHMAN RE-3	26	15	19	10	13	11	12	12	23	15	23	13	13	14	219
BUFFALO RE-4	0	25	22	18	25	24	20	32	27	21	22	25	24	24	309
PLATEAU RE-5	3	8	8	9	7	12	4	8	13	14	18	13	19	17	153
LOGAN Total	136	236	258	230	247	240	263	257	265	264	269	272	257	239	3,433
<u>MESA</u>															
DE BEQUE 49JT	14	17	11	10	11	19	15	14	11	11	11	18	19	21	202
PLATEAU VALLEY 50	11	18	19	29	24	29	31	15	28	28	100	76	55	34	497
MESA COUNTY VALLEY 51	511	1,388	1,525	1,414	1,432	1,452	1,560	1,560	1,559	1,597	1,732	1,607	1,490	1,360	20,187 *
MESA Total	536	1,423	1,555	1,453	1,467	1,500	1,606	1,589	1,598	1,636	1,843	1,701	1,564	1,415	20,886 *
<u>MINERAL</u>															
CREEDE CONSOLIDATED 1	5	7	11	10	9	16	7	16	12	18	18	18	18	12	177
MINERAL Total	5	7	11	10	9	16	7	16	12	18	18	18	18	12	177
<u>MOFFAT</u>															
MOFFAT COUNTY RE:NO 1	140	176	176	158	171	178	163	184	197	220	197	182	191	179	2,512
MOFFAT Total	140	176	176	158	171	178	163	184	197	220	197	182	191	179	2,512
<u>MONTEZUMA</u>															
MONTEZUMA-CORTEZ RE-1	79	230	265	243	247	217	317	237	240	224	287	261	242	305	3,394
DOLORES RE-4A	50	49	48	55	59	44	58	74	65	67	64	49	50	49	781
MANCOS RE-6	11	26	31	25	33	27	40	32	27	31	36	31	36	31	417
MONTEZUMA Total	140	305	344	323	339	288	415	343	332	322	387	341	328	385	4,592
<u>MONTROSE</u>															
MONTROSE COUNTY RE-1J	184	424	437	436	404	394	413	419	427	440	399	433	413	392	5,615
WEST END RE-2	41	17	27	27	38	22	34	26	27	24	39	28	29	28	407
MONTROSE Total	225	441	464	463	442	416	447	445	454	464	438	461	442	420	6,022

COLORADO DEPARTMENT OF EDUCATION
FALL 2003 PUPIL MEMBERSHIP BY COUNTY, DISTRICT, AND GRADE LEVEL



COUNTY/DISTRICT	GRADE LEVEL														TOTAL
	PK	K	1	2	3	4	5	6	7	8	9	10	11	12	
<u>MORGAN</u>															
BRUSH RE-2(J)	42	113	126	124	107	115	130	117	133	127	128	120	113	93	1,588
FORT MORGAN RE-3	219	237	315	229	244	276	223	227	239	256	224	212	199	194	3,294
WELDON VALLEY RE-20(J)	18	16	18	14	9	11	14	15	14	20	18	16	11	16	210
WIGGINS RE-50(J)	57	49	31	41	27	49	34	54	46	41	64	41	41	38	613
MORGAN Total	336	415	490	408	387	451	401	413	432	444	434	389	364	341	5,705
<u>OTERO</u>															
EAST OTERO R-1	14	114	117	99	111	127	126	113	144	147	125	142	127	127	1,633
ROCKY FORD R-2	32	60	70	57	62	63	64	79	59	68	60	68	50	45	837
MANZANOLA 3J	0	13	13	14	14	19	15	14	13	15	16	11	14	22	193
FOWLER R-4J	0	24	27	32	15	33	34	30	23	25	25	30	31	27	356
CHERAW 31	10	21	20	9	15	20	15	20	16	17	22	12	13	17	227
SWINK 33	0	31	34	29	28	32	31	31	30	28	31	36	28	27	396
OTERO Total	56	263	281	240	245	294	285	287	285	300	279	299	263	265	3,642
<u>OURAY</u>															
OURAY R-1	27	16	12	18	13	21	22	25	20	24	21	20	15	10	264
RIDGWAY R-2	12	28	18	23	24	17	30	25	19	23	22	28	25	14	308
OURAY Total	39	44	30	41	37	38	52	50	39	47	43	48	40	24	572
<u>PARK</u>															
PLATTE CANYON 1	83	75	78	80	89	96	122	96	125	118	119	113	107	120	1,421
PARK COUNTY RE-2	83	51	64	40	54	40	48	49	44	36	33	36	18	30	626
PARK Total	166	126	142	120	143	136	170	145	169	154	152	149	125	150	2,047
<u>PHILLIPS</u>															
HOLYOKE RE-1J	0	47	53	52	51	60	50	56	50	47	49	56	39	54	664
HAXTUN RE-2J	19	19	21	21	17	18	18	22	19	22	18	24	22	20	280
PHILLIPS Total	19	66	74	73	68	78	68	78	69	69	67	80	61	74	944
<u>PITKIN</u>															
ASPEN 1	39	115	119	121	88	130	96	146	117	109	135	138	108	93	1,554
PITKIN Total	39	115	119	121	88	130	96	146	117	109	135	138	108	93	1,554
<u>PROWERS</u>															
GRANADA RE-1	25	9	25	17	31	21	24	18	29	24	27	26	9	19	304
LAMAR RE-2	124	142	151	128	145	144	143	122	128	117	127	136	125	114	1,846
HOLLY RE-3	36	14	21	26	23	25	27	22	21	20	33	32	31	31	362
WILEY RE-13 JT	21	22	17	17	27	22	16	16	34	20	21	26	31	23	313
PROWERS Total	206	187	214	188	226	212	210	178	212	181	208	220	196	187	2,825
<u>PUEBLO</u>															


COLORADO DEPARTMENT OF EDUCATION
FALL 2003 PUPIL MEMBERSHIP BY COUNTY, DISTRICT, AND GRADE LEVEL



COUNTY/DISTRICT	GRADE LEVEL														TOTAL
	PK	K	1	2	3	4	5	6	7	8	9	10	11	12	
PUEBLO															
PUEBLO CITY 60	529	1,341	1,390	1,344	1,339	1,304	1,474	1,341	1,290	1,299	1,598	1,290	1,151	1,003	17,693 *
PUEBLO COUNTY RURAL 70	167	553	561	589	592	634	613	683	751	705	625	599	518	455	8,045
PUEBLO Total	696	1,894	1,951	1,933	1,931	1,938	2,087	2,024	2,041	2,004	2,223	1,889	1,669	1,458	25,738 *
<u>RIO BLANCO</u>															
MEEKER RE1	41	39	39	51	45	40	38	40	49	39	51	40	68	44	624
RANGELY RE-4	33	37	27	32	27	24	46	39	44	60	51	61	58	43	582
RIO BLANCO Total	74	76	66	83	72	64	84	79	93	99	102	101	126	87	1,206
<u>RIO GRANDE</u>															
DEL NORTE C-7	0	47	45	48	47	51	50	56	59	56	64	51	52	44	670
MONTE VISTA C-8	37	89	81	75	74	83	96	104	101	97	141	130	121	97	1,326
SARGENT RE-33J	0	21	32	25	37	25	32	41	33	40	28	34	32	23	403
RIO GRANDE Total	37	157	158	148	158	159	178	201	193	193	233	215	205	164	2,399
<u>ROUTT</u>															
HAYDEN RE-1	33	32	25	36	30	32	44	45	38	41	46	30	39	28	499
STEAMBOAT SPRINGS RE-2	0	121	118	129	135	130	148	160	151	189	151	165	148	167	1,912
SOUTH ROUTT RE 3	35	29	27	28	19	24	32	35	35	36	43	27	36	29	435
ROUTT Total	68	182	170	193	184	186	224	240	224	266	240	222	223	224	2,846
<u>SAGUACHE</u>															
MOUNTAIN VALLEY RE 1	0	9	12	10	5	11	14	16	10	11	11	15	14	12	150
MOFFAT 2	14	9	16	12	17	16	18	13	12	19	20	10	18	11	205
CENTER 26 JT	18	66	49	37	42	43	58	55	60	61	62	55	48	46	700
SAGUACHE Total	32	84	77	59	64	70	90	84	82	91	93	80	80	69	1,055
<u>SAN JUAN</u>															
SILVERTON 1	10	7	1	7	5	1	6	6	5	4	2	4	1	7	66
SAN JUAN Total	10	7	1	7	5	1	6	6	5	4	2	4	1	7	66
<u>SAN MIGUEL</u>															
TELLURIDE R-1	17	50	46	50	56	41	40	40	49	42	30	44	37	40	582
NORWOOD R-2J	25	23	16	14	15	20	18	22	27	31	17	36	20	20	304
SAN MIGUEL Total	42	73	62	64	71	61	58	62	76	73	47	80	57	60	886
<u>SEDGWICK</u>															
JULESBURG RE-1	40	18	21	24	26	28	29	25	34	23	24	27	21	24	364
PLATTE VALLEY RE-3	0	12	9	9	3	6	5	6	10	14	6	15	9	6	110
SEDGWICK Total	40	30	30	33	29	34	34	31	44	37	30	42	30	30	474
<u>SUMMIT</u>															
SUMMIT RE-1	107	201	200	210	206	230	195	225	231	234	229	213	197	153	2,831


COLORADO DEPARTMENT OF EDUCATION

FALL 2003 PUPIL MEMBERSHIP BY COUNTY, DISTRICT, AND GRADE LEVEL



COUNTY/DISTRICT	GRADE LEVEL													TOTAL	
	PK	K	1	2	3	4	5	6	7	8	9	10	11		12
SUMMIT Total	107	201	200	210	206	230	195	225	231	234	229	213	197	153	2,831
TELLER															
CRIPPLE CREEK-VICTOR RE-1	52	38	38	44	38	47	34	53	44	41	62	49	38	41	619
WOODLAND PARK RE-2	90	170	195	207	198	204	201	231	285	281	285	254	261	254	3,116
TELLER Total	142	208	233	251	236	251	235	284	329	322	347	303	299	295	3,735
WASHINGTON															
AKRON R-1	12	15	63	28	33	30	30	28	38	32	38	39	37	35	458
ARICKAREE R-2	5	10	6	5	4	9	7	7	11	5	12	7	5	8	101
OTIS R-3	19	9	11	13	10	13	17	10	10	14	15	12	11	15	179
LONE STAR 101	0	9	9	6	6	5	10	10	9	9	4	7	11	6	101
WOODLIN R-104	8	11	4	13	5	4	12	9	5	13	8	7	12	5	116
WASHINGTON Total	44	54	93	65	58	61	76	64	73	73	77	72	76	69	955
WELD															
WELD COUNTY RE-1	72	155	136	136	137	164	161	153	159	156	170	147	125	132	2,003
EATON RE-2	0	101	115	124	106	119	156	130	149	144	114	107	108	90	1,563
KEENESBURG RE-3(J)	88	135	147	152	137	170	175	147	149	141	185	116	91	83	1,916
WINDSOR RE-4	80	213	247	219	238	235	239	243	244	227	213	211	193	189	2,991
JOHNSTOWN-MILLIKEN RE-5J	56	190	182	211	186	170	159	185	155	154	124	143	124	87	2,126
GREELEY 6	291	1,501	1,464	1,314	1,342	1,328	1,437	1,420	1,389	1,323	1,370	1,284	1,022	1,113	17,598
PLATTE VALLEY RE-7	22	78	91	73	81	101	85	94	108	84	93	79	77	75	1,141
WELD COUNTY S/D RE-8	155	212	181	183	191	179	175	193	207	190	171	189	177	183	2,586
AULT-HIGHLAND RE-9	0	83	74	64	65	64	64	70	80	71	81	67	76	50	909
BRIGGS DALE RE-10	0	16	8	10	9	11	10	8	9	11	16	22	8	10	148
PRAIRIE RE-11	6	7	3	13	8	11	10	10	14	7	9	6	13	5	122
PAWNEE RE-12	0	6	10	5	11	7	5	9	12	12	6	9	10	13	115
WELD Total	770	2,697	2,658	2,504	2,511	2,559	2,676	2,662	2,675	2,520	2,552	2,380	2,024	2,030	33,218
YUMA															
YUMA 1	54	73	63	71	58	69	67	71	79	60	61	75	66	57	924
WRAY RD-2	33	51	57	43	55	45	47	47	61	60	51	59	57	57	723
IDALIA RJ-3	24	13	6	7	9	5	10	9	10	8	8	9	9	13	140
LIBERTY J-4	3	8	6	9	4	3	6	5	10	4	7	7	7	11	90
YUMA Total	114	145	132	130	126	122	130	132	160	132	127	150	139	138	1,877

COLORADO DEPARTMENT OF EDUCATION
FALL 2003 PUPIL MEMBERSHIP BY COUNTY, DISTRICT, AND GRADE LEVEL



COUNTY/DISTRICT	GRADE LEVEL												TOTAL		
	PK	K	1	2	3	4	5	6	7	8	9	10		11	12
COLORADO BOCES															
MOUNTAIN BOCES	0	0	0	0	0	0	0	1	7	7	18	34	34	36	137
CENTENNIAL BOCES	0	0	0	0	0	0	0	0	0	0	22	25	24	52	123
EXPEDITIONARY BOCES	0	24	24	24	25	22	27	31	33	32	25	25	22	19	333
COLORADO BOCES Total	0	24	24	24	25	22	27	32	40	39	65	84	80	107	593
COLORADO DETENTION CENTERS TOTAL	0	0	0	0	0	0	0	3	2	22	50	58	56	36	227 *
STATE TOTAL	19,993	55,913	57,030	56,188	55,840	56,437	57,662	59,012	59,352	58,894	63,310	56,837	52,279	48,921	757,668

* NOTE: 2/4/2004 Detention Center students were removed from the district count and pulled into a separate category. Although detention center students receive educational services from school district employees, school districts have no jurisdiction over any other detention center function.