

2/5/2006 COLORADO DEPARTMENT OF EDUCATION PAGE : 1
 2003-2004 STATE DROPOUT COUNTS BY DISTRICT

	AMERICAN INDIAN OR ALASKAN NATIVE	AMERICAN INDIAN OR ALASKAN NATIVE	AMERICAN INDIAN OR ALASKAN NATIVE	ASIAN PACIFIC ISLANDER	ASIAN PACIFIC ISLANDER	ASIAN PACIFIC ISLANDER	BLACK NOT OF HISPANIC ORIGIN	BLACK NOT OF HISPANIC ORIGIN	BLACK NOT OF HISPANIC ORIGIN	WHITE NOT OF HISPANIC ORIGIN	WHITE NOT OF HISPANIC ORIGIN	WHITE NOT OF HISPANIC ORIGIN	HISPANIC PUPIL COUNT	HISPANIC DROPOUTS	HISPANIC DROPOUT RATE	TOTALS PUPIL COUNT	TOTALS DROPOUTS	TOTALS DROPOUT RATE	
DISTRICT TOTAL	0	0	0	0	0	0	0	0	0	0	0	0	0	0	0	0	0	0	
DISTRICT:	0020	ADAMS 12 FIVE STAR SCHOOLS																	
DISTRICT TOTALS (INCLUDING ALTERNATIVE SCHOOLS)																			
7TH GRADE MALE	20	0	0	78	0	0	52	0	0	1,015	0	0	437	0	0	1,602	0	0	
7TH GRADE FEMALE	11	0	0	69	0	0	45	0	0	1,006	0	0	434	0	0	1,565	0	0	
7TH GRADE TOTAL	31	0	0	147	0	0	97	0	0	2,021	0	0	871	0	0	3,167	0	0	
8TH GRADE MALE	23	0	0	55	0	0	37	0	0	859	0	0	452	0	0	1,426	0	0	
8TH GRADE FEMALE	7	0	0	65	0	0	32	0	0	917	0	0	425	0	0	1,446	0	0	
8TH GRADE TOTAL	30	0	0	120	0	0	69	0	0	1,776	0	0	877	0	0	2,872	0	0	
9TH GRADE MALE	10	0	0	84	3	3.6	44	2	4.5	990	41	4.1	472	44	9.3	1,600	90	5.6	
9TH GRADE FEMALE	16	1	6.3	72	5	6.9	39	0	0	900	33	3.7	486	50	10.3	1,513	89	5.9	
9TH GRADE TOTAL	26	1	3.8	156	8	5.1	83	2	2.4	1,890	74	3.9	958	94	9.8	3,113	179	5.8	
10TH GRADE MALE	15	1	6.7	67	5	7.5	36	4	11.1	805	45	5.6	340	29	8.5	1,263	84	6.7	
10TH GRADE FEMALE	19	0	0	93	9	9.7	37	0	0	863	39	4.5	349	30	8.6	1,361	78	5.7	
10TH GRADE TOTAL	34	1	2.9	160	14	8.8	73	4	5.5	1,668	84	5	689	59	8.6	2,624	162	6.2	
11TH GRADE MALE	16	3	18.8	66	6	9.1	30	3	10	853	56	6.6	335	41	12.2	1,300	109	8.4	
11TH GRADE FEMALE	10	1	10	66	2	3	29	2	6.9	791	47	5.9	283	26	9.2	1,179	78	6.6	
11TH GRADE TOTAL	26	4	15.4	132	8	6.1	59	5	8.5	1,644	103	6.3	618	67	10.8	2,479	187	7.5	
12TH GRADE MALE	14	0	0	78	4	5.1	24	1	4.2	814	17	2.1	271	9	3.3	1,201	31	2.6	
12TH GRADE FEMALE	15	0	0	75	0	0	32	0	0	859	16	1.9	251	8	3.2	1,232	24	1.9	
12TH GRADE TOTAL	29	0	0	153	4	2.6	56	1	1.8	1,673	33	2	522	17	3.3	2,433	55	2.3	
DISTRICT TOTAL MALE	98	4	4.1	428	18	4.2	223	10	4.5	5,336	159	3	2,307	123	5.3	8,392	314	3.7	
DISTRICT TOTAL FEMALE	78	2	2.6	440	16	3.6	214	2	0.9	5,336	135	2.5	2,228	114	5.1	8,296	269	3.2	
DISTRICT TOTAL	176	6	3.4	868	34	3.9	437	12	2.7	10,672	294	2.8	4,535	237	5.2	16,688	583	3.5	
DISTRICT TOTALS (EXCLUDING ALTERNATIVE SCHOOLS)																			
7TH GRADE MALE	20	0	0	78	0	0	52	0	0	1,013	0	0	432	0	0	1,595	0	0	
7TH GRADE FEMALE	11	0	0	69	0	0	44	0	0	1,006	0	0	434	0	0	1,564	0	0	
7TH GRADE TOTAL	31	0	0	147	0	0	96	0	0	2,019	0	0	866	0	0	3,159	0	0	
8TH GRADE MALE	23	0	0	55	0	0	37	0	0	855	0	0	448	0	0	1,418	0	0	
8TH GRADE FEMALE	7	0	0	65	0	0	32	0	0	915	0	0	421	0	0	1,440	0	0	
8TH GRADE TOTAL	30	0	0	120	0	0	69	0	0	1,770	0	0	869	0	0	2,858	0	0	
9TH GRADE MALE	9	0	0	84	3	3.6	43	2	4.7	967	40	4.1	460	41	8.9	1,563	86	5.5	
9TH GRADE FEMALE	16	1	6.3	70	5	7.1	39	0	0	892	33	3.7	473	46	9.7	1,490	85	5.7	
9TH GRADE TOTAL	25	1	4	154	8	5.2	82	2	2.4	1,859	73	3.9	933	87	9.3	3,053	171	5.6	
10TH GRADE MALE	15	1	6.7	65	5	7.7	34	3	8.8	773	39	5	324	29	9	1,211	77	6.4	
10TH GRADE FEMALE	19	0	0	91	9	9.9	36	0	0	834	39	4.7	335	27	8.1	1,315	75	5.7	
10TH GRADE TOTAL	34	1	2.9	156	14	9	70	3	4.3	1,607	78	4.9	659	56	8.5	2,526	152	6	
11TH GRADE MALE	16	3	18.8	61	6	9.8	28	3	10.7	811	48	5.9	316	34	10.8	1,232	94	7.6	
11TH GRADE FEMALE	10	1	10	66	2	3	26	0	0	761	44	5.8	260	23	8.8	1,123	70	6.2	
11TH GRADE TOTAL	26	4	15.4	127	8	6.3	54	3	5.6	1,572	92	5.9	576	57	9.9	2,355	164	7	
12TH GRADE MALE	14	0	0	64	2	3.1	22	1	4.5	701	7	1	224	7	3.1	1,025	17	1.7	
12TH GRADE FEMALE	11	0	0	69	0	0	26	0	0	781	6	0.8	210	3	1.4	1,097	9	0.8	
12TH GRADE TOTAL	25	0	0	133	2	1.5	48	1	2.1	1,482	13	0.9	434	10	2.3	2,122	26	1.2	
DISTRICT TOTAL MALE	97	4	4.1	407	16	3.9	216	9	4.2	5,120	134	2.6	2,204	111	5	8,044	274	3.4	
DISTRICT TOTAL FEMALE	74	2	2.7	430	16	3.7	203	0	0	5,189	122	2.4	2,133	99	4.6	8,029	239	3	
DISTRICT TOTAL	171	6	3.5	837	32	3.8	419	9	2.1	10,309	256	2.5	4,337	210	4.8	16,073	513	3.2	
DISTRICT TOTALS (ALTERNATIVE SCHOOLS ONLY)																			
7TH GRADE MALE	0	0	0	0	0	0	0	0	0	2	0	0	5	0	0	7	0	0	
7TH GRADE FEMALE	0	0	0	0	0	0	1	0	0	0	0	0	0	0	0	1	0	0	

2/5/2006 COLORADO DEPARTMENT OF EDUCATION PAGE : 1
 2003-2004 STATE DROPOUT COUNTS BY DISTRICT

	AMERICAN INDIAN OR ALASKAN NATIVE	AMERICAN INDIAN OR ALASKAN NATIVE	AMERICAN INDIAN OR ALASKAN NATIVE	ASIAN PACIFIC ISLANDER	ASIAN PACIFIC ISLANDER	ASIAN PACIFIC ISLANDER	BLACK NOT OF HISPANIC ORIGIN	BLACK NOT OF HISPANIC ORIGIN	BLACK NOT OF HISPANIC ORIGIN	WHITE NOT OF HISPANIC ORIGIN	WHITE NOT OF HISPANIC ORIGIN	WHITE NOT OF HISPANIC ORIGIN	HISPANIC PUPIL COUNT	HISPANIC DROPOUTS	HISPANIC DROPOUT RATE	TOTALS PUPIL COUNT	TOTALS DROPOUTS	TOTALS DROPOUT RATE
7TH GRADE TOTAL	0	0	0	0	0	0	1	0	0	2	0	0	5	0	0	8	0	0
8TH GRADE MALE	0	0	0	0	0	0	0	0	0	4	0	0	4	0	0	8	0	0
8TH GRADE FEMALE	0	0	0	0	0	0	0	0	0	2	0	0	4	0	0	6	0	0
8TH GRADE TOTAL	0	0	0	0	0	0	0	0	0	6	0	0	8	0	0	14	0	0
9TH GRADE MALE	1	0	0	0	0	0	1	0	0	23	1	4.3	12	3	25	37	4	10.8
9TH GRADE FEMALE	0	0	0	2	0	0	0	0	0	8	0	0	13	4	30.8	23	4	17.4
9TH GRADE TOTAL	1	0	0	2	0	0	1	0	0	31	1	3.2	25	7	28	60	8	13.3
10TH GRADE MALE	0	0	0	2	0	0	2	1	50	32	6	18.8	16	0	0	52	7	13.5
10TH GRADE FEMALE	0	0	0	2	0	0	1	0	0	29	0	0	14	3	21.4	46	3	6.5
10TH GRADE TOTAL	0	0	0	4	0	0	3	1	33.3	61	6	9.8	30	3	10	98	10	10.2
11TH GRADE MALE	0	0	0	5	0	0	2	0	0	42	8	19	19	7	36.8	68	15	22.1
11TH GRADE FEMALE	0	0	0	0	0	0	3	2	66.7	30	3	10	23	3	13	56	8	14.3
11TH GRADE TOTAL	0	0	0	5	0	0	5	2	40	72	11	15.3	42	10	23.8	124	23	18.5
12TH GRADE MALE	0	0	0	14	2	14.3	2	0	0	113	10	8.8	47	2	4.3	176	14	8
12TH GRADE FEMALE	4	0	0	6	0	0	6	0	0	78	10	12.8	41	5	12.2	135	15	11.1
12TH GRADE TOTAL	4	0	0	20	2	10	8	0	0	191	20	10.5	88	7	8	311	29	9.3
DISTRICT TOTAL MALE	1	0	0	21	2	9.5	7	1	14.3	216	25	11.6	103	12	11.7	348	40	11.5
DISTRICT TOTAL FEMALE	4	0	0	10	0	0	11	2	18.2	147	13	8.8	95	15	15.8	267	30	11.2
DISTRICT TOTAL	5	0	0	31	2	6.5	18	3	16.7	363	38	10.5	198	27	13.6	615	70	11.4
DISTRICT: 0030 ADAMS COUNTY 14																		
DISTRICT TOTALS (INCLUDING ALTERNATIVE SCHOOLS)																		
7TH GRADE MALE	6	0	0	4	0	0	22	0	0	87	2	2.3	195	4	2.1	314	6	1.9
7TH GRADE FEMALE	7	0	0	0	0	0	8	1	12.5	79	2	2.5	205	5	2.4	299	8	2.7
7TH GRADE TOTAL	13	0	0	4	0	0	30	1	3.3	166	4	2.4	400	9	2.3	613	14	2.3
8TH GRADE MALE	6	0	0	3	0	0	16	1	6.3	77	3	3.9	200	5	2.5	302	9	3
8TH GRADE FEMALE	5	0	0	3	0	0	8	0	0	66	3	4.5	197	17	8.6	279	20	7.2
8TH GRADE TOTAL	11	0	0	6	0	0	24	1	4.2	143	6	4.2	397	22	5.5	581	29	5
9TH GRADE MALE	9	1	11.1	2	0	0	16	2	12.5	112	18	16.1	249	41	16.5	388	62	16
9TH GRADE FEMALE	7	1	14.3	1	0	0	18	6	33.3	108	16	14.8	235	23	9.8	369	46	12.5
9TH GRADE TOTAL	16	2	12.5	3	0	0	34	8	23.5	220	34	15.5	484	64	13.2	757	108	14.3
10TH GRADE MALE	3	0	0	1	0	0	9	2	22.2	85	15	17.6	190	31	16.3	288	48	16.7
10TH GRADE FEMALE	4	1	25	3	0	0	7	0	0	83	13	15.7	158	20	12.7	255	34	13.3
10TH GRADE TOTAL	7	1	14.3	4	0	0	16	2	12.5	168	28	16.7	348	51	14.7	543	82	15.1
11TH GRADE MALE	5	0	0	2	0	0	9	1	11.1	58	7	12.1	126	15	11.9	200	23	11.5
11TH GRADE FEMALE	5	1	20	1	0	0	9	2	22.2	57	9	15.8	111	13	11.7	183	25	13.7
11TH GRADE TOTAL	10	1	10	3	0	0	18	3	16.7	115	16	13.9	237	28	11.8	383	48	12.5
12TH GRADE MALE	3	0	0	1	0	0	6	2	33.3	55	9	16.4	169	34	20.1	234	45	19.2
12TH GRADE FEMALE	6	2	33.3	1	0	0	4	0	0	56	2	3.6	154	18	11.7	221	22	10
12TH GRADE TOTAL	9	2	22.2	2	0	0	10	2	20	111	11	9.9	323	52	16.1	455	67	14.7
DISTRICT TOTAL MALE	32	1	3.1	13	0	0	78	8	10.3	474	54	11.4	1,129	130	11.5	1,726	193	11.2
DISTRICT TOTAL FEMALE	34	5	14.7	9	0	0	54	9	16.7	449	45	10	1,060	96	9.1	1,606	155	9.7
DISTRICT TOTAL	66	6	9.1	22	0	0	132	17	12.9	923	99	10.7	2,189	226	10.3	3,332	348	10.4
DISTRICT TOTALS (EXCLUDING ALTERNATIVE SCHOOLS)																		
7TH GRADE MALE	6	0	0	4	0	0	22	0	0	87	2	2.3	195	4	2.1	314	6	1.9
7TH GRADE FEMALE	7	0	0	0	0	0	8	1	12.5	79	2	2.5	205	5	2.4	299	8	2.7
7TH GRADE TOTAL	13	0	0	4	0	0	30	1	3.3	166	4	2.4	400	9	2.3	613	14	2.3
8TH GRADE MALE	6	0	0	3	0	0	16	1	6.3	77	3	3.9	200	5	2.5	302	9	3
8TH GRADE FEMALE	5	0	0	3	0	0	8	0	0	66	3	4.5	197	17	8.6	279	20	7.2
8TH GRADE TOTAL	11	0	0	6	0	0	24	1	4.2	143	6	4.2	397	22	5.5	581	29	5

2/5/2006 COLORADO DEPARTMENT OF EDUCATION PAGE : 1
 2003-2004 STATE DROPOUT COUNTS BY DISTRICT

	AMERICAN INDIAN OR ALASKAN NATIVE	AMERICAN INDIAN OR ALASKAN NATIVE	AMERICAN INDIAN OR ALASKAN NATIVE	ASIAN PACIFIC ISLANDER	ASIAN PACIFIC ISLANDER	ASIAN PACIFIC ISLANDER	BLACK NOT OF HISPANIC ORIGIN	BLACK NOT OF HISPANIC ORIGIN	BLACK NOT OF HISPANIC ORIGIN	WHITE NOT OF HISPANIC ORIGIN	WHITE NOT OF HISPANIC ORIGIN	WHITE NOT OF HISPANIC ORIGIN	HISPANIC PUPIL COUNT	HISPANIC DROPOUTS	HISPANIC DROPOUT RATE	TOTALS PUPIL COUNT	TOTALS DROPOUTS	TOTALS DROPOUT RATE	
9TH GRADE MALE	8	1	12.5	2	0	0	16	2	12.5	103	17	16.5	235	35	14.9	364	55	15.1	
9TH GRADE FEMALE	5	0	0	1	0	0	17	5	29.4	89	6	6.7	213	17	8	325	28	8.6	
9TH GRADE TOTAL	13	1	7.7	3	0	0	33	7	21.2	192	23	12	448	52	11.6	689	83	12	
10TH GRADE MALE	3	0	0	1	0	0	8	1	12.5	75	11	14.7	176	26	14.8	263	38	14.4	
10TH GRADE FEMALE	3	0	0	3	0	0	7	0	0	60	8	13.3	146	16	11	219	24	11	
10TH GRADE TOTAL	6	0	0	4	0	0	15	1	6.7	135	19	14.1	322	42	13	482	62	12.9	
11TH GRADE MALE	5	0	0	2	0	0	9	1	11.1	52	4	7.7	120	11	9.2	188	16	8.5	
11TH GRADE FEMALE	5	1	20	1	0	0	9	2	22.2	49	5	10.2	101	10	9.9	165	18	10.9	
11TH GRADE TOTAL	10	1	10	3	0	0	18	3	16.7	101	9	8.9	221	21	9.5	353	34	9.6	
12TH GRADE MALE	3	0	0	0	0	0	6	2	33.3	41	7	17.1	73	9	12.3	123	18	14.6	
12TH GRADE FEMALE	4	1	25	1	0	0	4	0	0	42	2	4.8	84	6	7.1	135	9	6.7	
12TH GRADE TOTAL	7	1	14.3	1	0	0	10	2	20	83	9	10.8	157	15	9.6	258	27	10.5	
DISTRICT TOTAL MALE	31	1	3.2	12	0	0	77	7	9.1	435	44	10.1	999	90	9	1,554	142	9.1	
DISTRICT TOTAL FEMALE	29	2	6.9	9	0	0	53	8	15.1	385	26	6.8	946	71	7.5	1,422	107	7.5	
DISTRICT TOTAL	60	3	5	21	0	0	130	15	11.5	820	70	8.5	1,945	161	8.3	2,976	249	8.4	
DISTRICT TOTALS (ALTERNATIVE SCHOOLS ONLY)																			
9TH GRADE MALE	1	0	0	0	0	0	0	0	0	9	1	11.1	14	6	42.9	24	7	29.2	
9TH GRADE FEMALE	2	1	50	0	0	0	1	1	100	19	10	52.6	22	6	27.3	44	18	40.9	
9TH GRADE TOTAL	3	1	33.3	0	0	0	1	1	100	28	11	39.3	36	12	33.3	68	25	36.8	
10TH GRADE MALE	0	0	0	0	0	0	1	1	100	10	4	40	14	5	35.7	25	10	40	
10TH GRADE FEMALE	1	1	100	0	0	0	0	0	0	23	5	21.7	12	4	33.3	36	10	27.8	
10TH GRADE TOTAL	1	1	100	0	0	0	1	1	100	33	9	27.3	26	9	34.6	61	20	32.8	
11TH GRADE MALE	0	0	0	0	0	0	0	0	0	6	3	50	6	4	66.7	12	7	58.3	
11TH GRADE FEMALE	0	0	0	0	0	0	0	0	0	8	4	50	10	3	30	18	7	38.9	
11TH GRADE TOTAL	0	0	0	0	0	0	0	0	0	14	7	50	16	7	43.8	30	14	46.7	
12TH GRADE MALE	0	0	0	1	0	0	0	0	0	14	2	14.3	96	25	26	111	27	24.3	
12TH GRADE FEMALE	2	1	50	0	0	0	0	0	0	14	0	0	70	12	17.1	86	13	15.1	
12TH GRADE TOTAL	2	1	50	1	0	0	0	0	0	28	2	7.1	166	37	22.3	197	40	20.3	
DISTRICT TOTAL MALE	1	0	0	1	0	0	1	1	100	39	10	25.6	130	40	30.8	172	51	29.7	
DISTRICT TOTAL FEMALE	5	3	60	0	0	0	1	1	100	64	19	29.7	114	25	21.9	184	48	26.1	
DISTRICT TOTAL	6	3	50	1	0	0	2	2	100	103	29	28.2	244	65	26.6	356	99	27.8	
DISTRICT: 0040 BRIGHTON 27J																			
DISTRICT TOTALS (INCLUDING ALTERNATIVE SCHOOLS)																			
7TH GRADE MALE	8	0	0	5	0	0	10	1	10	227	1	0.4	160	4	2.5	410	6	1.5	
7TH GRADE FEMALE	3	0	0	7	0	0	10	0	0	213	2	0.9	173	3	1.7	406	5	1.2	
7TH GRADE TOTAL	11	0	0	12	0	0	20	1	5	440	3	0.7	333	7	2.1	816	11	1.3	
8TH GRADE MALE	5	0	0	9	0	0	8	0	0	176	2	1.1	152	9	5.9	350	11	3.1	
8TH GRADE FEMALE	2	0	0	5	0	0	5	0	0	181	1	0.6	156	4	2.6	349	5	1.4	
8TH GRADE TOTAL	7	0	0	14	0	0	13	0	0	357	3	0.8	308	13	4.2	699	16	2.3	
9TH GRADE MALE	2	0	0	7	0	0	8	1	12.5	236	19	8.1	170	24	14.1	423	44	10.4	
9TH GRADE FEMALE	4	1	25	7	2	28.6	4	0	0	193	10	5.2	176	30	17	384	43	11.2	
9TH GRADE TOTAL	6	1	16.7	14	2	14.3	12	1	8.3	429	29	6.8	346	54	15.6	807	87	10.8	
10TH GRADE MALE	1	0	0	9	0	0	8	0	0	183	5	2.7	127	21	16.5	328	26	7.9	
10TH GRADE FEMALE	4	0	0	3	0	0	4	0	0	173	9	5.2	129	13	10.1	313	22	7	
10TH GRADE TOTAL	5	0	0	12	0	0	12	0	0	356	14	3.9	256	34	13.3	641	48	7.5	
11TH GRADE MALE	3	0	0	4	1	25	1	0	0	150	3	2	97	11	11.3	255	15	5.9	
11TH GRADE FEMALE	2	0	0	8	0	0	6	0	0	166	11	6.6	115	8	7	297	19	6.4	
11TH GRADE TOTAL	5	0	0	12	1	8.3	7	0	0	316	14	4.4	212	19	9	552	34	6.2	
12TH GRADE MALE	2	0	0	6	0	0	2	0	0	143	7	4.9	74	11	14.9	227	18	7.9	

2/5/2006 COLORADO DEPARTMENT OF EDUCATION PAGE : 1
 2003-2004 STATE DROPOUT COUNTS BY DISTRICT

	AMERICAN INDIAN OR ALASKAN NATIVE	AMERICAN INDIAN OR ALASKAN NATIVE	AMERICAN INDIAN OR ALASKAN NATIVE	ASIAN PACIFIC ISLANDER	ASIAN PACIFIC ISLANDER	ASIAN PACIFIC ISLANDER	BLACK NOT OF HISPANIC ORIGIN	BLACK NOT OF HISPANIC ORIGIN	BLACK NOT OF HISPANIC ORIGIN	WHITE NOT OF HISPANIC ORIGIN	WHITE NOT OF HISPANIC ORIGIN	WHITE NOT OF HISPANIC ORIGIN	HISPANIC PUPIL COUNT	HISPANIC DROPOUTS	HISPANIC DROPOUT RATE	TOTALS PUPIL COUNT	TOTALS DROPOUTS	TOTALS DROPOUT RATE	
12TH GRADE FEMALE	1	1	100	7	0	0	4	1	25	137	6	4.4	62	4	6.5	211	12	5.7	
12TH GRADE TOTAL	3	1	33.3	13	0	0	6	1	16.7	280	13	4.6	136	15	11	438	30	6.8	
DISTRICT TOTAL MALE	21	0	0	40	1	2.5	37	2	5.4	1,115	37	3.3	780	80	10.3	1,993	120	6	
DISTRICT TOTAL FEMALE	16	2	12.5	37	2	5.4	33	1	3	1,063	39	3.7	811	62	7.6	1,960	106	5.4	
DISTRICT TOTAL	37	2	5.4	77	3	3.9	70	3	4.3	2,178	76	3.5	1,591	142	8.9	3,953	226	5.7	
DISTRICT TOTALS (EXCLUDING ALTERNATIVE SCHOOLS)																			
7TH GRADE MALE	8	0	0	5	0	0	9	0	0	220	0	0	143	1	0.7	385	1	0.3	
7TH GRADE FEMALE	2	0	0	7	0	0	10	0	0	207	0	0	165	1	0.6	391	1	0.3	
7TH GRADE TOTAL	10	0	0	12	0	0	19	0	0	427	0	0	308	2	0.6	776	2	0.3	
8TH GRADE MALE	5	0	0	9	0	0	8	0	0	160	1	0.6	117	0	0	299	1	0.3	
8TH GRADE FEMALE	2	0	0	5	0	0	5	0	0	174	0	0	139	0	0	325	0	0	
8TH GRADE TOTAL	7	0	0	14	0	0	13	0	0	334	1	0.3	256	0	0	624	1	0.2	
9TH GRADE MALE	2	0	0	7	0	0	5	1	20	188	2	1.1	114	2	1.8	316	5	1.6	
9TH GRADE FEMALE	4	1	25	5	0	0	4	0	0	168	1	0.6	125	10	8	306	12	3.9	
9TH GRADE TOTAL	6	1	16.7	12	0	0	9	1	11.1	356	3	0.8	239	12	5	622	17	2.7	
10TH GRADE MALE	1	0	0	9	0	0	8	0	0	167	3	1.8	100	6	6	285	9	3.2	
10TH GRADE FEMALE	4	0	0	3	0	0	4	0	0	156	3	1.9	106	7	6.6	273	10	3.7	
10TH GRADE TOTAL	5	0	0	12	0	0	12	0	0	323	6	1.9	206	13	6.3	558	19	3.4	
11TH GRADE MALE	3	0	0	4	1	25	1	0	0	137	1	0.7	76	3	3.9	221	5	2.3	
11TH GRADE FEMALE	2	0	0	8	0	0	6	0	0	150	7	4.7	99	6	6.1	265	13	4.9	
11TH GRADE TOTAL	5	0	0	12	1	8.3	7	0	0	287	8	2.8	175	9	5.1	486	18	3.7	
12TH GRADE MALE	1	0	0	6	0	0	2	0	0	137	6	4.4	67	10	14.9	213	16	7.5	
12TH GRADE FEMALE	1	1	100	7	0	0	4	1	25	122	4	3.3	59	3	5.1	193	9	4.7	
12TH GRADE TOTAL	2	1	50	13	0	0	6	1	16.7	259	10	3.9	126	13	10.3	406	25	6.2	
DISTRICT TOTAL MALE	20	0	0	40	1	2.5	33	1	3	1,009	13	1.3	617	22	3.6	1,719	37	2.2	
DISTRICT TOTAL FEMALE	15	2	13.3	35	0	0	33	3	3	977	15	1.5	693	27	3.9	1,753	45	2.6	
DISTRICT TOTAL	35	2	5.7	75	1	1.3	66	2	3	1,986	28	1.4	1,310	49	3.7	3,472	82	2.4	
DISTRICT TOTALS (ALTERNATIVE SCHOOLS ONLY)																			
7TH GRADE MALE	0	0	0	0	0	0	1	1	100	7	1	14.3	17	3	17.6	25	5	20	
7TH GRADE FEMALE	1	0	0	0	0	0	0	0	0	6	2	33.3	8	2	25	15	4	26.7	
7TH GRADE TOTAL	1	0	0	0	0	0	1	1	100	13	3	23.1	25	5	20	40	9	22.5	
8TH GRADE MALE	0	0	0	0	0	0	0	0	0	16	1	6.3	35	9	25.7	51	10	19.6	
8TH GRADE FEMALE	0	0	0	0	0	0	0	0	0	7	1	14.3	17	4	23.5	24	5	20.8	
8TH GRADE TOTAL	0	0	0	0	0	0	0	0	0	23	2	8.7	52	13	25	75	15	20	
9TH GRADE MALE	0	0	0	0	0	0	3	0	0	48	17	35.4	56	22	39.3	107	39	36.4	
9TH GRADE FEMALE	0	0	0	2	2	100	0	0	0	25	9	36	51	20	39.2	78	31	39.7	
9TH GRADE TOTAL	0	0	0	2	2	100	3	0	0	73	26	35.6	107	42	39.3	185	70	37.8	
10TH GRADE MALE	0	0	0	0	0	0	0	0	0	16	2	12.5	27	15	55.6	43	17	39.5	
10TH GRADE FEMALE	0	0	0	0	0	0	0	0	0	17	6	35.3	23	6	26.1	40	12	30	
10TH GRADE TOTAL	0	0	0	0	0	0	0	0	0	33	8	24.2	50	21	42	83	29	34.9	
11TH GRADE MALE	0	0	0	0	0	0	0	0	0	13	2	15.4	21	8	38.1	34	10	29.4	
11TH GRADE FEMALE	0	0	0	0	0	0	0	0	0	16	4	25	16	2	12.5	32	6	18.8	
11TH GRADE TOTAL	0	0	0	0	0	0	0	0	0	29	6	20.7	37	10	27	66	16	24.2	
12TH GRADE MALE	1	0	0	0	0	0	0	0	0	6	1	16.7	7	1	14.3	14	2	14.3	
12TH GRADE FEMALE	0	0	0	0	0	0	0	0	0	15	2	13.3	3	1	33.3	18	3	16.7	
12TH GRADE TOTAL	1	0	0	0	0	0	0	0	0	21	3	14.3	10	2	20	32	5	15.6	
DISTRICT TOTAL MALE	1	0	0	0	0	0	4	1	25	106	24	22.6	163	58	35.6	274	83	30.3	
DISTRICT TOTAL FEMALE	1	0	0	2	2	100	0	0	0	86	24	27.9	118	35	29.7	207	61	29.5	
DISTRICT TOTAL	2	0	0	2	2	100	4	1	25	192	48	25	281	93	33.1	481	144	29.9	

2/5/2006 COLORADO DEPARTMENT OF EDUCATION PAGE : 1
 2003-2004 STATE DROPOUT COUNTS BY DISTRICT


	AMERICAN INDIAN OR ALASKAN NATIVE PUPIL COUNT	AMERICAN INDIAN OR ALASKAN NATIVE DROPOUTS	AMERICAN INDIAN OR ALASKAN NATIVE DROPOUT RATE	ASIAN PACIFIC ISLANDER PUPIL COUNT	ASIAN PACIFIC ISLANDER DROPOUTS	ASIAN PACIFIC ISLANDER DROPOUT RATE	BLACK NOT OF HISPANIC ORIGIN PUPIL COUNT	BLACK NOT OF HISPANIC ORIGIN DROPOUTS	BLACK NOT OF HISPANIC ORIGIN DROPOUT RATE	WHITE NOT OF HISPANIC ORIGIN PUPIL COUNT	WHITE NOT OF HISPANIC ORIGIN DROPOUTS	WHITE NOT OF HISPANIC ORIGIN DROPOUT RATE	HISPANIC PUPIL COUNT	HISPANIC DROPOUTS	HISPANIC DROPOUT RATE	TOTALS PUPIL COUNT	TOTALS DROPOUTS	TOTALS DROPOUT RATE
DISTRICT:	0060	STRASBURG 31J																
DISTRICT TOTALS (INCLUDING ALTERNATIVE SCHOOLS)																		
7TH GRADE MALE	0	0	0	0	0	0	0	0	0	32	0	0	2	0	0	34	0	0
7TH GRADE FEMALE	0	0	0	1	0	0	0	0	0	37	0	0	3	0	0	41	0	0
7TH GRADE TOTAL	0	0	0	1	0	0	0	0	0	69	0	0	5	0	0	75	0	0
8TH GRADE MALE	0	0	0	1	0	0	0	0	0	32	0	0	2	0	0	35	0	0
8TH GRADE FEMALE	1	0	0	2	0	0	0	0	0	34	0	0	3	0	0	40	0	0
8TH GRADE TOTAL	1	0	0	3	0	0	0	0	0	66	0	0	5	0	0	75	0	0
9TH GRADE MALE	1	0	0	0	0	0	0	0	0	41	0	0	4	0	0	46	0	0
9TH GRADE FEMALE	0	0	0	0	0	0	0	0	0	43	0	0	2	0	0	45	0	0
9TH GRADE TOTAL	1	0	0	0	0	0	0	0	0	84	0	0	6	0	0	91	0	0
10TH GRADE MALE	0	0	0	0	0	0	1	0	0	37	0	0	1	0	0	39	0	0
10TH GRADE FEMALE	0	0	0	0	0	0	0	0	0	21	0	0	2	0	0	23	0	0
10TH GRADE TOTAL	0	0	0	0	0	0	1	0	0	58	0	0	3	0	0	62	0	0
11TH GRADE MALE	0	0	0	0	0	0	1	0	0	35	1	2.9	2	1	50	38	2	5.3
11TH GRADE FEMALE	0	0	0	1	0	0	2	0	0	26	0	0	1	0	0	30	0	0
11TH GRADE TOTAL	0	0	0	1	0	0	3	0	0	61	1	1.6	3	1	33.3	68	2	2.9
12TH GRADE MALE	0	0	0	0	0	0	1	1	100	29	6	20.7	1	0	0	31	7	22.6
12TH GRADE FEMALE	0	0	0	0	0	0	0	0	0	28	0	0	1	0	0	29	0	0
12TH GRADE TOTAL	0	0	0	0	0	0	1	1	100	57	6	10.5	2	0	0	60	7	11.7
DISTRICT TOTAL MALE	1	0	0	1	0	0	3	1	33.3	206	7	3.4	12	1	8.3	223	9	4
DISTRICT TOTAL FEMALE	1	0	0	4	0	0	2	0	0	189	0	0	12	0	0	208	0	0
DISTRICT TOTAL	2	0	0	5	0	0	5	1	20	395	7	1.8	24	1	4.2	431	9	2.1
DISTRICT TOTALS (EXCLUDING ALTERNATIVE SCHOOLS)																		
7TH GRADE MALE	0	0	0	0	0	0	0	0	0	32	0	0	2	0	0	34	0	0
7TH GRADE FEMALE	0	0	0	1	0	0	0	0	0	37	0	0	3	0	0	41	0	0
7TH GRADE TOTAL	0	0	0	1	0	0	0	0	0	69	0	0	5	0	0	75	0	0
8TH GRADE MALE	0	0	0	1	0	0	0	0	0	32	0	0	2	0	0	35	0	0
8TH GRADE FEMALE	1	0	0	2	0	0	0	0	0	34	0	0	3	0	0	40	0	0
8TH GRADE TOTAL	1	0	0	3	0	0	0	0	0	66	0	0	5	0	0	75	0	0
9TH GRADE MALE	1	0	0	0	0	0	0	0	0	40	0	0	4	0	0	45	0	0
9TH GRADE FEMALE	0	0	0	0	0	0	0	0	0	42	0	0	1	0	0	43	0	0
9TH GRADE TOTAL	1	0	0	0	0	0	0	0	0	82	0	0	5	0	0	88	0	0
10TH GRADE MALE	0	0	0	0	0	0	1	0	0	36	0	0	1	0	0	38	0	0
10TH GRADE FEMALE	0	0	0	0	0	0	0	0	0	20	0	0	1	0	0	21	0	0
10TH GRADE TOTAL	0	0	0	0	0	0	1	0	0	56	0	0	2	0	0	59	0	0
11TH GRADE MALE	0	0	0	0	0	0	1	0	0	33	1	3	2	1	50	36	2	5.6
11TH GRADE FEMALE	0	0	0	1	0	0	2	0	0	25	0	0	1	0	0	29	0	0
11TH GRADE TOTAL	0	0	0	1	0	0	3	0	0	58	1	1.7	3	1	33.3	65	2	3.1
12TH GRADE MALE	0	0	0	0	0	0	0	0	0	24	3	12.5	1	0	0	25	3	12
12TH GRADE FEMALE	0	0	0	0	0	0	0	0	0	25	0	0	1	0	0	26	0	0
12TH GRADE TOTAL	0	0	0	0	0	0	0	0	0	49	3	6.1	2	0	0	51	3	5.9
DISTRICT TOTAL MALE	1	0	0	1	0	0	2	0	0	197	4	2	12	1	8.3	213	5	2.3
DISTRICT TOTAL FEMALE	1	0	0	4	0	0	2	0	0	183	0	0	10	0	0	200	0	0
DISTRICT TOTAL	2	0	0	5	0	0	4	0	0	380	4	1.1	22	1	4.5	413	5	1.2
DISTRICT TOTALS (ALTERNATIVE SCHOOLS ONLY)																		
9TH GRADE MALE	0	0	0	0	0	0	0	0	0	1	0	0	0	0	0	1	0	0
9TH GRADE FEMALE	0	0	0	0	0	0	0	0	0	1	0	0	1	0	0	2	0	0
9TH GRADE TOTAL	0	0	0	0	0	0	0	0	0	2	0	0	1	0	0	3	0	0

2/5/2006 COLORADO DEPARTMENT OF EDUCATION PAGE : 1
 2003-2004 STATE DROPOUT COUNTS BY DISTRICT

	AMERICAN INDIAN OR ALASKAN NATIVE	AMERICAN INDIAN OR ALASKAN NATIVE	AMERICAN INDIAN OR ALASKAN NATIVE	ASIAN PACIFIC ISLANDER	ASIAN PACIFIC ISLANDER	ASIAN PACIFIC ISLANDER	BLACK NOT OF HISPANIC ORIGIN	BLACK NOT OF HISPANIC ORIGIN	BLACK NOT OF HISPANIC ORIGIN	WHITE NOT OF HISPANIC ORIGIN	WHITE NOT OF HISPANIC ORIGIN	WHITE NOT OF HISPANIC ORIGIN	HISPANIC PUPIL COUNT	HISPANIC DROPOUTS	HISPANIC DROPOUT RATE	TOTALS PUPIL COUNT	TOTALS DROPOUTS	TOTALS DROPOUT RATE
10TH GRADE MALE	0	0	0	0	0	0	0	0	0	1	0	0	0	0	0	1	0	0
10TH GRADE FEMALE	0	0	0	0	0	0	0	0	0	1	0	0	1	0	0	2	0	0
10TH GRADE TOTAL	0	0	0	0	0	0	0	0	0	2	0	0	1	0	0	3	0	0
11TH GRADE MALE	0	0	0	0	0	0	0	0	0	2	0	0	0	0	0	2	0	0
11TH GRADE FEMALE	0	0	0	0	0	0	0	0	0	1	0	0	0	0	0	1	0	0
11TH GRADE TOTAL	0	0	0	0	0	0	0	0	0	3	0	0	0	0	0	3	0	0
12TH GRADE MALE	0	0	0	0	0	0	1	1	100	5	3	60	0	0	0	6	4	66.7
12TH GRADE FEMALE	0	0	0	0	0	0	0	0	0	3	0	0	0	0	0	3	0	0
12TH GRADE TOTAL	0	0	0	0	0	0	1	1	100	8	3	37.5	0	0	0	9	4	44.4
DISTRICT TOTAL MALE	0	0	0	0	0	0	1	1	100	9	3	33.3	0	0	0	10	4	40
DISTRICT TOTAL FEMALE	0	0	0	0	0	0	0	0	0	6	0	0	2	0	0	8	0	0
DISTRICT TOTAL	0	0	0	0	0	0	1	1	100	15	3	20	2	0	0	18	4	22.2
DISTRICT: 0070 WESTMINSTER 50																		
DISTRICT TOTALS (INCLUDING ALTERNATIVE SCHOOLS)																		
7TH GRADE MALE	9	3	33.3	45	3	6.7	10	0	0	168	1	0.6	282	4	1.4	514	11	2.1
7TH GRADE FEMALE	5	0	0	36	0	0	9	0	0	168	1	0.6	266	7	2.6	484	8	1.7
7TH GRADE TOTAL	14	3	21.4	81	3	3.7	19	0	0	336	2	0.6	548	11	2	998	19	1.9
8TH GRADE MALE	5	0	0	54	1	1.9	19	0	0	179	4	2.2	292	14	4.8	549	19	3.5
8TH GRADE FEMALE	5	0	0	33	0	0	11	0	0	162	4	2.5	258	15	5.8	469	19	4.1
8TH GRADE TOTAL	10	0	0	87	1	1.1	30	0	0	341	8	2.3	550	29	5.3	1,018	38	3.7
9TH GRADE MALE	7	0	0	55	4	7.3	12	1	8.3	206	18	8.7	312	39	12.5	592	62	10.5
9TH GRADE FEMALE	6	1	16.7	50	4	8	17	2	11.8	186	23	12.4	304	24	7.9	563	54	9.6
9TH GRADE TOTAL	13	1	7.7	105	8	7.6	29	3	10.3	392	41	10.5	616	63	10.2	1,155	116	10
10TH GRADE MALE	3	1	33.3	39	4	10.3	9	0	0	190	26	13.7	246	40	16.3	487	71	14.6
10TH GRADE FEMALE	10	1	10	41	7	17.1	13	4	30.8	188	27	14.4	233	21	9	485	60	12.4
10TH GRADE TOTAL	13	2	15.4	80	11	13.8	22	4	18.2	378	53	14	479	61	12.7	972	131	13.5
11TH GRADE MALE	5	0	0	38	6	15.8	14	2	14.3	186	24	12.9	203	38	18.7	446	70	15.7
11TH GRADE FEMALE	2	0	0	41	2	4.9	14	2	14.3	149	18	12.1	220	40	18.2	426	62	14.6
11TH GRADE TOTAL	7	0	0	79	8	10.1	28	4	14.3	335	42	12.5	423	78	18.4	872	132	15.1
12TH GRADE MALE	4	1	25	30	3	10	5	0	0	161	6	3.7	127	13	10.2	327	23	7
12TH GRADE FEMALE	3	0	0	30	2	6.7	4	0	0	142	5	3.5	149	6	4	328	13	4
12TH GRADE TOTAL	7	1	14.3	60	5	8.3	9	0	0	303	11	3.6	276	19	6.9	655	36	5.5
DISTRICT TOTAL MALE	33	5	15.2	261	21	8	69	3	4.3	1,090	79	7.2	1,462	148	10.1	2,915	256	8.8
DISTRICT TOTAL FEMALE	31	2	6.5	231	15	6.5	68	8	11.8	995	78	7.8	1,430	113	7.9	2,755	216	7.8
DISTRICT TOTAL	64	7	10.9	492	36	7.3	137	11	8	2,085	157	7.5	2,892	261	9	5,670	472	8.3
DISTRICT TOTALS (EXCLUDING ALTERNATIVE SCHOOLS)																		
7TH GRADE MALE	9	3	33.3	45	3	6.7	10	0	0	168	1	0.6	282	4	1.4	514	11	2.1
7TH GRADE FEMALE	5	0	0	36	0	0	9	0	0	168	1	0.6	266	7	2.6	484	8	1.7
7TH GRADE TOTAL	14	3	21.4	81	3	3.7	19	0	0	336	2	0.6	548	11	2	998	19	1.9
8TH GRADE MALE	5	0	0	54	1	1.9	19	0	0	179	4	2.2	292	14	4.8	549	19	3.5
8TH GRADE FEMALE	5	0	0	33	0	0	11	0	0	162	4	2.5	258	15	5.8	469	19	4.1
8TH GRADE TOTAL	10	0	0	87	1	1.1	30	0	0	341	8	2.3	550	29	5.3	1,018	38	3.7
9TH GRADE MALE	7	0	0	55	4	7.3	12	1	8.3	206	18	8.7	312	39	12.5	592	62	10.5
9TH GRADE FEMALE	6	1	16.7	50	4	8	17	2	11.8	186	23	12.4	304	24	7.9	563	54	9.6
9TH GRADE TOTAL	13	1	7.7	105	8	7.6	29	3	10.3	392	41	10.5	616	63	10.2	1,155	116	10
10TH GRADE MALE	3	1	33.3	39	4	10.3	9	0	0	190	26	13.7	246	40	16.3	487	71	14.6
10TH GRADE FEMALE	10	1	10	41	7	17.1	13	4	30.8	188	27	14.4	233	21	9	485	60	12.4
10TH GRADE TOTAL	13	2	15.4	80	11	13.8	22	4	18.2	378	53	14	479	61	12.7	972	131	13.5
11TH GRADE MALE	5	0	0	38	6	15.8	14	2	14.3	186	24	12.9	203	38	18.7	446	70	15.7


2/5/2006 COLORADO DEPARTMENT OF EDUCATION PAGE : 1
 2003-2004 STATE DROPOUT COUNTS BY DISTRICT

	AMERICAN INDIAN OR ALASKAN NATIVE	AMERICAN INDIAN OR ALASKAN NATIVE	AMERICAN INDIAN OR ALASKAN NATIVE	ASIAN PACIFIC ISLANDER	ASIAN PACIFIC ISLANDER	ASIAN PACIFIC ISLANDER	BLACK NOT OF HISPANIC ORIGIN	BLACK NOT OF HISPANIC ORIGIN	BLACK NOT OF HISPANIC ORIGIN	WHITE NOT OF HISPANIC ORIGIN	WHITE NOT OF HISPANIC ORIGIN	WHITE NOT OF HISPANIC ORIGIN	HISPANIC PUPIL COUNT	HISPANIC DROPOUTS	HISPANIC DROPOUT RATE	TOTALS PUPIL COUNT	TOTALS DROPOUTS	TOTALS DROPOUT RATE	
11TH GRADE FEMALE	2	0	0	41	2	4.9	14	2	14.3	149	18	12.1	220	40	18.2	426	62	14.6	
11TH GRADE TOTAL	7	0	0	79	8	10.1	28	4	14.3	335	42	12.5	423	78	18.4	872	132	15.1	
12TH GRADE MALE	4	1	25	30	3	10	5	0	0	161	6	3.7	127	13	10.2	327	23	7	
12TH GRADE FEMALE	3	0	0	30	2	6.7	4	0	0	142	5	3.5	149	6	4	328	13	4	
12TH GRADE TOTAL	7	1	14.3	60	5	8.3	9	0	0	303	11	3.6	276	19	6.9	655	36	5.5	
DISTRICT TOTAL MALE	33	5	15.2	261	21	8	69	3	4.3	1,090	79	7.2	1,462	148	10.1	2,915	256	8.8	
DISTRICT TOTAL FEMALE	31	2	6.5	231	15	6.5	68	8	11.8	995	78	7.8	1,430	113	7.9	2,755	216	7.8	
DISTRICT TOTAL	64	7	10.9	492	36	7.3	137	11	8	2,085	157	7.5	2,892	261	9	5,670	472	8.3	
DISTRICT TOTALS (ALTERNATIVE SCHOOLS ONLY)																			
DISTRICT TOTAL MALE	0	0	0	0	0	0	0	0	0	0	0	0	0	0	0	0	0	0	
DISTRICT TOTAL FEMALE	0	0	0	0	0	0	0	0	0	0	0	0	0	0	0	0	0	0	
DISTRICT TOTAL	0	0	0	0	0	0	0	0	0	0	0	0	0	0	0	0	0	0	
COUNTY :	02		ALAMOSA																
DISTRICT:	0100		ALAMOSA RE-11J																
DISTRICT TOTALS (INCLUDING ALTERNATIVE SCHOOLS)																			
7TH GRADE MALE	1	0	0	4	0	0	0	0	0	50	2	4	69	1	1.4	124	3	2.4	
7TH GRADE FEMALE	2	0	0	2	0	0	1	0	0	53	1	1.9	76	1	1.3	134	2	1.5	
7TH GRADE TOTAL	3	0	0	6	0	0	1	0	0	103	3	2.9	145	2	1.4	258	5	1.9	
8TH GRADE MALE	3	1	33.3	1	0	0	0	0	0	43	1	2.3	68	4	5.9	115	6	5.2	
8TH GRADE FEMALE	0	0	0	0	0	0	0	0	0	39	1	2.6	62	4	6.5	101	5	5	
8TH GRADE TOTAL	3	1	33.3	1	0	0	0	0	0	82	2	2.4	130	8	6.2	216	11	5.1	
9TH GRADE MALE	0	0	0	2	0	0	0	0	0	54	4	7.4	85	6	7.1	141	10	7.1	
9TH GRADE FEMALE	0	0	0	2	0	0	2	1	50	35	2	5.7	70	7	10	109	10	9.2	
9TH GRADE TOTAL	0	0	0	4	0	0	2	1	50	89	6	6.7	155	13	8.4	250	20	8	
10TH GRADE MALE	2	0	0	1	0	0	1	0	0	42	1	2.4	64	6	9.4	110	7	6.4	
10TH GRADE FEMALE	2	1	50	0	0	0	2	0	0	42	3	7.1	48	6	12.5	94	10	10.6	
10TH GRADE TOTAL	4	1	25	1	0	0	3	0	0	84	4	4.8	112	12	10.7	204	17	8.3	
11TH GRADE MALE	0	0	0	0	0	0	0	0	0	34	4	11.8	42	2	4.8	76	6	7.9	
11TH GRADE FEMALE	1	0	0	1	0	0	0	0	0	41	3	7.3	50	6	12	93	9	9.7	
11TH GRADE TOTAL	1	0	0	1	0	0	0	0	0	75	7	9.3	92	8	8.7	169	15	8.9	
12TH GRADE MALE	0	0	0	3	0	0	1	0	0	51	5	9.8	48	0	0	103	5	4.9	
12TH GRADE FEMALE	2	0	0	0	0	0	1	0	0	48	3	6.3	41	1	2.4	92	4	4.3	
12TH GRADE TOTAL	2	0	0	3	0	0	2	0	0	99	8	8.1	89	1	1.1	195	9	4.6	
DISTRICT TOTAL MALE	6	1	16.7	11	0	0	2	0	0	274	17	6.2	376	19	5.1	669	37	5.5	
DISTRICT TOTAL FEMALE	7	1	14.3	5	0	0	6	1	16.7	258	13	5	347	25	7.2	623	40	6.4	
DISTRICT TOTAL	13	2	15.4	16	0	0	8	1	12.5	532	30	5.6	723	44	6.1	1,292	77	6	
DISTRICT TOTALS (EXCLUDING ALTERNATIVE SCHOOLS)																			
7TH GRADE MALE	1	0	0	4	0	0	0	0	0	49	2	4.1	63	0	0	117	2	1.7	
7TH GRADE FEMALE	2	0	0	2	0	0	1	0	0	53	1	1.9	74	1	1.4	132	2	1.5	
7TH GRADE TOTAL	3	0	0	6	0	0	1	0	0	102	3	2.9	137	1	0.7	249	4	1.6	
8TH GRADE MALE	3	1	33.3	1	0	0	0	0	0	40	0	0	64	4	6.3	108	5	4.6	
8TH GRADE FEMALE	0	0	0	0	0	0	0	0	0	38	1	2.6	61	4	6.6	99	5	5.1	
8TH GRADE TOTAL	3	1	33.3	1	0	0	0	0	0	78	1	1.3	125	8	6.4	207	10	4.8	
9TH GRADE MALE	0	0	0	2	0	0	0	0	0	48	2	4.2	76	4	5.3	126	6	4.8	
9TH GRADE FEMALE	0	0	0	2	0	0	2	1	50	34	2	5.9	61	3	4.9	99	6	6.1	
9TH GRADE TOTAL	0	0	0	4	0	0	2	1	50	82	4	4.9	137	7	5.1	225	12	5.3	
10TH GRADE MALE	2	0	0	1	0	0	1	0	0	40	1	2.5	56	3	5.4	100	4	4	
10TH GRADE FEMALE	2	1	50	0	0	0	2	0	0	37	2	5.4	40	4	10	81	7	8.6	
10TH GRADE TOTAL	4	1	25	1	0	0	3	0	0	77	3	3.9	96	7	7.3	181	11	6.1	



2/5/2006 COLORADO DEPARTMENT OF EDUCATION PAGE : 1
 2003-2004 STATE DROPOUT COUNTS BY DISTRICT

	AMERICAN INDIAN OR ALASKAN NATIVE	AMERICAN INDIAN OR ALASKAN NATIVE	AMERICAN INDIAN OR ALASKAN NATIVE	ASIAN PACIFIC ISLANDER	ASIAN PACIFIC ISLANDER	ASIAN PACIFIC ISLANDER	BLACK NOT OF HISPANIC ORIGIN	BLACK NOT OF HISPANIC ORIGIN	BLACK NOT OF HISPANIC ORIGIN	WHITE NOT OF HISPANIC ORIGIN	WHITE NOT OF HISPANIC ORIGIN	WHITE NOT OF HISPANIC ORIGIN	HISPANIC PUPIL COUNT	HISPANIC DROPOUTS	HISPANIC DROPOUT RATE	TOTALS PUPIL COUNT	TOTALS DROPOUTS	TOTALS DROPOUT RATE
11TH GRADE MALE	0	0	0	0	0	0	0	0	0	30	2	6.7	36	1	2.8	66	3	4.5
11TH GRADE FEMALE	1	0	0	1	0	0	0	0	0	36	3	8.3	43	1	2.3	81	4	4.9
11TH GRADE TOTAL	1	0	0	1	0	0	0	0	0	66	5	7.6	79	2	2.5	147	7	4.8
12TH GRADE MALE	0	0	0	3	0	0	1	0	0	44	3	6.8	36	0	0	84	3	3.6
12TH GRADE FEMALE	2	0	0	0	0	0	1	0	0	42	0	0	29	0	0	74	0	0
12TH GRADE TOTAL	2	0	0	3	0	0	2	0	0	86	3	3.5	65	0	0	158	3	1.9
DISTRICT TOTAL MALE	6	1	16.7	11	0	0	2	0	0	251	10	4	331	12	3.6	601	23	3.8
DISTRICT TOTAL FEMALE	7	1	14.3	5	0	0	6	1	16.7	240	9	3.8	308	13	4.2	566	24	4.2
DISTRICT TOTAL	13	2	15.4	16	0	0	8	1	12.5	491	19	3.9	639	25	3.9	1,167	47	4
DISTRICT TOTALS (ALTERNATIVE SCHOOLS ONLY)																		
7TH GRADE MALE	0	0	0	0	0	0	0	0	0	1	0	0	6	1	16.7	7	1	14.3
7TH GRADE FEMALE	0	0	0	0	0	0	0	0	0	0	0	0	2	0	0	2	0	0
7TH GRADE TOTAL	0	0	0	0	0	0	0	0	0	1	0	0	8	1	12.5	9	1	11.1
8TH GRADE MALE	0	0	0	0	0	0	0	0	0	3	1	33.3	4	0	0	7	1	14.3
8TH GRADE FEMALE	0	0	0	0	0	0	0	0	0	1	0	0	1	0	0	2	0	0
8TH GRADE TOTAL	0	0	0	0	0	0	0	0	0	4	1	25	5	0	0	9	1	11.1
9TH GRADE MALE	0	0	0	0	0	0	0	0	0	6	2	33.3	9	2	22.2	15	4	26.7
9TH GRADE FEMALE	0	0	0	0	0	0	0	0	0	1	0	0	9	4	44.4	10	4	40
9TH GRADE TOTAL	0	0	0	0	0	0	0	0	0	7	2	28.6	18	6	33.3	25	8	32
10TH GRADE MALE	0	0	0	0	0	0	0	0	0	2	0	0	8	3	37.5	10	3	30
10TH GRADE FEMALE	0	0	0	0	0	0	0	0	0	5	1	20	8	2	25	13	3	23.1
10TH GRADE TOTAL	0	0	0	0	0	0	0	0	0	7	1	14.3	16	5	31.3	23	6	26.1
11TH GRADE MALE	0	0	0	0	0	0	0	0	0	4	2	50	6	1	16.7	10	3	30
11TH GRADE FEMALE	0	0	0	0	0	0	0	0	0	5	0	0	7	5	71.4	12	5	41.7
11TH GRADE TOTAL	0	0	0	0	0	0	0	0	0	9	2	22.2	13	6	46.2	22	8	36.4
12TH GRADE MALE	0	0	0	0	0	0	0	0	0	7	2	28.6	12	0	0	19	2	10.5
12TH GRADE FEMALE	0	0	0	0	0	0	0	0	0	6	3	50	12	1	8.3	18	4	22.2
12TH GRADE TOTAL	0	0	0	0	0	0	0	0	0	13	5	38.5	24	1	4.2	37	6	16.2
DISTRICT TOTAL MALE	0	0	0	0	0	0	0	0	0	23	7	30.4	45	7	15.6	68	14	20.6
DISTRICT TOTAL FEMALE	0	0	0	0	0	0	0	0	0	18	4	22.2	39	12	30.8	57	16	28.1
DISTRICT TOTAL	0	0	0	0	0	0	0	0	0	41	11	26.8	84	19	22.6	125	30	24
DISTRICT: 0110 SANGRE DE CRISTO RE-22J																		
DISTRICT TOTALS (INCLUDING ALTERNATIVE SCHOOLS)																		
7TH GRADE MALE	0	0	0	1	0	0	2	0	0	8	0	0	2	0	0	13	0	0
7TH GRADE FEMALE	0	0	0	0	0	0	0	0	0	10	0	0	3	0	0	13	0	0
7TH GRADE TOTAL	0	0	0	1	0	0	2	0	0	18	0	0	5	0	0	26	0	0
8TH GRADE MALE	0	0	0	0	0	0	1	0	0	10	0	0	2	0	0	13	0	0
8TH GRADE FEMALE	1	0	0	0	0	0	1	0	0	9	0	0	1	0	0	12	0	0
8TH GRADE TOTAL	1	0	0	0	0	0	2	0	0	19	0	0	3	0	0	25	0	0
9TH GRADE MALE	1	0	0	0	0	0	0	0	0	15	0	0	2	0	0	18	0	0
9TH GRADE FEMALE	0	0	0	1	0	0	1	0	0	10	0	0	1	0	0	13	0	0
9TH GRADE TOTAL	1	0	0	1	0	0	1	0	0	25	0	0	3	0	0	31	0	0
10TH GRADE MALE	0	0	0	0	0	0	0	0	0	8	0	0	4	1	25	12	1	8.3
10TH GRADE FEMALE	1	0	0	0	0	0	1	0	0	15	0	0	3	0	0	20	0	0
10TH GRADE TOTAL	1	0	0	0	0	0	1	0	0	23	0	0	7	1	14.3	32	1	3.1
11TH GRADE MALE	0	0	0	0	0	0	1	0	0	14	1	7.1	4	0	0	19	1	5.3
11TH GRADE FEMALE	1	1	100	0	0	0	1	0	0	13	0	0	2	0	0	17	1	5.9
11TH GRADE TOTAL	1	1	100	0	0	0	2	0	0	27	1	3.7	6	0	0	36	2	5.6
12TH GRADE MALE	0	0	0	0	0	0	0	0	0	11	0	0	4	0	0	15	0	0



2/5/2006 COLORADO DEPARTMENT OF EDUCATION PAGE : 1
 2003-2004 STATE DROPOUT COUNTS BY DISTRICT

	AMERICAN INDIAN OR ALASKAN NATIVE	AMERICAN INDIAN OR ALASKAN NATIVE	AMERICAN INDIAN OR ALASKAN NATIVE	ASIAN PACIFIC ISLANDER	ASIAN PACIFIC ISLANDER	ASIAN PACIFIC ISLANDER	BLACK NOT OF HISPANIC ORIGIN	BLACK NOT OF HISPANIC ORIGIN	BLACK NOT OF HISPANIC ORIGIN	WHITE NOT OF HISPANIC ORIGIN	WHITE NOT OF HISPANIC ORIGIN	WHITE NOT OF HISPANIC ORIGIN	HISPANIC PUPIL COUNT	HISPANIC DROPOUTS	HISPANIC DROPOUT RATE	TOTALS PUPIL COUNT	TOTALS DROPOUTS	TOTALS DROPOUT RATE	
12TH GRADE FEMALE	1	0	0	0	0	0	0	0	0	11	0	0	0	0	0	12	0	0	
12TH GRADE TOTAL	1	0	0	0	0	0	0	0	0	22	0	0	4	0	0	27	0	0	
DISTRICT TOTAL MALE	1	0	0	1	0	0	4	0	0	66	1	1.5	18	1	5.6	90	2	2.2	
DISTRICT TOTAL FEMALE	4	1	25	1	0	0	4	0	0	68	0	0	10	0	0	87	1	1.1	
DISTRICT TOTAL	5	1	20	2	0	0	8	0	0	134	1	0.7	28	1	3.6	177	3	1.7	
DISTRICT TOTALS (EXCLUDING ALTERNATIVE SCHOOLS)																			
7TH GRADE MALE	0	0	0	1	0	0	2	0	0	8	0	0	2	0	0	13	0	0	
7TH GRADE FEMALE	0	0	0	0	0	0	0	0	0	10	0	0	3	0	0	13	0	0	
7TH GRADE TOTAL	0	0	0	1	0	0	2	0	0	18	0	0	5	0	0	26	0	0	
8TH GRADE MALE	0	0	0	0	0	0	1	0	0	10	0	0	2	0	0	13	0	0	
8TH GRADE FEMALE	1	0	0	0	0	0	1	0	0	9	0	0	1	0	0	12	0	0	
8TH GRADE TOTAL	1	0	0	0	0	0	2	0	0	19	0	0	3	0	0	25	0	0	
9TH GRADE MALE	1	0	0	0	0	0	0	0	0	15	0	0	2	0	0	18	0	0	
9TH GRADE FEMALE	0	0	0	1	0	0	1	0	0	10	0	0	1	0	0	13	0	0	
9TH GRADE TOTAL	1	0	0	1	0	0	1	0	0	25	0	0	3	0	0	31	0	0	
10TH GRADE MALE	0	0	0	0	0	0	0	0	0	8	0	0	4	1	25	12	1	8.3	
10TH GRADE FEMALE	1	0	0	0	0	0	1	0	0	15	0	0	3	0	0	20	0	0	
10TH GRADE TOTAL	1	0	0	0	0	0	1	0	0	23	0	0	7	1	14.3	32	1	3.1	
11TH GRADE MALE	0	0	0	0	0	0	1	0	0	14	1	7.1	4	0	0	19	1	5.3	
11TH GRADE FEMALE	1	1	100	0	0	0	1	0	0	13	0	0	2	0	0	17	1	5.9	
11TH GRADE TOTAL	1	1	100	0	0	0	2	0	0	27	1	3.7	6	0	0	36	2	5.6	
12TH GRADE MALE	0	0	0	0	0	0	0	0	0	11	0	0	4	0	0	15	0	0	
12TH GRADE FEMALE	1	0	0	0	0	0	0	0	0	11	0	0	0	0	0	12	0	0	
12TH GRADE TOTAL	1	0	0	0	0	0	0	0	0	22	0	0	4	0	0	27	0	0	
DISTRICT TOTAL MALE	1	0	0	1	0	0	4	0	0	66	1	1.5	18	1	5.6	90	2	2.2	
DISTRICT TOTAL FEMALE	4	1	25	1	0	0	4	0	0	68	0	0	10	0	0	87	1	1.1	
DISTRICT TOTAL	5	1	20	2	0	0	8	0	0	134	1	0.7	28	1	3.6	177	3	1.7	
DISTRICT TOTALS (ALTERNATIVE SCHOOLS ONLY)																			
DISTRICT TOTAL MALE	0	0	0	0	0	0	0	0	0	0	0	0	0	0	0	0	0	0	
DISTRICT TOTAL FEMALE	0	0	0	0	0	0	0	0	0	0	0	0	0	0	0	0	0	0	
DISTRICT TOTAL	0	0	0	0	0	0	0	0	0	0	0	0	0	0	0	0	0	0	
COUNTY :	03 ARAPAHOE																		
DISTRICT:	0120 ENGLEWOOD 1																		
DISTRICT TOTALS (INCLUDING ALTERNATIVE SCHOOLS)																			
7TH GRADE MALE	3	0	0	3	0	0	17	0	0	97	1	1	52	2	3.8	172	3	1.7	
7TH GRADE FEMALE	2	0	0	4	0	0	4	0	0	104	3	2.9	47	3	6.4	161	6	3.7	
7TH GRADE TOTAL	5	0	0	7	0	0	21	0	0	201	4	2	99	5	5.1	333	9	2.7	
8TH GRADE MALE	2	0	0	5	1	20	9	0	0	128	3	2.3	38	4	10.5	182	8	4.4	
8TH GRADE FEMALE	9	0	0	7	0	0	8	0	0	103	3	2.9	29	1	3.4	156	4	2.6	
8TH GRADE TOTAL	11	0	0	12	1	8.3	17	0	0	231	6	2.6	67	5	7.5	338	12	3.6	
9TH GRADE MALE	8	1	12.5	5	1	20	11	3	27.3	162	21	13	80	13	16.3	266	39	14.7	
9TH GRADE FEMALE	5	0	0	8	0	0	10	2	20	145	11	7.6	76	11	14.5	244	24	9.8	
9TH GRADE TOTAL	13	1	7.7	13	1	7.7	21	5	23.8	307	32	10.4	156	24	15.4	510	63	12.4	
10TH GRADE MALE	9	7	77.8	2	0	0	18	2	11.1	192	34	17.7	67	17	25.4	288	60	20.8	
10TH GRADE FEMALE	11	1	9.1	6	0	0	11	0	0	177	31	17.5	80	16	20	285	48	16.8	
10TH GRADE TOTAL	20	8	40	8	0	0	29	2	6.9	369	65	17.6	147	33	22.4	573	108	18.8	
11TH GRADE MALE	5	0	0	6	1	16.7	8	1	12.5	202	35	17.3	59	18	30.5	280	55	19.6	
11TH GRADE FEMALE	12	2	16.7	5	0	0	5	1	20	193	31	16.1	63	25	39.7	278	59	21.2	
11TH GRADE TOTAL	17	2	11.8	11	1	9.1	13	2	15.4	395	66	16.7	122	43	35.2	558	114	20.4	

2/5/2006 COLORADO DEPARTMENT OF EDUCATION PAGE : 1
 2003-2004 STATE DROPOUT COUNTS BY DISTRICT

	AMERICAN INDIAN OR ALASKAN NATIVE	AMERICAN INDIAN OR ALASKAN NATIVE	AMERICAN INDIAN OR ALASKAN NATIVE	ASIAN PACIFIC ISLANDER	ASIAN PACIFIC ISLANDER	ASIAN PACIFIC ISLANDER	BLACK NOT OF HISPANIC ORIGIN	BLACK NOT OF HISPANIC ORIGIN	BLACK NOT OF HISPANIC ORIGIN	WHITE NOT OF HISPANIC ORIGIN	WHITE NOT OF HISPANIC ORIGIN	WHITE NOT OF HISPANIC ORIGIN	HISPANIC PUPIL COUNT	HISPANIC DROPOUTS	HISPANIC DROPOUT RATE	TOTALS PUPIL COUNT	TOTALS DROPOUTS	TOTALS DROPOUT RATE	
12TH GRADE MALE	6	1	16.7	4	0	0	11	2	18.2	188	34	18.1	48	7	14.6	257	44	17.1	
12TH GRADE FEMALE	5	2	40	1	0	0	3	1	33.3	162	36	22.2	45	10	22.2	216	49	22.7	
12TH GRADE TOTAL	11	3	27.3	5	0	0	14	3	21.4	350	70	20	93	17	18.3	473	93	19.7	
DISTRICT TOTAL MALE	33	9	27.3	25	3	12	74	8	10.8	969	128	13.2	344	61	17.7	1,445	209	14.5	
DISTRICT TOTAL FEMALE	44	5	11.4	31	0	0	41	4	9.8	884	115	13	340	66	19.4	1,340	190	14.2	
DISTRICT TOTAL	77	14	18.2	56	3	5.4	115	12	10.4	1,853	243	13.1	684	127	18.6	2,785	399	14.3	
DISTRICT TOTALS (EXCLUDING ALTERNATIVE SCHOOLS)																			
7TH GRADE MALE	3	0	0	3	0	0	17	0	0	97	1	1	52	2	3.8	172	3	1.7	
7TH GRADE FEMALE	2	0	0	4	0	0	4	0	0	104	3	2.9	47	3	6.4	161	6	3.7	
7TH GRADE TOTAL	5	0	0	7	0	0	21	0	0	201	4	2	99	5	5.1	333	9	2.7	
8TH GRADE MALE	2	0	0	5	1	20	9	0	0	128	3	2.3	38	4	10.5	182	8	4.4	
8TH GRADE FEMALE	9	0	0	7	0	0	8	0	0	103	3	2.9	29	1	3.4	156	4	2.6	
8TH GRADE TOTAL	11	0	0	12	1	8.3	17	0	0	231	6	2.6	67	5	7.5	338	12	3.6	
9TH GRADE MALE	3	0	0	5	1	20	7	1	14.3	112	5	4.5	41	1	2.4	168	8	4.8	
9TH GRADE FEMALE	4	0	0	5	0	0	8	2	25	106	5	4.7	45	3	6.7	168	10	6	
9TH GRADE TOTAL	7	0	0	10	1	10	15	3	20	218	10	4.6	86	4	4.7	336	18	5.4	
10TH GRADE MALE	2	1	50	2	0	0	16	2	12.5	103	6	5.8	25	3	12	148	12	8.1	
10TH GRADE FEMALE	8	0	0	5	0	0	10	0	0	109	8	7.3	34	5	14.7	166	13	7.8	
10TH GRADE TOTAL	10	1	10	7	0	0	26	2	7.7	212	14	6.6	59	8	13.6	314	25	8	
11TH GRADE MALE	1	0	0	4	0	0	8	1	12.5	125	22	17.6	31	8	25.8	169	31	18.3	
11TH GRADE FEMALE	6	0	0	4	0	0	3	1	33.3	104	9	8.7	30	8	26.7	147	18	12.2	
11TH GRADE TOTAL	7	0	0	8	0	0	11	2	18.2	229	31	13.5	61	16	26.2	316	49	15.5	
12TH GRADE MALE	3	0	0	2	0	0	9	1	11.1	104	7	6.7	29	2	6.9	147	10	6.8	
12TH GRADE FEMALE	2	1	50	1	0	0	2	0	0	100	12	12	16	3	18.8	121	16	13.2	
12TH GRADE TOTAL	5	1	20	3	0	0	11	1	9.1	204	19	9.3	45	5	11.1	268	26	9.7	
DISTRICT TOTAL MALE	14	1	7.1	21	2	9.5	66	5	7.6	669	44	6.6	216	20	9.3	986	72	7.3	
DISTRICT TOTAL FEMALE	31	1	3.2	26	0	0	35	3	8.6	626	40	6.4	201	23	11.4	919	67	7.3	
DISTRICT TOTAL	45	2	4.4	47	2	4.3	101	8	7.9	1,295	84	6.5	417	43	10.3	1,905	139	7.3	
DISTRICT TOTALS (ALTERNATIVE SCHOOLS ONLY)																			
9TH GRADE MALE	5	1	20	0	0	0	4	2	50	50	16	32	39	12	30.8	98	31	31.6	
9TH GRADE FEMALE	1	0	0	3	0	0	2	0	0	39	6	15.4	31	8	25.8	76	14	18.4	
9TH GRADE TOTAL	6	1	16.7	3	0	0	6	2	33.3	89	22	24.7	70	20	28.6	174	45	25.9	
10TH GRADE MALE	7	6	85.7	0	0	0	2	0	0	89	28	31.5	42	14	33.3	140	48	34.3	
10TH GRADE FEMALE	3	1	33.3	1	0	0	1	0	0	68	23	33.8	46	11	23.9	119	35	29.4	
10TH GRADE TOTAL	10	7	70	1	0	0	3	0	0	157	51	32.5	88	25	28.4	259	83	32	
11TH GRADE MALE	4	0	0	2	1	50	0	0	0	77	13	16.9	28	10	35.7	111	24	21.6	
11TH GRADE FEMALE	6	2	33.3	1	0	0	2	0	0	89	22	24.7	33	17	51.5	131	41	31.3	
11TH GRADE TOTAL	10	2	20	3	1	33.3	2	0	0	166	35	21.1	61	27	44.3	242	65	26.9	
12TH GRADE MALE	3	1	33.3	2	0	0	2	1	50	84	27	32.1	19	5	26.3	110	34	30.9	
12TH GRADE FEMALE	3	1	33.3	0	0	0	1	1	100	62	24	38.7	29	7	24.1	95	33	34.7	
12TH GRADE TOTAL	6	2	33.3	2	0	0	3	2	66.7	146	51	34.9	48	12	25	205	67	32.7	
DISTRICT TOTAL MALE	19	8	42.1	4	1	25	8	3	37.5	300	84	28	128	41	32	459	137	29.8	
DISTRICT TOTAL FEMALE	13	4	30.8	5	0	0	6	1	16.7	258	75	29.1	139	43	30.9	421	123	29.2	
DISTRICT TOTAL	32	12	37.5	9	1	11.1	14	4	28.6	558	159	28.5	267	84	31.5	880	260	29.5	
DISTRICT: 0123 SHERIDAN 2																			
DISTRICT TOTALS (INCLUDING ALTERNATIVE SCHOOLS)																			
7TH GRADE MALE	3	0	0	3	0	0	9	0	0	31	0	0	65	0	0	111	0	0	
7TH GRADE FEMALE	1	0	0	3	0	0	3	0	0	36	0	0	47	0	0	90	0	0	
7TH GRADE TOTAL	4	0	0	6	0	0	12	0	0	67	0	0	112	0	0	201	0	0	

2/5/2006 COLORADO DEPARTMENT OF EDUCATION PAGE : 1
 2003-2004 STATE DROPOUT COUNTS BY DISTRICT

	AMERICAN INDIAN OR ALASKAN NATIVE	AMERICAN INDIAN OR ALASKAN NATIVE	AMERICAN INDIAN OR ALASKAN NATIVE	ASIAN PACIFIC ISLANDER	ASIAN PACIFIC ISLANDER	ASIAN PACIFIC ISLANDER	BLACK NOT OF HISPANIC ORIGIN	BLACK NOT OF HISPANIC ORIGIN	BLACK NOT OF HISPANIC ORIGIN	WHITE NOT OF HISPANIC ORIGIN	WHITE NOT OF HISPANIC ORIGIN	WHITE NOT OF HISPANIC ORIGIN	HISPANIC PUPIL COUNT	HISPANIC DROPOUTS	HISPANIC DROPOUT RATE	TOTALS PUPIL COUNT	TOTALS DROPOUTS	TOTALS DROPOUT RATE	
8TH GRADE MALE	2	0	0	0	0	0	2	0	0	27	0	0	59	0	0	90	0	0	
8TH GRADE FEMALE	1	0	0	1	0	0	2	0	0	21	0	0	65	0	0	90	0	0	
8TH GRADE TOTAL	3	0	0	1	0	0	4	0	0	48	0	0	124	0	0	180	0	0	
9TH GRADE MALE	1	0	0	4	0	0	3	0	0	34	1	2.9	72	4	5.6	114	5	4.4	
9TH GRADE FEMALE	3	0	0	6	0	0	7	0	0	46	1	2.2	78	7	9	140	8	5.7	
9TH GRADE TOTAL	4	0	0	10	0	0	10	0	0	80	2	2.5	150	11	7.3	254	13	5.1	
10TH GRADE MALE	2	0	0	3	0	0	4	0	0	35	4	11.4	56	4	7.1	100	8	8	
10TH GRADE FEMALE	1	0	0	4	0	0	1	0	0	22	1	4.5	36	3	8.3	64	4	6.3	
10TH GRADE TOTAL	3	0	0	7	0	0	5	0	0	57	5	8.8	92	7	7.6	164	12	7.3	
11TH GRADE MALE	0	0	0	1	0	0	0	0	0	28	2	7.1	35	3	8.6	64	5	7.8	
11TH GRADE FEMALE	1	0	0	1	0	0	0	0	0	35	3	8.6	27	1	3.7	64	4	6.3	
11TH GRADE TOTAL	1	0	0	2	0	0	0	0	0	63	5	7.9	62	4	6.5	128	9	7	
12TH GRADE MALE	1	0	0	4	0	0	1	0	0	52	2	3.8	39	4	10.3	97	6	6.2	
12TH GRADE FEMALE	2	0	0	3	0	0	3	0	0	50	1	2	24	0	0	82	1	1.2	
12TH GRADE TOTAL	3	0	0	7	0	0	4	0	0	102	3	2.9	63	4	6.3	179	7	3.9	
DISTRICT TOTAL MALE	9	0	0	15	0	0	19	0	0	207	9	4.3	326	15	4.6	576	24	4.2	
DISTRICT TOTAL FEMALE	9	0	0	18	0	0	16	0	0	210	6	2.9	277	11	4	530	17	3.2	
DISTRICT TOTAL	18	0	0	33	0	0	35	0	0	417	15	3.6	603	26	4.3	1,106	41	3.7	
DISTRICT TOTALS (EXCLUDING ALTERNATIVE SCHOOLS)																			
7TH GRADE MALE	3	0	0	3	0	0	9	0	0	31	0	0	65	0	0	111	0	0	
7TH GRADE FEMALE	1	0	0	3	0	0	3	0	0	36	0	0	47	0	0	90	0	0	
7TH GRADE TOTAL	4	0	0	6	0	0	12	0	0	67	0	0	112	0	0	201	0	0	
8TH GRADE MALE	2	0	0	0	0	0	2	0	0	27	0	0	59	0	0	90	0	0	
8TH GRADE FEMALE	1	0	0	1	0	0	2	0	0	21	0	0	65	0	0	90	0	0	
8TH GRADE TOTAL	3	0	0	1	0	0	4	0	0	48	0	0	124	0	0	180	0	0	
9TH GRADE MALE	1	0	0	4	0	0	3	0	0	34	1	2.9	72	4	5.6	114	5	4.4	
9TH GRADE FEMALE	3	0	0	6	0	0	7	0	0	46	1	2.2	78	7	9	140	8	5.7	
9TH GRADE TOTAL	4	0	0	10	0	0	10	0	0	80	2	2.5	150	11	7.3	254	13	5.1	
10TH GRADE MALE	2	0	0	3	0	0	4	0	0	35	4	11.4	56	4	7.1	100	8	8	
10TH GRADE FEMALE	1	0	0	4	0	0	1	0	0	22	1	4.5	36	3	8.3	64	4	6.3	
10TH GRADE TOTAL	3	0	0	7	0	0	5	0	0	57	5	8.8	92	7	7.6	164	12	7.3	
11TH GRADE MALE	0	0	0	1	0	0	0	0	0	28	2	7.1	35	3	8.6	64	5	7.8	
11TH GRADE FEMALE	1	0	0	1	0	0	0	0	0	35	3	8.6	27	1	3.7	64	4	6.3	
11TH GRADE TOTAL	1	0	0	2	0	0	0	0	0	63	5	7.9	62	4	6.5	128	9	7	
12TH GRADE MALE	1	0	0	4	0	0	1	0	0	52	2	3.8	39	4	10.3	97	6	6.2	
12TH GRADE FEMALE	2	0	0	3	0	0	3	0	0	50	1	2	24	0	0	82	1	1.2	
12TH GRADE TOTAL	3	0	0	7	0	0	4	0	0	102	3	2.9	63	4	6.3	179	7	3.9	
DISTRICT TOTAL MALE	9	0	0	15	0	0	19	0	0	207	9	4.3	326	15	4.6	576	24	4.2	
DISTRICT TOTAL FEMALE	9	0	0	18	0	0	16	0	0	210	6	2.9	277	11	4	530	17	3.2	
DISTRICT TOTAL	18	0	0	33	0	0	35	0	0	417	15	3.6	603	26	4.3	1,106	41	3.7	
DISTRICT TOTALS (ALTERNATIVE SCHOOLS ONLY)																			
DISTRICT TOTAL MALE	0	0	0	0	0	0	0	0	0	0	0	0	0	0	0	0	0	0	
DISTRICT TOTAL FEMALE	0	0	0	0	0	0	0	0	0	0	0	0	0	0	0	0	0	0	
DISTRICT TOTAL	0	0	0	0	0	0	0	0	0	0	0	0	0	0	0	0	0	0	
DISTRICT: 0130 CHERRY CREEK 5																			
DISTRICT TOTALS (INCLUDING ALTERNATIVE SCHOOLS)																			
7TH GRADE MALE	21	0	0	113	0	0	286	1	0.3	1,486	1	0.1	239	2	0.8	2,145	4	0.2	
7TH GRADE FEMALE	11	0	0	134	1	0.7	227	1	0.4	1,360	0	0	231	2	0.9	1,963	4	0.2	
7TH GRADE TOTAL	32	0	0	247	1	0.4	513	2	0.4	2,846	1	0	470	4	0.9	4,108	8	0.2	

2/5/2006 COLORADO DEPARTMENT OF EDUCATION PAGE : 1
 2003-2004 STATE DROPOUT COUNTS BY DISTRICT

	AMERICAN INDIAN OR ALASKAN NATIVE	AMERICAN INDIAN OR ALASKAN NATIVE	AMERICAN INDIAN OR ALASKAN NATIVE	ASIAN PACIFIC ISLANDER	ASIAN PACIFIC ISLANDER	ASIAN PACIFIC ISLANDER	BLACK NOT OF HISPANIC ORIGIN	BLACK NOT OF HISPANIC ORIGIN	BLACK NOT OF HISPANIC ORIGIN	WHITE NOT OF HISPANIC ORIGIN	WHITE NOT OF HISPANIC ORIGIN	WHITE NOT OF HISPANIC ORIGIN	HISPANIC PUPIL COUNT	HISPANIC DROPOUTS	HISPANIC DROPOUT RATE	TOTALS PUPIL COUNT	TOTALS DROPOUTS	TOTALS DROPOUT RATE	
8TH GRADE MALE	14	0	0	143	0	0	256	2	0.8	1,545	1	0.1	223	2	0.9	2,181	5	0.2	
8TH GRADE FEMALE	6	0	0	132	1	0.8	260	0	0	1,457	1	0.1	219	1	0.5	2,074	3	0.1	
8TH GRADE TOTAL	20	0	0	275	1	0.4	516	2	0.4	3,002	2	0.1	442	3	0.7	4,255	8	0.2	
9TH GRADE MALE	7	0	0	149	3	2	249	4	1.6	1,473	6	0.4	178	7	3.9	2,056	20	1	
9TH GRADE FEMALE	9	1	11.1	140	1	0.7	288	1	0.3	1,392	19	1.4	213	3	1.4	2,042	25	1.2	
9TH GRADE TOTAL	16	1	6.3	289	4	1.4	537	5	0.9	2,865	25	0.9	391	10	2.6	4,098	45	1.1	
10TH GRADE MALE	10	0	0	158	5	3.2	238	7	2.9	1,428	22	1.5	176	9	5.1	2,010	43	2.1	
10TH GRADE FEMALE	7	0	0	143	2	1.4	243	4	1.6	1,387	16	1.2	186	9	4.8	1,966	31	1.6	
10TH GRADE TOTAL	17	0	0	301	7	2.3	481	11	2.3	2,815	38	1.3	362	18	5	3,976	74	1.9	
11TH GRADE MALE	9	1	11.1	121	4	3.3	246	13	5.3	1,355	41	3	177	10	5.6	1,908	69	3.6	
11TH GRADE FEMALE	6	1	16.7	124	3	2.4	236	8	3.4	1,335	30	2.2	160	9	5.6	1,861	51	2.7	
11TH GRADE TOTAL	15	2	13.3	245	7	2.9	482	21	4.4	2,690	71	2.6	337	19	5.6	3,769	120	3.2	
12TH GRADE MALE	7	1	14.3	132	9	6.8	196	22	11.2	1,426	59	4.1	141	6	4.3	1,902	97	5.1	
12TH GRADE FEMALE	9	0	0	141	6	4.3	209	17	8.1	1,353	31	2.3	146	5	3.4	1,858	59	3.2	
12TH GRADE TOTAL	16	1	6.3	273	15	5.5	405	39	9.6	2,779	90	3.2	287	11	3.8	3,760	156	4.1	
DISTRICT TOTAL MALE	68	2	2.9	816	21	2.6	1,471	49	3.3	8,713	130	1.5	1,134	36	3.2	12,202	238	2	
DISTRICT TOTAL FEMALE	48	2	4.2	814	14	1.7	1,463	31	2.1	8,284	97	1.2	1,155	29	2.5	11,764	173	1.5	
DISTRICT TOTAL	116	4	3.4	1,630	35	2.1	2,934	80	2.7	16,997	227	1.3	2,289	65	2.8	23,966	411	1.7	
DISTRICT TOTALS (EXCLUDING ALTERNATIVE SCHOOLS)																			
7TH GRADE MALE	21	0	0	113	0	0	286	1	0.3	1,486	1	0.1	239	2	0.8	2,145	4	0.2	
7TH GRADE FEMALE	11	0	0	134	1	0.7	227	1	0.4	1,360	0	0	231	2	0.9	1,963	4	0.2	
7TH GRADE TOTAL	32	0	0	247	1	0.4	513	2	0.4	2,846	1	0	470	4	0.9	4,108	8	0.2	
8TH GRADE MALE	14	0	0	143	0	0	256	2	0.8	1,545	1	0.1	223	2	0.9	2,181	5	0.2	
8TH GRADE FEMALE	6	0	0	132	1	0.8	260	0	0	1,457	1	0.1	219	1	0.5	2,074	3	0.1	
8TH GRADE TOTAL	20	0	0	275	1	0.4	516	2	0.4	3,002	2	0.1	442	3	0.7	4,255	8	0.2	
9TH GRADE MALE	7	0	0	149	3	2	249	4	1.6	1,473	6	0.4	178	7	3.9	2,056	20	1	
9TH GRADE FEMALE	9	1	11.1	140	1	0.7	288	1	0.3	1,392	19	1.4	213	3	1.4	2,042	25	1.2	
9TH GRADE TOTAL	16	1	6.3	289	4	1.4	537	5	0.9	2,865	25	0.9	391	10	2.6	4,098	45	1.1	
10TH GRADE MALE	10	0	0	158	5	3.2	238	7	2.9	1,428	22	1.5	176	9	5.1	2,010	43	2.1	
10TH GRADE FEMALE	7	0	0	143	2	1.4	243	4	1.6	1,387	16	1.2	186	9	4.8	1,966	31	1.6	
10TH GRADE TOTAL	17	0	0	301	7	2.3	481	11	2.3	2,815	38	1.3	362	18	5	3,976	74	1.9	
11TH GRADE MALE	9	1	11.1	121	4	3.3	246	13	5.3	1,355	41	3	177	10	5.6	1,908	69	3.6	
11TH GRADE FEMALE	6	1	16.7	124	3	2.4	236	8	3.4	1,335	30	2.2	160	9	5.6	1,861	51	2.7	
11TH GRADE TOTAL	15	2	13.3	245	7	2.9	482	21	4.4	2,690	71	2.6	337	19	5.6	3,769	120	3.2	
12TH GRADE MALE	7	1	14.3	132	9	6.8	196	22	11.2	1,426	59	4.1	141	6	4.3	1,902	97	5.1	
12TH GRADE FEMALE	9	0	0	141	6	4.3	209	17	8.1	1,353	31	2.3	146	5	3.4	1,858	59	3.2	
12TH GRADE TOTAL	16	1	6.3	273	15	5.5	405	39	9.6	2,779	90	3.2	287	11	3.8	3,760	156	4.1	
DISTRICT TOTAL MALE	68	2	2.9	816	21	2.6	1,471	49	3.3	8,713	130	1.5	1,134	36	3.2	12,202	238	2	
DISTRICT TOTAL FEMALE	48	2	4.2	814	14	1.7	1,463	31	2.1	8,284	97	1.2	1,155	29	2.5	11,764	173	1.5	
DISTRICT TOTAL	116	4	3.4	1,630	35	2.1	2,934	80	2.7	16,997	227	1.3	2,289	65	2.8	23,966	411	1.7	
DISTRICT TOTALS (ALTERNATIVE SCHOOLS ONLY)																			
DISTRICT TOTAL MALE	0	0	0	0	0	0	0	0	0	0	0	0	0	0	0	0	0	0	0
DISTRICT TOTAL FEMALE	0	0	0	0	0	0	0	0	0	0	0	0	0	0	0	0	0	0	0
DISTRICT TOTAL	0	0	0	0	0	0	0	0	0	0	0	0	0	0	0	0	0	0	0
DISTRICT: 0140 LITTLETON 6																			
DISTRICT TOTALS (INCLUDING ALTERNATIVE SCHOOLS)																			
7TH GRADE MALE	8	0	0	13	0	0	19	0	0	582	0	0	75	0	0	697	0	0	0
7TH GRADE FEMALE	4	0	0	29	0	0	18	0	0	539	0	0	50	0	0	640	0	0	0
7TH GRADE TOTAL	12	0	0	42	0	0	37	0	0	1,121	0	0	125	0	0	1,337	0	0	0

2/5/2006 COLORADO DEPARTMENT OF EDUCATION PAGE : 1
 2003-2004 STATE DROPOUT COUNTS BY DISTRICT

	AMERICAN INDIAN OR ALASKAN NATIVE	AMERICAN INDIAN OR ALASKAN NATIVE	AMERICAN INDIAN OR ALASKAN NATIVE	ASIAN PACIFIC ISLANDER	ASIAN PACIFIC ISLANDER	ASIAN PACIFIC ISLANDER	BLACK NOT OF HISPANIC ORIGIN	BLACK NOT OF HISPANIC ORIGIN	BLACK NOT OF HISPANIC ORIGIN	WHITE NOT OF HISPANIC ORIGIN	WHITE NOT OF HISPANIC ORIGIN	WHITE NOT OF HISPANIC ORIGIN	HISPANIC PUPIL COUNT	HISPANIC DROPOUTS	HISPANIC DROPOUT RATE	TOTALS PUPIL COUNT	TOTALS DROPOUTS	TOTALS DROPOUT RATE
8TH GRADE MALE	6	0	0	12	0	0	14	0	0	637	0	0	75	0	0	744	0	0
8TH GRADE FEMALE	5	0	0	15	0	0	17	0	0	575	0	0	64	0	0	676	0	0
8TH GRADE TOTAL	11	0	0	27	0	0	31	0	0	1,212	0	0	139	0	0	1,420	0	0
9TH GRADE MALE	6	0	0	22	0	0	13	1	7.7	763	4	0.5	80	0	0	884	5	0.6
9TH GRADE FEMALE	3	0	0	15	0	0	19	0	0	729	1	0.1	74	0	0	840	1	0.1
9TH GRADE TOTAL	9	0	0	37	0	0	32	1	3.1	1,492	5	0.3	154	0	0	1,724	6	0.3
10TH GRADE MALE	4	0	0	29	0	0	15	0	0	693	2	0.3	54	0	0	795	2	0.3
10TH GRADE FEMALE	5	1	20	18	0	0	7	0	0	674	3	0.4	41	0	0	745	4	0.5
10TH GRADE TOTAL	9	1	11.1	47	0	0	22	0	0	1,367	5	0.4	95	0	0	1,540	6	0.4
11TH GRADE MALE	4	0	0	20	0	0	6	1	16.7	625	5	0.8	46	0	0	701	6	0.9
11TH GRADE FEMALE	6	0	0	26	0	0	14	0	0	685	6	0.9	45	1	2.2	776	7	0.9
11TH GRADE TOTAL	10	0	0	46	0	0	20	1	5	1,310	11	0.8	91	1	1.1	1,477	13	0.9
12TH GRADE MALE	2	0	0	23	0	0	10	0	0	644	6	0.9	32	0	0	711	6	0.8
12TH GRADE FEMALE	2	0	0	30	0	0	9	0	0	673	2	0.3	41	1	2.4	755	3	0.4
12TH GRADE TOTAL	4	0	0	53	0	0	19	0	0	1,317	8	0.6	73	1	1.4	1,466	9	0.6
DISTRICT TOTAL MALE	30	0	0	119	0	0	77	2	2.6	3,944	17	0.4	362	0	0	4,532	19	0.4
DISTRICT TOTAL FEMALE	25	1	4	133	0	0	84	0	0	3,875	12	0.3	315	2	0.6	4,432	15	0.3
DISTRICT TOTAL	55	1	1.8	252	0	0	161	2	1.2	7,819	29	0.4	677	2	0.3	8,964	34	0.4
DISTRICT TOTALS (EXCLUDING ALTERNATIVE SCHOOLS)																		
7TH GRADE MALE	8	0	0	13	0	0	19	0	0	582	0	0	75	0	0	697	0	0
7TH GRADE FEMALE	4	0	0	29	0	0	18	0	0	539	0	0	50	0	0	640	0	0
7TH GRADE TOTAL	12	0	0	42	0	0	37	0	0	1,121	0	0	125	0	0	1,337	0	0
8TH GRADE MALE	6	0	0	12	0	0	14	0	0	637	0	0	75	0	0	744	0	0
8TH GRADE FEMALE	5	0	0	15	0	0	17	0	0	575	0	0	64	0	0	676	0	0
8TH GRADE TOTAL	11	0	0	27	0	0	31	0	0	1,212	0	0	139	0	0	1,420	0	0
9TH GRADE MALE	6	0	0	22	0	0	13	1	7.7	763	4	0.5	80	0	0	884	5	0.6
9TH GRADE FEMALE	3	0	0	15	0	0	19	0	0	729	1	0.1	74	0	0	840	1	0.1
9TH GRADE TOTAL	9	0	0	37	0	0	32	1	3.1	1,492	5	0.3	154	0	0	1,724	6	0.3
10TH GRADE MALE	4	0	0	29	0	0	15	0	0	693	2	0.3	54	0	0	795	2	0.3
10TH GRADE FEMALE	5	1	20	18	0	0	7	0	0	674	3	0.4	41	0	0	745	4	0.5
10TH GRADE TOTAL	9	1	11.1	47	0	0	22	0	0	1,367	5	0.4	95	0	0	1,540	6	0.4
11TH GRADE MALE	4	0	0	20	0	0	6	1	16.7	625	5	0.8	46	0	0	701	6	0.9
11TH GRADE FEMALE	6	0	0	26	0	0	14	0	0	685	6	0.9	45	1	2.2	776	7	0.9
11TH GRADE TOTAL	10	0	0	46	0	0	20	1	5	1,310	11	0.8	91	1	1.1	1,477	13	0.9
12TH GRADE MALE	2	0	0	23	0	0	10	0	0	644	6	0.9	32	0	0	711	6	0.8
12TH GRADE FEMALE	2	0	0	30	0	0	9	0	0	673	2	0.3	41	1	2.4	755	3	0.4
12TH GRADE TOTAL	4	0	0	53	0	0	19	0	0	1,317	8	0.6	73	1	1.4	1,466	9	0.6
DISTRICT TOTAL MALE	30	0	0	119	0	0	77	2	2.6	3,944	17	0.4	362	0	0	4,532	19	0.4
DISTRICT TOTAL FEMALE	25	1	4	133	0	0	84	0	0	3,875	12	0.3	315	2	0.6	4,432	15	0.3
DISTRICT TOTAL	55	1	1.8	252	0	0	161	2	1.2	7,819	29	0.4	677	2	0.3	8,964	34	0.4
DISTRICT TOTALS (ALTERNATIVE SCHOOLS ONLY)																		
DISTRICT TOTAL MALE	0	0	0	0	0	0	0	0	0	0	0	0	0	0	0	0	0	0
DISTRICT TOTAL FEMALE	0	0	0	0	0	0	0	0	0	0	0	0	0	0	0	0	0	0
DISTRICT TOTAL	0	0	0	0	0	0	0	0	0	0	0	0	0	0	0	0	0	0
DISTRICT: 0170 DEER TRAIL 26J																		
DISTRICT TOTALS (INCLUDING ALTERNATIVE SCHOOLS)																		
7TH GRADE MALE	1	0	0	0	0	0	0	0	0	8	0	0	1	0	0	10	0	0
7TH GRADE FEMALE	0	0	0	0	0	0	0	0	0	9	0	0	2	0	0	11	0	0
7TH GRADE TOTAL	1	0	0	0	0	0	0	0	0	17	0	0	3	0	0	21	0	0

2/5/2006 COLORADO DEPARTMENT OF EDUCATION PAGE : 1
 2003-2004 STATE DROPOUT COUNTS BY DISTRICT


	AMERICAN INDIAN OR ALASKAN NATIVE	AMERICAN INDIAN OR ALASKAN NATIVE	AMERICAN INDIAN OR ALASKAN NATIVE	ASIAN PACIFIC ISLANDER	ASIAN PACIFIC ISLANDER	ASIAN PACIFIC ISLANDER	BLACK NOT OF HISPANIC ORIGIN	BLACK NOT OF HISPANIC ORIGIN	BLACK NOT OF HISPANIC ORIGIN	WHITE NOT OF HISPANIC ORIGIN	WHITE NOT OF HISPANIC ORIGIN	WHITE NOT OF HISPANIC ORIGIN	HISPANIC PUPIL COUNT	HISPANIC DROPOUTS	HISPANIC DROPOUT RATE	TOTALS PUPIL COUNT	TOTALS DROPOUTS	TOTALS DROPOUT RATE	
8TH GRADE MALE	0	0	0	0	0	0	0	0	0	14	0	0	0	0	0	14	0	0	
8TH GRADE FEMALE	0	0	0	0	0	0	0	0	0	6	0	0	0	0	0	6	0	0	
8TH GRADE TOTAL	0	0	0	0	0	0	0	0	0	20	0	0	0	0	0	20	0	0	
9TH GRADE MALE	1	0	0	0	0	0	0	0	0	5	0	0	2	0	0	8	0	0	
9TH GRADE FEMALE	0	0	0	1	0	0	0	0	0	8	0	0	0	0	0	9	0	0	
9TH GRADE TOTAL	1	0	0	1	0	0	0	0	0	13	0	0	2	0	0	17	0	0	
10TH GRADE MALE	0	0	0	1	0	0	0	0	0	4	0	0	2	1	50	7	1	14.3	
10TH GRADE FEMALE	0	0	0	0	0	0	0	0	0	6	0	0	0	0	0	6	0	0	
10TH GRADE TOTAL	0	0	0	1	0	0	0	0	0	10	0	0	2	1	50	13	1	7.7	
11TH GRADE MALE	0	0	0	0	0	0	0	0	0	6	0	0	0	0	0	6	0	0	
11TH GRADE FEMALE	0	0	0	1	0	0	0	0	0	8	0	0	0	0	0	9	0	0	
11TH GRADE TOTAL	0	0	0	1	0	0	0	0	0	14	0	0	0	0	0	15	0	0	
12TH GRADE MALE	0	0	0	0	0	0	0	0	0	8	0	0	0	0	0	8	0	0	
12TH GRADE FEMALE	0	0	0	0	0	0	0	0	0	6	0	0	0	0	0	6	0	0	
12TH GRADE TOTAL	0	0	0	0	0	0	0	0	0	14	0	0	0	0	0	14	0	0	
DISTRICT TOTAL MALE	2	0	0	1	0	0	0	0	0	45	0	0	5	1	20	53	1	1.9	
DISTRICT TOTAL FEMALE	0	0	0	2	0	0	0	0	0	43	0	0	2	0	0	47	0	0	
DISTRICT TOTAL	2	0	0	3	0	0	0	0	0	88	0	0	7	1	14.3	100	1	1	
DISTRICT TOTALS (EXCLUDING ALTERNATIVE SCHOOLS)																			
7TH GRADE MALE	1	0	0	0	0	0	0	0	0	8	0	0	1	0	0	10	0	0	
7TH GRADE FEMALE	0	0	0	0	0	0	0	0	0	9	0	0	2	0	0	11	0	0	
7TH GRADE TOTAL	1	0	0	0	0	0	0	0	0	17	0	0	3	0	0	21	0	0	
8TH GRADE MALE	0	0	0	0	0	0	0	0	0	14	0	0	0	0	0	14	0	0	
8TH GRADE FEMALE	0	0	0	0	0	0	0	0	0	6	0	0	0	0	0	6	0	0	
8TH GRADE TOTAL	0	0	0	0	0	0	0	0	0	20	0	0	0	0	0	20	0	0	
9TH GRADE MALE	1	0	0	0	0	0	0	0	0	5	0	0	2	0	0	8	0	0	
9TH GRADE FEMALE	0	0	0	1	0	0	0	0	0	8	0	0	0	0	0	9	0	0	
9TH GRADE TOTAL	1	0	0	1	0	0	0	0	0	13	0	0	2	0	0	17	0	0	
10TH GRADE MALE	0	0	0	1	0	0	0	0	0	4	0	0	2	1	50	7	1	14.3	
10TH GRADE FEMALE	0	0	0	0	0	0	0	0	0	6	0	0	0	0	0	6	0	0	
10TH GRADE TOTAL	0	0	0	1	0	0	0	0	0	10	0	0	2	1	50	13	1	7.7	
11TH GRADE MALE	0	0	0	0	0	0	0	0	0	6	0	0	0	0	0	6	0	0	
11TH GRADE FEMALE	0	0	0	1	0	0	0	0	0	8	0	0	0	0	0	9	0	0	
11TH GRADE TOTAL	0	0	0	1	0	0	0	0	0	14	0	0	0	0	0	15	0	0	
12TH GRADE MALE	0	0	0	0	0	0	0	0	0	8	0	0	0	0	0	8	0	0	
12TH GRADE FEMALE	0	0	0	0	0	0	0	0	0	6	0	0	0	0	0	6	0	0	
12TH GRADE TOTAL	0	0	0	0	0	0	0	0	0	14	0	0	0	0	0	14	0	0	
DISTRICT TOTAL MALE	2	0	0	1	0	0	0	0	0	45	0	0	5	1	20	53	1	1.9	
DISTRICT TOTAL FEMALE	0	0	0	2	0	0	0	0	0	43	0	0	2	0	0	47	0	0	
DISTRICT TOTAL	2	0	0	3	0	0	0	0	0	88	0	0	7	1	14.3	100	1	1	
DISTRICT TOTALS (ALTERNATIVE SCHOOLS ONLY)																			
DISTRICT TOTAL MALE	0	0	0	0	0	0	0	0	0	0	0	0	0	0	0	0	0	0	
DISTRICT TOTAL FEMALE	0	0	0	0	0	0	0	0	0	0	0	0	0	0	0	0	0	0	
DISTRICT TOTAL	0	0	0	0	0	0	0	0	0	0	0	0	0	0	0	0	0	0	
DISTRICT: 0180 ADAMS-ARAPAHOE 2&J																			
DISTRICT TOTALS (INCLUDING ALTERNATIVE SCHOOLS)																			
7TH GRADE MALE	15	0	0	61	0	0	390	2	0.5	483	3	0.6	611	4	0.7	1,560	9	0.6	
7TH GRADE FEMALE	16	0	0	61	0	0	370	0	0	455	0	0	575	3	0.5	1,477	3	0.2	
7TH GRADE TOTAL	31	0	0	122	0	0	760	2	0.3	938	3	0.3	1,186	7	0.6	3,037	12	0.4	

2/5/2006 COLORADO DEPARTMENT OF EDUCATION PAGE : 1
 2003-2004 STATE DROPOUT COUNTS BY DISTRICT

	AMERICAN INDIAN OR ALASKAN NATIVE	AMERICAN INDIAN OR ALASKAN NATIVE	AMERICAN INDIAN OR ALASKAN NATIVE	ASIAN PACIFIC ISLANDER	ASIAN PACIFIC ISLANDER	ASIAN PACIFIC ISLANDER	BLACK NOT OF HISPANIC ORIGIN	BLACK NOT OF HISPANIC ORIGIN	BLACK NOT OF HISPANIC ORIGIN	WHITE NOT OF HISPANIC ORIGIN	WHITE NOT OF HISPANIC ORIGIN	WHITE NOT OF HISPANIC ORIGIN	HISPANIC PUPIL COUNT	HISPANIC DROPOUTS	HISPANIC DROPOUT RATE	TOTALS PUPIL COUNT	TOTALS DROPOUTS	TOTALS DROPOUT RATE	
8TH GRADE MALE	17	2	11.8	53	0	0	405	3	0.7	521	3	0.6	585	2	0.3	1,581	10	0.6	
8TH GRADE FEMALE	15	0	0	53	0	0	377	2	0.5	448	4	0.9	519	6	1.2	1,412	12	0.8	
8TH GRADE TOTAL	32	2	6.3	106	0	0	782	5	0.6	969	7	0.7	1,104	8	0.7	2,993	22	0.7	
9TH GRADE MALE	16	3	18.8	84	4	4.8	503	46	9.1	555	45	8.1	769	102	13.3	1,927	200	10.4	
9TH GRADE FEMALE	13	1	7.7	53	4	7.5	476	48	10.1	529	28	5.3	705	76	10.8	1,776	157	8.8	
9TH GRADE TOTAL	29	4	13.8	137	8	5.8	979	94	9.6	1,084	73	6.7	1,474	178	12.1	3,703	357	9.6	
10TH GRADE MALE	14	2	14.3	69	5	7.2	315	26	8.3	426	31	7.3	486	54	11.1	1,310	118	9	
10TH GRADE FEMALE	8	1	12.5	60	1	1.7	308	14	4.5	426	22	5.2	441	51	11.6	1,243	89	7.2	
10TH GRADE TOTAL	22	3	13.6	129	6	4.7	623	40	6.4	852	53	6.2	927	105	11.3	2,553	207	8.1	
11TH GRADE MALE	9	3	33.3	47	3	6.4	250	23	9.2	457	32	7	318	35	11	1,081	96	8.9	
11TH GRADE FEMALE	14	1	7.1	57	5	8.8	242	15	6.2	432	34	7.9	323	25	7.7	1,068	80	7.5	
11TH GRADE TOTAL	23	4	17.4	104	8	7.7	492	38	7.7	889	66	7.4	641	60	9.4	2,149	176	8.2	
12TH GRADE MALE	12	0	0	48	4	8.3	179	12	6.7	386	21	5.4	227	19	8.4	852	56	6.6	
12TH GRADE FEMALE	8	0	0	50	0	0	231	10	4.3	402	22	5.5	241	14	5.8	932	46	4.9	
12TH GRADE TOTAL	20	0	0	98	4	4.1	410	22	5.4	788	43	5.5	468	33	7.1	1,784	102	5.7	
DISTRICT TOTAL MALE	83	10	12	362	16	4.4	2,042	112	5.5	2,828	135	4.8	2,996	216	7.2	8,311	489	5.9	
DISTRICT TOTAL FEMALE	74	3	4.1	334	10	3	2,004	89	4.4	2,692	110	4.1	2,804	175	6.2	7,908	387	4.9	
DISTRICT TOTAL	157	13	8.3	696	26	3.7	4,046	201	5	5,520	245	4.4	5,800	391	6.7	16,219	876	5.4	
DISTRICT TOTALS (EXCLUDING ALTERNATIVE SCHOOLS)																			
7TH GRADE MALE	15	0	0	58	0	0	388	2	0.5	436	2	0.5	605	4	0.7	1,502	8	0.5	
7TH GRADE FEMALE	15	0	0	60	0	0	370	0	0	418	0	0	570	3	0.5	1,433	3	0.2	
7TH GRADE TOTAL	30	0	0	118	0	0	758	2	0.3	854	2	0.2	1,175	7	0.6	2,935	11	0.4	
8TH GRADE MALE	17	2	11.8	53	0	0	405	3	0.7	481	3	0.6	584	2	0.3	1,540	10	0.6	
8TH GRADE FEMALE	15	0	0	53	0	0	375	2	0.5	408	4	1	517	6	1.2	1,368	12	0.9	
8TH GRADE TOTAL	32	2	6.3	106	0	0	780	5	0.6	889	7	0.8	1,101	8	0.7	2,908	22	0.8	
9TH GRADE MALE	15	2	13.3	83	4	4.8	468	39	8.3	489	29	5.9	742	88	11.9	1,797	162	9	
9TH GRADE FEMALE	9	0	0	51	4	7.8	443	35	7.9	477	22	4.6	681	71	10.4	1,661	132	7.9	
9TH GRADE TOTAL	24	2	8.3	134	8	6	911	74	8.1	966	51	5.3	1,423	159	11.2	3,458	294	8.5	
10TH GRADE MALE	14	2	14.3	63	3	4.8	297	23	7.7	368	21	5.7	461	49	10.6	1,203	98	8.1	
10TH GRADE FEMALE	7	1	14.3	56	0	0	280	8	2.9	374	12	3.2	415	43	10.4	1,132	64	5.7	
10TH GRADE TOTAL	21	3	14.3	119	3	2.5	577	31	5.4	742	33	4.4	876	92	10.5	2,335	162	6.9	
11TH GRADE MALE	8	3	37.5	46	3	6.5	232	17	7.3	412	24	5.8	302	31	10.3	1,000	78	7.8	
11TH GRADE FEMALE	13	0	0	55	3	5.5	221	10	4.5	368	25	6.8	293	17	5.8	950	55	5.8	
11TH GRADE TOTAL	21	3	14.3	101	6	5.9	453	27	6	780	49	6.3	595	48	8.1	1,950	133	6.8	
12TH GRADE MALE	10	0	0	47	3	6.4	160	9	5.6	334	14	4.2	210	17	8.1	761	43	5.7	
12TH GRADE FEMALE	7	0	0	46	0	0	206	8	3.9	353	18	5.1	214	14	6.5	826	40	4.8	
12TH GRADE TOTAL	17	0	0	93	3	3.2	366	17	4.6	687	32	4.7	424	31	7.3	1,587	83	5.2	
DISTRICT TOTAL MALE	79	9	11.4	350	13	3.7	1,950	93	4.8	2,520	93	3.7	2,904	191	6.6	7,803	399	5.1	
DISTRICT TOTAL FEMALE	66	1	1.5	321	7	2.2	1,895	63	3.3	2,398	81	3.4	2,690	154	5.7	7,370	306	4.2	
DISTRICT TOTAL	145	10	6.9	671	20	3	3,845	156	4.1	4,918	174	3.5	5,594	345	6.2	15,173	705	4.6	
DISTRICT TOTALS (ALTERNATIVE SCHOOLS ONLY)																			
7TH GRADE MALE	0	0	0	3	0	0	2	0	0	47	1	2.1	6	0	0	58	1	1.7	
7TH GRADE FEMALE	1	0	0	1	0	0	0	0	0	37	0	0	5	0	0	44	0	0	
7TH GRADE TOTAL	1	0	0	4	0	0	2	0	0	84	1	1.2	11	0	0	102	1	1	
8TH GRADE MALE	0	0	0	0	0	0	0	0	0	40	0	0	1	0	0	41	0	0	
8TH GRADE FEMALE	0	0	0	0	0	0	2	0	0	40	0	0	2	0	0	44	0	0	
8TH GRADE TOTAL	0	0	0	0	0	0	2	0	0	80	0	0	3	0	0	85	0	0	
9TH GRADE MALE	1	1	100	1	0	0	35	7	20	66	16	24.2	27	14	51.9	130	38	29.2	
9TH GRADE FEMALE	4	1	25	2	0	0	33	13	39.4	52	6	11.5	24	5	20.8	115	25	21.7	


2/5/2006 COLORADO DEPARTMENT OF EDUCATION PAGE : 1
 2003-2004 STATE DROPOUT COUNTS BY DISTRICT

	AMERICAN INDIAN OR ALASKAN NATIVE	AMERICAN INDIAN OR ALASKAN NATIVE	AMERICAN INDIAN OR ALASKAN NATIVE	ASIAN PACIFIC ISLANDER	ASIAN PACIFIC ISLANDER	ASIAN PACIFIC ISLANDER	BLACK NOT OF HISPANIC ORIGIN	BLACK NOT OF HISPANIC ORIGIN	BLACK NOT OF HISPANIC ORIGIN	WHITE NOT OF HISPANIC ORIGIN	WHITE NOT OF HISPANIC ORIGIN	WHITE NOT OF HISPANIC ORIGIN	HISPANIC PUPIL COUNT	HISPANIC DROPOUTS	HISPANIC DROPOUT RATE	TOTALS PUPIL COUNT	TOTALS DROPOUTS	TOTALS DROPOUT RATE	
9TH GRADE TOTAL	5	2	40	3	0	0	68	20	29.4	118	22	18.6	51	19	37.3	245	63	25.7	
10TH GRADE MALE	0	0	0	6	2	33.3	18	3	16.7	58	10	17.2	25	5	20	107	20	18.7	
10TH GRADE FEMALE	1	0	0	4	1	25	28	6	21.4	52	10	19.2	26	8	30.8	111	25	22.5	
10TH GRADE TOTAL	1	0	0	10	3	30	46	9	19.6	110	20	18.2	51	13	25.5	218	45	20.6	
11TH GRADE MALE	1	0	0	1	0	0	18	6	33.3	45	8	17.8	16	4	25	81	18	22.2	
11TH GRADE FEMALE	1	1	100	2	2	100	21	5	23.8	64	9	14.1	30	8	26.7	118	25	21.2	
11TH GRADE TOTAL	2	1	50	3	2	66.7	39	11	28.2	109	17	15.6	46	12	26.1	199	43	21.6	
12TH GRADE MALE	2	0	0	1	1	100	19	3	15.8	52	7	13.5	17	2	11.8	91	13	14.3	
12TH GRADE FEMALE	1	0	0	4	0	0	25	2	8	49	4	8.2	27	0	0	106	6	5.7	
12TH GRADE TOTAL	3	0	0	5	1	20	44	5	11.4	101	11	10.9	44	2	4.5	197	19	9.6	
DISTRICT TOTAL MALE	4	1	25	12	3	25	92	19	20.7	308	42	13.6	92	25	27.2	508	90	17.7	
DISTRICT TOTAL FEMALE	8	2	25	13	3	23.1	109	26	23.9	294	29	9.9	114	21	18.4	538	81	15.1	
DISTRICT TOTAL	12	3	25	25	6	24	201	45	22.4	602	71	11.8	206	46	22.3	1,046	171	16.3	
DISTRICT: 0190 BYERS 32J																			
DISTRICT TOTALS (INCLUDING ALTERNATIVE SCHOOLS)																			
7TH GRADE MALE	1	0	0	0	0	0	0	0	0	20	0	0	2	0	0	23	0	0	
7TH GRADE FEMALE	0	0	0	0	0	0	0	0	0	15	0	0	1	0	0	16	0	0	
7TH GRADE TOTAL	1	0	0	0	0	0	0	0	0	35	0	0	3	0	0	39	0	0	
8TH GRADE MALE	0	0	0	0	0	0	1	0	0	30	2	6.7	5	0	0	36	2	5.6	
8TH GRADE FEMALE	0	0	0	0	0	0	1	0	0	32	0	0	1	0	0	34	0	0	
8TH GRADE TOTAL	0	0	0	0	0	0	2	0	0	62	2	3.2	6	0	0	70	2	2.9	
9TH GRADE MALE	0	0	0	0	0	0	0	0	0	27	1	3.7	2	0	0	29	1	3.4	
9TH GRADE FEMALE	0	0	0	0	0	0	0	0	0	17	0	0	1	0	0	18	0	0	
9TH GRADE TOTAL	0	0	0	0	0	0	0	0	0	44	1	2.3	3	0	0	47	1	2.1	
10TH GRADE MALE	2	0	0	0	0	0	0	0	0	27	2	7.4	0	0	0	29	2	6.9	
10TH GRADE FEMALE	0	0	0	0	0	0	1	0	0	21	4	19	1	0	0	23	4	17.4	
10TH GRADE TOTAL	2	0	0	0	0	0	1	0	0	48	6	12.5	1	0	0	52	6	11.5	
11TH GRADE MALE	2	0	0	0	0	0	1	0	0	18	2	11.1	0	0	0	21	2	9.5	
11TH GRADE FEMALE	0	0	0	0	0	0	0	0	0	18	0	0	2	0	0	20	0	0	
11TH GRADE TOTAL	2	0	0	0	0	0	1	0	0	36	2	5.6	2	0	0	41	2	4.9	
12TH GRADE MALE	0	0	0	0	0	0	0	0	0	21	1	4.8	0	0	0	21	1	4.8	
12TH GRADE FEMALE	0	0	0	0	0	0	0	0	0	15	0	0	2	0	0	17	0	0	
12TH GRADE TOTAL	0	0	0	0	0	0	0	0	0	36	1	2.8	2	0	0	38	1	2.6	
DISTRICT TOTAL MALE	5	0	0	0	0	0	2	0	0	143	8	5.6	9	0	0	159	8	5	
DISTRICT TOTAL FEMALE	0	0	0	0	0	0	2	0	0	118	4	3.4	8	0	0	128	4	3.1	
DISTRICT TOTAL	5	0	0	0	0	0	4	0	0	261	12	4.6	17	0	0	287	12	4.2	
DISTRICT TOTALS (EXCLUDING ALTERNATIVE SCHOOLS)																			
7TH GRADE MALE	1	0	0	0	0	0	0	0	0	20	0	0	2	0	0	23	0	0	
7TH GRADE FEMALE	0	0	0	0	0	0	0	0	0	15	0	0	1	0	0	16	0	0	
7TH GRADE TOTAL	1	0	0	0	0	0	0	0	0	35	0	0	3	0	0	39	0	0	
8TH GRADE MALE	0	0	0	0	0	0	1	0	0	30	2	6.7	5	0	0	36	2	5.6	
8TH GRADE FEMALE	0	0	0	0	0	0	1	0	0	32	0	0	1	0	0	34	0	0	
8TH GRADE TOTAL	0	0	0	0	0	0	2	0	0	62	2	3.2	6	0	0	70	2	2.9	
9TH GRADE MALE	0	0	0	0	0	0	0	0	0	27	1	3.7	2	0	0	29	1	3.4	
9TH GRADE FEMALE	0	0	0	0	0	0	0	0	0	17	0	0	1	0	0	18	0	0	
9TH GRADE TOTAL	0	0	0	0	0	0	0	0	0	44	1	2.3	3	0	0	47	1	2.1	
10TH GRADE MALE	2	0	0	0	0	0	0	0	0	27	2	7.4	0	0	0	29	2	6.9	
10TH GRADE FEMALE	0	0	0	0	0	0	1	0	0	21	4	19	1	0	0	23	4	17.4	
10TH GRADE TOTAL	2	0	0	0	0	0	1	0	0	48	6	12.5	1	0	0	52	6	11.5	




2/5/2006 COLORADO DEPARTMENT OF EDUCATION PAGE : 1
 2003-2004 STATE DROPOUT COUNTS BY DISTRICT

	AMERICAN INDIAN OR ALASKAN NATIVE	AMERICAN INDIAN OR ALASKAN NATIVE	AMERICAN INDIAN OR ALASKAN NATIVE	ASIAN PACIFIC ISLANDER	ASIAN PACIFIC ISLANDER	ASIAN PACIFIC ISLANDER	BLACK NOT OF HISPANIC ORIGIN	BLACK NOT OF HISPANIC ORIGIN	BLACK NOT OF HISPANIC ORIGIN	WHITE NOT OF HISPANIC ORIGIN	WHITE NOT OF HISPANIC ORIGIN	WHITE NOT OF HISPANIC ORIGIN	HISPANIC PUPIL COUNT	HISPANIC DROPOUTS	HISPANIC DROPOUT RATE	TOTALS PUPIL COUNT	TOTALS DROPOUTS	TOTALS DROPOUT RATE	
11TH GRADE MALE	2	0	0	0	0	0	1	0	0	18	2	11.1	0	0	0	21	2	9.5	
11TH GRADE FEMALE	0	0	0	0	0	0	0	0	0	18	0	0	2	0	0	20	0	0	
11TH GRADE TOTAL	2	0	0	0	0	0	1	0	0	36	2	5.6	2	0	0	41	2	4.9	
12TH GRADE MALE	0	0	0	0	0	0	0	0	0	21	1	4.8	0	0	0	21	1	4.8	
12TH GRADE FEMALE	0	0	0	0	0	0	0	0	0	15	0	0	2	0	0	17	0	0	
12TH GRADE TOTAL	0	0	0	0	0	0	0	0	0	36	1	2.8	2	0	0	38	1	2.6	
DISTRICT TOTAL MALE	5	0	0	0	0	0	2	0	0	143	8	5.6	9	0	0	159	8	5	
DISTRICT TOTAL FEMALE	0	0	0	0	0	0	2	0	0	118	4	3.4	8	0	0	128	4	3.1	
DISTRICT TOTAL	5	0	0	0	0	0	4	0	0	261	12	4.6	17	0	0	287	12	4.2	
DISTRICT TOTALS (ALTERNATIVE SCHOOLS ONLY)																			
DISTRICT TOTAL MALE	0	0	0	0	0	0	0	0	0	0	0	0	0	0	0	0	0	0	
DISTRICT TOTAL FEMALE	0	0	0	0	0	0	0	0	0	0	0	0	0	0	0	0	0	0	
DISTRICT TOTAL	0	0	0	0	0	0	0	0	0	0	0	0	0	0	0	0	0	0	
COUNTY :	04		ARCHULETA																
DISTRICT:	0220		ARCHULETA COUNTY 50 JT																
DISTRICT TOTALS (INCLUDING ALTERNATIVE SCHOOLS)																			
7TH GRADE MALE	1	0	0	2	1	50	0	0	0	63	1	1.6	17	0	0	83	2	2.4	
7TH GRADE FEMALE	1	0	0	0	0	0	0	0	0	56	2	3.6	20	1	5	77	3	3.9	
7TH GRADE TOTAL	2	0	0	2	1	50	0	0	0	119	3	2.5	37	1	2.7	160	5	3.1	
8TH GRADE MALE	3	0	0	0	0	0	2	0	0	56	2	3.6	16	0	0	77	2	2.6	
8TH GRADE FEMALE	2	0	0	1	0	0	1	0	0	48	3	6.3	18	2	11.1	70	5	7.1	
8TH GRADE TOTAL	5	0	0	1	0	0	3	0	0	104	5	4.8	34	2	5.9	147	7	4.8	
9TH GRADE MALE	5	0	0	0	0	0	2	0	0	56	0	0	20	0	0	83	0	0	
9TH GRADE FEMALE	1	0	0	0	0	0	1	0	0	64	0	0	11	0	0	77	0	0	
9TH GRADE TOTAL	6	0	0	0	0	0	3	0	0	120	0	0	31	0	0	160	0	0	
10TH GRADE MALE	0	0	0	0	0	0	0	0	0	60	0	0	9	0	0	69	0	0	
10TH GRADE FEMALE	6	1	16.7	1	0	0	0	0	0	51	2	3.9	12	0	0	70	3	4.3	
10TH GRADE TOTAL	6	1	16.7	1	0	0	0	0	0	111	2	1.8	21	0	0	139	3	2.2	
11TH GRADE MALE	0	0	0	0	0	0	3	0	0	44	2	4.5	16	0	0	63	2	3.2	
11TH GRADE FEMALE	1	0	0	1	0	0	0	0	0	59	1	1.7	7	1	14.3	68	2	2.9	
11TH GRADE TOTAL	1	0	0	1	0	0	3	0	0	103	3	2.9	23	1	4.3	131	4	3.1	
12TH GRADE MALE	0	0	0	0	0	0	1	0	0	63	1	1.6	9	0	0	73	1	1.4	
12TH GRADE FEMALE	0	0	0	0	0	0	0	0	0	55	0	0	10	0	0	65	0	0	
12TH GRADE TOTAL	0	0	0	0	0	0	1	0	0	118	1	0.8	19	0	0	138	1	0.7	
DISTRICT TOTAL MALE	9	0	0	2	1	50	8	0	0	342	6	1.8	87	0	0	448	7	1.6	
DISTRICT TOTAL FEMALE	11	1	9.1	3	0	0	2	0	0	333	8	2.4	78	4	5.1	427	13	3	
DISTRICT TOTAL	20	1	5	5	1	20	10	0	0	675	14	2.1	165	4	2.4	875	20	2.3	
DISTRICT TOTALS (EXCLUDING ALTERNATIVE SCHOOLS)																			
7TH GRADE MALE	1	0	0	2	1	50	0	0	0	63	1	1.6	17	0	0	83	2	2.4	
7TH GRADE FEMALE	1	0	0	0	0	0	0	0	0	56	2	3.6	20	1	5	77	3	3.9	
7TH GRADE TOTAL	2	0	0	2	1	50	0	0	0	119	3	2.5	37	1	2.7	160	5	3.1	
8TH GRADE MALE	3	0	0	0	0	0	2	0	0	56	2	3.6	16	0	0	77	2	2.6	
8TH GRADE FEMALE	2	0	0	1	0	0	1	0	0	48	3	6.3	18	2	11.1	70	5	7.1	
8TH GRADE TOTAL	5	0	0	1	0	0	3	0	0	104	5	4.8	34	2	5.9	147	7	4.8	
9TH GRADE MALE	5	0	0	0	0	0	2	0	0	56	0	0	20	0	0	83	0	0	
9TH GRADE FEMALE	1	0	0	0	0	0	1	0	0	64	0	0	11	0	0	77	0	0	
9TH GRADE TOTAL	6	0	0	0	0	0	3	0	0	120	0	0	31	0	0	160	0	0	
10TH GRADE MALE	0	0	0	0	0	0	0	0	0	60	0	0	9	0	0	69	0	0	
10TH GRADE FEMALE	6	1	16.7	1	0	0	0	0	0	51	2	3.9	12	0	0	70	3	4.3	



2/5/2006 COLORADO DEPARTMENT OF EDUCATION PAGE : 1
 2003-2004 STATE DROPOUT COUNTS BY DISTRICT

	AMERICAN INDIAN OR ALASKAN NATIVE	AMERICAN INDIAN OR ALASKAN NATIVE	AMERICAN INDIAN OR ALASKAN NATIVE	ASIAN PACIFIC ISLANDER	ASIAN PACIFIC ISLANDER	ASIAN PACIFIC ISLANDER	BLACK NOT OF HISPANIC ORIGIN	BLACK NOT OF HISPANIC ORIGIN	BLACK NOT OF HISPANIC ORIGIN	WHITE NOT OF HISPANIC ORIGIN	WHITE NOT OF HISPANIC ORIGIN	WHITE NOT OF HISPANIC ORIGIN	HISPANIC PUPIL COUNT	HISPANIC DROPOUTS	HISPANIC DROPOUT RATE	TOTALS PUPIL COUNT	TOTALS DROPOUTS	TOTALS DROPOUT RATE
10TH GRADE TOTAL	6	1	16.7	1	0	0	0	0	0	111	2	1.8	21	0	0	139	3	2.2
11TH GRADE MALE	0	0	0	0	0	0	3	0	0	44	2	4.5	16	0	0	63	2	3.2
11TH GRADE FEMALE	1	0	0	1	0	0	0	0	0	59	1	1.7	7	1	14.3	68	2	2.9
11TH GRADE TOTAL	1	0	0	1	0	0	3	0	0	103	3	2.9	23	1	4.3	131	4	3.1
12TH GRADE MALE	0	0	0	0	0	0	1	0	0	63	1	1.6	9	0	0	73	1	1.4
12TH GRADE FEMALE	0	0	0	0	0	0	0	0	0	55	0	0	10	0	0	65	0	0
12TH GRADE TOTAL	0	0	0	0	0	0	1	0	0	118	1	0.8	19	0	0	138	1	0.7
DISTRICT TOTAL MALE	9	0	0	2	1	50	8	0	0	342	6	1.8	87	0	0	448	7	1.6
DISTRICT TOTAL FEMALE	11	1	9.1	3	0	0	2	0	0	333	8	2.4	78	4	5.1	427	13	3
DISTRICT TOTAL	20	1	5	5	1	20	10	0	0	675	14	2.1	165	4	2.4	875	20	2.3
DISTRICT TOTALS (ALTERNATIVE SCHOOLS ONLY)																		
DISTRICT TOTAL MALE	0	0	0	0	0	0	0	0	0	0	0	0	0	0	0	0	0	0
DISTRICT TOTAL FEMALE	0	0	0	0	0	0	0	0	0	0	0	0	0	0	0	0	0	0
DISTRICT TOTAL	0	0	0	0	0	0	0	0	0	0	0	0	0	0	0	0	0	0
COUNTY :	05	BACA																
DISTRICT:	0230	WALSH RE-1																
DISTRICT TOTALS (INCLUDING ALTERNATIVE SCHOOLS)																		
7TH GRADE MALE	0	0	0	0	0	0	0	0	0	5	0	0	1	0	0	6	0	0
7TH GRADE FEMALE	0	0	0	0	0	0	0	0	0	6	0	0	2	0	0	8	0	0
7TH GRADE TOTAL	0	0	0	0	0	0	0	0	0	11	0	0	3	0	0	14	0	0
8TH GRADE MALE	0	0	0	2	0	0	0	0	0	6	0	0	3	0	0	11	0	0
8TH GRADE FEMALE	0	0	0	0	0	0	0	0	0	4	0	0	1	0	0	5	0	0
8TH GRADE TOTAL	0	0	0	2	0	0	0	0	0	10	0	0	4	0	0	16	0	0
9TH GRADE MALE	0	0	0	0	0	0	0	0	0	7	0	0	3	0	0	4	0	0
9TH GRADE FEMALE	0	0	0	0	0	0	0	0	0	3	0	0	2	0	0	5	0	0
9TH GRADE TOTAL	0	0	0	0	0	0	0	0	0	4	0	0	5	0	0	9	0	0
10TH GRADE MALE	0	0	0	0	0	0	0	0	0	7	0	0	1	0	0	8	0	0
10TH GRADE FEMALE	0	0	0	0	0	0	0	0	0	8	0	0	0	0	0	8	0	0
10TH GRADE TOTAL	0	0	0	0	0	0	0	0	0	15	0	0	1	0	0	16	0	0
11TH GRADE MALE	0	0	0	0	0	0	0	0	0	5	0	0	4	0	0	9	0	0
11TH GRADE FEMALE	0	0	0	0	0	0	0	0	0	19	0	0	3	1	33.3	22	1	4.5
11TH GRADE TOTAL	0	0	0	0	0	0	0	0	0	24	0	0	7	1	14.3	31	1	3.2
12TH GRADE MALE	0	0	0	0	0	0	0	0	0	6	0	0	2	0	0	8	0	0
12TH GRADE FEMALE	0	0	0	0	0	0	0	0	0	10	0	0	1	0	0	11	0	0
12TH GRADE TOTAL	0	0	0	0	0	0	0	0	0	16	0	0	3	0	0	19	0	0
DISTRICT TOTAL MALE	0	0	0	2	0	0	0	0	0	30	0	0	14	0	0	46	0	0
DISTRICT TOTAL FEMALE	0	0	0	0	0	0	0	0	0	50	0	0	9	1	11.1	59	1	1.7
DISTRICT TOTAL	0	0	0	2	0	0	0	0	0	80	0	0	23	1	4.3	105	1	1
DISTRICT TOTALS (EXCLUDING ALTERNATIVE SCHOOLS)																		
7TH GRADE MALE	0	0	0	0	0	0	0	0	0	5	0	0	1	0	0	6	0	0
7TH GRADE FEMALE	0	0	0	0	0	0	0	0	0	6	0	0	2	0	0	8	0	0
7TH GRADE TOTAL	0	0	0	0	0	0	0	0	0	11	0	0	3	0	0	14	0	0
8TH GRADE MALE	0	0	0	2	0	0	0	0	0	6	0	0	3	0	0	11	0	0
8TH GRADE FEMALE	0	0	0	0	0	0	0	0	0	4	0	0	1	0	0	5	0	0
8TH GRADE TOTAL	0	0	0	2	0	0	0	0	0	10	0	0	4	0	0	16	0	0
9TH GRADE MALE	0	0	0	0	0	0	0	0	0	7	0	0	3	0	0	4	0	0
9TH GRADE FEMALE	0	0	0	0	0	0	0	0	0	3	0	0	2	0	0	5	0	0
9TH GRADE TOTAL	0	0	0	0	0	0	0	0	0	4	0	0	5	0	0	9	0	0
10TH GRADE MALE	0	0	0	0	0	0	0	0	0	7	0	0	1	0	0	8	0	0



2/5/2006 COLORADO DEPARTMENT OF EDUCATION PAGE : 1
 2003-2004 STATE DROPOUT COUNTS BY DISTRICT

	AMERICAN INDIAN OR ALASKAN NATIVE	AMERICAN INDIAN OR ALASKAN NATIVE	AMERICAN INDIAN OR ALASKAN NATIVE	ASIAN PACIFIC ISLANDER	ASIAN PACIFIC ISLANDER	ASIAN PACIFIC ISLANDER	BLACK NOT OF HISPANIC ORIGIN	BLACK NOT OF HISPANIC ORIGIN	BLACK NOT OF HISPANIC ORIGIN	WHITE NOT OF HISPANIC ORIGIN	WHITE NOT OF HISPANIC ORIGIN	WHITE NOT OF HISPANIC ORIGIN	HISPANIC PUPIL COUNT	HISPANIC DROPOUTS	HISPANIC DROPOUT RATE	TOTALS PUPIL COUNT	TOTALS DROPOUTS	TOTALS DROPOUT RATE
10TH GRADE FEMALE	0	0	0	0	0	0	0	0	0	8	0	0	0	0	0	8	0	0
10TH GRADE TOTAL	0	0	0	0	0	0	0	0	0	15	0	0	1	0	0	16	0	0
11TH GRADE MALE	0	0	0	0	0	0	0	0	0	5	0	0	4	0	0	9	0	0
11TH GRADE FEMALE	0	0	0	0	0	0	0	0	0	19	0	0	3	1	33.3	22	1	4.5
11TH GRADE TOTAL	0	0	0	0	0	0	0	0	0	24	0	0	7	1	14.3	31	1	3.2
12TH GRADE MALE	0	0	0	0	0	0	0	0	0	6	0	0	2	0	0	8	0	0
12TH GRADE FEMALE	0	0	0	0	0	0	0	0	0	10	0	0	1	0	0	11	0	0
12TH GRADE TOTAL	0	0	0	0	0	0	0	0	0	16	0	0	3	0	0	19	0	0
DISTRICT TOTAL MALE	0	0	0	2	0	0	0	0	0	30	0	0	14	0	0	46	0	0
DISTRICT TOTAL FEMALE	0	0	0	0	0	0	0	0	0	50	0	0	9	1	11.1	59	1	1.7
DISTRICT TOTAL	0	0	0	2	0	0	0	0	0	80	0	0	23	1	4.3	105	1	1
DISTRICT TOTALS (ALTERNATIVE SCHOOLS ONLY)																		
DISTRICT TOTAL MALE	0	0	0	0	0	0	0	0	0	0	0	0	0	0	0	0	0	0
DISTRICT TOTAL FEMALE	0	0	0	0	0	0	0	0	0	0	0	0	0	0	0	0	0	0
DISTRICT TOTAL	0	0	0	0	0	0	0	0	0	0	0	0	0	0	0	0	0	0
DISTRICT: 0240 PRITCHETT RE-3																		
DISTRICT TOTALS (INCLUDING ALTERNATIVE SCHOOLS)																		
7TH GRADE MALE	0	0	0	0	0	0	0	0	0	5	0	0	0	0	0	5	0	0
7TH GRADE FEMALE	0	0	0	0	0	0	0	0	0	1	0	0	0	0	0	1	0	0
7TH GRADE TOTAL	0	0	0	0	0	0	0	0	0	6	0	0	0	0	0	6	0	0
8TH GRADE MALE	0	0	0	0	0	0	0	0	0	3	0	0	0	0	0	3	0	0
8TH GRADE FEMALE	0	0	0	0	0	0	0	0	0	1	0	0	0	0	0	1	0	0
8TH GRADE TOTAL	0	0	0	0	0	0	0	0	0	4	0	0	0	0	0	4	0	0
9TH GRADE MALE	0	0	0	0	0	0	0	0	0	2	0	0	0	0	0	2	0	0
9TH GRADE FEMALE	0	0	0	0	0	0	0	0	0	4	0	0	0	0	0	4	0	0
9TH GRADE TOTAL	0	0	0	0	0	0	0	0	0	6	0	0	0	0	0	6	0	0
10TH GRADE MALE	0	0	0	0	0	0	0	0	0	5	0	0	0	0	0	5	0	0
10TH GRADE FEMALE	0	0	0	0	0	0	0	0	0	4	0	0	0	0	0	4	0	0
10TH GRADE TOTAL	0	0	0	0	0	0	0	0	0	9	0	0	0	0	0	9	0	0
11TH GRADE MALE	0	0	0	1	0	0	0	0	0	2	0	0	0	0	0	3	0	0
11TH GRADE FEMALE	0	0	0	0	0	0	0	0	0	2	0	0	0	0	0	2	0	0
11TH GRADE TOTAL	0	0	0	1	0	0	0	0	0	4	0	0	0	0	0	5	0	0
12TH GRADE MALE	0	0	0	0	0	0	0	0	0	4	0	0	0	0	0	4	0	0
12TH GRADE FEMALE	0	0	0	0	0	0	0	0	0	4	0	0	0	0	0	4	0	0
12TH GRADE TOTAL	0	0	0	0	0	0	0	0	0	8	0	0	0	0	0	8	0	0
DISTRICT TOTAL MALE	0	0	0	1	0	0	0	0	0	21	0	0	0	0	0	22	0	0
DISTRICT TOTAL FEMALE	0	0	0	0	0	0	0	0	0	16	0	0	0	0	0	16	0	0
DISTRICT TOTAL	0	0	0	1	0	0	0	0	0	37	0	0	0	0	0	38	0	0
DISTRICT TOTALS (EXCLUDING ALTERNATIVE SCHOOLS)																		
7TH GRADE MALE	0	0	0	0	0	0	0	0	0	5	0	0	0	0	0	5	0	0
7TH GRADE FEMALE	0	0	0	0	0	0	0	0	0	1	0	0	0	0	0	1	0	0
7TH GRADE TOTAL	0	0	0	0	0	0	0	0	0	6	0	0	0	0	0	6	0	0
8TH GRADE MALE	0	0	0	0	0	0	0	0	0	3	0	0	0	0	0	3	0	0
8TH GRADE FEMALE	0	0	0	0	0	0	0	0	0	1	0	0	0	0	0	1	0	0
8TH GRADE TOTAL	0	0	0	0	0	0	0	0	0	4	0	0	0	0	0	4	0	0
9TH GRADE MALE	0	0	0	0	0	0	0	0	0	2	0	0	0	0	0	2	0	0
9TH GRADE FEMALE	0	0	0	0	0	0	0	0	0	4	0	0	0	0	0	4	0	0
9TH GRADE TOTAL	0	0	0	0	0	0	0	0	0	6	0	0	0	0	0	6	0	0
10TH GRADE MALE	0	0	0	0	0	0	0	0	0	5	0	0	0	0	0	5	0	0




2/5/2006 COLORADO DEPARTMENT OF EDUCATION PAGE : 1
 2003-2004 STATE DROPOUT COUNTS BY DISTRICT

	AMERICAN INDIAN OR ALASKAN NATIVE	AMERICAN INDIAN OR ALASKAN NATIVE	AMERICAN INDIAN OR ALASKAN NATIVE	ASIAN PACIFIC ISLANDER	ASIAN PACIFIC ISLANDER	ASIAN PACIFIC ISLANDER	BLACK NOT OF HISPANIC ORIGIN	BLACK NOT OF HISPANIC ORIGIN	BLACK NOT OF HISPANIC ORIGIN	WHITE NOT OF HISPANIC ORIGIN	WHITE NOT OF HISPANIC ORIGIN	WHITE NOT OF HISPANIC ORIGIN	HISPANIC PUPIL COUNT	HISPANIC DROPOUTS	HISPANIC DROPOUT RATE	TOTALS PUPIL COUNT	TOTALS DROPOUTS	TOTALS DROPOUT RATE	
10TH GRADE FEMALE	0	0	0	0	0	0	0	0	0	4	0	0	0	0	0	4	0	0	
10TH GRADE TOTAL	0	0	0	0	0	0	0	0	0	9	0	0	0	0	0	9	0	0	
11TH GRADE MALE	0	0	0	1	0	0	0	0	0	2	0	0	0	0	0	3	0	0	
11TH GRADE FEMALE	0	0	0	0	0	0	0	0	0	2	0	0	0	0	0	2	0	0	
11TH GRADE TOTAL	0	0	0	1	0	0	0	0	0	4	0	0	0	0	0	5	0	0	
12TH GRADE MALE	0	0	0	0	0	0	0	0	0	4	0	0	0	0	0	4	0	0	
12TH GRADE FEMALE	0	0	0	0	0	0	0	0	0	4	0	0	0	0	0	4	0	0	
12TH GRADE TOTAL	0	0	0	0	0	0	0	0	0	8	0	0	0	0	0	8	0	0	
DISTRICT TOTAL MALE	0	0	0	1	0	0	0	0	0	21	0	0	0	0	0	22	0	0	
DISTRICT TOTAL FEMALE	0	0	0	0	0	0	0	0	0	16	0	0	0	0	0	16	0	0	
DISTRICT TOTAL	0	0	0	1	0	0	0	0	0	37	0	0	0	0	0	38	0	0	
DISTRICT TOTALS (ALTERNATIVE SCHOOLS ONLY)																			
DISTRICT TOTAL MALE	0	0	0	0	0	0	0	0	0	0	0	0	0	0	0	0	0	0	
DISTRICT TOTAL FEMALE	0	0	0	0	0	0	0	0	0	0	0	0	0	0	0	0	0	0	
DISTRICT TOTAL	0	0	0	0	0	0	0	0	0	0	0	0	0	0	0	0	0	0	
DISTRICT: 0250 SPRINGFIELD RE-4																			
DISTRICT TOTALS (INCLUDING ALTERNATIVE SCHOOLS)																			
7TH GRADE MALE	1	0	0	0	0	0	0	0	0	16	1	6.3	3	0	0	20	1	5	
7TH GRADE FEMALE	0	0	0	0	0	0	0	0	0	10	1	10	0	0	0	10	1	10	
7TH GRADE TOTAL	1	0	0	0	0	0	0	0	0	26	2	7.7	3	0	0	30	2	6.7	
8TH GRADE MALE	0	0	0	0	0	0	0	0	0	14	1	7.1	3	0	0	17	1	5.9	
8TH GRADE FEMALE	0	0	0	0	0	0	0	0	0	13	0	0	0	0	0	13	0	0	
8TH GRADE TOTAL	0	0	0	0	0	0	0	0	0	27	1	3.7	3	0	0	30	1	3.3	
9TH GRADE MALE	0	0	0	0	0	0	0	0	0	15	1	6.7	2	0	0	17	1	5.9	
9TH GRADE FEMALE	0	0	0	0	0	0	0	0	0	8	0	0	1	0	0	9	0	0	
9TH GRADE TOTAL	0	0	0	0	0	0	0	0	0	23	1	4.3	3	0	0	26	1	3.8	
10TH GRADE MALE	0	0	0	0	0	0	0	0	0	12	0	0	4	0	0	16	0	0	
10TH GRADE FEMALE	0	0	0	0	0	0	0	0	0	12	0	0	4	1	25	16	1	6.3	
10TH GRADE TOTAL	0	0	0	0	0	0	0	0	0	24	0	0	8	1	12.5	32	1	3.1	
11TH GRADE MALE	0	0	0	1	0	0	0	0	0	11	0	0	1	0	0	13	0	0	
11TH GRADE FEMALE	0	0	0	0	0	0	0	0	0	7	0	0	2	0	0	9	0	0	
11TH GRADE TOTAL	0	0	0	1	0	0	0	0	0	18	0	0	3	0	0	22	0	0	
12TH GRADE MALE	0	0	0	1	0	0	1	0	0	12	0	0	2	0	0	16	0	0	
12TH GRADE FEMALE	0	0	0	0	0	0	0	0	0	14	0	0	2	0	0	16	0	0	
12TH GRADE TOTAL	0	0	0	1	0	0	1	0	0	26	0	0	4	0	0	32	0	0	
DISTRICT TOTAL MALE	1	0	0	2	0	0	1	0	0	80	3	3.8	15	0	0	99	3	3	
DISTRICT TOTAL FEMALE	0	0	0	0	0	0	0	0	0	64	1	1.6	9	1	11.1	73	2	2.7	
DISTRICT TOTAL	1	0	0	2	0	0	1	0	0	144	4	2.8	24	1	4.2	172	5	2.9	
DISTRICT TOTALS (EXCLUDING ALTERNATIVE SCHOOLS)																			
7TH GRADE MALE	1	0	0	0	0	0	0	0	0	16	1	6.3	3	0	0	20	1	5	
7TH GRADE FEMALE	0	0	0	0	0	0	0	0	0	10	1	10	0	0	0	10	1	10	
7TH GRADE TOTAL	1	0	0	0	0	0	0	0	0	26	2	7.7	3	0	0	30	2	6.7	
8TH GRADE MALE	0	0	0	0	0	0	0	0	0	14	1	7.1	3	0	0	17	1	5.9	
8TH GRADE FEMALE	0	0	0	0	0	0	0	0	0	13	0	0	0	0	0	13	0	0	
8TH GRADE TOTAL	0	0	0	0	0	0	0	0	0	27	1	3.7	3	0	0	30	1	3.3	
9TH GRADE MALE	0	0	0	0	0	0	0	0	0	15	1	6.7	2	0	0	17	1	5.9	
9TH GRADE FEMALE	0	0	0	0	0	0	0	0	0	8	0	0	1	0	0	9	0	0	
9TH GRADE TOTAL	0	0	0	0	0	0	0	0	0	23	1	4.3	3	0	0	26	1	3.8	
10TH GRADE MALE	0	0	0	0	0	0	0	0	0	12	0	0	4	0	0	16	0	0	




2/5/2006 COLORADO DEPARTMENT OF EDUCATION PAGE : 1
 2003-2004 STATE DROPOUT COUNTS BY DISTRICT

	AMERICAN INDIAN OR ALASKAN NATIVE	AMERICAN INDIAN OR ALASKAN NATIVE	AMERICAN INDIAN OR ALASKAN NATIVE	ASIAN PACIFIC ISLANDER	ASIAN PACIFIC ISLANDER	ASIAN PACIFIC ISLANDER	BLACK NOT OF HISPANIC ORIGIN	BLACK NOT OF HISPANIC ORIGIN	BLACK NOT OF HISPANIC ORIGIN	WHITE NOT OF HISPANIC ORIGIN	WHITE NOT OF HISPANIC ORIGIN	WHITE NOT OF HISPANIC ORIGIN	HISPANIC PUPIL COUNT	HISPANIC DROPOUTS	HISPANIC DROPOUT RATE	TOTALS PUPIL COUNT	TOTALS DROPOUTS	TOTALS DROPOUT RATE
10TH GRADE FEMALE	0	0	0	0	0	0	0	0	0	12	0	0	4	1	25	16	1	6.3
10TH GRADE TOTAL	0	0	0	0	0	0	0	0	0	24	0	0	8	1	12.5	32	1	3.1
11TH GRADE MALE	0	0	0	1	0	0	0	0	0	11	0	0	1	0	0	13	0	0
11TH GRADE FEMALE	0	0	0	0	0	0	0	0	0	7	0	0	2	0	0	9	0	0
11TH GRADE TOTAL	0	0	0	1	0	0	0	0	0	18	0	0	3	0	0	22	0	0
12TH GRADE MALE	0	0	0	1	0	0	1	0	0	12	0	0	2	0	0	16	0	0
12TH GRADE FEMALE	0	0	0	0	0	0	0	0	0	14	0	0	2	0	0	16	0	0
12TH GRADE TOTAL	0	0	0	1	0	0	1	0	0	26	0	0	4	0	0	32	0	0
DISTRICT TOTAL MALE	1	0	0	2	0	0	1	0	0	80	3	3.8	15	0	0	99	3	3
DISTRICT TOTAL FEMALE	0	0	0	0	0	0	0	0	0	64	1	1.6	9	1	11.1	73	2	2.7
DISTRICT TOTAL	1	0	0	2	0	0	1	0	0	144	4	2.8	24	1	4.2	172	5	2.9
DISTRICT TOTALS (ALTERNATIVE SCHOOLS ONLY)																		
DISTRICT TOTAL MALE	0	0	0	0	0	0	0	0	0	0	0	0	0	0	0	0	0	0
DISTRICT TOTAL FEMALE	0	0	0	0	0	0	0	0	0	0	0	0	0	0	0	0	0	0
DISTRICT TOTAL	0	0	0	0	0	0	0	0	0	0	0	0	0	0	0	0	0	0
DISTRICT: 0260 VILAS RE-5																		
DISTRICT TOTALS (INCLUDING ALTERNATIVE SCHOOLS)																		
7TH GRADE MALE	0	0	0	0	0	0	2	0	0	5	0	0	9	1	11.1	16	1	6.3
7TH GRADE FEMALE	0	0	0	0	0	0	1	0	0	13	0	0	7	0	0	21	0	0
7TH GRADE TOTAL	0	0	0	0	0	0	3	0	0	18	0	0	16	1	6.3	37	1	2.7
8TH GRADE MALE	1	0	0	0	0	0	2	0	0	18	0	0	11	1	9.1	32	1	3.1
8TH GRADE FEMALE	0	0	0	0	0	0	1	0	0	10	1	10	4	0	0	15	1	6.7
8TH GRADE TOTAL	1	0	0	0	0	0	3	0	0	28	1	3.6	15	1	6.7	47	2	4.3
9TH GRADE MALE	2	0	0	0	0	0	1	0	0	46	6	13	17	3	17.6	66	9	13.6
9TH GRADE FEMALE	0	0	0	0	0	0	6	1	16.7	36	10	27.8	15	0	0	57	11	19.3
9TH GRADE TOTAL	2	0	0	0	0	0	7	1	14.3	82	16	19.5	32	3	9.4	123	20	16.3
10TH GRADE MALE	0	0	0	0	0	0	3	1	33.3	32	7	21.9	11	2	18.2	46	10	21.7
10TH GRADE FEMALE	1	0	0	0	0	0	0	0	0	34	2	5.9	12	2	16.7	47	4	8.5
10TH GRADE TOTAL	1	0	0	0	0	0	3	1	33.3	66	9	13.6	23	4	17.4	93	14	15.1
11TH GRADE MALE	0	0	0	0	0	0	0	0	0	18	2	11.1	7	3	42.9	25	5	20
11TH GRADE FEMALE	0	0	0	0	0	0	1	0	0	30	7	23.3	10	5	50	41	12	29.3
11TH GRADE TOTAL	0	0	0	0	0	0	1	0	0	48	9	18.8	17	8	47.1	66	17	25.8
12TH GRADE MALE	0	0	0	0	0	0	0	0	0	22	1	4.5	5	2	40	27	3	11.1
12TH GRADE FEMALE	2	0	0	0	0	0	1	0	0	25	5	20	4	0	0	32	5	15.6
12TH GRADE TOTAL	2	0	0	0	0	0	1	0	0	47	6	12.8	9	2	22.2	59	8	13.6
DISTRICT TOTAL MALE	3	0	0	0	0	0	8	1	12.5	141	16	11.3	60	12	20	212	29	13.7
DISTRICT TOTAL FEMALE	3	0	0	0	0	0	10	1	10	148	25	16.9	52	7	13.5	213	33	15.5
DISTRICT TOTAL	6	0	0	0	0	0	18	2	11.1	289	41	14.2	112	19	17	425	62	14.6
DISTRICT TOTALS (EXCLUDING ALTERNATIVE SCHOOLS)																		
7TH GRADE MALE	0	0	0	0	0	0	2	0	0	5	0	0	9	1	11.1	16	1	6.3
7TH GRADE FEMALE	0	0	0	0	0	0	1	0	0	13	0	0	7	0	0	21	0	0
7TH GRADE TOTAL	0	0	0	0	0	0	3	0	0	18	0	0	16	1	6.3	37	1	2.7
8TH GRADE MALE	1	0	0	0	0	0	2	0	0	18	0	0	11	1	9.1	32	1	3.1
8TH GRADE FEMALE	0	0	0	0	0	0	1	0	0	10	1	10	4	0	0	15	1	6.7
8TH GRADE TOTAL	1	0	0	0	0	0	3	0	0	28	1	3.6	15	1	6.7	47	2	4.3
9TH GRADE MALE	2	0	0	0	0	0	1	0	0	46	6	13	17	3	17.6	66	9	13.6
9TH GRADE FEMALE	0	0	0	0	0	0	6	1	16.7	36	10	27.8	15	0	0	57	11	19.3
9TH GRADE TOTAL	2	0	0	0	0	0	7	1	14.3	82	16	19.5	32	3	9.4	123	20	16.3
10TH GRADE MALE	0	0	0	0	0	0	3	1	33.3	32	7	21.9	11	2	18.2	46	10	21.7



2/5/2006 COLORADO DEPARTMENT OF EDUCATION PAGE : 1
 2003-2004 STATE DROPOUT COUNTS BY DISTRICT

	AMERICAN INDIAN OR ALASKAN NATIVE	AMERICAN INDIAN OR ALASKAN NATIVE	AMERICAN INDIAN OR ALASKAN NATIVE	ASIAN PACIFIC ISLANDER	ASIAN PACIFIC ISLANDER	ASIAN PACIFIC ISLANDER	BLACK NOT OF HISPANIC ORIGIN	BLACK NOT OF HISPANIC ORIGIN	BLACK NOT OF HISPANIC ORIGIN	WHITE NOT OF HISPANIC ORIGIN	WHITE NOT OF HISPANIC ORIGIN	WHITE NOT OF HISPANIC ORIGIN	HISPANIC PUPIL COUNT	HISPANIC DROPOUTS	HISPANIC DROPOUT RATE	TOTALS PUPIL COUNT	TOTALS DROPOUTS	TOTALS DROPOUT RATE
10TH GRADE FEMALE	1	0	0	0	0	0	0	0	0	34	2	5.9	12	2	16.7	47	4	8.5
10TH GRADE TOTAL	1	0	0	0	0	0	3	1	33.3	66	9	13.6	23	4	17.4	93	14	15.1
11TH GRADE MALE	0	0	0	0	0	0	0	0	0	18	2	11.1	7	3	42.9	25	5	20
11TH GRADE FEMALE	0	0	0	0	0	0	1	0	0	30	7	23.3	10	5	50	41	12	29.3
11TH GRADE TOTAL	0	0	0	0	0	0	1	0	0	48	9	18.8	17	8	47.1	66	17	25.8
12TH GRADE MALE	0	0	0	0	0	0	0	0	0	22	1	4.5	5	2	40	27	3	11.1
12TH GRADE FEMALE	2	0	0	0	0	0	1	0	0	25	5	20	4	0	0	32	5	15.6
12TH GRADE TOTAL	2	0	0	0	0	0	1	0	0	47	6	12.8	9	2	22.2	59	8	13.6
DISTRICT TOTAL MALE	3	0	0	0	0	0	8	1	12.5	141	16	11.3	60	12	20	212	29	13.7
DISTRICT TOTAL FEMALE	3	0	0	0	0	0	10	1	10	148	25	16.9	52	7	13.5	213	33	15.5
DISTRICT TOTAL	6	0	0	0	0	0	18	2	11.1	289	41	14.2	112	19	17	425	62	14.6
DISTRICT TOTALS (ALTERNATIVE SCHOOLS ONLY)																		
DISTRICT TOTAL MALE	0	0	0	0	0	0	0	0	0	0	0	0	0	0	0	0	0	0
DISTRICT TOTAL FEMALE	0	0	0	0	0	0	0	0	0	0	0	0	0	0	0	0	0	0
DISTRICT TOTAL	0	0	0	0	0	0	0	0	0	0	0	0	0	0	0	0	0	0
DISTRICT: 0270 CAMPO RE-6																		
DISTRICT TOTALS (INCLUDING ALTERNATIVE SCHOOLS)																		
7TH GRADE MALE	0	0	0	0	0	0	0	0	0	3	0	0	0	0	0	3	0	0
7TH GRADE FEMALE	0	0	0	0	0	0	0	0	0	3	0	0	1	0	0	4	0	0
7TH GRADE TOTAL	0	0	0	0	0	0	0	0	0	6	0	0	1	0	0	7	0	0
8TH GRADE MALE	0	0	0	0	0	0	0	0	0	3	0	0	1	0	0	4	0	0
8TH GRADE FEMALE	0	0	0	0	0	0	0	0	0	1	0	0	1	0	0	2	0	0
8TH GRADE TOTAL	0	0	0	0	0	0	0	0	0	4	0	0	2	0	0	6	0	0
9TH GRADE MALE	0	0	0	0	0	0	0	0	0	4	0	0	1	0	0	5	0	0
9TH GRADE FEMALE	0	0	0	0	0	0	0	0	0	2	0	0	0	0	0	2	0	0
9TH GRADE TOTAL	0	0	0	0	0	0	0	0	0	6	0	0	1	0	0	7	0	0
10TH GRADE MALE	0	0	0	0	0	0	0	0	0	3	0	0	2	0	0	5	0	0
10TH GRADE FEMALE	0	0	0	0	0	0	0	0	0	1	0	0	0	0	0	1	0	0
10TH GRADE TOTAL	0	0	0	0	0	0	0	0	0	4	0	0	2	0	0	6	0	0
11TH GRADE MALE	0	0	0	2	0	0	0	0	0	4	0	0	0	0	0	6	0	0
11TH GRADE FEMALE	0	0	0	0	0	0	0	0	0	6	0	0	0	0	0	6	0	0
11TH GRADE TOTAL	0	0	0	2	0	0	0	0	0	10	0	0	0	0	0	12	0	0
12TH GRADE MALE	0	0	0	1	0	0	0	0	0	6	0	0	1	0	0	8	0	0
12TH GRADE FEMALE	0	0	0	0	0	0	0	0	0	3	0	0	0	0	0	3	0	0
12TH GRADE TOTAL	0	0	0	1	0	0	0	0	0	9	0	0	1	0	0	11	0	0
DISTRICT TOTAL MALE	0	0	0	3	0	0	0	0	0	23	0	0	5	0	0	31	0	0
DISTRICT TOTAL FEMALE	0	0	0	0	0	0	0	0	0	16	0	0	2	0	0	18	0	0
DISTRICT TOTAL	0	0	0	3	0	0	0	0	0	39	0	0	7	0	0	49	0	0
DISTRICT TOTALS (EXCLUDING ALTERNATIVE SCHOOLS)																		
7TH GRADE MALE	0	0	0	0	0	0	0	0	0	3	0	0	0	0	0	3	0	0
7TH GRADE FEMALE	0	0	0	0	0	0	0	0	0	3	0	0	1	0	0	4	0	0
7TH GRADE TOTAL	0	0	0	0	0	0	0	0	0	6	0	0	1	0	0	7	0	0
8TH GRADE MALE	0	0	0	0	0	0	0	0	0	3	0	0	1	0	0	4	0	0
8TH GRADE FEMALE	0	0	0	0	0	0	0	0	0	1	0	0	1	0	0	2	0	0
8TH GRADE TOTAL	0	0	0	0	0	0	0	0	0	4	0	0	2	0	0	6	0	0
9TH GRADE MALE	0	0	0	0	0	0	0	0	0	4	0	0	1	0	0	5	0	0
9TH GRADE FEMALE	0	0	0	0	0	0	0	0	0	2	0	0	0	0	0	2	0	0
9TH GRADE TOTAL	0	0	0	0	0	0	0	0	0	6	0	0	1	0	0	7	0	0
10TH GRADE MALE	0	0	0	0	0	0	0	0	0	3	0	0	2	0	0	5	0	0




2/5/2006 COLORADO DEPARTMENT OF EDUCATION PAGE : 1
 2003-2004 STATE DROPOUT COUNTS BY DISTRICT

	AMERICAN INDIAN OR ALASKAN NATIVE	AMERICAN INDIAN OR ALASKAN NATIVE	AMERICAN INDIAN OR ALASKAN NATIVE	ASIAN PACIFIC ISLANDER	ASIAN PACIFIC ISLANDER	ASIAN PACIFIC ISLANDER	BLACK NOT OF HISPANIC ORIGIN	BLACK NOT OF HISPANIC ORIGIN	BLACK NOT OF HISPANIC ORIGIN	WHITE NOT OF HISPANIC ORIGIN	WHITE NOT OF HISPANIC ORIGIN	WHITE NOT OF HISPANIC ORIGIN	HISPANIC PUPIL COUNT	HISPANIC DROPOUTS	HISPANIC DROPOUT RATE	TOTALS PUPIL COUNT	TOTALS DROPOUTS	TOTALS DROPOUT RATE
10TH GRADE FEMALE	0	0	0	0	0	0	0	0	0	1	0	0	0	0	0	1	0	0
10TH GRADE TOTAL	0	0	0	0	0	0	0	0	0	4	0	0	2	0	0	6	0	0
11TH GRADE MALE	0	0	0	2	0	0	0	0	0	4	0	0	0	0	0	6	0	0
11TH GRADE FEMALE	0	0	0	0	0	0	0	0	0	6	0	0	0	0	0	6	0	0
11TH GRADE TOTAL	0	0	0	2	0	0	0	0	0	10	0	0	0	0	0	12	0	0
12TH GRADE MALE	0	0	0	1	0	0	0	0	0	6	0	0	1	0	0	8	0	0
12TH GRADE FEMALE	0	0	0	0	0	0	0	0	0	3	0	0	0	0	0	3	0	0
12TH GRADE TOTAL	0	0	0	1	0	0	0	0	0	9	0	0	1	0	0	11	0	0
DISTRICT TOTAL MALE	0	0	0	3	0	0	0	0	0	23	0	0	5	0	0	31	0	0
DISTRICT TOTAL FEMALE	0	0	0	0	0	0	0	0	0	16	0	0	2	0	0	18	0	0
DISTRICT TOTAL	0	0	0	3	0	0	0	0	0	39	0	0	7	0	0	49	0	0
DISTRICT TOTALS (ALTERNATIVE SCHOOLS ONLY)																		
DISTRICT TOTAL MALE	0	0	0	0	0	0	0	0	0	0	0	0	0	0	0	0	0	0
DISTRICT TOTAL FEMALE	0	0	0	0	0	0	0	0	0	0	0	0	0	0	0	0	0	0
DISTRICT TOTAL	0	0	0	0	0	0	0	0	0	0	0	0	0	0	0	0	0	0
COUNTY :	06	BENT																
DISTRICT:	0290	LAS ANIMAS RE-1																
DISTRICT TOTALS (INCLUDING ALTERNATIVE SCHOOLS)																		
7TH GRADE MALE	0	0	0	0	0	0	0	0	0	13	0	0	5	0	0	18	0	0
7TH GRADE FEMALE	0	0	0	0	0	0	0	0	0	12	0	0	9	1	11.1	21	1	4.8
7TH GRADE TOTAL	0	0	0	0	0	0	0	0	0	25	0	0	14	1	7.1	39	1	2.6
8TH GRADE MALE	0	0	0	0	0	0	1	0	0	12	0	0	11	0	0	24	0	0
8TH GRADE FEMALE	1	0	0	0	0	0	0	0	0	19	0	0	12	0	0	32	0	0
8TH GRADE TOTAL	1	0	0	0	0	0	1	0	0	31	0	0	23	0	0	56	0	0
9TH GRADE MALE	0	0	0	0	0	0	0	0	0	20	0	0	17	3	17.6	37	3	8.1
9TH GRADE FEMALE	0	0	0	0	0	0	0	0	0	9	1	11.1	6	0	0	15	1	6.7
9TH GRADE TOTAL	0	0	0	0	0	0	0	0	0	29	1	3.4	23	3	13	52	4	7.7
10TH GRADE MALE	0	0	0	0	0	0	0	0	0	12	0	0	12	0	0	24	0	0
10TH GRADE FEMALE	0	0	0	0	0	0	0	0	0	16	0	0	11	0	0	27	0	0
10TH GRADE TOTAL	0	0	0	0	0	0	0	0	0	28	0	0	23	0	0	51	0	0
11TH GRADE MALE	0	0	0	1	0	0	0	0	0	14	1	7.1	14	0	0	29	1	3.4
11TH GRADE FEMALE	0	0	0	0	0	0	0	0	0	11	0	0	1	0	0	12	0	0
11TH GRADE TOTAL	0	0	0	1	0	0	0	0	0	25	1	4	15	0	0	41	1	2.4
12TH GRADE MALE	0	0	0	1	0	0	0	0	0	14	0	0	4	0	0	19	0	0
12TH GRADE FEMALE	0	0	0	0	0	0	1	0	0	18	0	0	4	0	0	23	0	0
12TH GRADE TOTAL	0	0	0	1	0	0	1	0	0	32	0	0	8	0	0	42	0	0
DISTRICT TOTAL MALE	0	0	0	2	0	0	1	0	0	85	1	1.2	63	3	4.8	151	4	2.6
DISTRICT TOTAL FEMALE	1	0	0	0	0	0	1	0	0	85	1	1.2	43	1	2.3	130	2	1.5
DISTRICT TOTAL	1	0	0	2	0	0	2	0	0	170	2	1.2	106	4	3.8	281	6	2.1
DISTRICT TOTALS (EXCLUDING ALTERNATIVE SCHOOLS)																		
7TH GRADE MALE	0	0	0	0	0	0	0	0	0	13	0	0	5	0	0	18	0	0
7TH GRADE FEMALE	0	0	0	0	0	0	0	0	0	12	0	0	9	1	11.1	21	1	4.8
7TH GRADE TOTAL	0	0	0	0	0	0	0	0	0	25	0	0	14	1	7.1	39	1	2.6
8TH GRADE MALE	0	0	0	0	0	0	1	0	0	12	0	0	10	0	0	23	0	0
8TH GRADE FEMALE	1	0	0	0	0	0	0	0	0	19	0	0	10	0	0	30	0	0
8TH GRADE TOTAL	1	0	0	0	0	0	1	0	0	31	0	0	20	0	0	53	0	0
9TH GRADE MALE	0	0	0	0	0	0	0	0	0	20	0	0	13	2	15.4	33	2	6.1
9TH GRADE FEMALE	0	0	0	0	0	0	0	0	0	7	0	0	6	0	0	13	0	0
9TH GRADE TOTAL	0	0	0	0	0	0	0	0	0	27	0	0	19	2	10.5	46	2	4.3




2/5/2006 COLORADO DEPARTMENT OF EDUCATION PAGE : 1
 2003-2004 STATE DROPOUT COUNTS BY DISTRICT

	AMERICAN INDIAN OR ALASKAN NATIVE	AMERICAN INDIAN OR ALASKAN NATIVE	AMERICAN INDIAN OR ALASKAN NATIVE	ASIAN PACIFIC ISLANDER	ASIAN PACIFIC ISLANDER	ASIAN PACIFIC ISLANDER	BLACK NOT OF HISPANIC ORIGIN	BLACK NOT OF HISPANIC ORIGIN	BLACK NOT OF HISPANIC ORIGIN	WHITE NOT OF HISPANIC ORIGIN	WHITE NOT OF HISPANIC ORIGIN	WHITE NOT OF HISPANIC ORIGIN	HISPANIC PUPIL COUNT	HISPANIC DROPOUTS	HISPANIC DROPOUT RATE	TOTALS PUPIL COUNT	TOTALS DROPOUTS	TOTALS DROPOUT RATE	
10TH GRADE MALE	0	0	0	0	0	0	0	0	11	0	0	9	0	0	20	0	0		
10TH GRADE FEMALE	0	0	0	0	0	0	0	0	16	0	0	8	0	0	24	0	0		
10TH GRADE TOTAL	0	0	0	0	0	0	0	0	27	0	0	17	0	0	44	0	0		
11TH GRADE MALE	0	0	0	1	0	0	0	0	13	0	0	14	0	0	28	0	0		
11TH GRADE FEMALE	0	0	0	0	0	0	0	0	11	0	0	1	0	0	12	0	0		
11TH GRADE TOTAL	0	0	0	1	0	0	0	0	24	0	0	15	0	0	40	0	0		
12TH GRADE MALE	0	0	0	1	0	0	0	0	14	0	0	4	0	0	19	0	0		
12TH GRADE FEMALE	0	0	0	0	0	0	1	0	16	0	0	3	0	0	20	0	0		
12TH GRADE TOTAL	0	0	0	1	0	0	1	0	30	0	0	7	0	0	39	0	0		
DISTRICT TOTAL MALE	0	0	0	2	0	0	1	0	83	0	0	55	2	3.6	141	2	1.4		
DISTRICT TOTAL FEMALE	1	0	0	0	0	0	1	0	81	0	0	37	1	2.7	120	1	0.8		
DISTRICT TOTAL	1	0	0	2	0	0	2	0	164	0	0	92	3	3.3	261	3	1.1		
DISTRICT TOTALS (ALTERNATIVE SCHOOLS ONLY)																			
8TH GRADE MALE	0	0	0	0	0	0	0	0	0	0	0	1	0	0	1	0	0		
8TH GRADE FEMALE	0	0	0	0	0	0	0	0	0	0	0	2	0	0	2	0	0		
8TH GRADE TOTAL	0	0	0	0	0	0	0	0	0	0	0	3	0	0	3	0	0		
9TH GRADE MALE	0	0	0	0	0	0	0	0	0	0	0	4	1	25	4	1	25		
9TH GRADE FEMALE	0	0	0	0	0	0	0	0	2	1	50	0	0	0	2	1	50		
9TH GRADE TOTAL	0	0	0	0	0	0	0	0	2	1	50	4	1	25	6	2	33.3		
10TH GRADE MALE	0	0	0	0	0	0	0	0	1	0	0	3	0	0	4	0	0		
10TH GRADE FEMALE	0	0	0	0	0	0	0	0	0	0	0	3	0	0	3	0	0		
10TH GRADE TOTAL	0	0	0	0	0	0	0	0	1	0	0	6	0	0	7	0	0		
11TH GRADE MALE	0	0	0	0	0	0	0	0	1	1	100	0	0	0	1	1	100		
11TH GRADE FEMALE	0	0	0	0	0	0	0	0	0	0	0	0	0	0	0	0	0		
11TH GRADE TOTAL	0	0	0	0	0	0	0	0	1	1	100	0	0	0	1	1	100		
12TH GRADE MALE	0	0	0	0	0	0	0	0	0	0	0	0	0	0	0	0	0		
12TH GRADE FEMALE	0	0	0	0	0	0	0	0	2	0	0	1	0	0	3	0	0		
12TH GRADE TOTAL	0	0	0	0	0	0	0	0	2	0	0	1	0	0	3	0	0		
DISTRICT TOTAL MALE	0	0	0	0	0	0	0	0	2	1	50	8	1	12.5	10	2	20		
DISTRICT TOTAL FEMALE	0	0	0	0	0	0	0	0	4	1	25	6	0	0	10	1	10		
DISTRICT TOTAL	0	0	0	0	0	0	0	0	6	2	33.3	14	1	7.1	20	3	15		
DISTRICT: 0310 MC CLAVE RE-2																			
DISTRICT TOTALS (INCLUDING ALTERNATIVE SCHOOLS)																			
7TH GRADE MALE	0	0	0	0	0	0	0	0	6	0	0	3	0	0	9	0	0		
7TH GRADE FEMALE	0	0	0	0	0	0	0	0	8	0	0	0	0	0	8	0	0		
7TH GRADE TOTAL	0	0	0	0	0	0	0	0	14	0	0	3	0	0	17	0	0		
8TH GRADE MALE	0	0	0	0	0	0	0	0	8	0	0	1	0	0	9	0	0		
8TH GRADE FEMALE	0	0	0	0	0	0	0	0	11	0	0	5	0	0	16	0	0		
8TH GRADE TOTAL	0	0	0	0	0	0	0	0	19	0	0	6	0	0	25	0	0		
9TH GRADE MALE	0	0	0	0	0	0	0	0	8	0	0	3	0	0	11	0	0		
9TH GRADE FEMALE	0	0	0	0	0	0	0	0	6	0	0	5	0	0	11	0	0		
9TH GRADE TOTAL	0	0	0	0	0	0	0	0	14	0	0	8	0	0	22	0	0		
10TH GRADE MALE	0	0	0	0	0	0	0	0	10	0	0	4	0	0	14	0	0		
10TH GRADE FEMALE	0	0	0	0	0	0	0	0	9	0	0	1	0	0	10	0	0		
10TH GRADE TOTAL	0	0	0	0	0	0	0	0	19	0	0	5	0	0	24	0	0		
11TH GRADE MALE	0	0	0	0	0	0	0	0	6	0	0	3	0	0	9	0	0		
11TH GRADE FEMALE	0	0	0	0	0	0	0	0	10	0	0	7	0	0	17	0	0		
11TH GRADE TOTAL	0	0	0	0	0	0	0	0	16	0	0	10	0	0	26	0	0		
12TH GRADE MALE	0	0	0	0	0	0	0	0	10	0	0	1	0	0	11	0	0		



2/5/2006 COLORADO DEPARTMENT OF EDUCATION PAGE : 1
 2003-2004 STATE DROPOUT COUNTS BY DISTRICT

	AMERICAN INDIAN OR ALASKAN NATIVE	AMERICAN INDIAN OR ALASKAN NATIVE	AMERICAN INDIAN OR ALASKAN NATIVE	ASIAN PACIFIC ISLANDER	ASIAN PACIFIC ISLANDER	ASIAN PACIFIC ISLANDER	BLACK NOT OF HISPANIC ORIGIN	BLACK NOT OF HISPANIC ORIGIN	BLACK NOT OF HISPANIC ORIGIN	WHITE NOT OF HISPANIC ORIGIN	WHITE NOT OF HISPANIC ORIGIN	WHITE NOT OF HISPANIC ORIGIN	HISPANIC PUPIL COUNT	HISPANIC DROPOUTS	HISPANIC DROPOUT RATE	TOTALS PUPIL COUNT	TOTALS DROPOUTS	TOTALS DROPOUT RATE	
12TH GRADE FEMALE	0	0	0	0	0	0	0	0	0	12	0	0	0	0	0	12	0	0	
12TH GRADE TOTAL	0	0	0	0	0	0	0	0	0	22	0	0	1	0	0	23	0	0	
DISTRICT TOTAL MALE	0	0	0	0	0	0	0	0	0	48	0	0	15	0	0	63	0	0	
DISTRICT TOTAL FEMALE	0	0	0	0	0	0	0	0	0	56	0	0	18	0	0	74	0	0	
DISTRICT TOTAL	0	0	0	0	0	0	0	0	0	104	0	0	33	0	0	137	0	0	
DISTRICT TOTALS (EXCLUDING ALTERNATIVE SCHOOLS)																			
7TH GRADE MALE	0	0	0	0	0	0	0	0	0	6	0	0	3	0	0	9	0	0	
7TH GRADE FEMALE	0	0	0	0	0	0	0	0	0	8	0	0	0	0	0	8	0	0	
7TH GRADE TOTAL	0	0	0	0	0	0	0	0	0	14	0	0	3	0	0	17	0	0	
8TH GRADE MALE	0	0	0	0	0	0	0	0	0	8	0	0	1	0	0	9	0	0	
8TH GRADE FEMALE	0	0	0	0	0	0	0	0	0	11	0	0	5	0	0	16	0	0	
8TH GRADE TOTAL	0	0	0	0	0	0	0	0	0	19	0	0	6	0	0	25	0	0	
9TH GRADE MALE	0	0	0	0	0	0	0	0	0	8	0	0	3	0	0	11	0	0	
9TH GRADE FEMALE	0	0	0	0	0	0	0	0	0	6	0	0	5	0	0	11	0	0	
9TH GRADE TOTAL	0	0	0	0	0	0	0	0	0	14	0	0	8	0	0	22	0	0	
10TH GRADE MALE	0	0	0	0	0	0	0	0	0	10	0	0	4	0	0	14	0	0	
10TH GRADE FEMALE	0	0	0	0	0	0	0	0	0	9	0	0	1	0	0	10	0	0	
10TH GRADE TOTAL	0	0	0	0	0	0	0	0	0	19	0	0	5	0	0	24	0	0	
11TH GRADE MALE	0	0	0	0	0	0	0	0	0	6	0	0	3	0	0	9	0	0	
11TH GRADE FEMALE	0	0	0	0	0	0	0	0	0	10	0	0	7	0	0	17	0	0	
11TH GRADE TOTAL	0	0	0	0	0	0	0	0	0	16	0	0	10	0	0	26	0	0	
12TH GRADE MALE	0	0	0	0	0	0	0	0	0	10	0	0	1	0	0	11	0	0	
12TH GRADE FEMALE	0	0	0	0	0	0	0	0	0	12	0	0	0	0	0	12	0	0	
12TH GRADE TOTAL	0	0	0	0	0	0	0	0	0	22	0	0	1	0	0	23	0	0	
DISTRICT TOTAL MALE	0	0	0	0	0	0	0	0	0	48	0	0	15	0	0	63	0	0	
DISTRICT TOTAL FEMALE	0	0	0	0	0	0	0	0	0	56	0	0	18	0	0	74	0	0	
DISTRICT TOTAL	0	0	0	0	0	0	0	0	0	104	0	0	33	0	0	137	0	0	
DISTRICT TOTALS (ALTERNATIVE SCHOOLS ONLY)																			
DISTRICT TOTAL MALE	0	0	0	0	0	0	0	0	0	0	0	0	0	0	0	0	0	0	
DISTRICT TOTAL FEMALE	0	0	0	0	0	0	0	0	0	0	0	0	0	0	0	0	0	0	
DISTRICT TOTAL	0	0	0	0	0	0	0	0	0	0	0	0	0	0	0	0	0	0	
COUNTY :	07 BOULDER																		
DISTRICT:	0470 ST VRAIN VALLEY RE 1J																		
DISTRICT TOTALS (INCLUDING ALTERNATIVE SCHOOLS)																			
7TH GRADE MALE	5	0	0	34	0	0	10	0	0	644	1	0.2	243	1	0.4	936	2	0.2	
7TH GRADE FEMALE	8	0	0	24	0	0	13	0	0	568	1	0.2	245	1	0.4	858	2	0.2	
7TH GRADE TOTAL	13	0	0	58	0	0	23	0	0	1,212	2	0.2	488	2	0.4	1,794	4	0.2	
8TH GRADE MALE	7	0	0	17	0	0	9	0	0	691	1	0.1	218	2	0.9	942	3	0.3	
8TH GRADE FEMALE	2	0	0	18	0	0	11	0	0	681	1	0.1	211	0	0	923	1	0.1	
8TH GRADE TOTAL	9	0	0	35	0	0	20	0	0	1,372	2	0.1	429	2	0.5	1,865	4	0.2	
9TH GRADE MALE	7	1	14.3	23	2	8.7	4	0	0	712	18	2.5	246	16	6.5	992	37	3.7	
9TH GRADE FEMALE	14	0	0	21	0	0	7	1	14.3	737	11	1.5	218	17	7.8	997	29	2.9	
9TH GRADE TOTAL	21	1	4.8	44	2	4.5	11	1	9.1	1,449	29	2	464	33	7.1	1,989	66	3.3	
10TH GRADE MALE	6	0	0	25	0	0	13	0	0	676	16	2.4	228	16	7	948	32	3.4	
10TH GRADE FEMALE	6	1	16.7	20	0	0	9	1	11.1	617	18	2.9	220	20	9.1	872	40	4.6	
10TH GRADE TOTAL	12	1	8.3	45	0	0	22	1	4.5	1,293	34	2.6	448	36	8	1,820	72	4	
11TH GRADE MALE	6	0	0	26	1	3.8	9	1	11.1	743	24	3.2	218	20	9.2	1,002	46	4.6	
11TH GRADE FEMALE	12	0	0	19	0	0	8	1	12.5	683	17	2.5	199	23	11.6	921	41	4.5	
11TH GRADE TOTAL	18	0	0	45	1	2.2	17	2	11.8	1,426	41	2.9	417	43	10.3	1,923	87	4.5	



2/5/2006 COLORADO DEPARTMENT OF EDUCATION PAGE : 1
 2003-2004 STATE DROPOUT COUNTS BY DISTRICT

	AMERICAN INDIAN OR ALASKAN NATIVE	AMERICAN INDIAN OR ALASKAN NATIVE	AMERICAN INDIAN OR ALASKAN NATIVE	ASIAN PACIFIC ISLANDER	ASIAN PACIFIC ISLANDER	ASIAN PACIFIC ISLANDER	BLACK NOT OF HISPANIC ORIGIN	BLACK NOT OF HISPANIC ORIGIN	BLACK NOT OF HISPANIC ORIGIN	WHITE NOT OF HISPANIC ORIGIN	WHITE NOT OF HISPANIC ORIGIN	WHITE NOT OF HISPANIC ORIGIN	HISPANIC PUPIL COUNT	HISPANIC DROPOUTS	HISPANIC DROPOUT RATE	TOTALS PUPIL COUNT	TOTALS DROPOUTS	TOTALS DROPOUT RATE	
12TH GRADE MALE	4	1	25	26	3	11.5	4	2	50	642	47	7.3	146	24	16.4	822	77	9.4	
12TH GRADE FEMALE	6	1	16.7	29	2	6.9	8	0	0	585	27	4.6	170	25	14.7	798	55	6.9	
12TH GRADE TOTAL	10	2	20	55	5	9.1	12	2	16.7	1,227	74	6	316	49	15.5	1,620	132	8.1	
DISTRICT TOTAL MALE	35	2	5.7	151	6	4	49	3	6.1	4,108	107	2.6	1,299	79	6.1	5,642	197	3.5	
DISTRICT TOTAL FEMALE	48	2	4.2	131	2	1.5	56	3	5.4	3,871	75	1.9	1,263	86	6.8	5,369	168	3.1	
DISTRICT TOTAL	83	4	4.8	282	8	2.8	105	6	5.7	7,979	182	2.3	2,562	165	6.4	11,011	365	3.3	
DISTRICT TOTALS (EXCLUDING ALTERNATIVE SCHOOLS)																			
7TH GRADE MALE	5	0	0	34	0	0	10	0	0	644	1	0.2	243	1	0.4	936	2	0.2	
7TH GRADE FEMALE	8	0	0	24	0	0	13	0	0	568	1	0.2	245	1	0.4	858	2	0.2	
7TH GRADE TOTAL	13	0	0	58	0	0	23	0	0	1,212	2	0.2	488	2	0.4	1,794	4	0.2	
8TH GRADE MALE	7	0	0	17	0	0	9	0	0	691	1	0.1	218	2	0.9	942	3	0.3	
8TH GRADE FEMALE	2	0	0	18	0	0	11	0	0	681	1	0.1	211	0	0	923	1	0.1	
8TH GRADE TOTAL	9	0	0	35	0	0	20	0	0	1,372	2	0.1	429	2	0.5	1,865	4	0.2	
9TH GRADE MALE	6	0	0	21	1	4.8	3	0	0	681	9	1.3	227	10	4.4	938	20	2.1	
9TH GRADE FEMALE	14	0	0	20	0	0	7	1	14.3	712	6	0.8	197	9	4.6	950	16	1.7	
9TH GRADE TOTAL	20	0	0	41	1	2.4	10	1	10	1,393	15	1.1	424	19	4.5	1,888	36	1.9	
10TH GRADE MALE	6	0	0	24	0	0	13	0	0	642	7	1.1	210	13	6.2	895	20	2.2	
10TH GRADE FEMALE	5	0	0	19	0	0	9	1	11.1	593	13	2.2	198	15	7.6	824	29	3.5	
10TH GRADE TOTAL	11	0	0	43	0	0	22	1	4.5	1,235	20	1.6	408	28	6.9	1,719	49	2.9	
11TH GRADE MALE	6	0	0	22	1	4.5	7	1	14.3	688	13	1.9	167	17	10.2	890	32	3.6	
11TH GRADE FEMALE	9	0	0	18	0	0	8	1	12.5	628	8	1.3	155	15	9.7	818	24	2.9	
11TH GRADE TOTAL	15	0	0	40	1	2.5	15	2	13.3	1,316	21	1.6	322	32	9.9	1,708	56	3.3	
12TH GRADE MALE	4	1	25	24	2	8.3	3	2	66.7	585	26	4.4	107	9	8.4	723	40	5.5	
12TH GRADE FEMALE	4	0	0	25	0	0	7	0	0	526	12	2.3	129	7	5.4	691	19	2.7	
12TH GRADE TOTAL	8	1	12.5	49	2	4.1	10	2	20	1,111	38	3.4	236	16	6.8	1,414	59	4.2	
DISTRICT TOTAL MALE	34	1	2.9	142	4	2.8	45	3	6.7	3,931	57	1.5	1,172	52	4.4	5,324	117	2.2	
DISTRICT TOTAL FEMALE	42	0	0	124	0	0	55	3	5.5	3,708	41	1.1	1,135	47	4.1	5,064	91	1.8	
DISTRICT TOTAL	76	1	1.3	266	4	1.5	100	6	6	7,639	98	1.3	2,307	99	4.3	10,388	208	2	
DISTRICT TOTALS (ALTERNATIVE SCHOOLS ONLY)																			
9TH GRADE MALE	1	1	100	2	1	50	1	0	0	31	9	29	19	6	31.6	54	17	31.5	
9TH GRADE FEMALE	0	0	0	1	0	0	0	0	0	25	5	20	21	8	38.1	47	13	27.7	
9TH GRADE TOTAL	1	1	100	3	1	33.3	1	0	0	56	14	25	40	14	35	101	30	29.7	
10TH GRADE MALE	0	0	0	1	0	0	0	0	0	34	9	26.5	18	3	16.7	53	12	22.6	
10TH GRADE FEMALE	1	1	100	1	0	0	0	0	0	24	5	20.8	22	5	22.7	48	11	22.9	
10TH GRADE TOTAL	1	1	100	2	0	0	0	0	0	58	14	24.1	40	8	20	101	23	22.8	
11TH GRADE MALE	0	0	0	4	0	0	2	0	0	55	11	20	51	3	5.9	112	14	12.5	
11TH GRADE FEMALE	3	0	0	1	0	0	0	0	0	55	9	16.4	44	8	18.2	103	17	16.5	
11TH GRADE TOTAL	3	0	0	5	0	0	2	0	0	110	20	18.2	95	11	11.6	215	31	14.4	
12TH GRADE MALE	0	0	0	2	1	50	1	0	0	57	21	36.8	39	15	38.5	99	37	37.4	
12TH GRADE FEMALE	2	1	50	4	2	50	1	0	0	59	15	25.4	41	18	43.9	107	36	33.6	
12TH GRADE TOTAL	2	1	50	6	3	50	2	0	0	116	36	31	80	33	41.3	206	73	35.4	
DISTRICT TOTAL MALE	1	1	100	9	2	22.2	4	0	0	177	50	28.2	127	27	21.3	318	80	25.2	
DISTRICT TOTAL FEMALE	6	2	33.3	7	2	28.6	1	0	0	163	34	20.9	128	39	30.5	305	77	25.2	
DISTRICT TOTAL	7	3	42.9	16	4	25	5	0	0	340	84	24.7	255	66	25.9	623	157	25.2	
DISTRICT: 0480 BOULDER VALLEY RE 2																			
DISTRICT TOTALS (INCLUDING ALTERNATIVE SCHOOLS)																			
7TH GRADE MALE	12	0	0	75	0	0	22	0	0	979	0	0	157	0	0	1,245	0	0	
7TH GRADE FEMALE	10	0	0	65	0	0	17	0	0	922	0	0	133	0	0	1,147	0	0	
7TH GRADE TOTAL	22	0	0	140	0	0	39	0	0	1,901	0	0	290	0	0	2,392	0	0	

2/5/2006 COLORADO DEPARTMENT OF EDUCATION PAGE : 1
 2003-2004 STATE DROPOUT COUNTS BY DISTRICT


	AMERICAN INDIAN OR ALASKAN NATIVE	AMERICAN INDIAN OR ALASKAN NATIVE	AMERICAN INDIAN OR ALASKAN NATIVE	ASIAN PACIFIC ISLANDER	ASIAN PACIFIC ISLANDER	ASIAN PACIFIC ISLANDER	BLACK NOT OF HISPANIC ORIGIN	BLACK NOT OF HISPANIC ORIGIN	BLACK NOT OF HISPANIC ORIGIN	WHITE NOT OF HISPANIC ORIGIN	WHITE NOT OF HISPANIC ORIGIN	WHITE NOT OF HISPANIC ORIGIN	HISPANIC PUPIL COUNT	HISPANIC DROPOUTS	HISPANIC DROPOUT RATE	TOTALS PUPIL COUNT	TOTALS DROPOUTS	TOTALS DROPOUT RATE	
8TH GRADE MALE	8	0	0	72	0	0	21	0	0	1,021	0	0	152	0	0	1,274	0	0	
8TH GRADE FEMALE	7	0	0	67	0	0	21	0	0	957	0	0	154	0	0	1,206	0	0	
8TH GRADE TOTAL	15	0	0	139	0	0	42	0	0	1,978	0	0	306	0	0	2,480	0	0	
9TH GRADE MALE	16	2	12.5	79	0	0	23	1	4.3	1,028	14	1.4	197	5	2.5	1,343	22	1.6	
9TH GRADE FEMALE	16	0	0	70	0	0	34	0	0	1,086	5	0.5	166	7	4.2	1,372	12	0.9	
9TH GRADE TOTAL	32	2	6.3	149	0	0	57	1	1.8	2,114	19	0.9	363	12	3.3	2,715	34	1.3	
10TH GRADE MALE	7	1	14.3	66	2	3	20	0	0	1,062	15	1.4	159	12	7.5	1,314	30	2.3	
10TH GRADE FEMALE	10	1	10	71	2	2.8	23	0	0	971	10	1	148	5	3.4	1,223	18	1.5	
10TH GRADE TOTAL	17	2	11.8	137	4	2.9	43	0	0	2,033	25	1.2	307	17	5.5	2,537	48	1.9	
11TH GRADE MALE	9	1	11.1	51	1	2	17	1	5.9	921	11	1.2	126	4	3.2	1,124	18	1.6	
11TH GRADE FEMALE	7	0	0	48	1	2.1	21	0	0	915	10	1.1	119	6	5	1,110	17	1.5	
11TH GRADE TOTAL	16	1	6.3	99	2	2	38	1	2.6	1,836	21	1.1	245	10	4.1	2,234	35	1.6	
12TH GRADE MALE	7	0	0	59	0	0	19	2	10.5	1,031	29	2.8	117	9	7.7	1,233	40	3.2	
12TH GRADE FEMALE	7	0	0	55	0	0	21	0	0	905	15	1.7	103	6	5.8	1,091	21	1.9	
12TH GRADE TOTAL	14	0	0	114	0	0	40	2	5	1,936	44	2.3	220	15	6.8	2,324	61	2.6	
DISTRICT TOTAL MALE	59	4	6.8	402	3	0.7	122	4	3.3	6,042	69	1.1	908	30	3.3	7,533	110	1.5	
DISTRICT TOTAL FEMALE	57	1	1.8	376	3	0.8	137	0	0	5,756	40	0.7	823	24	2.9	7,149	68	1	
DISTRICT TOTAL	116	5	4.3	778	6	0.8	259	4	1.5	11,798	109	0.9	1,731	54	3.1	14,682	178	1.2	
DISTRICT TOTALS (EXCLUDING ALTERNATIVE SCHOOLS)																			
7TH GRADE MALE	12	0	0	75	0	0	22	0	0	979	0	0	157	0	0	1,245	0	0	
7TH GRADE FEMALE	10	0	0	65	0	0	17	0	0	922	0	0	133	0	0	1,147	0	0	
7TH GRADE TOTAL	22	0	0	140	0	0	39	0	0	1,901	0	0	290	0	0	2,392	0	0	
8TH GRADE MALE	8	0	0	72	0	0	21	0	0	1,021	0	0	152	0	0	1,274	0	0	
8TH GRADE FEMALE	7	0	0	67	0	0	21	0	0	957	0	0	154	0	0	1,206	0	0	
8TH GRADE TOTAL	15	0	0	139	0	0	42	0	0	1,978	0	0	306	0	0	2,480	0	0	
9TH GRADE MALE	16	2	12.5	79	0	0	23	1	4.3	1,028	14	1.4	197	5	2.5	1,343	22	1.6	
9TH GRADE FEMALE	16	0	0	70	0	0	34	0	0	1,086	5	0.5	166	7	4.2	1,372	12	0.9	
9TH GRADE TOTAL	32	2	6.3	149	0	0	57	1	1.8	2,114	19	0.9	363	12	3.3	2,715	34	1.3	
10TH GRADE MALE	7	1	14.3	66	2	3	20	0	0	1,062	15	1.4	159	12	7.5	1,314	30	2.3	
10TH GRADE FEMALE	10	1	10	71	2	2.8	23	0	0	971	10	1	148	5	3.4	1,223	18	1.5	
10TH GRADE TOTAL	17	2	11.8	137	4	2.9	43	0	0	2,033	25	1.2	307	17	5.5	2,537	48	1.9	
11TH GRADE MALE	9	1	11.1	51	1	2	17	1	5.9	921	11	1.2	126	4	3.2	1,124	18	1.6	
11TH GRADE FEMALE	7	0	0	48	1	2.1	21	0	0	915	10	1.1	119	6	5	1,110	17	1.5	
11TH GRADE TOTAL	16	1	6.3	99	2	2	38	1	2.6	1,836	21	1.1	245	10	4.1	2,234	35	1.6	
12TH GRADE MALE	7	0	0	59	0	0	19	2	10.5	1,031	29	2.8	117	9	7.7	1,233	40	3.2	
12TH GRADE FEMALE	7	0	0	55	0	0	21	0	0	905	15	1.7	103	6	5.8	1,091	21	1.9	
12TH GRADE TOTAL	14	0	0	114	0	0	40	2	5	1,936	44	2.3	220	15	6.8	2,324	61	2.6	
DISTRICT TOTAL MALE	59	4	6.8	402	3	0.7	122	4	3.3	6,042	69	1.1	908	30	3.3	7,533	110	1.5	
DISTRICT TOTAL FEMALE	57	1	1.8	376	3	0.8	137	0	0	5,756	40	0.7	823	24	2.9	7,149	68	1	
DISTRICT TOTAL	116	5	4.3	778	6	0.8	259	4	1.5	11,798	109	0.9	1,731	54	3.1	14,682	178	1.2	
DISTRICT TOTALS (ALTERNATIVE SCHOOLS ONLY)																			
DISTRICT TOTAL MALE	0	0	0	0	0	0	0	0	0	0	0	0	0	0	0	0	0	0	
DISTRICT TOTAL FEMALE	0	0	0	0	0	0	0	0	0	0	0	0	0	0	0	0	0	0	
DISTRICT TOTAL	0	0	0	0	0	0	0	0	0	0	0	0	0	0	0	0	0	0	
COUNTY :	08	CHAFFEE																	
DISTRICT:	0490	BUENA VISTA R-31																	
DISTRICT TOTALS (INCLUDING ALTERNATIVE SCHOOLS)																			
7TH GRADE MALE	0	0	0	0	0	0	0	0	0	44	0	0	3	0	0	47	0	0	
7TH GRADE FEMALE	1	0	0	1	0	0	0	0	0	40	0	0	3	0	0	45	0	0	

2/5/2006 COLORADO DEPARTMENT OF EDUCATION PAGE : 1
 2003-2004 STATE DROPOUT COUNTS BY DISTRICT

	AMERICAN INDIAN OR ALASKAN NATIVE	AMERICAN INDIAN OR ALASKAN NATIVE	AMERICAN INDIAN OR ALASKAN NATIVE	ASIAN PACIFIC ISLANDER	ASIAN PACIFIC ISLANDER	ASIAN PACIFIC ISLANDER	BLACK NOT OF HISPANIC ORIGIN	BLACK NOT OF HISPANIC ORIGIN	BLACK NOT OF HISPANIC ORIGIN	WHITE NOT OF HISPANIC ORIGIN	WHITE NOT OF HISPANIC ORIGIN	WHITE NOT OF HISPANIC ORIGIN	HISPANIC PUPIL COUNT	HISPANIC DROPOUTS	HISPANIC DROPOUT RATE	TOTALS PUPIL COUNT	TOTALS DROPOUTS	TOTALS DROPOUT RATE	
7TH GRADE TOTAL	1	0	0	1	0	0	0	0	0	84	0	0	6	0	0	92	0	0	
8TH GRADE MALE	0	0	0	0	0	0	0	0	0	50	0	0	3	0	0	53	0	0	
8TH GRADE FEMALE	0	0	0	0	0	0	0	0	0	42	0	0	2	0	0	44	0	0	
8TH GRADE TOTAL	0	0	0	0	0	0	0	0	0	92	0	0	5	0	0	97	0	0	
9TH GRADE MALE	1	0	0	0	0	0	0	0	0	52	6	11.5	2	0	0	55	6	10.9	
9TH GRADE FEMALE	1	0	0	0	0	0	0	0	0	44	1	2.3	4	0	0	49	1	2	
9TH GRADE TOTAL	2	0	0	0	0	0	0	0	0	96	7	7.3	6	0	0	104	7	6.7	
10TH GRADE MALE	1	0	0	0	0	0	0	0	0	51	1	2	8	2	25	60	3	5	
10TH GRADE FEMALE	0	0	0	0	0	0	0	0	0	44	4	9.1	2	0	0	46	4	8.7	
10TH GRADE TOTAL	1	0	0	0	0	0	0	0	0	95	5	5.3	10	2	20	106	7	6.6	
11TH GRADE MALE	0	0	0	0	0	0	0	0	0	42	1	2.4	2	0	0	44	1	2.3	
11TH GRADE FEMALE	0	0	0	0	0	0	0	0	0	40	2	5	5	0	0	45	2	4.4	
11TH GRADE TOTAL	0	0	0	0	0	0	0	0	0	82	3	3.7	7	0	0	89	3	3.4	
12TH GRADE MALE	0	0	0	0	0	0	1	0	0	53	1	1.9	4	0	0	58	1	1.7	
12TH GRADE FEMALE	3	0	0	1	1	100	0	0	0	28	0	0	3	0	0	35	1	2.9	
12TH GRADE TOTAL	3	0	0	1	1	100	1	0	0	81	1	1.2	7	0	0	93	2	2.2	
DISTRICT TOTAL MALE	2	0	0	0	0	0	1	0	0	292	9	3.1	22	2	9.1	317	11	3.5	
DISTRICT TOTAL FEMALE	5	0	0	2	1	50	0	0	0	238	7	2.9	19	0	0	264	8	3	
DISTRICT TOTAL	7	0	0	2	1	50	1	0	0	530	16	3	41	2	4.9	581	19	3.3	
DISTRICT TOTALS (EXCLUDING ALTERNATIVE SCHOOLS)																			
7TH GRADE MALE	0	0	0	0	0	0	0	0	0	44	0	0	3	0	0	47	0	0	
7TH GRADE FEMALE	1	0	0	1	0	0	0	0	0	40	0	0	3	0	0	45	0	0	
7TH GRADE TOTAL	1	0	0	1	0	0	0	0	0	84	0	0	6	0	0	92	0	0	
8TH GRADE MALE	0	0	0	0	0	0	0	0	0	50	0	0	3	0	0	53	0	0	
8TH GRADE FEMALE	0	0	0	0	0	0	0	0	0	42	0	0	2	0	0	44	0	0	
8TH GRADE TOTAL	0	0	0	0	0	0	0	0	0	92	0	0	5	0	0	97	0	0	
9TH GRADE MALE	1	0	0	0	0	0	0	0	0	41	2	4.9	2	0	0	44	2	4.5	
9TH GRADE FEMALE	1	0	0	0	0	0	0	0	0	43	1	2.3	2	0	0	46	1	2.2	
9TH GRADE TOTAL	2	0	0	0	0	0	0	0	0	84	3	3.6	4	0	0	90	3	3.3	
10TH GRADE MALE	1	0	0	0	0	0	0	0	0	43	1	2.3	5	0	0	49	1	2	
10TH GRADE FEMALE	0	0	0	0	0	0	0	0	0	39	1	2.6	1	0	0	40	1	2.5	
10TH GRADE TOTAL	1	0	0	0	0	0	0	0	0	82	2	2.4	6	0	0	89	2	2.2	
11TH GRADE MALE	0	0	0	0	0	0	0	0	0	39	1	2.6	2	0	0	41	1	2.4	
11TH GRADE FEMALE	0	0	0	0	0	0	0	0	0	37	1	2.7	4	0	0	41	1	2.4	
11TH GRADE TOTAL	0	0	0	0	0	0	0	0	0	76	2	2.6	6	0	0	82	2	2.4	
12TH GRADE MALE	0	0	0	0	0	0	1	0	0	47	0	0	3	0	0	51	0	0	
12TH GRADE FEMALE	3	0	0	1	1	100	0	0	0	24	0	0	1	0	0	29	1	3.4	
12TH GRADE TOTAL	3	0	0	1	1	100	1	0	0	71	0	0	4	0	0	80	1	1.3	
DISTRICT TOTAL MALE	2	0	0	0	0	0	1	0	0	264	4	1.5	18	0	0	285	4	1.4	
DISTRICT TOTAL FEMALE	5	0	0	2	1	50	0	0	0	225	3	1.3	13	0	0	245	4	1.6	
DISTRICT TOTAL	7	0	0	2	1	50	1	0	0	489	7	1.4	31	0	0	530	8	1.5	
DISTRICT TOTALS (ALTERNATIVE SCHOOLS ONLY)																			
9TH GRADE MALE	0	0	0	0	0	0	0	0	0	11	4	36.4	0	0	0	11	4	36.4	
9TH GRADE FEMALE	0	0	0	0	0	0	0	0	0	1	0	0	2	0	0	3	0	0	
9TH GRADE TOTAL	0	0	0	0	0	0	0	0	0	12	4	33.3	2	0	0	14	4	28.6	
10TH GRADE MALE	0	0	0	0	0	0	0	0	0	8	0	0	3	2	66.7	11	2	18.2	
10TH GRADE FEMALE	0	0	0	0	0	0	0	0	0	5	3	60	1	0	0	6	3	50	
10TH GRADE TOTAL	0	0	0	0	0	0	0	0	0	13	3	23.1	4	2	50	17	5	29.4	
11TH GRADE MALE	0	0	0	0	0	0	0	0	0	3	0	0	0	0	0	3	0	0	


2/5/2006 COLORADO DEPARTMENT OF EDUCATION PAGE : 1
 2003-2004 STATE DROPOUT COUNTS BY DISTRICT

	AMERICAN INDIAN OR ALASKAN NATIVE	AMERICAN INDIAN OR ALASKAN NATIVE	AMERICAN INDIAN OR ALASKAN NATIVE	ASIAN PACIFIC ISLANDER	ASIAN PACIFIC ISLANDER	ASIAN PACIFIC ISLANDER	BLACK NOT OF HISPANIC ORIGIN	BLACK NOT OF HISPANIC ORIGIN	BLACK NOT OF HISPANIC ORIGIN	WHITE NOT OF HISPANIC ORIGIN	WHITE NOT OF HISPANIC ORIGIN	WHITE NOT OF HISPANIC ORIGIN	HISPANIC PUPIL COUNT	HISPANIC DROPOUTS	HISPANIC DROPOUT RATE	TOTALS PUPIL COUNT	TOTALS DROPOUTS	TOTALS DROPOUT RATE
11TH GRADE FEMALE	0	0	0	0	0	0	0	0	0	3	1	33.3	1	0	0	4	1	25
11TH GRADE TOTAL	0	0	0	0	0	0	0	0	0	6	1	16.7	1	0	0	7	1	14.3
12TH GRADE MALE	0	0	0	0	0	0	0	0	0	6	1	16.7	1	0	0	7	1	14.3
12TH GRADE FEMALE	0	0	0	0	0	0	0	0	0	4	0	0	2	0	0	6	0	0
12TH GRADE TOTAL	0	0	0	0	0	0	0	0	0	10	1	10	3	0	0	13	1	7.7
DISTRICT TOTAL MALE	0	0	0	0	0	0	0	0	0	28	5	17.9	4	2	50	32	7	21.9
DISTRICT TOTAL FEMALE	0	0	0	0	0	0	0	0	0	13	4	30.8	6	0	0	19	4	21.1
DISTRICT TOTAL	0	0	0	0	0	0	0	0	0	41	9	22	10	2	20	51	11	21.6
DISTRICT:	0500	SALIDA R-32																
DISTRICT TOTALS (INCLUDING ALTERNATIVE SCHOOLS)																		
7TH GRADE MALE	0	0	0	0	0	0	0	0	0	53	1	1.9	4	0	0	57	1	1.8
7TH GRADE FEMALE	0	0	0	1	0	0	0	0	0	56	0	0	8	0	0	65	0	0
7TH GRADE TOTAL	0	0	0	1	0	0	0	0	0	109	1	0.9	12	0	0	122	1	0.8
8TH GRADE MALE	1	0	0	2	0	0	0	0	0	45	0	0	8	0	0	56	0	0
8TH GRADE FEMALE	0	0	0	1	0	0	0	0	0	60	0	0	7	0	0	68	0	0
8TH GRADE TOTAL	1	0	0	3	0	0	0	0	0	105	0	0	15	0	0	124	0	0
9TH GRADE MALE	2	0	0	0	0	0	0	0	0	46	1	2.2	8	0	0	56	1	1.8
9TH GRADE FEMALE	2	0	0	1	0	0	0	0	0	56	1	1.8	9	1	11.1	68	2	2.9
9TH GRADE TOTAL	4	0	0	1	0	0	0	0	0	102	2	2	17	1	5.9	124	3	2.4
10TH GRADE MALE	0	0	0	1	0	0	0	0	0	44	1	2.3	4	1	25	49	2	4.1
10TH GRADE FEMALE	0	0	0	0	0	0	2	0	0	52	0	0	6	0	0	60	0	0
10TH GRADE TOTAL	0	0	0	1	0	0	2	0	0	96	1	1	10	1	10	109	2	1.8
11TH GRADE MALE	0	0	0	0	0	0	0	0	0	52	1	1.9	7	0	0	59	1	1.7
11TH GRADE FEMALE	0	0	0	1	0	0	0	0	0	51	0	0	4	0	0	56	0	0
11TH GRADE TOTAL	0	0	0	1	0	0	0	0	0	103	1	1	11	0	0	115	1	0.9
12TH GRADE MALE	1	0	0	1	0	0	0	0	0	31	0	0	2	0	0	35	0	0
12TH GRADE FEMALE	1	0	0	0	0	0	0	0	0	33	0	0	5	0	0	39	0	0
12TH GRADE TOTAL	2	0	0	1	0	0	0	0	0	64	0	0	7	0	0	74	0	0
DISTRICT TOTAL MALE	4	0	0	4	0	0	0	0	0	271	4	1.5	33	1	3	312	5	1.6
DISTRICT TOTAL FEMALE	3	0	0	4	0	0	2	0	0	308	1	0.3	39	1	2.6	356	2	0.6
DISTRICT TOTAL	7	0	0	8	0	0	2	0	0	579	5	0.9	72	2	2.8	668	7	1
DISTRICT TOTALS (EXCLUDING ALTERNATIVE SCHOOLS)																		
7TH GRADE MALE	0	0	0	0	0	0	0	0	0	53	1	1.9	4	0	0	57	1	1.8
7TH GRADE FEMALE	0	0	0	1	0	0	0	0	0	56	0	0	8	0	0	65	0	0
7TH GRADE TOTAL	0	0	0	1	0	0	0	0	0	109	1	0.9	12	0	0	122	1	0.8
8TH GRADE MALE	1	0	0	2	0	0	0	0	0	45	0	0	8	0	0	56	0	0
8TH GRADE FEMALE	0	0	0	1	0	0	0	0	0	60	0	0	7	0	0	68	0	0
8TH GRADE TOTAL	1	0	0	3	0	0	0	0	0	105	0	0	15	0	0	124	0	0
9TH GRADE MALE	2	0	0	0	0	0	0	0	0	46	1	2.2	8	0	0	56	1	1.8
9TH GRADE FEMALE	2	0	0	1	0	0	0	0	0	56	1	1.8	9	1	11.1	68	2	2.9
9TH GRADE TOTAL	4	0	0	1	0	0	0	0	0	102	2	2	17	1	5.9	124	3	2.4
10TH GRADE MALE	0	0	0	1	0	0	0	0	0	44	1	2.3	4	1	25	49	2	4.1
10TH GRADE FEMALE	0	0	0	0	0	0	2	0	0	52	0	0	6	0	0	60	0	0
10TH GRADE TOTAL	0	0	0	1	0	0	2	0	0	96	1	1	10	1	10	109	2	1.8
11TH GRADE MALE	0	0	0	0	0	0	0	0	0	52	1	1.9	7	0	0	59	1	1.7
11TH GRADE FEMALE	0	0	0	1	0	0	0	0	0	51	0	0	4	0	0	56	0	0
11TH GRADE TOTAL	0	0	0	1	0	0	0	0	0	103	1	1	11	0	0	115	1	0.9
12TH GRADE MALE	1	0	0	1	0	0	0	0	0	31	0	0	2	0	0	35	0	0
12TH GRADE FEMALE	1	0	0	0	0	0	0	0	0	33	0	0	5	0	0	39	0	0




2/5/2006 COLORADO DEPARTMENT OF EDUCATION PAGE : 1
 2003-2004 STATE DROPOUT COUNTS BY DISTRICT

	AMERICAN INDIAN OR ALASKAN NATIVE	AMERICAN INDIAN OR ALASKAN NATIVE	AMERICAN INDIAN OR ALASKAN NATIVE	ASIAN PACIFIC ISLANDER	ASIAN PACIFIC ISLANDER	ASIAN PACIFIC ISLANDER	BLACK NOT OF HISPANIC ORIGIN	BLACK NOT OF HISPANIC ORIGIN	BLACK NOT OF HISPANIC ORIGIN	WHITE NOT OF HISPANIC ORIGIN	WHITE NOT OF HISPANIC ORIGIN	WHITE NOT OF HISPANIC ORIGIN	HISPANIC PUPIL COUNT	HISPANIC DROPOUTS	HISPANIC DROPOUT RATE	TOTALS PUPIL COUNT	TOTALS DROPOUTS	TOTALS DROPOUT RATE	
12TH GRADE TOTAL	2	0	0	1	0	0	0	0	0	64	0	0	7	0	0	74	0	0	
DISTRICT TOTAL MALE	4	0	0	4	0	0	0	0	0	271	4	1.5	33	1	3	312	5	1.6	
DISTRICT TOTAL FEMALE	3	0	0	4	0	0	2	0	0	308	1	0.3	39	1	2.6	356	2	0.6	
DISTRICT TOTAL	7	0	0	8	0	0	2	0	0	579	5	0.9	72	2	2.8	668	7	1	
DISTRICT TOTALS (ALTERNATIVE SCHOOLS ONLY)																			
DISTRICT TOTAL MALE	0	0	0	0	0	0	0	0	0	0	0	0	0	0	0	0	0	0	
DISTRICT TOTAL FEMALE	0	0	0	0	0	0	0	0	0	0	0	0	0	0	0	0	0	0	
DISTRICT TOTAL	0	0	0	0	0	0	0	0	0	0	0	0	0	0	0	0	0	0	
COUNTY	: 09 CHEYENNE																		
DISTRICT:	0510 KIT CARSON R-1																		
DISTRICT TOTALS (INCLUDING ALTERNATIVE SCHOOLS)																			
7TH GRADE MALE	0	0	0	0	0	0	0	0	0	9	0	0	0	0	0	9	0	0	
7TH GRADE FEMALE	0	0	0	0	0	0	0	0	0	2	0	0	0	0	0	2	0	0	
7TH GRADE TOTAL	0	0	0	0	0	0	0	0	0	11	0	0	0	0	0	11	0	0	
8TH GRADE MALE	0	0	0	0	0	0	0	0	0	2	0	0	0	0	0	2	0	0	
8TH GRADE FEMALE	0	0	0	0	0	0	0	0	0	4	0	0	1	0	0	5	0	0	
8TH GRADE TOTAL	0	0	0	0	0	0	0	0	0	6	0	0	1	0	0	7	0	0	
9TH GRADE MALE	0	0	0	0	0	0	0	0	0	9	0	0	2	0	0	11	0	0	
9TH GRADE FEMALE	0	0	0	0	0	0	0	0	0	7	0	0	1	0	0	8	0	0	
9TH GRADE TOTAL	0	0	0	0	0	0	0	0	0	16	0	0	3	0	0	19	0	0	
10TH GRADE MALE	0	0	0	0	0	0	0	0	0	4	0	0	0	0	0	4	0	0	
10TH GRADE FEMALE	0	0	0	0	0	0	0	0	0	4	0	0	1	0	0	5	0	0	
10TH GRADE TOTAL	0	0	0	0	0	0	0	0	0	8	0	0	1	0	0	9	0	0	
11TH GRADE MALE	0	0	0	2	0	0	0	0	0	8	0	0	0	0	0	10	0	0	
11TH GRADE FEMALE	0	0	0	1	0	0	0	0	0	4	0	0	0	0	0	5	0	0	
11TH GRADE TOTAL	0	0	0	3	0	0	0	0	0	12	0	0	0	0	0	15	0	0	
12TH GRADE MALE	0	0	0	0	0	0	0	0	0	5	0	0	0	0	0	5	0	0	
12TH GRADE FEMALE	0	0	0	0	0	0	0	0	0	4	0	0	0	0	0	4	0	0	
12TH GRADE TOTAL	0	0	0	0	0	0	0	0	0	9	0	0	0	0	0	9	0	0	
DISTRICT TOTAL MALE	0	0	0	2	0	0	0	0	0	37	0	0	2	0	0	41	0	0	
DISTRICT TOTAL FEMALE	0	0	0	1	0	0	0	0	0	25	0	0	3	0	0	29	0	0	
DISTRICT TOTAL	0	0	0	3	0	0	0	0	0	62	0	0	5	0	0	70	0	0	
DISTRICT TOTALS (EXCLUDING ALTERNATIVE SCHOOLS)																			
7TH GRADE MALE	0	0	0	0	0	0	0	0	0	9	0	0	0	0	0	9	0	0	
7TH GRADE FEMALE	0	0	0	0	0	0	0	0	0	2	0	0	0	0	0	2	0	0	
7TH GRADE TOTAL	0	0	0	0	0	0	0	0	0	11	0	0	0	0	0	11	0	0	
8TH GRADE MALE	0	0	0	0	0	0	0	0	0	2	0	0	0	0	0	2	0	0	
8TH GRADE FEMALE	0	0	0	0	0	0	0	0	0	4	0	0	1	0	0	5	0	0	
8TH GRADE TOTAL	0	0	0	0	0	0	0	0	0	6	0	0	1	0	0	7	0	0	
9TH GRADE MALE	0	0	0	0	0	0	0	0	0	9	0	0	2	0	0	11	0	0	
9TH GRADE FEMALE	0	0	0	0	0	0	0	0	0	7	0	0	1	0	0	8	0	0	
9TH GRADE TOTAL	0	0	0	0	0	0	0	0	0	16	0	0	3	0	0	19	0	0	
10TH GRADE MALE	0	0	0	0	0	0	0	0	0	4	0	0	0	0	0	4	0	0	
10TH GRADE FEMALE	0	0	0	0	0	0	0	0	0	4	0	0	1	0	0	5	0	0	
10TH GRADE TOTAL	0	0	0	0	0	0	0	0	0	8	0	0	1	0	0	9	0	0	
11TH GRADE MALE	0	0	0	2	0	0	0	0	0	8	0	0	0	0	0	10	0	0	
11TH GRADE FEMALE	0	0	0	1	0	0	0	0	0	4	0	0	0	0	0	5	0	0	
11TH GRADE TOTAL	0	0	0	3	0	0	0	0	0	12	0	0	0	0	0	15	0	0	
12TH GRADE MALE	0	0	0	0	0	0	0	0	0	5	0	0	0	0	0	5	0	0	




2/5/2006 COLORADO DEPARTMENT OF EDUCATION PAGE : 1
 2003-2004 STATE DROPOUT COUNTS BY DISTRICT

	AMERICAN INDIAN OR ALASKAN NATIVE	AMERICAN INDIAN OR ALASKAN NATIVE	AMERICAN INDIAN OR ALASKAN NATIVE	ASIAN PACIFIC ISLANDER	ASIAN PACIFIC ISLANDER	ASIAN PACIFIC ISLANDER	BLACK NOT OF HISPANIC ORIGIN	BLACK NOT OF HISPANIC ORIGIN	BLACK NOT OF HISPANIC ORIGIN	WHITE NOT OF HISPANIC ORIGIN	WHITE NOT OF HISPANIC ORIGIN	WHITE NOT OF HISPANIC ORIGIN	HISPANIC PUPIL COUNT	HISPANIC DROPOUTS	HISPANIC DROPOUT RATE	TOTALS PUPIL COUNT	TOTALS DROPOUTS	TOTALS DROPOUT RATE
12TH GRADE FEMALE	0	0	0	0	0	0	0	0	0	4	0	0	0	0	0	4	0	0
12TH GRADE TOTAL	0	0	0	0	0	0	0	0	0	9	0	0	0	0	0	9	0	0
DISTRICT TOTAL MALE	0	0	0	2	0	0	0	0	0	37	0	0	2	0	0	41	0	0
DISTRICT TOTAL FEMALE	0	0	0	1	0	0	0	0	0	25	0	0	3	0	0	29	0	0
DISTRICT TOTAL	0	0	0	3	0	0	0	0	0	62	0	0	5	0	0	70	0	0
DISTRICT TOTALS (ALTERNATIVE SCHOOLS ONLY)																		
DISTRICT TOTAL MALE	0	0	0	0	0	0	0	0	0	0	0	0	0	0	0	0	0	0
DISTRICT TOTAL FEMALE	0	0	0	0	0	0	0	0	0	0	0	0	0	0	0	0	0	0
DISTRICT TOTAL	0	0	0	0	0	0	0	0	0	0	0	0	0	0	0	0	0	0
DISTRICT:	0520	CHEYENNE COUNTY RE-5																
DISTRICT TOTALS (INCLUDING ALTERNATIVE SCHOOLS)																		
7TH GRADE MALE	0	0	0	1	0	0	0	0	0	6	0	0	2	0	0	9	0	0
7TH GRADE FEMALE	0	0	0	0	0	0	0	0	0	12	0	0	5	0	0	17	0	0
7TH GRADE TOTAL	0	0	0	1	0	0	0	0	0	18	0	0	7	0	0	26	0	0
8TH GRADE MALE	0	0	0	0	0	0	0	0	0	13	0	0	2	0	0	15	0	0
8TH GRADE FEMALE	0	0	0	0	0	0	0	0	0	9	0	0	0	0	0	9	0	0
8TH GRADE TOTAL	0	0	0	0	0	0	0	0	0	22	0	0	2	0	0	24	0	0
9TH GRADE MALE	0	0	0	0	0	0	0	0	0	11	0	0	0	0	0	11	0	0
9TH GRADE FEMALE	0	0	0	0	0	0	0	0	0	14	0	0	0	0	0	14	0	0
9TH GRADE TOTAL	0	0	0	0	0	0	0	0	0	25	0	0	0	0	0	25	0	0
10TH GRADE MALE	0	0	0	0	0	0	0	0	0	11	1	9.1	1	0	0	12	1	8.3
10TH GRADE FEMALE	0	0	0	0	0	0	0	0	0	10	0	0	0	0	0	10	0	0
10TH GRADE TOTAL	0	0	0	0	0	0	0	0	0	21	1	4.8	1	0	0	22	1	4.5
11TH GRADE MALE	0	0	0	0	0	0	0	0	0	13	0	0	1	0	0	14	0	0
11TH GRADE FEMALE	0	0	0	0	0	0	0	0	0	9	0	0	2	0	0	11	0	0
11TH GRADE TOTAL	0	0	0	0	0	0	0	0	0	22	0	0	3	0	0	25	0	0
12TH GRADE MALE	0	0	0	0	0	0	0	0	0	14	0	0	0	0	0	14	0	0
12TH GRADE FEMALE	0	0	0	1	0	0	0	0	0	15	0	0	0	0	0	16	0	0
12TH GRADE TOTAL	0	0	0	1	0	0	0	0	0	29	0	0	0	0	0	30	0	0
DISTRICT TOTAL MALE	0	0	0	1	0	0	0	0	0	68	1	1.5	6	0	0	75	1	1.3
DISTRICT TOTAL FEMALE	0	0	0	1	0	0	0	0	0	69	0	0	7	0	0	77	0	0
DISTRICT TOTAL	0	0	0	2	0	0	0	0	0	137	1	0.7	13	0	0	152	1	0.7
DISTRICT TOTALS (EXCLUDING ALTERNATIVE SCHOOLS)																		
7TH GRADE MALE	0	0	0	1	0	0	0	0	0	6	0	0	2	0	0	9	0	0
7TH GRADE FEMALE	0	0	0	0	0	0	0	0	0	12	0	0	5	0	0	17	0	0
7TH GRADE TOTAL	0	0	0	1	0	0	0	0	0	18	0	0	7	0	0	26	0	0
8TH GRADE MALE	0	0	0	0	0	0	0	0	0	13	0	0	2	0	0	15	0	0
8TH GRADE FEMALE	0	0	0	0	0	0	0	0	0	9	0	0	0	0	0	9	0	0
8TH GRADE TOTAL	0	0	0	0	0	0	0	0	0	22	0	0	2	0	0	24	0	0
9TH GRADE MALE	0	0	0	0	0	0	0	0	0	11	0	0	0	0	0	11	0	0
9TH GRADE FEMALE	0	0	0	0	0	0	0	0	0	14	0	0	0	0	0	14	0	0
9TH GRADE TOTAL	0	0	0	0	0	0	0	0	0	25	0	0	0	0	0	25	0	0
10TH GRADE MALE	0	0	0	0	0	0	0	0	0	11	1	9.1	1	0	0	12	1	8.3
10TH GRADE FEMALE	0	0	0	0	0	0	0	0	0	10	0	0	0	0	0	10	0	0
10TH GRADE TOTAL	0	0	0	0	0	0	0	0	0	21	1	4.8	1	0	0	22	1	4.5
11TH GRADE MALE	0	0	0	0	0	0	0	0	0	13	0	0	1	0	0	14	0	0
11TH GRADE FEMALE	0	0	0	0	0	0	0	0	0	9	0	0	2	0	0	11	0	0
11TH GRADE TOTAL	0	0	0	0	0	0	0	0	0	22	0	0	3	0	0	25	0	0
12TH GRADE MALE	0	0	0	0	0	0	0	0	0	14	0	0	0	0	0	14	0	0




2/5/2006 COLORADO DEPARTMENT OF EDUCATION PAGE : 1
 2003-2004 STATE DROPOUT COUNTS BY DISTRICT

	AMERICAN INDIAN OR ALASKAN NATIVE	AMERICAN INDIAN OR ALASKAN NATIVE	AMERICAN INDIAN OR ALASKAN NATIVE	ASIAN PACIFIC ISLANDER	ASIAN PACIFIC ISLANDER	ASIAN PACIFIC ISLANDER	BLACK NOT OF HISPANIC ORIGIN	BLACK NOT OF HISPANIC ORIGIN	BLACK NOT OF HISPANIC ORIGIN	WHITE NOT OF HISPANIC ORIGIN	WHITE NOT OF HISPANIC ORIGIN	WHITE NOT OF HISPANIC ORIGIN	HISPANIC PUPIL COUNT	HISPANIC DROPOUTS	HISPANIC DROPOUT RATE	TOTALS PUPIL COUNT	TOTALS DROPOUTS	TOTALS DROPOUT RATE		
12TH GRADE FEMALE	0	0	0	1	0	0	0	0	0	15	0	0	0	0	0	16	0	0		
12TH GRADE TOTAL	0	0	0	1	0	0	0	0	0	29	0	0	0	0	0	30	0	0		
DISTRICT TOTAL MALE	0	0	0	1	0	0	0	0	0	68	1	1.5	6	0	0	75	1	1.3		
DISTRICT TOTAL FEMALE	0	0	0	1	0	0	0	0	0	69	0	0	7	0	0	77	0	0		
DISTRICT TOTAL	0	0	0	2	0	0	0	0	0	137	1	0.7	13	0	0	152	1	0.7		
DISTRICT TOTALS (ALTERNATIVE SCHOOLS ONLY)																				
DISTRICT TOTAL MALE	0	0	0	0	0	0	0	0	0	0	0	0	0	0	0	0	0	0		
DISTRICT TOTAL FEMALE	0	0	0	0	0	0	0	0	0	0	0	0	0	0	0	0	0	0		
DISTRICT TOTAL	0	0	0	0	0	0	0	0	0	0	0	0	0	0	0	0	0	0		
COUNTY :	10	CLEAR	CREEK																	
DISTRICT:	0540	CLEAR CREEK RE-1																		
DISTRICT TOTALS (INCLUDING ALTERNATIVE SCHOOLS)																				
7TH GRADE MALE	0	0	0	1	0	0	0	0	0	44	0	0	0	0	0	45	0	0		
7TH GRADE FEMALE	0	0	0	0	0	0	0	0	0	42	0	0	1	0	0	43	0	0		
7TH GRADE TOTAL	0	0	0	1	0	0	0	0	0	86	0	0	1	0	0	88	0	0		
8TH GRADE MALE	0	0	0	0	0	0	0	0	0	56	1	1.8	1	0	0	57	1	1.8		
8TH GRADE FEMALE	3	0	0	0	0	0	2	0	0	56	0	0	4	0	0	65	0	0		
8TH GRADE TOTAL	3	0	0	0	0	0	2	0	0	112	1	0.9	5	0	0	122	1	0.8		
9TH GRADE MALE	1	0	0	0	0	0	0	0	0	56	3	5.4	2	0	0	59	3	5.1		
9TH GRADE FEMALE	1	0	0	0	0	0	0	0	0	47	2	4.3	1	0	0	49	2	4.1		
9TH GRADE TOTAL	2	0	0	0	0	0	0	0	0	103	5	4.9	3	0	0	108	5	4.6		
10TH GRADE MALE	0	0	0	2	0	0	0	0	0	45	0	0	2	0	0	49	0	0		
10TH GRADE FEMALE	0	0	0	1	0	0	1	0	0	41	4	9.8	4	1	25	47	5	10.6		
10TH GRADE TOTAL	0	0	0	3	0	0	1	0	0	86	4	4.7	6	1	16.7	96	5	5.2		
11TH GRADE MALE	1	0	0	0	0	0	1	0	0	47	1	2.1	3	1	33.3	52	2	3.8		
11TH GRADE FEMALE	0	0	0	0	0	0	0	0	0	34	2	5.9	2	1	50	36	3	8.3		
11TH GRADE TOTAL	1	0	0	0	0	0	1	0	0	81	3	3.7	5	2	40	88	5	5.7		
12TH GRADE MALE	0	0	0	3	0	0	0	0	0	30	0	0	2	0	0	35	0	0		
12TH GRADE FEMALE	0	0	0	0	0	0	0	0	0	47	1	2.1	2	0	0	49	1	2		
12TH GRADE TOTAL	0	0	0	3	0	0	0	0	0	77	1	1.3	4	0	0	84	1	1.2		
DISTRICT TOTAL MALE	2	0	0	6	0	0	1	0	0	278	5	1.8	10	1	10	297	6	2		
DISTRICT TOTAL FEMALE	4	0	0	1	0	0	3	0	0	267	9	3.4	14	2	14.3	289	11	3.8		
DISTRICT TOTAL	6	0	0	7	0	0	4	0	0	545	14	2.6	24	3	12.5	586	17	2.9		
DISTRICT TOTALS (EXCLUDING ALTERNATIVE SCHOOLS)																				
7TH GRADE MALE	0	0	0	1	0	0	0	0	0	44	0	0	0	0	0	45	0	0		
7TH GRADE FEMALE	0	0	0	0	0	0	0	0	0	42	0	0	1	0	0	43	0	0		
7TH GRADE TOTAL	0	0	0	1	0	0	0	0	0	86	0	0	1	0	0	88	0	0		
8TH GRADE MALE	0	0	0	0	0	0	0	0	0	56	1	1.8	1	0	0	57	1	1.8		
8TH GRADE FEMALE	3	0	0	0	0	0	2	0	0	56	0	0	4	0	0	65	0	0		
8TH GRADE TOTAL	3	0	0	0	0	0	2	0	0	112	1	0.9	5	0	0	122	1	0.8		
9TH GRADE MALE	1	0	0	0	0	0	0	0	0	56	3	5.4	2	0	0	59	3	5.1		
9TH GRADE FEMALE	1	0	0	0	0	0	0	0	0	47	2	4.3	1	0	0	49	2	4.1		
9TH GRADE TOTAL	2	0	0	0	0	0	0	0	0	103	5	4.9	3	0	0	108	5	4.6		
10TH GRADE MALE	0	0	0	2	0	0	0	0	0	45	0	0	2	0	0	49	0	0		
10TH GRADE FEMALE	0	0	0	1	0	0	1	0	0	41	4	9.8	4	1	25	47	5	10.6		
10TH GRADE TOTAL	0	0	0	3	0	0	1	0	0	86	4	4.7	6	1	16.7	96	5	5.2		
11TH GRADE MALE	1	0	0	0	0	0	1	0	0	47	1	2.1	3	1	33.3	52	2	3.8		
11TH GRADE FEMALE	0	0	0	0	0	0	0	0	0	34	2	5.9	2	1	50	36	3	8.3		
11TH GRADE TOTAL	1	0	0	0	0	0	1	0	0	81	3	3.7	5	2	40	88	5	5.7		




2/5/2006 COLORADO DEPARTMENT OF EDUCATION PAGE : 1
 2003-2004 STATE DROPOUT COUNTS BY DISTRICT

	AMERICAN INDIAN OR ALASKAN NATIVE	AMERICAN INDIAN OR ALASKAN NATIVE	AMERICAN INDIAN OR ALASKAN NATIVE	ASIAN PACIFIC ISLANDER	ASIAN PACIFIC ISLANDER	ASIAN PACIFIC ISLANDER	BLACK NOT OF HISPANIC ORIGIN	BLACK NOT OF HISPANIC ORIGIN	BLACK NOT OF HISPANIC ORIGIN	WHITE NOT OF HISPANIC ORIGIN	WHITE NOT OF HISPANIC ORIGIN	WHITE NOT OF HISPANIC ORIGIN	HISPANIC PUPIL COUNT	HISPANIC DROPOUTS	HISPANIC DROPOUT RATE	TOTALS PUPIL COUNT	TOTALS DROPOUTS	TOTALS DROPOUT RATE	
12TH GRADE MALE	0	0	0	3	0	0	0	0	0	30	0	0	2	0	0	35	0	0	
12TH GRADE FEMALE	0	0	0	0	0	0	0	0	0	47	1	2.1	2	0	0	49	1	2	
12TH GRADE TOTAL	0	0	0	3	0	0	0	0	0	77	1	1.3	4	0	0	84	1	1.2	
DISTRICT TOTAL MALE	2	0	0	6	0	0	1	0	0	278	5	1.8	10	1	10	297	6	2	
DISTRICT TOTAL FEMALE	4	0	0	1	0	0	3	0	0	267	9	3.4	14	2	14.3	289	11	3.8	
DISTRICT TOTAL	6	0	0	7	0	0	4	0	0	545	14	2.6	24	3	12.5	586	17	2.9	
DISTRICT TOTALS (ALTERNATIVE SCHOOLS ONLY)																			
DISTRICT TOTAL MALE	0	0	0	0	0	0	0	0	0	0	0	0	0	0	0	0	0	0	
DISTRICT TOTAL FEMALE	0	0	0	0	0	0	0	0	0	0	0	0	0	0	0	0	0	0	
DISTRICT TOTAL	0	0	0	0	0	0	0	0	0	0	0	0	0	0	0	0	0	0	
COUNTY :	11 CONEJOS																		
DISTRICT:	0550 NORTH CONEJOS RE-1J																		
DISTRICT TOTALS (INCLUDING ALTERNATIVE SCHOOLS)																			
7TH GRADE MALE	0	0	0	0	0	0	1	0	0	14	0	0	34	0	0	49	0	0	
7TH GRADE FEMALE	0	0	0	0	0	0	0	0	0	19	0	0	40	0	0	59	0	0	
7TH GRADE TOTAL	0	0	0	0	0	0	1	0	0	33	0	0	74	0	0	108	0	0	
8TH GRADE MALE	0	0	0	0	0	0	1	0	0	25	0	0	24	0	0	50	0	0	
8TH GRADE FEMALE	0	0	0	0	0	0	0	0	0	27	0	0	32	0	0	59	0	0	
8TH GRADE TOTAL	0	0	0	0	0	0	1	0	0	52	0	0	56	0	0	109	0	0	
9TH GRADE MALE	0	0	0	0	0	0	0	0	0	20	0	0	42	2	4.8	62	2	3.2	
9TH GRADE FEMALE	1	0	0	0	0	0	0	0	0	29	0	0	25	0	0	55	0	0	
9TH GRADE TOTAL	1	0	0	0	0	0	0	0	0	49	0	0	67	2	3	117	2	1.7	
10TH GRADE MALE	0	0	0	0	0	0	0	0	0	23	0	0	44	1	2.3	67	1	1.5	
10TH GRADE FEMALE	0	0	0	0	0	0	0	0	0	27	1	3.7	36	2	5.6	63	3	4.8	
10TH GRADE TOTAL	0	0	0	0	0	0	0	0	0	50	1	2	80	3	3.8	130	4	3.1	
11TH GRADE MALE	0	0	0	0	0	0	0	0	0	23	0	0	21	0	0	44	0	0	
11TH GRADE FEMALE	0	0	0	0	0	0	0	0	0	36	1	2.8	26	0	0	62	1	1.6	
11TH GRADE TOTAL	0	0	0	0	0	0	0	0	0	59	1	1.7	47	0	0	106	1	0.9	
12TH GRADE MALE	0	0	0	0	0	0	3	0	0	28	1	3.6	42	2	4.8	73	3	4.1	
12TH GRADE FEMALE	0	0	0	0	0	0	0	0	0	24	0	0	24	0	0	48	0	0	
12TH GRADE TOTAL	0	0	0	0	0	0	3	0	0	52	1	1.9	66	2	3	121	3	2.5	
DISTRICT TOTAL MALE	0	0	0	0	0	0	5	0	0	133	1	0.8	207	5	2.4	345	6	1.7	
DISTRICT TOTAL FEMALE	1	0	0	0	0	0	0	0	0	162	2	1.2	183	2	1.1	346	4	1.2	
DISTRICT TOTAL	1	0	0	0	0	0	5	0	0	295	3	1	390	7	1.8	691	10	1.4	
DISTRICT TOTALS (EXCLUDING ALTERNATIVE SCHOOLS)																			
7TH GRADE MALE	0	0	0	0	0	0	1	0	0	14	0	0	32	0	0	47	0	0	
7TH GRADE FEMALE	0	0	0	0	0	0	0	0	0	19	0	0	38	0	0	57	0	0	
7TH GRADE TOTAL	0	0	0	0	0	0	1	0	0	33	0	0	70	0	0	104	0	0	
8TH GRADE MALE	0	0	0	0	0	0	1	0	0	24	0	0	21	0	0	46	0	0	
8TH GRADE FEMALE	0	0	0	0	0	0	0	0	0	25	0	0	29	0	0	54	0	0	
8TH GRADE TOTAL	0	0	0	0	0	0	1	0	0	49	0	0	50	0	0	100	0	0	
9TH GRADE MALE	0	0	0	0	0	0	0	0	0	19	0	0	33	0	0	52	0	0	
9TH GRADE FEMALE	1	0	0	0	0	0	0	0	0	29	0	0	20	0	0	50	0	0	
9TH GRADE TOTAL	1	0	0	0	0	0	0	0	0	48	0	0	53	0	0	102	0	0	
10TH GRADE MALE	0	0	0	0	0	0	0	0	0	22	0	0	30	1	3.3	52	1	1.9	
10TH GRADE FEMALE	0	0	0	0	0	0	0	0	0	26	0	0	27	1	3.7	53	1	1.9	
10TH GRADE TOTAL	0	0	0	0	0	0	0	0	0	48	0	0	57	2	3.5	105	2	1.9	
11TH GRADE MALE	0	0	0	0	0	0	0	0	0	18	0	0	17	0	0	35	0	0	
11TH GRADE FEMALE	0	0	0	0	0	0	0	0	0	34	1	2.9	17	0	0	51	1	2	




2/5/2006 COLORADO DEPARTMENT OF EDUCATION PAGE : 1
 2003-2004 STATE DROPOUT COUNTS BY DISTRICT

	AMERICAN INDIAN OR ALASKAN NATIVE	AMERICAN INDIAN OR ALASKAN NATIVE	AMERICAN INDIAN OR ALASKAN NATIVE	ASIAN PACIFIC ISLANDER	ASIAN PACIFIC ISLANDER	ASIAN PACIFIC ISLANDER	BLACK NOT OF HISPANIC ORIGIN	BLACK NOT OF HISPANIC ORIGIN	BLACK NOT OF HISPANIC ORIGIN	WHITE NOT OF HISPANIC ORIGIN	WHITE NOT OF HISPANIC ORIGIN	WHITE NOT OF HISPANIC ORIGIN	HISPANIC PUPIL COUNT	HISPANIC DROPOUTS	HISPANIC DROPOUT RATE	TOTALS PUPIL COUNT	TOTALS DROPOUTS	TOTALS DROPOUT RATE
11TH GRADE TOTAL	0	0	0	0	0	0	0	0	0	52	1	1.9	34	0	0	86	1	1.2
12TH GRADE MALE	0	0	0	0	0	0	3	0	0	23	0	0	25	1	4	51	1	2
12TH GRADE FEMALE	0	0	0	0	0	0	0	0	0	19	0	0	10	0	0	29	0	0
12TH GRADE TOTAL	0	0	0	0	0	0	3	0	0	42	0	0	35	1	2.9	80	1	1.3
DISTRICT TOTAL MALE	0	0	0	0	0	0	5	0	0	120	0	0	158	2	1.3	283	2	0.7
DISTRICT TOTAL FEMALE	1	0	0	0	0	0	0	0	0	152	1	0.7	141	1	0.7	294	2	0.7
DISTRICT TOTAL	1	0	0	0	0	0	5	0	0	272	1	0.4	299	3	1	577	4	0.7
DISTRICT TOTALS (ALTERNATIVE SCHOOLS ONLY)																		
7TH GRADE MALE	0	0	0	0	0	0	0	0	0	0	0	0	2	0	0	2	0	0
7TH GRADE FEMALE	0	0	0	0	0	0	0	0	0	0	0	0	2	0	0	2	0	0
7TH GRADE TOTAL	0	0	0	0	0	0	0	0	0	0	0	0	4	0	0	4	0	0
8TH GRADE MALE	0	0	0	0	0	0	0	0	0	1	0	0	3	0	0	4	0	0
8TH GRADE FEMALE	0	0	0	0	0	0	0	0	0	2	0	0	3	0	0	5	0	0
8TH GRADE TOTAL	0	0	0	0	0	0	0	0	0	3	0	0	6	0	0	9	0	0
9TH GRADE MALE	0	0	0	0	0	0	0	0	0	1	0	0	9	2	22.2	10	2	20
9TH GRADE FEMALE	0	0	0	0	0	0	0	0	0	0	0	0	5	0	0	5	0	0
9TH GRADE TOTAL	0	0	0	0	0	0	0	0	0	1	0	0	14	2	14.3	15	2	13.3
10TH GRADE MALE	0	0	0	0	0	0	0	0	0	1	0	0	14	0	0	15	0	0
10TH GRADE FEMALE	0	0	0	0	0	0	0	0	0	1	1	100	9	1	11.1	10	2	20
10TH GRADE TOTAL	0	0	0	0	0	0	0	0	0	2	1	50	23	1	4.3	25	2	8
11TH GRADE MALE	0	0	0	0	0	0	0	0	0	5	0	0	4	0	0	9	0	0
11TH GRADE FEMALE	0	0	0	0	0	0	0	0	0	2	0	0	9	0	0	11	0	0
11TH GRADE TOTAL	0	0	0	0	0	0	0	0	0	7	0	0	13	0	0	20	0	0
12TH GRADE MALE	0	0	0	0	0	0	0	0	0	5	1	20	17	1	5.9	22	2	9.1
12TH GRADE FEMALE	0	0	0	0	0	0	0	0	0	5	0	0	14	0	0	19	0	0
12TH GRADE TOTAL	0	0	0	0	0	0	0	0	0	10	1	10	31	1	3.2	41	2	4.9
DISTRICT TOTAL MALE	0	0	0	0	0	0	0	0	0	13	1	7.7	49	3	6.1	62	4	6.5
DISTRICT TOTAL FEMALE	0	0	0	0	0	0	0	0	0	10	1	10	42	1	2.4	52	2	3.8
DISTRICT TOTAL	0	0	0	0	0	0	0	0	0	23	2	8.7	91	4	4.4	114	6	5.3
DISTRICT: 0560 SANFORD 6J																		
DISTRICT TOTALS (INCLUDING ALTERNATIVE SCHOOLS)																		
7TH GRADE MALE	0	0	0	0	0	0	0	0	0	10	0	0	5	0	0	15	0	0
7TH GRADE FEMALE	0	0	0	0	0	0	0	0	0	10	0	0	7	0	0	17	0	0
7TH GRADE TOTAL	0	0	0	0	0	0	0	0	0	20	0	0	12	0	0	32	0	0
8TH GRADE MALE	0	0	0	0	0	0	0	0	0	8	0	0	8	1	12.5	16	1	6.3
8TH GRADE FEMALE	0	0	0	0	0	0	0	0	0	6	0	0	5	0	0	11	0	0
8TH GRADE TOTAL	0	0	0	0	0	0	0	0	0	14	0	0	13	1	7.7	27	1	3.7
9TH GRADE MALE	0	0	0	0	0	0	0	0	0	13	0	0	6	0	0	19	0	0
9TH GRADE FEMALE	0	0	0	0	0	0	0	0	0	8	0	0	6	0	0	14	0	0
9TH GRADE TOTAL	0	0	0	0	0	0	0	0	0	21	0	0	12	0	0	33	0	0
10TH GRADE MALE	0	0	0	0	0	0	0	0	0	14	0	0	11	0	0	25	0	0
10TH GRADE FEMALE	0	0	0	0	0	0	0	0	0	9	0	0	11	0	0	20	0	0
10TH GRADE TOTAL	0	0	0	0	0	0	0	0	0	23	0	0	22	0	0	45	0	0
11TH GRADE MALE	0	0	0	0	0	0	0	0	0	7	0	0	5	0	0	12	0	0
11TH GRADE FEMALE	0	0	0	0	0	0	0	0	0	11	0	0	4	0	0	15	0	0
11TH GRADE TOTAL	0	0	0	0	0	0	0	0	0	18	0	0	9	0	0	27	0	0
12TH GRADE MALE	0	0	0	0	0	0	0	0	0	13	0	0	5	0	0	18	0	0
12TH GRADE FEMALE	0	0	0	0	0	0	0	0	0	10	0	0	2	0	0	12	0	0
12TH GRADE TOTAL	0	0	0	0	0	0	0	0	0	23	0	0	7	0	0	30	0	0




2/5/2006 COLORADO DEPARTMENT OF EDUCATION PAGE : 1
 2003-2004 STATE DROPOUT COUNTS BY DISTRICT

	AMERICAN INDIAN OR ALASKAN NATIVE	AMERICAN INDIAN OR ALASKAN NATIVE	AMERICAN INDIAN OR ALASKAN NATIVE	ASIAN PACIFIC ISLANDER	ASIAN PACIFIC ISLANDER	ASIAN PACIFIC ISLANDER	BLACK NOT OF HISPANIC ORIGIN	BLACK NOT OF HISPANIC ORIGIN	BLACK NOT OF HISPANIC ORIGIN	WHITE NOT OF HISPANIC ORIGIN	WHITE NOT OF HISPANIC ORIGIN	WHITE NOT OF HISPANIC ORIGIN	HISPANIC PUPIL COUNT	HISPANIC DROPOUTS	HISPANIC DROPOUT RATE	TOTALS PUPIL COUNT	TOTALS DROPOUTS	TOTALS DROPOUT RATE	
DISTRICT TOTAL MALE	0	0	0	0	0	0	0	0	0	65	0	0	40	1	2.5	105	1	1	
DISTRICT TOTAL FEMALE	0	0	0	0	0	0	0	0	0	54	0	0	35	0	0	89	0	0	
DISTRICT TOTAL	0	0	0	0	0	0	0	0	0	119	0	0	75	1	1.3	194	1	0.5	
DISTRICT TOTALS (EXCLUDING ALTERNATIVE SCHOOLS)																			
7TH GRADE MALE	0	0	0	0	0	0	0	0	0	10	0	0	5	0	0	15	0	0	
7TH GRADE FEMALE	0	0	0	0	0	0	0	0	0	10	0	0	7	0	0	17	0	0	
7TH GRADE TOTAL	0	0	0	0	0	0	0	0	0	20	0	0	12	0	0	32	0	0	
8TH GRADE MALE	0	0	0	0	0	0	0	0	0	8	0	0	8	1	12.5	16	1	6.3	
8TH GRADE FEMALE	0	0	0	0	0	0	0	0	0	6	0	0	5	0	0	11	0	0	
8TH GRADE TOTAL	0	0	0	0	0	0	0	0	0	14	0	0	13	1	7.7	27	1	3.7	
9TH GRADE MALE	0	0	0	0	0	0	0	0	0	13	0	0	6	0	0	19	0	0	
9TH GRADE FEMALE	0	0	0	0	0	0	0	0	0	8	0	0	6	0	0	14	0	0	
9TH GRADE TOTAL	0	0	0	0	0	0	0	0	0	21	0	0	12	0	0	33	0	0	
10TH GRADE MALE	0	0	0	0	0	0	0	0	0	14	0	0	11	0	0	25	0	0	
10TH GRADE FEMALE	0	0	0	0	0	0	0	0	0	9	0	0	11	0	0	20	0	0	
10TH GRADE TOTAL	0	0	0	0	0	0	0	0	0	23	0	0	22	0	0	45	0	0	
11TH GRADE MALE	0	0	0	0	0	0	0	0	0	7	0	0	5	0	0	12	0	0	
11TH GRADE FEMALE	0	0	0	0	0	0	0	0	0	11	0	0	4	0	0	15	0	0	
11TH GRADE TOTAL	0	0	0	0	0	0	0	0	0	18	0	0	9	0	0	27	0	0	
12TH GRADE MALE	0	0	0	0	0	0	0	0	0	13	0	0	5	0	0	18	0	0	
12TH GRADE FEMALE	0	0	0	0	0	0	0	0	0	10	0	0	2	0	0	12	0	0	
12TH GRADE TOTAL	0	0	0	0	0	0	0	0	0	23	0	0	7	0	0	30	0	0	
DISTRICT TOTAL MALE	0	0	0	0	0	0	0	0	0	65	0	0	40	1	2.5	105	1	1	
DISTRICT TOTAL FEMALE	0	0	0	0	0	0	0	0	0	54	0	0	35	0	0	89	0	0	
DISTRICT TOTAL	0	0	0	0	0	0	0	0	0	119	0	0	75	1	1.3	194	1	0.5	
DISTRICT TOTALS (ALTERNATIVE SCHOOLS ONLY)																			
DISTRICT TOTAL MALE	0	0	0	0	0	0	0	0	0	0	0	0	0	0	0	0	0	0	
DISTRICT TOTAL FEMALE	0	0	0	0	0	0	0	0	0	0	0	0	0	0	0	0	0	0	
DISTRICT TOTAL	0	0	0	0	0	0	0	0	0	0	0	0	0	0	0	0	0	0	
DISTRICT: 0580 SOUTH CONEJOS RE-10																			
DISTRICT TOTALS (INCLUDING ALTERNATIVE SCHOOLS)																			
7TH GRADE MALE	0	0	0	0	0	0	1	0	0	0	0	0	7	0	0	8	0	0	
7TH GRADE FEMALE	0	0	0	0	0	0	0	0	0	0	0	0	8	0	0	8	0	0	
7TH GRADE TOTAL	0	0	0	0	0	0	1	0	0	0	0	0	15	0	0	16	0	0	
8TH GRADE MALE	0	0	0	0	0	0	0	0	0	0	0	0	21	0	0	21	0	0	
8TH GRADE FEMALE	0	0	0	0	0	0	0	0	0	1	0	0	11	0	0	12	0	0	
8TH GRADE TOTAL	0	0	0	0	0	0	0	0	0	1	0	0	32	0	0	33	0	0	
9TH GRADE MALE	0	0	0	0	0	0	0	0	0	1	0	0	25	1	4	26	1	3.8	
9TH GRADE FEMALE	0	0	0	0	0	0	1	0	0	3	0	0	16	0	0	20	0	0	
9TH GRADE TOTAL	0	0	0	0	0	0	1	0	0	4	0	0	41	1	2.4	46	1	2.2	
10TH GRADE MALE	0	0	0	0	0	0	0	0	0	0	0	0	12	0	0	12	0	0	
10TH GRADE FEMALE	0	0	0	0	0	0	1	0	0	0	0	0	17	0	0	18	0	0	
10TH GRADE TOTAL	0	0	0	0	0	0	1	0	0	0	0	0	29	0	0	30	0	0	
11TH GRADE MALE	0	0	0	0	0	0	0	0	0	0	0	0	11	0	0	11	0	0	
11TH GRADE FEMALE	0	0	0	0	0	0	0	0	0	2	0	0	12	2	16.7	14	2	14.3	
11TH GRADE TOTAL	0	0	0	0	0	0	0	0	0	2	0	0	23	2	8.7	25	2	8	
12TH GRADE MALE	0	0	0	0	0	0	0	0	0	1	0	0	14	1	7.1	15	1	6.7	
12TH GRADE FEMALE	0	0	0	0	0	0	0	0	0	0	0	0	17	0	0	17	0	0	
12TH GRADE TOTAL	0	0	0	0	0	0	0	0	0	1	0	0	31	1	3.2	32	1	3.1	




2/5/2006 COLORADO DEPARTMENT OF EDUCATION PAGE : 1
 2003-2004 STATE DROPOUT COUNTS BY DISTRICT

	AMERICAN INDIAN OR ALASKAN NATIVE	AMERICAN INDIAN OR ALASKAN NATIVE	AMERICAN INDIAN OR ALASKAN NATIVE	ASIAN PACIFIC ISLANDER	ASIAN PACIFIC ISLANDER	ASIAN PACIFIC ISLANDER	BLACK NOT OF HISPANIC ORIGIN	BLACK NOT OF HISPANIC ORIGIN	BLACK NOT OF HISPANIC ORIGIN	WHITE NOT OF HISPANIC ORIGIN	WHITE NOT OF HISPANIC ORIGIN	WHITE NOT OF HISPANIC ORIGIN	HISPANIC PUPIL COUNT	HISPANIC DROPOUTS	HISPANIC DROPOUT RATE	TOTALS PUPIL COUNT	TOTALS DROPOUTS	TOTALS DROPOUT RATE	
DISTRICT TOTAL MALE	0	0	0	0	0	0	1	0	0	2	0	0	90	2	2.2	93	2	2.2	
DISTRICT TOTAL FEMALE	0	0	0	0	0	0	2	0	0	6	0	0	81	2	2.5	89	2	2.2	
DISTRICT TOTAL	0	0	0	0	0	0	3	0	0	8	0	0	171	4	2.3	182	4	2.2	
DISTRICT TOTALS (EXCLUDING ALTERNATIVE SCHOOLS)																			
7TH GRADE MALE	0	0	0	0	0	0	1	0	0	0	0	0	7	0	0	8	0	0	
7TH GRADE FEMALE	0	0	0	0	0	0	0	0	0	0	0	0	8	0	0	8	0	0	
7TH GRADE TOTAL	0	0	0	0	0	0	1	0	0	0	0	0	15	0	0	16	0	0	
8TH GRADE MALE	0	0	0	0	0	0	0	0	0	0	0	0	21	0	0	21	0	0	
8TH GRADE FEMALE	0	0	0	0	0	0	0	0	0	1	0	0	11	0	0	12	0	0	
8TH GRADE TOTAL	0	0	0	0	0	0	0	0	0	1	0	0	32	0	0	33	0	0	
9TH GRADE MALE	0	0	0	0	0	0	0	0	0	1	0	0	25	1	4	26	1	3.8	
9TH GRADE FEMALE	0	0	0	0	0	0	1	0	0	3	0	0	16	0	0	20	0	0	
9TH GRADE TOTAL	0	0	0	0	0	0	1	0	0	4	0	0	41	1	2.4	46	1	2.2	
10TH GRADE MALE	0	0	0	0	0	0	0	0	0	0	0	0	12	0	0	12	0	0	
10TH GRADE FEMALE	0	0	0	0	0	0	1	0	0	0	0	0	17	0	0	18	0	0	
10TH GRADE TOTAL	0	0	0	0	0	0	1	0	0	0	0	0	29	0	0	30	0	0	
11TH GRADE MALE	0	0	0	0	0	0	0	0	0	0	0	0	11	0	0	11	0	0	
11TH GRADE FEMALE	0	0	0	0	0	0	0	0	0	2	0	0	12	2	16.7	14	2	14.3	
11TH GRADE TOTAL	0	0	0	0	0	0	0	0	0	2	0	0	23	2	8.7	25	2	8	
12TH GRADE MALE	0	0	0	0	0	0	0	0	0	1	0	0	14	1	7.1	15	1	6.7	
12TH GRADE FEMALE	0	0	0	0	0	0	0	0	0	0	0	0	17	0	0	17	0	0	
12TH GRADE TOTAL	0	0	0	0	0	0	0	0	0	1	0	0	31	1	3.2	32	1	3.1	
DISTRICT TOTAL MALE	0	0	0	0	0	0	1	0	0	2	0	0	90	2	2.2	93	2	2.2	
DISTRICT TOTAL FEMALE	0	0	0	0	0	0	2	0	0	6	0	0	81	2	2.5	89	2	2.2	
DISTRICT TOTAL	0	0	0	0	0	0	3	0	0	8	0	0	171	4	2.3	182	4	2.2	
DISTRICT TOTALS (ALTERNATIVE SCHOOLS ONLY)																			
DISTRICT TOTAL MALE	0	0	0	0	0	0	0	0	0	0	0	0	0	0	0	0	0	0	
DISTRICT TOTAL FEMALE	0	0	0	0	0	0	0	0	0	0	0	0	0	0	0	0	0	0	
DISTRICT TOTAL	0	0	0	0	0	0	0	0	0	0	0	0	0	0	0	0	0	0	
COUNTY	: 12 COSTILLA																		
DISTRICT:	0640 CENTENNIAL R-1																		
DISTRICT TOTALS (INCLUDING ALTERNATIVE SCHOOLS)																			
7TH GRADE MALE	0	0	0	1	0	0	0	0	0	2	0	0	15	0	0	18	0	0	
7TH GRADE FEMALE	0	0	0	1	0	0	0	0	0	0	0	0	13	0	0	14	0	0	
7TH GRADE TOTAL	0	0	0	2	0	0	0	0	0	2	0	0	28	0	0	32	0	0	
8TH GRADE MALE	1	0	0	0	0	0	0	0	0	3	0	0	10	0	0	14	0	0	
8TH GRADE FEMALE	0	0	0	0	0	0	0	0	0	2	0	0	10	0	0	12	0	0	
8TH GRADE TOTAL	1	0	0	0	0	0	0	0	0	5	0	0	20	0	0	26	0	0	
9TH GRADE MALE	1	0	0	1	0	0	0	0	0	1	0	0	19	3	15.8	22	3	13.6	
9TH GRADE FEMALE	1	0	0	0	0	0	0	0	0	5	1	20	11	0	0	17	1	5.9	
9TH GRADE TOTAL	2	0	0	1	0	0	0	0	0	6	1	16.7	30	3	10	39	4	10.3	
10TH GRADE MALE	0	0	0	0	0	0	0	0	0	2	1	50	16	1	6.3	18	2	11.1	
10TH GRADE FEMALE	0	0	0	0	0	0	0	0	0	1	0	0	14	1	7.1	15	1	6.7	
10TH GRADE TOTAL	0	0	0	0	0	0	0	0	0	3	1	33.3	30	2	6.7	33	3	9.1	
11TH GRADE MALE	2	0	0	0	0	0	0	0	0	0	0	0	9	0	0	11	0	0	
11TH GRADE FEMALE	0	0	0	0	0	0	0	0	0	1	0	0	7	0	0	8	0	0	
11TH GRADE TOTAL	2	0	0	0	0	0	0	0	0	1	0	0	16	0	0	19	0	0	
12TH GRADE MALE	0	0	0	0	0	0	0	0	0	1	0	0	8	0	0	9	0	0	
12TH GRADE FEMALE	0	0	0	0	0	0	0	0	0	1	0	0	11	0	0	12	0	0	




2/5/2006 COLORADO DEPARTMENT OF EDUCATION PAGE : 1
 2003-2004 STATE DROPOUT COUNTS BY DISTRICT

	AMERICAN INDIAN OR ALASKAN NATIVE	AMERICAN INDIAN OR ALASKAN NATIVE	AMERICAN INDIAN OR ALASKAN NATIVE	ASIAN PACIFIC ISLANDER	ASIAN PACIFIC ISLANDER	ASIAN PACIFIC ISLANDER	BLACK NOT OF HISPANIC ORIGIN	BLACK NOT OF HISPANIC ORIGIN	BLACK NOT OF HISPANIC ORIGIN	WHITE NOT OF HISPANIC ORIGIN	WHITE NOT OF HISPANIC ORIGIN	WHITE NOT OF HISPANIC ORIGIN	HISPANIC PUPIL COUNT	HISPANIC DROPOUTS	HISPANIC DROPOUT RATE	TOTALS PUPIL COUNT	TOTALS DROPOUTS	TOTALS DROPOUT RATE	
12TH GRADE TOTAL	0	0	0	0	0	0	0	0	0	2	0	0	19	0	0	21	0	0	
DISTRICT TOTAL MALE	4	0	0	2	0	0	0	0	0	9	1	11.1	77	4	5.2	92	5	5.4	
DISTRICT TOTAL FEMALE	1	0	0	1	0	0	0	0	0	10	1	10	66	1	1.5	78	2	2.6	
DISTRICT TOTAL	5	0	0	3	0	0	0	0	0	19	2	10.5	143	5	3.5	170	7	4.1	
DISTRICT TOTALS (EXCLUDING ALTERNATIVE SCHOOLS)																			
7TH GRADE MALE	0	0	0	1	0	0	0	0	0	2	0	0	15	0	0	18	0	0	
7TH GRADE FEMALE	0	0	0	1	0	0	0	0	0	0	0	0	13	0	0	14	0	0	
7TH GRADE TOTAL	0	0	0	2	0	0	0	0	0	2	0	0	28	0	0	32	0	0	
8TH GRADE MALE	1	0	0	0	0	0	0	0	0	3	0	0	10	0	0	14	0	0	
8TH GRADE FEMALE	0	0	0	0	0	0	0	0	0	2	0	0	10	0	0	12	0	0	
8TH GRADE TOTAL	1	0	0	0	0	0	0	0	0	5	0	0	20	0	0	26	0	0	
9TH GRADE MALE	1	0	0	1	0	0	0	0	0	1	0	0	19	3	15.8	22	3	13.6	
9TH GRADE FEMALE	1	0	0	0	0	0	0	0	0	5	1	20	11	0	0	17	1	5.9	
9TH GRADE TOTAL	2	0	0	1	0	0	0	0	0	6	1	16.7	30	3	10	39	4	10.3	
10TH GRADE MALE	0	0	0	0	0	0	0	0	0	2	1	50	16	1	6.3	18	2	11.1	
10TH GRADE FEMALE	0	0	0	0	0	0	0	0	0	1	0	0	14	1	7.1	15	1	6.7	
10TH GRADE TOTAL	0	0	0	0	0	0	0	0	0	3	1	33.3	30	2	6.7	33	3	9.1	
11TH GRADE MALE	2	0	0	0	0	0	0	0	0	0	0	0	9	0	0	11	0	0	
11TH GRADE FEMALE	0	0	0	0	0	0	0	0	0	1	0	0	7	0	0	8	0	0	
11TH GRADE TOTAL	2	0	0	0	0	0	0	0	0	1	0	0	16	0	0	19	0	0	
12TH GRADE MALE	0	0	0	0	0	0	0	0	0	0	0	0	8	0	0	9	0	0	
12TH GRADE FEMALE	0	0	0	0	0	0	0	0	0	1	0	0	11	0	0	12	0	0	
12TH GRADE TOTAL	0	0	0	0	0	0	0	0	0	2	0	0	19	0	0	21	0	0	
DISTRICT TOTAL MALE	4	0	0	2	0	0	0	0	0	9	1	11.1	77	4	5.2	92	5	5.4	
DISTRICT TOTAL FEMALE	1	0	0	1	0	0	0	0	0	10	1	10	66	1	1.5	78	2	2.6	
DISTRICT TOTAL	5	0	0	3	0	0	0	0	0	19	2	10.5	143	5	3.5	170	7	4.1	
DISTRICT TOTALS (ALTERNATIVE SCHOOLS ONLY)																			
DISTRICT TOTAL MALE	0	0	0	0	0	0	0	0	0	0	0	0	0	0	0	0	0	0	
DISTRICT TOTAL FEMALE	0	0	0	0	0	0	0	0	0	0	0	0	0	0	0	0	0	0	
DISTRICT TOTAL	0	0	0	0	0	0	0	0	0	0	0	0	0	0	0	0	0	0	
DISTRICT: 0740 SIERRA GRANDE R-30																			
DISTRICT TOTALS (INCLUDING ALTERNATIVE SCHOOLS)																			
7TH GRADE MALE	0	0	0	0	0	0	0	0	0	5	0	0	8	0	0	13	0	0	
7TH GRADE FEMALE	0	0	0	2	0	0	0	0	0	3	0	0	8	0	0	13	0	0	
7TH GRADE TOTAL	0	0	0	2	0	0	0	0	0	8	0	0	16	0	0	26	0	0	
8TH GRADE MALE	0	0	0	0	0	0	0	0	0	2	0	0	7	0	0	9	0	0	
8TH GRADE FEMALE	0	0	0	2	0	0	0	0	0	5	0	0	9	0	0	16	0	0	
8TH GRADE TOTAL	0	0	0	2	0	0	0	0	0	7	0	0	16	0	0	25	0	0	
9TH GRADE MALE	0	0	0	1	0	0	0	0	0	5	0	0	7	0	0	13	0	0	
9TH GRADE FEMALE	0	0	0	1	0	0	0	0	0	3	0	0	3	0	0	7	0	0	
9TH GRADE TOTAL	0	0	0	2	0	0	0	0	0	8	0	0	10	0	0	20	0	0	
10TH GRADE MALE	0	0	0	0	0	0	0	0	0	5	0	0	6	0	0	11	0	0	
10TH GRADE FEMALE	0	0	0	0	0	0	0	0	0	4	0	0	12	0	0	16	0	0	
10TH GRADE TOTAL	0	0	0	0	0	0	0	0	0	9	0	0	18	0	0	27	0	0	
11TH GRADE MALE	0	0	0	0	0	0	1	0	0	2	0	0	7	0	0	10	0	0	
11TH GRADE FEMALE	0	0	0	1	1	100	0	0	0	4	0	0	8	1	12.5	13	2	15.4	
11TH GRADE TOTAL	0	0	0	1	1	100	1	0	0	6	0	0	15	1	6.7	23	2	8.7	
12TH GRADE MALE	0	0	0	1	0	0	0	0	0	1	0	0	5	0	0	7	0	0	
12TH GRADE FEMALE	0	0	0	0	0	0	0	0	0	5	0	0	4	0	0	9	0	0	




2/5/2006 COLORADO DEPARTMENT OF EDUCATION PAGE : 1
 2003-2004 STATE DROPOUT COUNTS BY DISTRICT

	AMERICAN INDIAN OR ALASKAN NATIVE	AMERICAN INDIAN OR ALASKAN NATIVE	AMERICAN INDIAN OR ALASKAN NATIVE	ASIAN PACIFIC ISLANDER	ASIAN PACIFIC ISLANDER	ASIAN PACIFIC ISLANDER	BLACK NOT OF HISPANIC ORIGIN	BLACK NOT OF HISPANIC ORIGIN	BLACK NOT OF HISPANIC ORIGIN	WHITE NOT OF HISPANIC ORIGIN	WHITE NOT OF HISPANIC ORIGIN	WHITE NOT OF HISPANIC ORIGIN	HISPANIC PUPIL COUNT	HISPANIC DROPOUTS	HISPANIC DROPOUT RATE	TOTALS PUPIL COUNT	TOTALS DROPOUTS	TOTALS DROPOUT RATE	
12TH GRADE TOTAL	0	0	0	1	0	0	0	0	0	6	0	0	9	0	0	16	0	0	
DISTRICT TOTAL MALE	0	0	0	2	0	0	1	0	0	20	0	0	40	0	0	63	0	0	
DISTRICT TOTAL FEMALE	0	0	0	6	1	16.7	0	0	0	24	0	0	44	1	2.3	74	2	2.7	
DISTRICT TOTAL	0	0	0	8	1	12.5	1	0	0	44	0	0	84	1	1.2	137	2	1.5	
DISTRICT TOTALS (EXCLUDING ALTERNATIVE SCHOOLS)																			
7TH GRADE MALE	0	0	0	0	0	0	0	0	0	5	0	0	8	0	0	13	0	0	
7TH GRADE FEMALE	0	0	0	2	0	0	0	0	0	3	0	0	8	0	0	13	0	0	
7TH GRADE TOTAL	0	0	0	2	0	0	0	0	0	8	0	0	16	0	0	26	0	0	
8TH GRADE MALE	0	0	0	0	0	0	0	0	0	2	0	0	7	0	0	9	0	0	
8TH GRADE FEMALE	0	0	0	2	0	0	0	0	0	5	0	0	9	0	0	16	0	0	
8TH GRADE TOTAL	0	0	0	2	0	0	0	0	0	7	0	0	16	0	0	25	0	0	
9TH GRADE MALE	0	0	0	1	0	0	0	0	0	5	0	0	7	0	0	13	0	0	
9TH GRADE FEMALE	0	0	0	1	0	0	0	0	0	3	0	0	3	0	0	7	0	0	
9TH GRADE TOTAL	0	0	0	2	0	0	0	0	0	8	0	0	10	0	0	20	0	0	
10TH GRADE MALE	0	0	0	0	0	0	0	0	0	5	0	0	6	0	0	11	0	0	
10TH GRADE FEMALE	0	0	0	0	0	0	0	0	0	4	0	0	12	0	0	16	0	0	
10TH GRADE TOTAL	0	0	0	0	0	0	0	0	0	9	0	0	18	0	0	27	0	0	
11TH GRADE MALE	0	0	0	0	0	0	1	0	0	2	0	0	7	0	0	10	0	0	
11TH GRADE FEMALE	0	0	0	1	1	100	0	0	0	4	0	0	8	1	12.5	13	2	15.4	
11TH GRADE TOTAL	0	0	0	1	1	100	1	0	0	6	0	0	15	1	6.7	23	2	8.7	
12TH GRADE MALE	0	0	0	1	0	0	0	0	0	1	0	0	5	0	0	7	0	0	
12TH GRADE FEMALE	0	0	0	0	0	0	0	0	0	5	0	0	4	0	0	9	0	0	
12TH GRADE TOTAL	0	0	0	1	0	0	0	0	0	6	0	0	9	0	0	16	0	0	
DISTRICT TOTAL MALE	0	0	0	2	0	0	1	0	0	20	0	0	40	0	0	63	0	0	
DISTRICT TOTAL FEMALE	0	0	0	6	1	16.7	0	0	0	24	0	0	44	1	2.3	74	2	2.7	
DISTRICT TOTAL	0	0	0	8	1	12.5	1	0	0	44	0	0	84	1	1.2	137	2	1.5	
DISTRICT TOTALS (ALTERNATIVE SCHOOLS ONLY)																			
DISTRICT TOTAL MALE	0	0	0	0	0	0	0	0	0	0	0	0	0	0	0	0	0	0	
DISTRICT TOTAL FEMALE	0	0	0	0	0	0	0	0	0	0	0	0	0	0	0	0	0	0	
DISTRICT TOTAL	0	0	0	0	0	0	0	0	0	0	0	0	0	0	0	0	0	0	
COUNTY :	13 CROWLEY																		
DISTRICT:	0770 CROWLEY COUNTY RE-1-J																		
DISTRICT TOTALS (INCLUDING ALTERNATIVE SCHOOLS)																			
7TH GRADE MALE	0	0	0	0	0	0	0	0	0	15	0	0	18	0	0	33	0	0	
7TH GRADE FEMALE	0	0	0	1	0	0	0	0	0	17	0	0	14	0	0	32	0	0	
7TH GRADE TOTAL	0	0	0	1	0	0	0	0	0	32	0	0	32	0	0	65	0	0	
8TH GRADE MALE	0	0	0	0	0	0	0	0	0	20	0	0	9	1	11.1	29	1	3.4	
8TH GRADE FEMALE	0	0	0	0	0	0	0	0	0	16	0	0	11	0	0	27	0	0	
8TH GRADE TOTAL	0	0	0	0	0	0	0	0	0	36	0	0	20	1	5	56	1	1.8	
9TH GRADE MALE	0	0	0	0	0	0	0	0	0	18	0	0	11	0	0	29	0	0	
9TH GRADE FEMALE	0	0	0	0	0	0	0	0	0	15	0	0	15	1	6.7	30	1	3.3	
9TH GRADE TOTAL	0	0	0	0	0	0	0	0	0	33	0	0	26	1	3.8	59	1	1.7	
10TH GRADE MALE	0	0	0	0	0	0	0	0	0	20	0	0	11	0	0	31	0	0	
10TH GRADE FEMALE	0	0	0	0	0	0	0	0	0	16	0	0	8	1	12.5	24	1	4.2	
10TH GRADE TOTAL	0	0	0	0	0	0	0	0	0	36	0	0	19	1	5.3	55	1	1.8	
11TH GRADE MALE	0	0	0	0	0	0	0	0	0	15	0	0	4	0	0	19	0	0	
11TH GRADE FEMALE	0	0	0	0	0	0	0	0	0	16	2	12.5	7	1	14.3	23	3	13	
11TH GRADE TOTAL	0	0	0	0	0	0	0	0	0	31	2	6.5	11	1	9.1	42	3	7.1	
12TH GRADE MALE	1	0	0	0	0	0	0	0	0	17	1	5.9	3	0	0	21	1	4.8	




2003-2004 STATE DROPOUT COUNTS BY DISTRICT

	AMERICAN INDIAN OR ALASKAN NATIVE	AMERICAN INDIAN OR ALASKAN NATIVE	AMERICAN INDIAN OR ALASKAN NATIVE	ASIAN PACIFIC ISLANDER	ASIAN PACIFIC ISLANDER	ASIAN PACIFIC ISLANDER	BLACK NOT OF HISPANIC ORIGIN	BLACK NOT OF HISPANIC ORIGIN	BLACK NOT OF HISPANIC ORIGIN	WHITE NOT OF HISPANIC ORIGIN	WHITE NOT OF HISPANIC ORIGIN	WHITE NOT OF HISPANIC ORIGIN	HISPANIC PUPIL COUNT	HISPANIC DROPOUTS	HISPANIC DROPOUT RATE	TOTALS PUPIL COUNT	TOTALS DROPOUTS	TOTALS DROPOUT RATE	
12TH GRADE FEMALE	0	0	0	0	0	0	0	0	0	12	0	0	9	1	11.1	21	1	4.8	
12TH GRADE TOTAL	1	0	0	0	0	0	0	0	0	29	1	3.4	12	1	8.3	42	2	4.8	
DISTRICT TOTAL MALE	1	0	0	0	0	0	0	0	0	105	1	1	56	1	1.8	162	2	1.2	
DISTRICT TOTAL FEMALE	0	0	0	1	0	0	0	0	0	92	2	2.2	64	4	6.3	157	6	3.8	
DISTRICT TOTAL	1	0	0	1	0	0	0	0	0	197	3	1.5	120	5	4.2	319	8	2.5	
DISTRICT TOTALS (EXCLUDING ALTERNATIVE SCHOOLS)																			
7TH GRADE MALE	0	0	0	0	0	0	0	0	0	15	0	0	18	0	0	33	0	0	
7TH GRADE FEMALE	0	0	0	1	0	0	0	0	0	17	0	0	14	0	0	32	0	0	
7TH GRADE TOTAL	0	0	0	1	0	0	0	0	0	32	0	0	32	0	0	65	0	0	
8TH GRADE MALE	0	0	0	0	0	0	0	0	0	20	0	0	9	1	11.1	29	1	3.4	
8TH GRADE FEMALE	0	0	0	0	0	0	0	0	0	16	0	0	11	0	0	27	0	0	
8TH GRADE TOTAL	0	0	0	0	0	0	0	0	0	36	0	0	20	1	5	56	1	1.8	
9TH GRADE MALE	0	0	0	0	0	0	0	0	0	18	0	0	11	0	0	29	0	0	
9TH GRADE FEMALE	0	0	0	0	0	0	0	0	0	15	0	0	15	1	6.7	30	1	3.3	
9TH GRADE TOTAL	0	0	0	0	0	0	0	0	0	33	0	0	26	1	3.8	59	1	1.7	
10TH GRADE MALE	0	0	0	0	0	0	0	0	0	20	0	0	11	0	0	31	0	0	
10TH GRADE FEMALE	0	0	0	0	0	0	0	0	0	16	0	0	8	1	12.5	24	1	4.2	
10TH GRADE TOTAL	0	0	0	0	0	0	0	0	0	36	0	0	19	1	5.3	55	1	1.8	
11TH GRADE MALE	0	0	0	0	0	0	0	0	0	15	0	0	4	0	0	19	0	0	
11TH GRADE FEMALE	0	0	0	0	0	0	0	0	0	16	2	12.5	7	1	14.3	23	3	13	
11TH GRADE TOTAL	0	0	0	0	0	0	0	0	0	31	2	6.5	11	1	9.1	42	3	7.1	
12TH GRADE MALE	1	0	0	0	0	0	0	0	0	17	1	5.9	3	0	0	21	1	4.8	
12TH GRADE FEMALE	0	0	0	0	0	0	0	0	0	12	0	0	9	1	11.1	21	1	4.8	
12TH GRADE TOTAL	1	0	0	0	0	0	0	0	0	29	1	3.4	12	1	8.3	42	2	4.8	
DISTRICT TOTAL MALE	1	0	0	0	0	0	0	0	0	105	1	1	56	1	1.8	162	2	1.2	
DISTRICT TOTAL FEMALE	0	0	0	1	0	0	0	0	0	92	2	2.2	64	4	6.3	157	6	3.8	
DISTRICT TOTAL	1	0	0	1	0	0	0	0	0	197	3	1.5	120	5	4.2	319	8	2.5	
DISTRICT TOTALS (ALTERNATIVE SCHOOLS ONLY)																			
DISTRICT TOTAL MALE	0	0	0	0	0	0	0	0	0	0	0	0	0	0	0	0	0	0	
DISTRICT TOTAL FEMALE	0	0	0	0	0	0	0	0	0	0	0	0	0	0	0	0	0	0	
DISTRICT TOTAL	0	0	0	0	0	0	0	0	0	0	0	0	0	0	0	0	0	0	
COUNTY :	14 CUSTER																		
DISTRICT:	0860 CUSTER COUNTY SCHOOL DISTRICT C-1																		
DISTRICT TOTALS (INCLUDING ALTERNATIVE SCHOOLS)																			
7TH GRADE MALE	0	0	0	0	0	0	0	0	0	23	0	0	0	0	0	23	0	0	
7TH GRADE FEMALE	0	0	0	0	0	0	0	0	0	15	0	0	2	0	0	17	0	0	
7TH GRADE TOTAL	0	0	0	0	0	0	0	0	0	38	0	0	2	0	0	40	0	0	
8TH GRADE MALE	1	0	0	0	0	0	0	0	0	28	0	0	0	0	0	29	0	0	
8TH GRADE FEMALE	0	0	0	0	0	0	0	0	0	14	1	7.1	2	0	0	16	1	6.3	
8TH GRADE TOTAL	1	0	0	0	0	0	0	0	0	42	1	2.4	2	0	0	45	1	2.2	
9TH GRADE MALE	0	0	0	0	0	0	1	0	0	24	1	4.2	0	0	0	25	1	4	
9TH GRADE FEMALE	0	0	0	0	0	0	1	0	0	21	1	4.8	3	0	0	25	1	4	
9TH GRADE TOTAL	0	0	0	0	0	0	2	0	0	45	2	4.4	3	0	0	50	2	4	
10TH GRADE MALE	0	0	0	0	0	0	0	0	0	15	0	0	0	0	0	15	0	0	
10TH GRADE FEMALE	0	0	0	0	0	0	0	0	0	18	0	0	0	0	0	18	0	0	
10TH GRADE TOTAL	0	0	0	0	0	0	0	0	0	33	0	0	0	0	0	33	0	0	
11TH GRADE MALE	1	0	0	0	0	0	1	0	0	28	0	0	0	0	0	30	0	0	
11TH GRADE FEMALE	1	0	0	0	0	0	0	0	0	23	0	0	1	0	0	25	0	0	
11TH GRADE TOTAL	2	0	0	0	0	0	1	0	0	51	0	0	1	0	0	55	0	0	



2/5/2006 COLORADO DEPARTMENT OF EDUCATION PAGE : 1
 2003-2004 STATE DROPOUT COUNTS BY DISTRICT

	AMERICAN INDIAN OR ALASKAN NATIVE	AMERICAN INDIAN OR ALASKAN NATIVE	AMERICAN INDIAN OR ALASKAN NATIVE	ASIAN PACIFIC ISLANDER	ASIAN PACIFIC ISLANDER	ASIAN PACIFIC ISLANDER	BLACK NOT OF HISPANIC ORIGIN	BLACK NOT OF HISPANIC ORIGIN	BLACK NOT OF HISPANIC ORIGIN	WHITE NOT OF HISPANIC ORIGIN	WHITE NOT OF HISPANIC ORIGIN	WHITE NOT OF HISPANIC ORIGIN	HISPANIC PUPIL COUNT	HISPANIC DROPOUTS	HISPANIC DROPOUT RATE	TOTALS PUPIL COUNT	TOTALS DROPOUTS	TOTALS DROPOUT RATE	
12TH GRADE MALE	0	0	0	0	0	0	0	0	0	30	0	0	0	0	0	30	0	0	
12TH GRADE FEMALE	0	0	0	0	0	0	0	0	0	22	0	0	0	0	0	22	0	0	
12TH GRADE TOTAL	0	0	0	0	0	0	0	0	0	52	0	0	0	0	0	52	0	0	
DISTRICT TOTAL MALE	2	0	0	0	0	0	2	0	0	148	1	0.7	0	0	0	152	1	0.7	
DISTRICT TOTAL FEMALE	1	0	0	0	0	0	1	0	0	113	2	1.8	8	0	0	123	2	1.6	
DISTRICT TOTAL	3	0	0	0	0	0	3	0	0	261	3	1.1	8	0	0	275	3	1.1	
DISTRICT TOTALS (EXCLUDING ALTERNATIVE SCHOOLS)																			
7TH GRADE MALE	0	0	0	0	0	0	0	0	0	23	0	0	0	0	0	23	0	0	
7TH GRADE FEMALE	0	0	0	0	0	0	0	0	0	15	0	0	2	0	0	17	0	0	
7TH GRADE TOTAL	0	0	0	0	0	0	0	0	0	38	0	0	2	0	0	40	0	0	
8TH GRADE MALE	1	0	0	0	0	0	0	0	0	28	0	0	0	0	0	29	0	0	
8TH GRADE FEMALE	0	0	0	0	0	0	0	0	0	14	1	7.1	2	0	0	16	1	6.3	
8TH GRADE TOTAL	1	0	0	0	0	0	0	0	0	42	1	2.4	2	0	0	45	1	2.2	
9TH GRADE MALE	0	0	0	0	0	0	1	0	0	24	1	4.2	0	0	0	25	1	4	
9TH GRADE FEMALE	0	0	0	0	0	0	1	0	0	21	1	4.8	3	0	0	25	1	4	
9TH GRADE TOTAL	0	0	0	0	0	0	2	0	0	45	2	4.4	3	0	0	50	2	4	
10TH GRADE MALE	0	0	0	0	0	0	0	0	0	15	0	0	0	0	0	15	0	0	
10TH GRADE FEMALE	0	0	0	0	0	0	0	0	0	18	0	0	0	0	0	18	0	0	
10TH GRADE TOTAL	0	0	0	0	0	0	0	0	0	33	0	0	0	0	0	33	0	0	
11TH GRADE MALE	1	0	0	0	0	0	1	0	0	28	0	0	0	0	0	30	0	0	
11TH GRADE FEMALE	1	0	0	0	0	0	0	0	0	23	0	0	1	0	0	25	0	0	
11TH GRADE TOTAL	2	0	0	0	0	0	1	0	0	51	0	0	1	0	0	55	0	0	
12TH GRADE MALE	0	0	0	0	0	0	0	0	0	30	0	0	0	0	0	30	0	0	
12TH GRADE FEMALE	0	0	0	0	0	0	0	0	0	22	0	0	0	0	0	22	0	0	
12TH GRADE TOTAL	0	0	0	0	0	0	0	0	0	52	0	0	0	0	0	52	0	0	
DISTRICT TOTAL MALE	2	0	0	0	0	0	2	0	0	148	1	0.7	0	0	0	152	1	0.7	
DISTRICT TOTAL FEMALE	1	0	0	0	0	0	1	0	0	113	2	1.8	8	0	0	123	2	1.6	
DISTRICT TOTAL	3	0	0	0	0	0	3	0	0	261	3	1.1	8	0	0	275	3	1.1	
DISTRICT TOTALS (ALTERNATIVE SCHOOLS ONLY)																			
DISTRICT TOTAL MALE	0	0	0	0	0	0	0	0	0	0	0	0	0	0	0	0	0	0	
DISTRICT TOTAL FEMALE	0	0	0	0	0	0	0	0	0	0	0	0	0	0	0	0	0	0	
DISTRICT TOTAL	0	0	0	0	0	0	0	0	0	0	0	0	0	0	0	0	0	0	
COUNTY :	15 DELTA																		
DISTRICT:	0870 DELTA COUNTY 50(J)																		
DISTRICT TOTALS (INCLUDING ALTERNATIVE SCHOOLS)																			
7TH GRADE MALE	2	0	0	0	0	0	3	0	0	180	0	0	42	0	0	227	0	0	
7TH GRADE FEMALE	3	0	0	0	0	0	2	0	0	173	0	0	36	0	0	214	0	0	
7TH GRADE TOTAL	5	0	0	0	0	0	5	0	0	353	0	0	78	0	0	441	0	0	
8TH GRADE MALE	6	0	0	2	0	0	1	0	0	172	2	1.2	43	0	0	224	2	0.9	
8TH GRADE FEMALE	3	0	0	1	0	0	0	0	0	174	0	0	39	1	2.6	217	1	0.5	
8TH GRADE TOTAL	9	0	0	3	0	0	1	0	0	346	2	0.6	82	1	1.2	441	3	0.7	
9TH GRADE MALE	3	0	0	3	0	0	2	0	0	184	2	1.1	38	0	0	230	2	0.9	
9TH GRADE FEMALE	1	0	0	0	0	0	2	0	0	205	2	1	32	1	3.1	240	3	1.3	
9TH GRADE TOTAL	4	0	0	3	0	0	4	0	0	389	4	1	70	1	1.4	470	5	1.1	
10TH GRADE MALE	1	0	0	1	0	0	2	0	0	192	1	0.5	29	9	31	225	10	4.4	
10TH GRADE FEMALE	2	0	0	2	0	0	2	0	0	200	3	1.5	36	1	2.8	242	4	1.7	
10TH GRADE TOTAL	3	0	0	3	0	0	4	0	0	392	4	1	65	10	15.4	467	14	3	
11TH GRADE MALE	2	0	0	3	0	0	0	0	0	199	6	3	34	2	5.9	238	8	3.4	
11TH GRADE FEMALE	1	0	0	2	0	0	0	0	0	147	6	4.1	31	3	9.7	181	9	5	



2/5/2006 COLORADO DEPARTMENT OF EDUCATION PAGE : 1
 2003-2004 STATE DROPOUT COUNTS BY DISTRICT


	AMERICAN INDIAN OR ALASKAN NATIVE	AMERICAN INDIAN OR ALASKAN NATIVE	AMERICAN INDIAN OR ALASKAN NATIVE	ASIAN PACIFIC ISLANDER	ASIAN PACIFIC ISLANDER	ASIAN PACIFIC ISLANDER	BLACK NOT OF HISPANIC ORIGIN	BLACK NOT OF HISPANIC ORIGIN	BLACK NOT OF HISPANIC ORIGIN	WHITE NOT OF HISPANIC ORIGIN	WHITE NOT OF HISPANIC ORIGIN	WHITE NOT OF HISPANIC ORIGIN	HISPANIC PUPIL COUNT	HISPANIC DROPOUTS	HISPANIC DROPOUT RATE	TOTALS PUPIL COUNT	TOTALS DROPOUTS	TOTALS DROPOUT RATE	
11TH GRADE TOTAL	3	0	0	5	0	0	0	0	0	346	12	3.5	65	5	7.7	419	17	4.1	
12TH GRADE MALE	1	0	0	1	0	0	0	0	0	177	7	4	30	3	10	209	10	4.8	
12TH GRADE FEMALE	1	0	0	5	2	40	1	0	0	149	3	2	29	4	13.8	185	9	4.9	
12TH GRADE TOTAL	2	0	0	6	2	33.3	1	0	0	326	10	3.1	59	7	11.9	394	19	4.8	
DISTRICT TOTAL MALE	15	0	0	10	0	0	8	0	0	1,104	18	1.6	216	14	6.5	1,353	32	2.4	
DISTRICT TOTAL FEMALE	11	0	0	10	2	20	7	0	0	1,048	14	1.3	203	10	4.9	1,279	26	2	
DISTRICT TOTAL	26	0	0	20	2	10	15	0	0	2,152	32	1.5	419	24	5.7	2,632	58	2.2	
DISTRICT TOTALS (EXCLUDING ALTERNATIVE SCHOOLS)																			
7TH GRADE MALE	2	0	0	0	0	0	3	0	0	180	0	0	42	0	0	227	0	0	
7TH GRADE FEMALE	3	0	0	0	0	0	2	0	0	173	0	0	36	0	0	214	0	0	
7TH GRADE TOTAL	5	0	0	0	0	0	5	0	0	353	0	0	78	0	0	441	0	0	
8TH GRADE MALE	6	0	0	2	0	0	1	0	0	172	2	1.2	43	0	0	224	2	0.9	
8TH GRADE FEMALE	3	0	0	1	0	0	0	0	0	174	0	0	39	1	2.6	217	1	0.5	
8TH GRADE TOTAL	9	0	0	3	0	0	1	0	0	346	2	0.6	82	1	1.2	441	3	0.7	
9TH GRADE MALE	3	0	0	3	0	0	2	0	0	184	2	1.1	38	0	0	230	2	0.9	
9TH GRADE FEMALE	1	0	0	0	0	0	2	0	0	205	2	1	32	1	3.1	240	3	1.3	
9TH GRADE TOTAL	4	0	0	3	0	0	4	0	0	389	4	1	70	1	1.4	470	5	1.1	
10TH GRADE MALE	1	0	0	1	0	0	2	0	0	192	1	0.5	29	9	31	225	10	4.4	
10TH GRADE FEMALE	2	0	0	2	0	0	2	0	0	200	3	1.5	36	1	2.8	242	4	1.7	
10TH GRADE TOTAL	3	0	0	3	0	0	4	0	0	392	4	1	65	10	15.4	467	14	3	
11TH GRADE MALE	2	0	0	3	0	0	0	0	0	199	6	3	34	2	5.9	238	8	3.4	
11TH GRADE FEMALE	1	0	0	2	0	0	0	0	0	147	6	4.1	31	3	9.7	181	9	5	
11TH GRADE TOTAL	3	0	0	5	0	0	0	0	0	346	12	3.5	65	5	7.7	419	17	4.1	
12TH GRADE MALE	1	0	0	1	0	0	0	0	0	177	7	4	30	3	10	209	10	4.8	
12TH GRADE FEMALE	1	0	0	5	2	40	1	0	0	149	3	2	29	4	13.8	185	9	4.9	
12TH GRADE TOTAL	2	0	0	6	2	33.3	1	0	0	326	10	3.1	59	7	11.9	394	19	4.8	
DISTRICT TOTAL MALE	15	0	0	10	0	0	8	0	0	1,104	18	1.6	216	14	6.5	1,353	32	2.4	
DISTRICT TOTAL FEMALE	11	0	0	10	2	20	7	0	0	1,048	14	1.3	203	10	4.9	1,279	26	2	
DISTRICT TOTAL	26	0	0	20	2	10	15	0	0	2,152	32	1.5	419	24	5.7	2,632	58	2.2	
DISTRICT TOTALS (ALTERNATIVE SCHOOLS ONLY)																			
DISTRICT TOTAL MALE	0	0	0	0	0	0	0	0	0	0	0	0	0	0	0	0	0	0	
DISTRICT TOTAL FEMALE	0	0	0	0	0	0	0	0	0	0	0	0	0	0	0	0	0	0	
DISTRICT TOTAL	0	0	0	0	0	0	0	0	0	0	0	0	0	0	0	0	0	0	
COUNTY :	16 DENVER																		
DISTRICT:	0880 DENVER COUNTY 1																		
DISTRICT TOTALS (INCLUDING ALTERNATIVE SCHOOLS)																			
7TH GRADE MALE	31	1	3.2	70	2	2.9	647	11	1.7	657	11	1.7	1,780	39	2.2	3,185	64	2	
7TH GRADE FEMALE	38	2	5.3	96	1	1	620	14	2.3	598	4	0.7	1,759	26	1.5	3,111	47	1.5	
7TH GRADE TOTAL	69	3	4.3	166	3	1.8	1,267	25	2	1,255	15	1.2	3,539	65	1.8	6,296	111	1.8	
8TH GRADE MALE	41	0	0	70	1	1.4	647	11	1.7	615	13	2.1	1,753	36	2.1	3,126	61	2	
8TH GRADE FEMALE	34	0	0	91	1	1.1	640	5	0.8	530	7	1.3	1,621	29	1.8	2,916	42	1.4	
8TH GRADE TOTAL	75	0	0	161	2	1.2	1,287	16	1.2	1,145	20	1.7	3,374	65	1.9	6,042	103	1.7	
9TH GRADE MALE	74	3	4.1	135	4	3	882	56	6.3	890	45	5.1	2,301	205	8.9	4,282	313	7.3	
9TH GRADE FEMALE	68	10	14.7	116	8	6.9	756	53	7	665	23	3.5	2,164	183	8.5	3,769	277	7.3	
9TH GRADE TOTAL	142	13	9.2	251	12	4.8	1,638	109	6.7	1,555	68	4.4	4,465	388	8.7	8,051	590	7.3	
10TH GRADE MALE	52	3	5.8	97	4	4.1	632	42	6.6	632	33	5.2	1,475	131	8.9	2,888	213	7.4	
10TH GRADE FEMALE	40	4	10	82	3	3.7	631	41	6.5	602	17	2.8	1,380	103	7.5	2,735	168	6.1	
10TH GRADE TOTAL	92	7	7.6	179	7	3.9	1,263	83	6.6	1,234	50	4.1	2,855	234	8.2	5,623	381	6.8	
11TH GRADE MALE	32	4	12.5	73	1	1.4	530	30	5.7	624	30	4.8	1,017	59	5.8	2,276	124	5.4	

2/5/2006 COLORADO DEPARTMENT OF EDUCATION PAGE : 1
 2003-2004 STATE DROPOUT COUNTS BY DISTRICT

	AMERICAN INDIAN OR ALASKAN NATIVE	AMERICAN INDIAN OR ALASKAN NATIVE	AMERICAN INDIAN OR ALASKAN NATIVE	ASIAN PACIFIC ISLANDER	ASIAN PACIFIC ISLANDER	ASIAN PACIFIC ISLANDER	BLACK NOT OF HISPANIC ORIGIN	BLACK NOT OF HISPANIC ORIGIN	BLACK NOT OF HISPANIC ORIGIN	WHITE NOT OF HISPANIC ORIGIN	WHITE NOT OF HISPANIC ORIGIN	WHITE NOT OF HISPANIC ORIGIN	HISPANIC PUPIL COUNT	HISPANIC DROPOUTS	HISPANIC DROPOUT RATE	TOTALS PUPIL COUNT	TOTALS DROPOUTS	TOTALS DROPOUT RATE	
11TH GRADE FEMALE	32	2	6.3	87	4	4.6	540	26	4.8	541	18	3.3	908	44	4.8	2,108	94	4.5	
11TH GRADE TOTAL	64	6	9.4	160	5	3.1	1,070	56	5.2	1,165	48	4.1	1,925	103	5.4	4,384	218	5	
12TH GRADE MALE	28	4	14.3	106	2	1.9	503	36	7.2	651	37	5.7	914	59	6.5	2,202	138	6.3	
12TH GRADE FEMALE	26	1	3.8	83	2	2.4	490	19	3.9	617	12	1.9	945	37	3.9	2,161	71	3.3	
12TH GRADE TOTAL	54	5	9.3	189	4	2.1	993	55	5.5	1,268	49	3.9	1,859	96	5.2	4,363	209	4.8	
DISTRICT TOTAL MALE	258	15	5.8	551	14	2.5	3,841	186	4.8	4,069	169	4.2	9,240	529	5.7	17,959	913	5.1	
DISTRICT TOTAL FEMALE	238	19	8	555	19	3.4	3,677	158	4.3	3,553	81	2.3	8,777	422	4.8	16,800	699	4.2	
DISTRICT TOTAL	496	34	6.9	1,106	33	3	7,518	344	4.6	7,622	250	3.3	18,017	951	5.3	34,759	1,612	4.6	
DISTRICT TOTALS (EXCLUDING ALTERNATIVE SCHOOLS)																			
7TH GRADE MALE	31	1	3.2	70	2	2.9	631	9	1.4	651	11	1.7	1,763	39	2.2	3,146	62	2	
7TH GRADE FEMALE	38	2	5.3	96	1	1	617	14	2.3	597	4	0.7	1,749	26	1.5	3,097	47	1.5	
7TH GRADE TOTAL	69	3	4.3	166	3	1.8	1,248	23	1.8	1,248	15	1.2	3,512	65	1.9	6,243	109	1.7	
8TH GRADE MALE	40	0	0	69	1	1.4	630	10	1.6	607	13	2.1	1,699	31	1.8	3,045	55	1.8	
8TH GRADE FEMALE	34	0	0	91	1	1.1	630	5	0.8	528	7	1.3	1,601	29	1.8	2,884	42	1.5	
8TH GRADE TOTAL	74	0	0	160	2	1.3	1,260	15	1.2	1,135	20	1.8	3,300	60	1.8	5,929	97	1.6	
9TH GRADE MALE	72	3	4.2	129	4	3.1	794	43	5.4	860	41	4.8	2,144	187	8.7	3,999	278	7	
9TH GRADE FEMALE	58	10	17.2	107	4	3.7	702	42	6	646	22	3.4	1,987	149	7.5	3,500	227	6.5	
9TH GRADE TOTAL	130	13	10	236	8	3.4	1,496	85	5.7	1,506	63	4.2	4,131	336	8.1	7,499	505	6.7	
10TH GRADE MALE	47	3	6.4	96	4	4.2	558	38	6.8	608	32	5.3	1,373	119	8.7	2,682	196	7.3	
10TH GRADE FEMALE	34	2	5.9	77	3	3.9	575	31	5.4	576	16	2.8	1,232	83	6.7	2,494	135	5.4	
10TH GRADE TOTAL	81	5	6.2	173	7	4	1,133	69	6.1	1,184	48	4.1	2,605	202	7.8	5,176	331	6.4	
11TH GRADE MALE	28	4	14.3	71	1	1.4	480	29	6	603	29	4.8	938	57	6.1	2,120	120	5.7	
11TH GRADE FEMALE	27	1	3.7	83	4	4.8	473	21	4.4	518	15	2.9	825	38	4.6	1,926	79	4.1	
11TH GRADE TOTAL	55	5	9.1	154	5	3.2	953	50	5.2	1,121	44	3.9	1,763	95	5.4	4,046	199	4.9	
12TH GRADE MALE	21	3	14.3	93	2	2.2	413	29	7	578	35	6.1	789	53	6.7	1,894	122	6.4	
12TH GRADE FEMALE	24	1	4.2	76	1	1.3	410	15	3.7	569	11	1.9	807	25	3.1	1,886	53	2.8	
12TH GRADE TOTAL	45	4	8.9	169	3	1.8	823	44	5.3	1,147	46	4	1,596	78	4.9	3,780	175	4.6	
DISTRICT TOTAL MALE	239	14	5.9	528	14	2.7	3,506	158	4.5	3,907	161	4.1	8,706	486	5.6	16,886	833	4.9	
DISTRICT TOTAL FEMALE	215	16	7.4	530	14	2.6	3,407	128	3.8	3,434	75	2.2	8,201	350	4.3	15,787	583	3.7	
DISTRICT TOTAL	454	30	6.6	1,058	28	2.6	6,913	286	4.1	7,341	236	3.2	16,907	836	4.9	32,673	1,416	4.3	
DISTRICT TOTALS (ALTERNATIVE SCHOOLS ONLY)																			
7TH GRADE MALE	0	0	0	0	0	0	16	2	12.5	6	0	0	17	0	0	39	2	5.1	
7TH GRADE FEMALE	0	0	0	0	0	0	3	0	0	1	0	0	10	0	0	14	0	0	
7TH GRADE TOTAL	0	0	0	0	0	0	19	2	10.5	7	0	0	27	0	0	53	2	3.8	
8TH GRADE MALE	1	0	0	1	0	0	17	1	5.9	8	0	0	54	5	9.3	81	6	7.4	
8TH GRADE FEMALE	0	0	0	0	0	0	10	0	0	2	0	0	20	0	0	32	0	0	
8TH GRADE TOTAL	1	0	0	1	0	0	27	1	3.7	10	0	0	74	5	6.8	113	6	5.3	
9TH GRADE MALE	2	0	0	6	0	0	88	13	14.8	30	4	13.3	157	18	11.5	283	35	12.4	
9TH GRADE FEMALE	10	0	0	9	4	44.4	54	11	20.4	19	1	5.3	177	34	19.2	269	50	18.6	
9TH GRADE TOTAL	12	0	0	15	4	26.7	142	24	16.9	49	5	10.2	334	52	15.6	552	85	15.4	
10TH GRADE MALE	5	0	0	1	0	0	74	4	5.4	24	1	4.2	102	12	11.8	206	17	8.3	
10TH GRADE FEMALE	6	2	33.3	5	0	0	56	10	17.9	26	1	3.8	148	20	13.5	241	33	13.7	
10TH GRADE TOTAL	11	2	18.2	6	0	0	130	14	10.8	50	2	4	250	32	12.8	447	50	11.2	
11TH GRADE MALE	4	0	0	2	0	0	50	1	2	21	1	4.8	79	2	2.5	156	4	2.6	
11TH GRADE FEMALE	5	1	20	4	0	0	67	5	7.5	23	3	13	83	6	7.2	182	15	8.2	
11TH GRADE TOTAL	9	1	11.1	6	0	0	117	6	5.1	44	4	9.1	162	8	4.9	338	19	5.6	
12TH GRADE MALE	7	1	14.3	13	0	0	90	7	7.8	73	2	2.7	125	6	4.8	308	16	5.2	
12TH GRADE FEMALE	2	0	0	7	1	14.3	80	4	5	48	1	2.1	138	12	8.7	275	18	6.5	
12TH GRADE TOTAL	9	1	11.1	20	1	5	170	11	6.5	121	3	2.5	263	18	6.8	583	34	5.8	

2/5/2006 COLORADO DEPARTMENT OF EDUCATION PAGE : 1
 2003-2004 STATE DROPOUT COUNTS BY DISTRICT

	AMERICAN INDIAN OR ALASKAN NATIVE	AMERICAN INDIAN OR ALASKAN NATIVE	AMERICAN INDIAN OR ALASKAN NATIVE	ASIAN PACIFIC ISLANDER	ASIAN PACIFIC ISLANDER	ASIAN PACIFIC ISLANDER	BLACK NOT OF HISPANIC ORIGIN	BLACK NOT OF HISPANIC ORIGIN	BLACK NOT OF HISPANIC ORIGIN	WHITE NOT OF HISPANIC ORIGIN	WHITE NOT OF HISPANIC ORIGIN	WHITE NOT OF HISPANIC ORIGIN	HISPANIC PUPIL COUNT	HISPANIC DROPOUTS	HISPANIC DROPOUT RATE	TOTALS PUPIL COUNT	TOTALS DROPOUTS	TOTALS DROPOUT RATE	
DISTRICT TOTAL MALE	19	1	5.3	23	0	0	335	28	8.4	162	8	4.9	534	43	8.1	1,073	80	7.5	
DISTRICT TOTAL FEMALE	23	3	13	25	5	20	270	30	11.1	119	6	5	576	72	12.5	1,013	116	11.5	
DISTRICT TOTAL	42	4	9.5	48	5	10.4	605	58	9.6	281	14	5	1,110	115	10.4	2,086	196	9.4	
COUNTY :	17	DOLORES																	
DISTRICT:	0890	DOLORES COUNTY RE NO.2																	
DISTRICT TOTALS (INCLUDING ALTERNATIVE SCHOOLS)																			
7TH GRADE MALE	1	0	0	0	0	0	0	0	0	15	0	0	0	0	0	16	0	0	
7TH GRADE FEMALE	0	0	0	1	0	0	0	0	0	11	0	0	1	0	0	13	0	0	
7TH GRADE TOTAL	1	0	0	1	0	0	0	0	0	26	0	0	1	0	0	29	0	0	
8TH GRADE MALE	0	0	0	0	0	0	0	0	0	9	0	0	1	0	0	10	0	0	
8TH GRADE FEMALE	0	0	0	0	0	0	0	0	0	11	0	0	0	0	0	11	0	0	
8TH GRADE TOTAL	0	0	0	0	0	0	0	0	0	20	0	0	1	0	0	21	0	0	
9TH GRADE MALE	0	0	0	0	0	0	0	0	0	16	0	0	0	0	0	16	0	0	
9TH GRADE FEMALE	0	0	0	0	0	0	0	0	0	9	0	0	0	0	0	9	0	0	
9TH GRADE TOTAL	0	0	0	0	0	0	0	0	0	25	0	0	0	0	0	25	0	0	
10TH GRADE MALE	0	0	0	0	0	0	0	0	0	10	0	0	0	0	0	10	0	0	
10TH GRADE FEMALE	0	0	0	0	0	0	0	0	0	10	0	0	1	0	0	11	0	0	
10TH GRADE TOTAL	0	0	0	0	0	0	0	0	0	20	0	0	1	0	0	21	0	0	
11TH GRADE MALE	0	0	0	1	0	0	0	0	0	13	0	0	0	0	0	14	0	0	
11TH GRADE FEMALE	0	0	0	1	0	0	0	0	0	13	0	0	0	0	0	14	0	0	
11TH GRADE TOTAL	0	0	0	2	0	0	0	0	0	26	0	0	0	0	0	28	0	0	
12TH GRADE MALE	0	0	0	0	0	0	0	0	0	17	0	0	0	0	0	17	0	0	
12TH GRADE FEMALE	1	0	0	0	0	0	0	0	0	15	1	6.7	0	0	0	16	1	6.3	
12TH GRADE TOTAL	1	0	0	0	0	0	0	0	0	32	1	3.1	0	0	0	33	1	3	
DISTRICT TOTAL MALE	1	0	0	1	0	0	0	0	0	80	0	0	1	0	0	83	0	0	
DISTRICT TOTAL FEMALE	1	0	0	2	0	0	0	0	0	69	1	1.4	2	0	0	74	1	1.4	
DISTRICT TOTAL	2	0	0	3	0	0	0	0	0	149	1	0.7	3	0	0	157	1	0.6	
DISTRICT TOTALS (EXCLUDING ALTERNATIVE SCHOOLS)																			
7TH GRADE MALE	1	0	0	0	0	0	0	0	0	15	0	0	0	0	0	16	0	0	
7TH GRADE FEMALE	0	0	0	1	0	0	0	0	0	11	0	0	1	0	0	13	0	0	
7TH GRADE TOTAL	1	0	0	1	0	0	0	0	0	26	0	0	1	0	0	29	0	0	
8TH GRADE MALE	0	0	0	0	0	0	0	0	0	9	0	0	1	0	0	10	0	0	
8TH GRADE FEMALE	0	0	0	0	0	0	0	0	0	11	0	0	0	0	0	11	0	0	
8TH GRADE TOTAL	0	0	0	0	0	0	0	0	0	20	0	0	1	0	0	21	0	0	
9TH GRADE MALE	0	0	0	0	0	0	0	0	0	16	0	0	0	0	0	16	0	0	
9TH GRADE FEMALE	0	0	0	0	0	0	0	0	0	9	0	0	0	0	0	9	0	0	
9TH GRADE TOTAL	0	0	0	0	0	0	0	0	0	25	0	0	0	0	0	25	0	0	
10TH GRADE MALE	0	0	0	0	0	0	0	0	0	10	0	0	0	0	0	10	0	0	
10TH GRADE FEMALE	0	0	0	0	0	0	0	0	0	10	0	0	1	0	0	11	0	0	
10TH GRADE TOTAL	0	0	0	0	0	0	0	0	0	20	0	0	1	0	0	21	0	0	
11TH GRADE MALE	0	0	0	1	0	0	0	0	0	13	0	0	0	0	0	14	0	0	
11TH GRADE FEMALE	0	0	0	1	0	0	0	0	0	13	0	0	0	0	0	14	0	0	
11TH GRADE TOTAL	0	0	0	2	0	0	0	0	0	26	0	0	0	0	0	28	0	0	
12TH GRADE MALE	0	0	0	0	0	0	0	0	0	17	0	0	0	0	0	17	0	0	
12TH GRADE FEMALE	1	0	0	0	0	0	0	0	0	15	1	6.7	0	0	0	16	1	6.3	
12TH GRADE TOTAL	1	0	0	0	0	0	0	0	0	32	1	3.1	0	0	0	33	1	3	
DISTRICT TOTAL MALE	1	0	0	1	0	0	0	0	0	80	0	0	1	0	0	83	0	0	
DISTRICT TOTAL FEMALE	1	0	0	2	0	0	0	0	0	69	1	1.4	2	0	0	74	1	1.4	
DISTRICT TOTAL	2	0	0	3	0	0	0	0	0	149	1	0.7	3	0	0	157	1	0.6	




2/5/2006 COLORADO DEPARTMENT OF EDUCATION PAGE : 1
 2003-2004 STATE DROPOUT COUNTS BY DISTRICT

	AMERICAN INDIAN OR ALASKAN NATIVE	AMERICAN INDIAN OR ALASKAN NATIVE	AMERICAN INDIAN OR ALASKAN NATIVE	ASIAN PACIFIC ISLANDER	ASIAN PACIFIC ISLANDER	ASIAN PACIFIC ISLANDER	BLACK NOT OF HISPANIC ORIGIN	BLACK NOT OF HISPANIC ORIGIN	BLACK NOT OF HISPANIC ORIGIN	WHITE NOT OF HISPANIC ORIGIN	WHITE NOT OF HISPANIC ORIGIN	WHITE NOT OF HISPANIC ORIGIN	HISPANIC PUPIL COUNT	HISPANIC DROPOUTS	HISPANIC DROPOUT RATE	TOTALS PUPIL COUNT	TOTALS DROPOUTS	TOTALS DROPOUT RATE
DISTRICT TOTALS (ALTERNATIVE SCHOOLS ONLY)																		
DISTRICT TOTAL MALE	0	0	0	0	0	0	0	0	0	0	0	0	0	0	0	0	0	0
DISTRICT TOTAL FEMALE	0	0	0	0	0	0	0	0	0	0	0	0	0	0	0	0	0	0
DISTRICT TOTAL	0	0	0	0	0	0	0	0	0	0	0	0	0	0	0	0	0	0
COUNTY :	18 DOUGLAS																	
DISTRICT:	0900 DOUGLAS COUNTY RE 1																	
DISTRICT TOTALS (INCLUDING ALTERNATIVE SCHOOLS)																		
7TH GRADE MALE	6	0	0	66	0	0	44	0	0	1,562	17	1.1	133	0	0	1,811	17	0.9
7TH GRADE FEMALE	14	0	0	53	0	0	37	0	0	1,536	11	0.7	142	3	2.1	1,782	14	0.8
7TH GRADE TOTAL	20	0	0	119	0	0	81	0	0	3,098	28	0.9	275	3	1.1	3,593	31	0.9
8TH GRADE MALE	6	0	0	60	1	1.7	39	0	0	1,509	22	1.5	113	3	2.7	1,727	26	1.5
8TH GRADE FEMALE	10	0	0	45	0	0	35	0	0	1,497	26	1.7	152	2	1.3	1,739	28	1.6
8TH GRADE TOTAL	16	0	0	105	1	1	74	0	0	3,006	48	1.6	265	5	1.9	3,466	54	1.6
9TH GRADE MALE	15	0	0	57	0	0	34	0	0	1,558	15	1	114	3	2.6	1,778	18	1
9TH GRADE FEMALE	17	0	0	64	2	3.1	31	0	0	1,491	18	1.2	112	2	1.8	1,715	22	1.3
9TH GRADE TOTAL	32	0	0	121	2	1.7	65	0	0	3,049	33	1.1	226	5	2.2	3,493	40	1.1
10TH GRADE MALE	9	0	0	49	1	2	26	0	0	1,366	30	2.2	96	3	3.1	1,546	34	2.2
10TH GRADE FEMALE	11	1	9.1	47	0	0	23	0	0	1,397	30	2.1	113	5	4.4	1,591	36	2.3
10TH GRADE TOTAL	20	1	5	96	1	1	49	0	0	2,763	60	2.2	209	8	3.8	3,137	70	2.2
11TH GRADE MALE	9	0	0	55	1	1.8	25	2	8	1,400	38	2.7	108	7	6.5	1,597	48	3
11TH GRADE FEMALE	7	0	0	60	1	1.7	21	1	4.8	1,179	29	2.5	81	3	3.7	1,348	34	2.5
11TH GRADE TOTAL	16	0	0	115	2	1.7	46	3	6.5	2,579	67	2.6	189	10	5.3	2,945	82	2.8
12TH GRADE MALE	9	0	0	45	4	8.9	23	2	8.7	1,118	60	5.4	57	5	8.8	1,252	71	5.7
12TH GRADE FEMALE	5	2	40	36	1	2.8	22	0	0	1,134	29	2.6	70	6	8.6	1,267	38	3
12TH GRADE TOTAL	14	2	14.3	81	5	6.2	45	2	4.4	2,252	89	4	127	11	8.7	2,519	109	4.3
DISTRICT TOTAL MALE	54	0	0	332	7	2.1	191	4	2.1	8,513	182	2.1	621	21	3.4	9,711	214	2.2
DISTRICT TOTAL FEMALE	64	3	4.7	305	4	1.3	169	1	0.6	8,234	143	1.7	670	21	3.1	9,442	172	1.8
DISTRICT TOTAL	118	3	2.5	637	11	1.7	360	5	1.4	16,747	325	1.9	1,291	42	3.3	19,153	386	2
DISTRICT TOTALS (EXCLUDING ALTERNATIVE SCHOOLS)																		
7TH GRADE MALE	6	0	0	66	0	0	44	0	0	1,562	17	1.1	133	0	0	1,811	17	0.9
7TH GRADE FEMALE	14	0	0	53	0	0	37	0	0	1,536	11	0.7	142	3	2.1	1,782	14	0.8
7TH GRADE TOTAL	20	0	0	119	0	0	81	0	0	3,098	28	0.9	275	3	1.1	3,593	31	0.9
8TH GRADE MALE	6	0	0	60	1	1.7	39	0	0	1,509	22	1.5	113	3	2.7	1,727	26	1.5
8TH GRADE FEMALE	10	0	0	45	0	0	35	0	0	1,497	26	1.7	152	2	1.3	1,739	28	1.6
8TH GRADE TOTAL	16	0	0	105	1	1	74	0	0	3,006	48	1.6	265	5	1.9	3,466	54	1.6
9TH GRADE MALE	15	0	0	57	0	0	34	0	0	1,548	13	0.8	114	3	2.6	1,768	16	0.9
9TH GRADE FEMALE	17	0	0	63	2	3.2	31	0	0	1,487	17	1.1	112	2	1.8	1,710	21	1.2
9TH GRADE TOTAL	32	0	0	120	2	1.7	65	0	0	3,035	30	1	226	5	2.2	3,478	37	1.1
10TH GRADE MALE	9	0	0	49	1	2	26	0	0	1,335	27	2	94	3	3.2	1,513	31	2
10TH GRADE FEMALE	11	1	9.1	47	0	0	23	0	0	1,379	25	1.8	112	4	3.6	1,572	30	1.9
10TH GRADE TOTAL	20	1	5	96	1	1	49	0	0	2,714	52	1.9	206	7	3.4	3,085	61	2
11TH GRADE MALE	9	0	0	52	1	1.9	24	2	8.3	1,351	35	2.6	100	6	6	1,536	44	2.9
11TH GRADE FEMALE	6	0	0	58	0	0	21	1	4.8	1,137	23	2	78	3	3.8	1,300	27	2.1
11TH GRADE TOTAL	15	0	0	110	1	0.9	45	3	6.7	2,488	58	2.3	178	9	5.1	2,836	71	2.5
12TH GRADE MALE	9	0	0	45	4	8.9	20	1	5	1,030	48	4.7	51	5	9.8	1,155	58	5
12TH GRADE FEMALE	4	1	25	36	1	2.8	22	0	0	1,080	27	2.5	64	5	7.8	1,206	34	2.8
12TH GRADE TOTAL	13	1	7.7	81	5	6.2	42	1	2.4	2,110	75	3.6	115	10	8.7	2,361	92	3.9
DISTRICT TOTAL MALE	54	0	0	329	7	2.1	187	3	1.6	8,335	162	1.9	605	20	3.3	9,510	192	2
DISTRICT TOTAL FEMALE	62	2	3.2	302	3	1	169	1	0.6	8,116	129	1.6	660	19	2.9	9,309	154	1.7


2/5/2006 COLORADO DEPARTMENT OF EDUCATION PAGE : 1
 2003-2004 STATE DROPOUT COUNTS BY DISTRICT

	AMERICAN INDIAN OR ALASKAN NATIVE	AMERICAN INDIAN OR ALASKAN NATIVE	AMERICAN INDIAN OR ALASKAN NATIVE	ASIAN PACIFIC ISLANDER	ASIAN PACIFIC ISLANDER	ASIAN PACIFIC ISLANDER	BLACK NOT OF HISPANIC ORIGIN	BLACK NOT OF HISPANIC ORIGIN	BLACK NOT OF HISPANIC ORIGIN	WHITE NOT OF HISPANIC ORIGIN	WHITE NOT OF HISPANIC ORIGIN	WHITE NOT OF HISPANIC ORIGIN	HISPANIC PUPIL COUNT	HISPANIC DROPOUTS	HISPANIC DROPOUT RATE	TOTALS PUPIL COUNT	TOTALS DROPOUTS	TOTALS DROPOUT RATE	
DISTRICT TOTAL	116	2	1.7	631	10	1.6	356	4	1.1	16,451	291	1.8	1,265	39	3.1	18,819	346	1.8	
DISTRICT TOTALS (ALTERNATIVE SCHOOLS ONLY)																			
9TH GRADE MALE	0	0	0	0	0	0	0	0	0	10	2	20	0	0	0	10	2	20	
9TH GRADE FEMALE	0	0	0	1	0	0	0	0	0	4	1	25	0	0	0	5	1	20	
9TH GRADE TOTAL	0	0	0	1	0	0	0	0	0	14	3	21.4	0	0	0	15	3	20	
10TH GRADE MALE	0	0	0	0	0	0	0	0	0	31	3	9.7	2	0	0	33	3	9.1	
10TH GRADE FEMALE	0	0	0	0	0	0	0	0	0	18	5	27.8	1	1	100	19	6	31.6	
10TH GRADE TOTAL	0	0	0	0	0	0	0	0	0	49	8	16.3	3	1	33.3	52	9	17.3	
11TH GRADE MALE	0	0	0	3	0	0	1	0	0	49	3	6.1	8	1	12.5	61	4	6.6	
11TH GRADE FEMALE	1	0	0	2	1	50	0	0	0	42	6	14.3	3	0	0	48	7	14.6	
11TH GRADE TOTAL	1	0	0	5	1	20	1	0	0	91	9	9.9	11	1	9.1	109	11	10.1	
12TH GRADE MALE	0	0	0	0	0	0	3	1	33.3	88	12	13.6	6	0	0	97	13	13.4	
12TH GRADE FEMALE	1	1	100	0	0	0	0	0	0	54	2	3.7	6	1	16.7	61	4	6.6	
12TH GRADE TOTAL	1	1	100	0	0	0	3	1	33.3	142	14	9.9	12	1	8.3	158	17	10.8	
DISTRICT TOTAL MALE	0	0	0	3	0	0	4	1	25	178	20	11.2	16	1	6.3	201	22	10.9	
DISTRICT TOTAL FEMALE	2	1	50	3	1	33.3	0	0	0	118	14	11.9	10	2	20	133	18	13.5	
DISTRICT TOTAL	2	1	50	6	1	16.7	4	1	25	296	34	11.5	26	3	11.5	334	40	12	
COUNTY :	19 EAGLE																		
DISTRICT:	0910 EAGLE COUNTY RE 50																		
DISTRICT TOTALS (INCLUDING ALTERNATIVE SCHOOLS)																			
7TH GRADE MALE	2	0	0	1	0	0	0	0	0	117	0	0	79	1	1.3	199	1	0.5	
7TH GRADE FEMALE	2	0	0	3	0	0	1	0	0	115	0	0	78	1	1.3	199	1	0.5	
7TH GRADE TOTAL	4	0	0	4	0	0	1	0	0	232	0	0	157	2	1.3	398	2	0.5	
8TH GRADE MALE	0	0	0	4	0	0	2	0	0	120	0	0	90	0	0	216	0	0	
8TH GRADE FEMALE	0	0	0	0	0	0	1	0	0	144	0	0	66	0	0	211	0	0	
8TH GRADE TOTAL	0	0	0	4	0	0	3	0	0	264	0	0	156	0	0	427	0	0	
9TH GRADE MALE	0	0	0	5	0	0	0	0	0	133	0	0	83	5	6	221	5	2.3	
9TH GRADE FEMALE	2	0	0	0	0	0	4	0	0	142	1	0.7	92	5	5.4	240	6	2.5	
9TH GRADE TOTAL	2	0	0	5	0	0	4	0	0	275	1	0.4	175	10	5.7	461	11	2.4	
10TH GRADE MALE	0	0	0	1	0	0	1	0	0	113	2	1.8	83	6	7.2	198	8	4	
10TH GRADE FEMALE	2	0	0	2	0	0	0	0	0	116	4	3.4	79	3	3.8	199	7	3.5	
10TH GRADE TOTAL	2	0	0	3	0	0	1	0	0	229	6	2.6	162	9	5.6	397	15	3.8	
11TH GRADE MALE	1	0	0	4	0	0	0	0	0	124	4	3.2	86	5	5.8	215	9	4.2	
11TH GRADE FEMALE	0	0	0	1	0	0	1	0	0	110	0	0	49	4	8.2	161	4	2.5	
11TH GRADE TOTAL	1	0	0	5	0	0	1	0	0	234	4	1.7	135	9	6.7	376	13	3.5	
12TH GRADE MALE	0	0	0	0	0	0	1	0	0	105	2	1.9	50	1	2	156	3	1.9	
12TH GRADE FEMALE	1	1	100	0	0	0	1	0	0	97	1	1	57	2	3.5	156	4	2.6	
12TH GRADE TOTAL	1	1	100	0	0	0	2	0	0	202	3	1.5	107	3	2.8	312	7	2.2	
DISTRICT TOTAL MALE	3	0	0	15	0	0	4	0	0	712	8	1.1	471	18	3.8	1,205	26	2.2	
DISTRICT TOTAL FEMALE	7	1	14.3	6	0	0	8	0	0	724	6	0.8	421	15	3.6	1,166	22	1.9	
DISTRICT TOTAL	10	1	10	21	0	0	12	0	0	1,436	14	1	892	33	3.7	2,371	48	2	
DISTRICT TOTALS (EXCLUDING ALTERNATIVE SCHOOLS)																			
7TH GRADE MALE	2	0	0	1	0	0	0	0	0	117	0	0	79	1	1.3	199	1	0.5	
7TH GRADE FEMALE	2	0	0	3	0	0	1	0	0	115	0	0	78	1	1.3	199	1	0.5	
7TH GRADE TOTAL	4	0	0	4	0	0	1	0	0	232	0	0	157	2	1.3	398	2	0.5	
8TH GRADE MALE	0	0	0	4	0	0	2	0	0	120	0	0	90	0	0	216	0	0	
8TH GRADE FEMALE	0	0	0	0	0	0	1	0	0	144	0	0	66	0	0	211	0	0	
8TH GRADE TOTAL	0	0	0	4	0	0	3	0	0	264	0	0	156	0	0	427	0	0	
9TH GRADE MALE	0	0	0	4	0	0	0	0	0	132	0	0	83	5	6	219	5	2.3	



2/5/2006 COLORADO DEPARTMENT OF EDUCATION PAGE : 1
 2003-2004 STATE DROPOUT COUNTS BY DISTRICT

	AMERICAN INDIAN OR ALASKAN NATIVE	AMERICAN INDIAN OR ALASKAN NATIVE	AMERICAN INDIAN OR ALASKAN NATIVE	ASIAN PACIFIC ISLANDER	ASIAN PACIFIC ISLANDER	ASIAN PACIFIC ISLANDER	BLACK NOT OF HISPANIC ORIGIN	BLACK NOT OF HISPANIC ORIGIN	BLACK NOT OF HISPANIC ORIGIN	WHITE NOT OF HISPANIC ORIGIN	WHITE NOT OF HISPANIC ORIGIN	WHITE NOT OF HISPANIC ORIGIN	HISPANIC PUPIL COUNT	HISPANIC DROPOUTS	HISPANIC DROPOUT RATE	TOTALS PUPIL COUNT	TOTALS DROPOUTS	TOTALS DROPOUT RATE	
9TH GRADE FEMALE	2	0	0	0	0	0	4	0	0	140	1	0.7	92	5	5.4	238	6	2.5	
9TH GRADE TOTAL	2	0	0	4	0	0	4	0	0	272	1	0.4	175	10	5.7	457	11	2.4	
10TH GRADE MALE	0	0	0	1	0	0	1	0	0	111	2	1.8	79	5	6.3	192	7	3.6	
10TH GRADE FEMALE	2	0	0	2	0	0	0	0	0	110	3	2.7	77	3	3.9	191	6	3.1	
10TH GRADE TOTAL	2	0	0	3	0	0	1	0	0	221	5	2.3	156	8	5.1	383	13	3.4	
11TH GRADE MALE	1	0	0	4	0	0	0	0	0	114	2	1.8	72	4	5.6	191	6	3.1	
11TH GRADE FEMALE	0	0	0	1	0	0	1	0	0	104	0	0	43	3	7	149	3	2	
11TH GRADE TOTAL	1	0	0	5	0	0	1	0	0	218	2	0.9	115	7	6.1	340	9	2.6	
12TH GRADE MALE	0	0	0	0	0	0	1	0	0	96	1	1	38	0	0	135	1	0.7	
12TH GRADE FEMALE	1	1	100	0	0	0	1	0	0	89	0	0	53	1	1.9	144	2	1.4	
12TH GRADE TOTAL	1	1	100	0	0	0	2	0	0	185	1	0.5	91	1	1.1	279	3	1.1	
DISTRICT TOTAL MALE	3	0	0	14	0	0	4	0	0	690	5	0.7	441	15	3.4	1,152	20	1.7	
DISTRICT TOTAL FEMALE	7	1	14.3	6	0	0	8	0	0	702	4	0.6	409	13	3.2	1,132	18	1.6	
DISTRICT TOTAL	10	1	10	20	0	0	12	0	0	1,392	9	0.6	850	28	3.3	2,284	38	1.7	
DISTRICT TOTALS (ALTERNATIVE SCHOOLS ONLY)																			
9TH GRADE MALE	0	0	0	1	0	0	0	0	0	1	0	0	0	0	0	2	0	0	
9TH GRADE FEMALE	0	0	0	0	0	0	0	0	0	2	0	0	0	0	0	2	0	0	
9TH GRADE TOTAL	0	0	0	1	0	0	0	0	0	3	0	0	0	0	0	4	0	0	
10TH GRADE MALE	0	0	0	0	0	0	0	0	0	2	0	0	4	1	25	6	1	16.7	
10TH GRADE FEMALE	0	0	0	0	0	0	0	0	0	6	1	16.7	2	0	0	8	1	12.5	
10TH GRADE TOTAL	0	0	0	0	0	0	0	0	0	8	1	12.5	6	1	16.7	14	2	14.3	
11TH GRADE MALE	0	0	0	0	0	0	0	0	0	10	2	20	14	1	7.1	24	3	12.5	
11TH GRADE FEMALE	0	0	0	0	0	0	0	0	0	6	0	0	6	1	16.7	12	1	8.3	
11TH GRADE TOTAL	0	0	0	0	0	0	0	0	0	16	2	12.5	20	2	10	36	4	11.1	
12TH GRADE MALE	0	0	0	0	0	0	0	0	0	9	1	11.1	12	1	8.3	21	2	9.5	
12TH GRADE FEMALE	0	0	0	0	0	0	0	0	0	8	1	12.5	4	1	25	12	2	16.7	
12TH GRADE TOTAL	0	0	0	0	0	0	0	0	0	17	2	11.8	16	2	12.5	33	4	12.1	
DISTRICT TOTAL MALE	0	0	0	1	0	0	0	0	0	22	3	13.6	30	3	10	53	6	11.3	
DISTRICT TOTAL FEMALE	0	0	0	0	0	0	0	0	0	22	2	9.1	12	2	16.7	34	4	11.8	
DISTRICT TOTAL	0	0	0	1	0	0	0	0	0	44	5	11.4	42	5	11.9	87	10	11.5	
COUNTY :	20 ELBERT																		
DISTRICT:	0920 ELIZABETH C-1																		
DISTRICT TOTALS (INCLUDING ALTERNATIVE SCHOOLS)																			
7TH GRADE MALE	0	0	0	0	0	0	1	0	0	118	0	0	7	0	0	126	0	0	
7TH GRADE FEMALE	1	0	0	2	0	0	4	0	0	111	1	0.9	7	0	0	125	1	0.8	
7TH GRADE TOTAL	1	0	0	2	0	0	5	0	0	229	1	0.4	14	0	0	251	1	0.4	
8TH GRADE MALE	3	0	0	1	0	0	1	0	0	129	0	0	7	0	0	141	0	0	
8TH GRADE FEMALE	0	0	0	3	0	0	4	0	0	114	0	0	13	0	0	134	0	0	
8TH GRADE TOTAL	3	0	0	4	0	0	5	0	0	243	0	0	20	0	0	275	0	0	
9TH GRADE MALE	2	0	0	1	0	0	3	0	0	144	9	6.3	4	0	0	154	9	5.8	
9TH GRADE FEMALE	0	0	0	3	0	0	1	0	0	135	0	0	7	0	0	146	0	0	
9TH GRADE TOTAL	2	0	0	4	0	0	4	0	0	279	9	3.2	11	0	0	300	9	3	
10TH GRADE MALE	2	0	0	0	0	0	1	0	0	126	3	2.4	4	0	0	133	3	2.3	
10TH GRADE FEMALE	0	0	0	1	0	0	0	0	0	111	5	4.5	9	1	11.1	121	6	5	
10TH GRADE TOTAL	2	0	0	1	0	0	1	0	0	237	8	3.4	13	1	7.7	254	9	3.5	
11TH GRADE MALE	1	0	0	2	0	0	1	0	0	96	7	7.3	4	1	25	104	8	7.7	
11TH GRADE FEMALE	1	0	0	1	0	0	2	0	0	113	5	4.4	2	0	0	119	5	4.2	
11TH GRADE TOTAL	2	0	0	3	0	0	3	0	0	209	12	5.7	6	1	16.7	223	13	5.8	
12TH GRADE MALE	2	0	0	1	1	100	1	1	100	114	7	6.1	3	0	0	121	9	7.4	



2/5/2006 COLORADO DEPARTMENT OF EDUCATION PAGE : 1
 2003-2004 STATE DROPOUT COUNTS BY DISTRICT

	AMERICAN INDIAN OR ALASKAN NATIVE	AMERICAN INDIAN OR ALASKAN NATIVE	AMERICAN INDIAN OR ALASKAN NATIVE	ASIAN PACIFIC ISLANDER	ASIAN PACIFIC ISLANDER	ASIAN PACIFIC ISLANDER	BLACK NOT OF HISPANIC ORIGIN	BLACK NOT OF HISPANIC ORIGIN	BLACK NOT OF HISPANIC ORIGIN	WHITE NOT OF HISPANIC ORIGIN	WHITE NOT OF HISPANIC ORIGIN	WHITE NOT OF HISPANIC ORIGIN	HISPANIC PUPIL COUNT	HISPANIC DROPOUTS	HISPANIC DROPOUT RATE	TOTALS PUPIL COUNT	TOTALS DROPOUTS	TOTALS DROPOUT RATE	
12TH GRADE FEMALE	1	0	0	0	0	0	0	0	0	98	1	1	3	0	0	102	1	1	
12TH GRADE TOTAL	3	0	0	1	1	100	1	1	100	212	8	3.8	6	0	0	223	10	4.5	
DISTRICT TOTAL MALE	10	0	0	5	1	20	8	1	12.5	727	26	3.6	29	1	3.4	779	29	3.7	
DISTRICT TOTAL FEMALE	3	0	0	10	0	0	11	0	0	682	12	1.8	41	1	2.4	747	13	1.7	
DISTRICT TOTAL	13	0	0	15	1	6.7	19	1	5.3	1,409	38	2.7	70	2	2.9	1,526	42	2.8	
DISTRICT TOTALS (EXCLUDING ALTERNATIVE SCHOOLS)																			
7TH GRADE MALE	0	0	0	0	0	0	1	0	0	118	0	0	7	0	0	126	0	0	
7TH GRADE FEMALE	1	0	0	2	0	0	4	0	0	111	1	0.9	7	0	0	125	1	0.8	
7TH GRADE TOTAL	1	0	0	2	0	0	5	0	0	229	1	0.4	14	0	0	251	1	0.4	
8TH GRADE MALE	3	0	0	1	0	0	1	0	0	129	0	0	7	0	0	141	0	0	
8TH GRADE FEMALE	0	0	0	3	0	0	4	0	0	114	0	0	13	0	0	134	0	0	
8TH GRADE TOTAL	3	0	0	4	0	0	5	0	0	243	0	0	20	0	0	275	0	0	
9TH GRADE MALE	2	0	0	1	0	0	3	0	0	144	9	6.3	4	0	0	154	9	5.8	
9TH GRADE FEMALE	0	0	0	3	0	0	1	0	0	135	0	0	7	0	0	146	0	0	
9TH GRADE TOTAL	2	0	0	4	0	0	4	0	0	279	9	3.2	11	0	0	300	9	3	
10TH GRADE MALE	2	0	0	0	0	0	1	0	0	126	3	2.4	4	0	0	133	3	2.3	
10TH GRADE FEMALE	0	0	0	1	0	0	0	0	0	111	5	4.5	9	1	11.1	121	6	5	
10TH GRADE TOTAL	2	0	0	1	0	0	1	0	0	237	8	3.4	13	1	7.7	254	9	3.5	
11TH GRADE MALE	1	0	0	2	0	0	1	0	0	96	7	7.3	4	1	25	104	8	7.7	
11TH GRADE FEMALE	1	0	0	1	0	0	2	0	0	113	5	4.4	2	0	0	119	5	4.2	
11TH GRADE TOTAL	2	0	0	3	0	0	3	0	0	209	12	5.7	6	1	16.7	223	13	5.8	
12TH GRADE MALE	2	0	0	1	1	100	1	1	100	114	7	6.1	3	0	0	121	9	7.4	
12TH GRADE FEMALE	1	0	0	0	0	0	0	0	0	98	1	1	3	0	0	102	1	1	
12TH GRADE TOTAL	3	0	0	1	1	100	1	1	100	212	8	3.8	6	0	0	223	10	4.5	
DISTRICT TOTAL MALE	10	0	0	5	1	20	8	1	12.5	727	26	3.6	29	1	3.4	779	29	3.7	
DISTRICT TOTAL FEMALE	3	0	0	10	0	0	11	0	0	682	12	1.8	41	1	2.4	747	13	1.7	
DISTRICT TOTAL	13	0	0	15	1	6.7	19	1	5.3	1,409	38	2.7	70	2	2.9	1,526	42	2.8	
DISTRICT TOTALS (ALTERNATIVE SCHOOLS ONLY)																			
DISTRICT TOTAL MALE	0	0	0	0	0	0	0	0	0	0	0	0	0	0	0	0	0	0	
DISTRICT TOTAL FEMALE	0	0	0	0	0	0	0	0	0	0	0	0	0	0	0	0	0	0	
DISTRICT TOTAL	0	0	0	0	0	0	0	0	0	0	0	0	0	0	0	0	0	0	
DISTRICT: 0930 KIOWA C-2																			
DISTRICT TOTALS (INCLUDING ALTERNATIVE SCHOOLS)																			
7TH GRADE MALE	1	0	0	0	0	0	1	0	0	22	0	0	1	0	0	25	0	0	
7TH GRADE FEMALE	0	0	0	0	0	0	0	0	0	8	0	0	2	0	0	10	0	0	
7TH GRADE TOTAL	1	0	0	0	0	0	1	0	0	30	0	0	3	0	0	35	0	0	
8TH GRADE MALE	0	0	0	1	0	0	0	0	0	18	0	0	0	0	0	19	0	0	
8TH GRADE FEMALE	0	0	0	0	0	0	0	0	0	30	0	0	0	0	0	30	0	0	
8TH GRADE TOTAL	0	0	0	1	0	0	0	0	0	48	0	0	0	0	0	49	0	0	
9TH GRADE MALE	1	0	0	0	0	0	1	0	0	25	0	0	0	0	0	27	0	0	
9TH GRADE FEMALE	0	0	0	1	0	0	1	0	0	21	0	0	3	0	0	26	0	0	
9TH GRADE TOTAL	1	0	0	1	0	0	2	0	0	46	0	0	3	0	0	53	0	0	
10TH GRADE MALE	0	0	0	0	0	0	0	0	0	10	0	0	3	0	0	13	0	0	
10TH GRADE FEMALE	0	0	0	0	0	0	0	0	0	26	0	0	0	0	0	26	0	0	
10TH GRADE TOTAL	0	0	0	0	0	0	0	0	0	36	0	0	3	0	0	39	0	0	
11TH GRADE MALE	0	0	0	0	0	0	0	0	0	13	1	7.7	0	0	0	13	1	7.7	
11TH GRADE FEMALE	0	0	0	0	0	0	1	0	0	19	0	0	0	0	0	20	0	0	
11TH GRADE TOTAL	0	0	0	0	0	0	1	0	0	32	1	3.1	0	0	0	33	1	3	
12TH GRADE MALE	0	0	0	1	0	0	0	0	0	16	2	12.5	1	0	0	18	2	11.1	

2/5/2006 COLORADO DEPARTMENT OF EDUCATION PAGE : 1
 2003-2004 STATE DROPOUT COUNTS BY DISTRICT


	AMERICAN INDIAN OR ALASKAN NATIVE	AMERICAN INDIAN OR ALASKAN NATIVE	AMERICAN INDIAN OR ALASKAN NATIVE	ASIAN PACIFIC ISLANDER	ASIAN PACIFIC ISLANDER	ASIAN PACIFIC ISLANDER	BLACK NOT OF HISPANIC ORIGIN	BLACK NOT OF HISPANIC ORIGIN	BLACK NOT OF HISPANIC ORIGIN	WHITE NOT OF HISPANIC ORIGIN	WHITE NOT OF HISPANIC ORIGIN	WHITE NOT OF HISPANIC ORIGIN	HISPANIC PUPIL COUNT	HISPANIC DROPOUTS	HISPANIC DROPOUT RATE	TOTALS PUPIL COUNT	TOTALS DROPOUTS	TOTALS DROPOUT RATE	
12TH GRADE FEMALE	0	0	0	1	0	0	1	0	0	19	0	0	1	0	0	22	0	0	
12TH GRADE TOTAL	0	0	0	2	0	0	1	0	0	35	2	5.7	2	0	0	40	2	5	
DISTRICT TOTAL MALE	2	0	0	2	0	0	2	0	0	104	3	2.9	5	0	0	115	3	2.6	
DISTRICT TOTAL FEMALE	0	0	0	2	0	0	3	0	0	123	0	0	6	0	0	134	0	0	
DISTRICT TOTAL	2	0	0	4	0	0	5	0	0	227	3	1.3	11	0	0	249	3	1.2	
DISTRICT TOTALS (EXCLUDING ALTERNATIVE SCHOOLS)																			
7TH GRADE MALE	1	0	0	0	0	0	1	0	0	22	0	0	1	0	0	25	0	0	
7TH GRADE FEMALE	0	0	0	0	0	0	0	0	0	8	0	0	2	0	0	10	0	0	
7TH GRADE TOTAL	1	0	0	0	0	0	1	0	0	30	0	0	3	0	0	35	0	0	
8TH GRADE MALE	0	0	0	1	0	0	0	0	0	18	0	0	0	0	0	19	0	0	
8TH GRADE FEMALE	0	0	0	0	0	0	0	0	0	30	0	0	0	0	0	30	0	0	
8TH GRADE TOTAL	0	0	0	1	0	0	0	0	0	48	0	0	0	0	0	49	0	0	
9TH GRADE MALE	1	0	0	0	0	0	1	0	0	25	0	0	0	0	0	27	0	0	
9TH GRADE FEMALE	0	0	0	1	0	0	1	0	0	21	0	0	3	0	0	26	0	0	
9TH GRADE TOTAL	1	0	0	1	0	0	2	0	0	46	0	0	3	0	0	53	0	0	
10TH GRADE MALE	0	0	0	0	0	0	0	0	0	10	0	0	3	0	0	13	0	0	
10TH GRADE FEMALE	0	0	0	0	0	0	0	0	0	26	0	0	0	0	0	26	0	0	
10TH GRADE TOTAL	0	0	0	0	0	0	0	0	0	36	0	0	3	0	0	39	0	0	
11TH GRADE MALE	0	0	0	0	0	0	0	0	0	13	1	7.7	0	0	0	13	1	7.7	
11TH GRADE FEMALE	0	0	0	0	0	0	1	0	0	19	0	0	0	0	0	20	0	0	
11TH GRADE TOTAL	0	0	0	0	0	0	1	0	0	32	1	3.1	0	0	0	33	1	3	
12TH GRADE MALE	0	0	0	1	0	0	0	0	0	16	2	12.5	1	0	0	18	2	11.1	
12TH GRADE FEMALE	0	0	0	1	0	0	1	0	0	19	0	0	1	0	0	22	0	0	
12TH GRADE TOTAL	0	0	0	2	0	0	1	0	0	35	2	5.7	2	0	0	40	2	5	
DISTRICT TOTAL MALE	2	0	0	2	0	0	2	0	0	104	3	2.9	5	0	0	115	3	2.6	
DISTRICT TOTAL FEMALE	0	0	0	2	0	0	3	0	0	123	0	0	6	0	0	134	0	0	
DISTRICT TOTAL	2	0	0	4	0	0	5	0	0	227	3	1.3	11	0	0	249	3	1.2	
DISTRICT TOTALS (ALTERNATIVE SCHOOLS ONLY)																			
DISTRICT TOTAL MALE	0	0	0	0	0	0	0	0	0	0	0	0	0	0	0	0	0	0	
DISTRICT TOTAL FEMALE	0	0	0	0	0	0	0	0	0	0	0	0	0	0	0	0	0	0	
DISTRICT TOTAL	0	0	0	0	0	0	0	0	0	0	0	0	0	0	0	0	0	0	
DISTRICT: 0940 BIG SANDY 100J																			
DISTRICT TOTALS (INCLUDING ALTERNATIVE SCHOOLS)																			
7TH GRADE MALE	0	0	0	0	0	0	0	0	0	10	0	0	2	0	0	12	0	0	
7TH GRADE FEMALE	0	0	0	0	0	0	0	0	0	17	0	0	0	0	0	17	0	0	
7TH GRADE TOTAL	0	0	0	0	0	0	0	0	0	27	0	0	2	0	0	29	0	0	
8TH GRADE MALE	0	0	0	0	0	0	0	0	0	20	0	0	2	0	0	22	0	0	
8TH GRADE FEMALE	1	0	0	0	0	0	0	0	0	20	0	0	3	0	0	24	0	0	
8TH GRADE TOTAL	1	0	0	0	0	0	0	0	0	40	0	0	5	0	0	46	0	0	
9TH GRADE MALE	0	0	0	0	0	0	0	0	0	11	1	9.1	2	0	0	13	1	7.7	
9TH GRADE FEMALE	0	0	0	0	0	0	0	0	0	10	0	0	0	0	0	10	0	0	
9TH GRADE TOTAL	0	0	0	0	0	0	0	0	0	21	1	4.8	2	0	0	23	1	4.3	
10TH GRADE MALE	1	0	0	0	0	0	0	0	0	18	0	0	0	0	0	19	0	0	
10TH GRADE FEMALE	0	0	0	1	0	0	0	0	0	18	0	0	3	0	0	22	0	0	
10TH GRADE TOTAL	1	0	0	1	0	0	0	0	0	36	0	0	3	0	0	41	0	0	
11TH GRADE MALE	0	0	0	0	0	0	0	0	0	20	0	0	1	1	100	21	1	4.8	
11TH GRADE FEMALE	0	0	0	1	0	0	0	0	0	17	0	0	0	0	0	18	0	0	
11TH GRADE TOTAL	0	0	0	1	0	0	0	0	0	37	0	0	1	1	100	39	1	2.6	
12TH GRADE MALE	0	0	0	1	0	0	0	0	0	13	0	0	0	0	0	14	0	0	

2/5/2006 COLORADO DEPARTMENT OF EDUCATION PAGE : 1
 2003-2004 STATE DROPOUT COUNTS BY DISTRICT

	AMERICAN INDIAN OR ALASKAN NATIVE	AMERICAN INDIAN OR ALASKAN NATIVE	AMERICAN INDIAN OR ALASKAN NATIVE	ASIAN PACIFIC ISLANDER	ASIAN PACIFIC ISLANDER	ASIAN PACIFIC ISLANDER	BLACK NOT OF HISPANIC ORIGIN	BLACK NOT OF HISPANIC ORIGIN	BLACK NOT OF HISPANIC ORIGIN	WHITE NOT OF HISPANIC ORIGIN	WHITE NOT OF HISPANIC ORIGIN	WHITE NOT OF HISPANIC ORIGIN	HISPANIC PUPIL COUNT	HISPANIC DROPOUTS	HISPANIC DROPOUT RATE	TOTALS PUPIL COUNT	TOTALS DROPOUTS	TOTALS DROPOUT RATE	
12TH GRADE FEMALE	0	0	0	0	0	0	0	0	0	20	0	0	2	0	0	22	0	0	
12TH GRADE TOTAL	0	0	0	1	0	0	0	0	0	33	0	0	2	0	0	36	0	0	
DISTRICT TOTAL MALE	1	0	0	1	0	0	0	0	0	92	1	1.1	7	1	14.3	101	2	2	
DISTRICT TOTAL FEMALE	1	0	0	2	0	0	0	0	0	102	0	0	8	0	0	113	0	0	
DISTRICT TOTAL	2	0	0	3	0	0	0	0	0	194	1	0.5	15	1	6.7	214	2	0.9	
DISTRICT TOTALS (EXCLUDING ALTERNATIVE SCHOOLS)																			
7TH GRADE MALE	0	0	0	0	0	0	0	0	0	10	0	0	2	0	0	12	0	0	
7TH GRADE FEMALE	0	0	0	0	0	0	0	0	0	17	0	0	0	0	0	17	0	0	
7TH GRADE TOTAL	0	0	0	0	0	0	0	0	0	27	0	0	2	0	0	29	0	0	
8TH GRADE MALE	0	0	0	0	0	0	0	0	0	20	0	0	2	0	0	22	0	0	
8TH GRADE FEMALE	1	0	0	0	0	0	0	0	0	20	0	0	3	0	0	24	0	0	
8TH GRADE TOTAL	1	0	0	0	0	0	0	0	0	40	0	0	5	0	0	46	0	0	
9TH GRADE MALE	0	0	0	0	0	0	0	0	0	11	1	9.1	2	0	0	13	1	7.7	
9TH GRADE FEMALE	0	0	0	0	0	0	0	0	0	10	0	0	0	0	0	10	0	0	
9TH GRADE TOTAL	0	0	0	0	0	0	0	0	0	21	1	4.8	2	0	0	23	1	4.3	
10TH GRADE MALE	1	0	0	0	0	0	0	0	0	18	0	0	0	0	0	19	0	0	
10TH GRADE FEMALE	0	0	0	1	0	0	0	0	0	18	0	0	3	0	0	22	0	0	
10TH GRADE TOTAL	1	0	0	1	0	0	0	0	0	36	0	0	3	0	0	41	0	0	
11TH GRADE MALE	0	0	0	0	0	0	0	0	0	20	0	0	1	1	100	21	1	4.8	
11TH GRADE FEMALE	0	0	0	1	0	0	0	0	0	17	0	0	0	0	0	18	0	0	
11TH GRADE TOTAL	0	0	0	1	0	0	0	0	0	37	0	0	1	1	100	39	1	2.6	
12TH GRADE MALE	0	0	0	1	0	0	0	0	0	13	0	0	0	0	0	14	0	0	
12TH GRADE FEMALE	0	0	0	0	0	0	0	0	0	20	0	0	2	0	0	22	0	0	
12TH GRADE TOTAL	0	0	0	1	0	0	0	0	0	33	0	0	2	0	0	36	0	0	
DISTRICT TOTAL MALE	1	0	0	1	0	0	0	0	0	92	1	1.1	7	1	14.3	101	2	2	
DISTRICT TOTAL FEMALE	1	0	0	2	0	0	0	0	0	102	0	0	8	0	0	113	0	0	
DISTRICT TOTAL	2	0	0	3	0	0	0	0	0	194	1	0.5	15	1	6.7	214	2	0.9	
DISTRICT TOTALS (ALTERNATIVE SCHOOLS ONLY)																			
DISTRICT TOTAL MALE	0	0	0	0	0	0	0	0	0	0	0	0	0	0	0	0	0	0	
DISTRICT TOTAL FEMALE	0	0	0	0	0	0	0	0	0	0	0	0	0	0	0	0	0	0	
DISTRICT TOTAL	0	0	0	0	0	0	0	0	0	0	0	0	0	0	0	0	0	0	
DISTRICT: 0950 ELBERT 200																			
DISTRICT TOTALS (INCLUDING ALTERNATIVE SCHOOLS)																			
7TH GRADE MALE	0	0	0	0	0	0	0	0	0	8	0	0	1	0	0	9	0	0	
7TH GRADE FEMALE	0	0	0	0	0	0	0	0	0	13	0	0	0	0	0	13	0	0	
7TH GRADE TOTAL	0	0	0	0	0	0	0	0	0	21	0	0	1	0	0	22	0	0	
8TH GRADE MALE	0	0	0	0	0	0	0	0	0	11	0	0	1	0	0	12	0	0	
8TH GRADE FEMALE	0	0	0	0	0	0	0	0	0	18	0	0	1	0	0	19	0	0	
8TH GRADE TOTAL	0	0	0	0	0	0	0	0	0	29	0	0	2	0	0	31	0	0	
9TH GRADE MALE	0	0	0	0	0	0	0	0	0	15	0	0	0	0	0	15	0	0	
9TH GRADE FEMALE	0	0	0	0	0	0	0	0	0	14	0	0	0	0	0	14	0	0	
9TH GRADE TOTAL	0	0	0	0	0	0	0	0	0	29	0	0	0	0	0	29	0	0	
10TH GRADE MALE	0	0	0	0	0	0	1	0	0	14	0	0	1	0	0	16	0	0	
10TH GRADE FEMALE	0	0	0	0	0	0	0	0	0	12	0	0	0	0	0	12	0	0	
10TH GRADE TOTAL	0	0	0	0	0	0	1	0	0	26	0	0	1	0	0	28	0	0	
11TH GRADE MALE	1	0	0	0	0	0	0	0	0	11	0	0	0	0	0	12	0	0	
11TH GRADE FEMALE	0	0	0	1	0	0	0	0	0	10	0	0	0	0	0	11	0	0	
11TH GRADE TOTAL	1	0	0	1	0	0	0	0	0	21	0	0	0	0	0	23	0	0	
12TH GRADE MALE	0	0	0	0	0	0	0	0	0	5	1	20	1	0	0	6	1	16.7	

2/5/2006 COLORADO DEPARTMENT OF EDUCATION PAGE : 1
 2003-2004 STATE DROPOUT COUNTS BY DISTRICT

	AMERICAN INDIAN OR ALASKAN NATIVE	AMERICAN INDIAN OR ALASKAN NATIVE	AMERICAN INDIAN OR ALASKAN NATIVE	ASIAN PACIFIC ISLANDER	ASIAN PACIFIC ISLANDER	ASIAN PACIFIC ISLANDER	BLACK NOT OF HISPANIC ORIGIN	BLACK NOT OF HISPANIC ORIGIN	BLACK NOT OF HISPANIC ORIGIN	WHITE NOT OF HISPANIC ORIGIN	WHITE NOT OF HISPANIC ORIGIN	WHITE NOT OF HISPANIC ORIGIN	HISPANIC PUPIL COUNT	HISPANIC DROPOUTS	HISPANIC DROPOUT RATE	TOTALS PUPIL COUNT	TOTALS DROPOUTS	TOTALS DROPOUT RATE	
12TH GRADE FEMALE	0	0	0	0	0	0	0	0	0	8	0	0	0	0	0	8	0	0	
12TH GRADE TOTAL	0	0	0	0	0	0	0	0	0	13	1	7.7	1	0	0	14	1	7.1	
DISTRICT TOTAL MALE	1	0	0	0	0	0	1	0	0	64	1	1.6	4	0	0	70	1	1.4	
DISTRICT TOTAL FEMALE	0	0	0	1	0	0	0	0	0	75	0	0	1	0	0	77	0	0	
DISTRICT TOTAL	1	0	0	1	0	0	1	0	0	139	1	0.7	5	0	0	147	1	0.7	
DISTRICT TOTALS (EXCLUDING ALTERNATIVE SCHOOLS)																			
7TH GRADE MALE	0	0	0	0	0	0	0	0	0	8	0	0	1	0	0	9	0	0	
7TH GRADE FEMALE	0	0	0	0	0	0	0	0	0	13	0	0	0	0	0	13	0	0	
7TH GRADE TOTAL	0	0	0	0	0	0	0	0	0	21	0	0	1	0	0	22	0	0	
8TH GRADE MALE	0	0	0	0	0	0	0	0	0	11	0	0	1	0	0	12	0	0	
8TH GRADE FEMALE	0	0	0	0	0	0	0	0	0	18	0	0	1	0	0	19	0	0	
8TH GRADE TOTAL	0	0	0	0	0	0	0	0	0	29	0	0	2	0	0	31	0	0	
9TH GRADE MALE	0	0	0	0	0	0	0	0	0	15	0	0	0	0	0	15	0	0	
9TH GRADE FEMALE	0	0	0	0	0	0	0	0	0	14	0	0	0	0	0	14	0	0	
9TH GRADE TOTAL	0	0	0	0	0	0	0	0	0	29	0	0	0	0	0	29	0	0	
10TH GRADE MALE	0	0	0	0	0	0	1	0	0	14	0	0	1	0	0	16	0	0	
10TH GRADE FEMALE	0	0	0	0	0	0	0	0	0	12	0	0	0	0	0	12	0	0	
10TH GRADE TOTAL	0	0	0	0	0	0	1	0	0	26	0	0	1	0	0	28	0	0	
11TH GRADE MALE	1	0	0	0	0	0	0	0	0	11	0	0	0	0	0	12	0	0	
11TH GRADE FEMALE	0	0	0	1	0	0	0	0	0	10	0	0	0	0	0	11	0	0	
11TH GRADE TOTAL	1	0	0	1	0	0	0	0	0	21	0	0	0	0	0	23	0	0	
12TH GRADE MALE	0	0	0	0	0	0	0	0	0	5	1	20	1	0	0	6	1	16.7	
12TH GRADE FEMALE	0	0	0	0	0	0	0	0	0	8	0	0	0	0	0	8	0	0	
12TH GRADE TOTAL	0	0	0	0	0	0	0	0	0	13	1	7.7	1	0	0	14	1	7.1	
DISTRICT TOTAL MALE	1	0	0	0	0	0	0	0	0	64	1	1.6	4	0	0	70	1	1.4	
DISTRICT TOTAL FEMALE	0	0	0	1	0	0	0	0	0	75	0	0	1	0	0	77	0	0	
DISTRICT TOTAL	1	0	0	1	0	0	1	0	0	139	1	0.7	5	0	0	147	1	0.7	
DISTRICT TOTALS (ALTERNATIVE SCHOOLS ONLY)																			
DISTRICT TOTAL MALE	0	0	0	0	0	0	0	0	0	0	0	0	0	0	0	0	0	0	
DISTRICT TOTAL FEMALE	0	0	0	0	0	0	0	0	0	0	0	0	0	0	0	0	0	0	
DISTRICT TOTAL	0	0	0	0	0	0	0	0	0	0	0	0	0	0	0	0	0	0	
DISTRICT: 0960 AGATE 300																			
DISTRICT TOTALS (INCLUDING ALTERNATIVE SCHOOLS)																			
7TH GRADE MALE	0	0	0	0	0	0	0	0	0	6	0	0	1	0	0	7	0	0	
7TH GRADE FEMALE	1	0	0	0	0	0	1	0	0	4	0	0	1	0	0	7	0	0	
7TH GRADE TOTAL	1	0	0	0	0	0	1	0	0	10	0	0	2	0	0	14	0	0	
8TH GRADE MALE	1	0	0	0	0	0	0	0	0	5	0	0	0	0	0	6	0	0	
8TH GRADE FEMALE	0	0	0	0	0	0	0	0	0	6	0	0	1	0	0	7	0	0	
8TH GRADE TOTAL	1	0	0	0	0	0	0	0	0	11	0	0	1	0	0	13	0	0	
9TH GRADE MALE	0	0	0	0	0	0	0	0	0	2	0	0	0	0	0	2	0	0	
9TH GRADE FEMALE	0	0	0	0	0	0	1	0	0	7	0	0	0	0	0	8	0	0	
9TH GRADE TOTAL	0	0	0	0	0	0	1	0	0	9	0	0	0	0	0	10	0	0	
10TH GRADE MALE	0	0	0	0	0	0	0	0	0	1	0	0	0	0	0	1	0	0	
10TH GRADE FEMALE	0	0	0	0	0	0	0	0	0	7	0	0	0	0	0	7	0	0	
10TH GRADE TOTAL	0	0	0	0	0	0	0	0	0	8	0	0	0	0	0	8	0	0	
11TH GRADE MALE	0	0	0	0	0	0	0	0	0	5	0	0	0	0	0	5	0	0	
11TH GRADE FEMALE	0	0	0	0	0	0	0	0	0	3	0	0	0	0	0	3	0	0	
11TH GRADE TOTAL	0	0	0	0	0	0	0	0	0	8	0	0	0	0	0	8	0	0	
12TH GRADE MALE	0	0	0	0	0	0	0	0	0	7	0	0	1	0	0	8	0	0	



2/5/2006 COLORADO DEPARTMENT OF EDUCATION PAGE : 1
 2003-2004 STATE DROPOUT COUNTS BY DISTRICT

	AMERICAN INDIAN OR ALASKAN NATIVE	AMERICAN INDIAN OR ALASKAN NATIVE	AMERICAN INDIAN OR ALASKAN NATIVE	ASIAN PACIFIC ISLANDER	ASIAN PACIFIC ISLANDER	ASIAN PACIFIC ISLANDER	BLACK NOT OF HISPANIC ORIGIN	BLACK NOT OF HISPANIC ORIGIN	BLACK NOT OF HISPANIC ORIGIN	WHITE NOT OF HISPANIC ORIGIN	WHITE NOT OF HISPANIC ORIGIN	WHITE NOT OF HISPANIC ORIGIN	HISPANIC PUPIL COUNT	HISPANIC DROPOUTS	HISPANIC DROPOUT RATE	TOTALS PUPIL COUNT	TOTALS DROPOUTS	TOTALS DROPOUT RATE	
12TH GRADE FEMALE	0	0	0	0	0	0	0	0	0	3	0	0	0	0	0	3	0	0	
12TH GRADE TOTAL	0	0	0	0	0	0	0	0	0	10	0	0	1	0	0	11	0	0	
DISTRICT TOTAL MALE	1	0	0	0	0	0	0	0	0	26	0	0	2	0	0	29	0	0	
DISTRICT TOTAL FEMALE	1	0	0	0	0	0	2	0	0	30	0	0	2	0	0	35	0	0	
DISTRICT TOTAL	2	0	0	0	0	0	2	0	0	56	0	0	4	0	0	64	0	0	
DISTRICT TOTALS (EXCLUDING ALTERNATIVE SCHOOLS)																			
7TH GRADE MALE	0	0	0	0	0	0	0	0	0	6	0	0	1	0	0	7	0	0	
7TH GRADE FEMALE	1	0	0	0	0	0	1	0	0	4	0	0	1	0	0	7	0	0	
7TH GRADE TOTAL	1	0	0	0	0	0	1	0	0	10	0	0	2	0	0	14	0	0	
8TH GRADE MALE	1	0	0	0	0	0	0	0	0	5	0	0	0	0	0	6	0	0	
8TH GRADE FEMALE	0	0	0	0	0	0	0	0	0	6	0	0	1	0	0	7	0	0	
8TH GRADE TOTAL	1	0	0	0	0	0	0	0	0	11	0	0	1	0	0	13	0	0	
9TH GRADE MALE	0	0	0	0	0	0	0	0	0	2	0	0	0	0	0	2	0	0	
9TH GRADE FEMALE	0	0	0	0	0	0	1	0	0	7	0	0	0	0	0	8	0	0	
9TH GRADE TOTAL	0	0	0	0	0	0	1	0	0	9	0	0	0	0	0	10	0	0	
10TH GRADE MALE	0	0	0	0	0	0	0	0	0	1	0	0	0	0	0	1	0	0	
10TH GRADE FEMALE	0	0	0	0	0	0	0	0	0	7	0	0	0	0	0	7	0	0	
10TH GRADE TOTAL	0	0	0	0	0	0	0	0	0	8	0	0	0	0	0	8	0	0	
11TH GRADE MALE	0	0	0	0	0	0	0	0	0	5	0	0	0	0	0	5	0	0	
11TH GRADE FEMALE	0	0	0	0	0	0	0	0	0	3	0	0	0	0	0	3	0	0	
11TH GRADE TOTAL	0	0	0	0	0	0	0	0	0	8	0	0	0	0	0	8	0	0	
12TH GRADE MALE	0	0	0	0	0	0	0	0	0	7	0	0	1	0	0	8	0	0	
12TH GRADE FEMALE	0	0	0	0	0	0	0	0	0	3	0	0	0	0	0	3	0	0	
12TH GRADE TOTAL	0	0	0	0	0	0	0	0	0	10	0	0	1	0	0	11	0	0	
DISTRICT TOTAL MALE	1	0	0	0	0	0	0	0	0	26	0	0	2	0	0	29	0	0	
DISTRICT TOTAL FEMALE	1	0	0	0	0	0	2	0	0	30	0	0	2	0	0	35	0	0	
DISTRICT TOTAL	2	0	0	0	0	0	2	0	0	56	0	0	4	0	0	64	0	0	
DISTRICT TOTALS (ALTERNATIVE SCHOOLS ONLY)																			
DISTRICT TOTAL MALE	0	0	0	0	0	0	0	0	0	0	0	0	0	0	0	0	0	0	
DISTRICT TOTAL FEMALE	0	0	0	0	0	0	0	0	0	0	0	0	0	0	0	0	0	0	
DISTRICT TOTAL	0	0	0	0	0	0	0	0	0	0	0	0	0	0	0	0	0	0	
COUNTY :	21	EL PASO																	
DISTRICT:	0970	CALHAN RJ-1																	
DISTRICT TOTALS (INCLUDING ALTERNATIVE SCHOOLS)																			
7TH GRADE MALE	0	0	0	0	0	0	0	0	0	24	0	0	1	0	0	25	0	0	
7TH GRADE FEMALE	0	0	0	1	0	0	0	0	0	28	0	0	0	0	0	29	0	0	
7TH GRADE TOTAL	0	0	0	1	0	0	0	0	0	52	0	0	1	0	0	54	0	0	
8TH GRADE MALE	0	0	0	1	0	0	0	0	0	34	0	0	2	0	0	37	0	0	
8TH GRADE FEMALE	0	0	0	0	0	0	0	0	0	31	0	0	2	0	0	33	0	0	
8TH GRADE TOTAL	0	0	0	1	0	0	0	0	0	65	0	0	4	0	0	70	0	0	
9TH GRADE MALE	0	0	0	0	0	0	0	0	0	32	0	0	1	1	100	33	1	3	
9TH GRADE FEMALE	0	0	0	1	0	0	0	0	0	32	1	3.1	2	0	0	35	1	2.9	
9TH GRADE TOTAL	0	0	0	1	0	0	0	0	0	64	1	1.6	3	1	33.3	68	2	2.9	
10TH GRADE MALE	0	0	0	2	0	0	0	0	0	25	2	8	1	0	0	28	2	7.1	
10TH GRADE FEMALE	0	0	0	0	0	0	0	0	0	23	0	0	1	0	0	24	0	0	
10TH GRADE TOTAL	0	0	0	2	0	0	0	0	0	48	2	4.2	2	0	0	52	2	3.8	
11TH GRADE MALE	0	0	0	0	0	0	1	0	0	36	0	0	1	0	0	38	0	0	
11TH GRADE FEMALE	0	0	0	0	0	0	0	0	0	31	1	3.2	1	0	0	32	1	3.1	
11TH GRADE TOTAL	0	0	0	0	0	0	1	0	0	67	1	1.5	2	0	0	70	1	1.4	

2/5/2006 COLORADO DEPARTMENT OF EDUCATION PAGE : 1
 2003-2004 STATE DROPOUT COUNTS BY DISTRICT

	AMERICAN INDIAN OR ALASKAN NATIVE	AMERICAN INDIAN OR ALASKAN NATIVE	AMERICAN INDIAN OR ALASKAN NATIVE	ASIAN PACIFIC ISLANDER	ASIAN PACIFIC ISLANDER	ASIAN PACIFIC ISLANDER	BLACK NOT OF HISPANIC ORIGIN	BLACK NOT OF HISPANIC ORIGIN	BLACK NOT OF HISPANIC ORIGIN	WHITE NOT OF HISPANIC ORIGIN	WHITE NOT OF HISPANIC ORIGIN	WHITE NOT OF HISPANIC ORIGIN	HISPANIC PUPIL COUNT	HISPANIC DROPOUTS	HISPANIC DROPOUT RATE	TOTALS PUPIL COUNT	TOTALS DROPOUTS	TOTALS DROPOUT RATE	
12TH GRADE MALE	0	0	0	1	0	0	0	0	0	29	0	0	3	0	0	33	0	0	
12TH GRADE FEMALE	0	0	0	1	0	0	0	0	0	22	1	4.5	1	0	0	24	1	4.2	
12TH GRADE TOTAL	0	0	0	2	0	0	0	0	0	51	1	2	4	0	0	57	1	1.8	
DISTRICT TOTAL MALE	0	0	0	4	0	0	1	0	0	180	2	1.1	9	1	11.1	194	3	1.5	
DISTRICT TOTAL FEMALE	0	0	0	3	0	0	0	0	0	167	3	1.8	7	0	0	177	3	1.7	
DISTRICT TOTAL	0	0	0	7	0	0	1	0	0	347	5	1.4	16	1	6.3	371	6	1.6	
DISTRICT TOTALS (EXCLUDING ALTERNATIVE SCHOOLS)																			
7TH GRADE MALE	0	0	0	0	0	0	0	0	0	24	0	0	1	0	0	25	0	0	
7TH GRADE FEMALE	0	0	0	1	0	0	0	0	0	28	0	0	0	0	0	29	0	0	
7TH GRADE TOTAL	0	0	0	1	0	0	0	0	0	52	0	0	1	0	0	54	0	0	
8TH GRADE MALE	0	0	0	1	0	0	0	0	0	34	0	0	2	0	0	37	0	0	
8TH GRADE FEMALE	0	0	0	0	0	0	0	0	0	31	0	0	2	0	0	33	0	0	
8TH GRADE TOTAL	0	0	0	1	0	0	0	0	0	65	0	0	4	0	0	70	0	0	
9TH GRADE MALE	0	0	0	0	0	0	0	0	0	32	0	0	1	1	100	33	1	3	
9TH GRADE FEMALE	0	0	0	1	0	0	0	0	0	32	1	3.1	2	0	0	35	1	2.9	
9TH GRADE TOTAL	0	0	0	1	0	0	0	0	0	64	1	1.6	3	1	33.3	68	2	2.9	
10TH GRADE MALE	0	0	0	2	0	0	0	0	0	25	2	8	1	0	0	28	2	7.1	
10TH GRADE FEMALE	0	0	0	0	0	0	0	0	0	23	0	0	1	0	0	24	0	0	
10TH GRADE TOTAL	0	0	0	2	0	0	0	0	0	48	2	4.2	2	0	0	52	2	3.8	
11TH GRADE MALE	0	0	0	0	0	0	1	0	0	36	0	0	1	0	0	38	0	0	
11TH GRADE FEMALE	0	0	0	0	0	0	0	0	0	31	1	3.2	1	0	0	32	1	3.1	
11TH GRADE TOTAL	0	0	0	0	0	0	1	0	0	67	1	1.5	2	0	0	70	1	1.4	
12TH GRADE MALE	0	0	0	1	0	0	0	0	0	29	0	0	3	0	0	33	0	0	
12TH GRADE FEMALE	0	0	0	1	0	0	0	0	0	22	1	4.5	1	0	0	24	1	4.2	
12TH GRADE TOTAL	0	0	0	2	0	0	0	0	0	51	1	2	4	0	0	57	1	1.8	
DISTRICT TOTAL MALE	0	0	0	4	0	0	1	0	0	180	2	1.1	9	1	11.1	194	3	1.5	
DISTRICT TOTAL FEMALE	0	0	0	3	0	0	0	0	0	167	3	1.8	7	0	0	177	3	1.7	
DISTRICT TOTAL	0	0	0	7	0	0	1	0	0	347	5	1.4	16	1	6.3	371	6	1.6	
DISTRICT TOTALS (ALTERNATIVE SCHOOLS ONLY)																			
DISTRICT TOTAL MALE	0	0	0	0	0	0	0	0	0	0	0	0	0	0	0	0	0	0	
DISTRICT TOTAL FEMALE	0	0	0	0	0	0	0	0	0	0	0	0	0	0	0	0	0	0	
DISTRICT TOTAL	0	0	0	0	0	0	0	0	0	0	0	0	0	0	0	0	0	0	
DISTRICT: 0980 HARRISON 2																			
DISTRICT TOTALS (INCLUDING ALTERNATIVE SCHOOLS)																			
7TH GRADE MALE	11	0	0	16	0	0	122	0	0	174	0	0	152	0	0	475	0	0	
7TH GRADE FEMALE	14	0	0	25	0	0	115	0	0	163	0	0	134	0	0	451	0	0	
7TH GRADE TOTAL	25	0	0	41	0	0	237	0	0	337	0	0	286	0	0	926	0	0	
8TH GRADE MALE	10	0	0	27	0	0	140	0	0	173	0	0	148	0	0	498	0	0	
8TH GRADE FEMALE	11	0	0	27	0	0	108	0	0	173	0	0	163	0	0	482	0	0	
8TH GRADE TOTAL	21	0	0	54	0	0	248	0	0	346	0	0	311	0	0	980	0	0	
9TH GRADE MALE	8	1	12.5	26	0	0	130	0	0	207	2	1	172	1	0.6	543	4	0.7	
9TH GRADE FEMALE	7	0	0	20	0	0	146	0	0	163	0	0	155	1	0.6	491	1	0.2	
9TH GRADE TOTAL	15	1	6.7	46	0	0	276	0	0	370	2	0.5	327	2	0.6	1,034	5	0.5	
10TH GRADE MALE	7	0	0	19	0	0	111	0	0	183	5	2.7	128	6	4.7	448	11	2.5	
10TH GRADE FEMALE	8	0	0	21	0	0	139	4	2.9	183	1	0.5	134	2	1.5	485	7	1.4	
10TH GRADE TOTAL	15	0	0	40	0	0	250	4	1.6	366	6	1.6	262	8	3.1	933	18	1.9	
11TH GRADE MALE	6	0	0	25	1	4	105	4	3.8	158	5	3.2	119	9	7.6	413	19	4.6	
11TH GRADE FEMALE	9	1	11.1	27	0	0	119	6	5	139	1	0.7	107	5	4.7	401	13	3.2	
11TH GRADE TOTAL	15	1	6.7	52	1	1.9	224	10	4.5	297	6	2	226	14	6.2	814	32	3.9	

2/5/2006 COLORADO DEPARTMENT OF EDUCATION PAGE : 1
 2003-2004 STATE DROPOUT COUNTS BY DISTRICT


	AMERICAN INDIAN OR ALASKAN NATIVE	AMERICAN INDIAN OR ALASKAN NATIVE	AMERICAN INDIAN OR ALASKAN NATIVE	ASIAN PACIFIC ISLANDER	ASIAN PACIFIC ISLANDER	ASIAN PACIFIC ISLANDER	BLACK NOT OF HISPANIC ORIGIN	BLACK NOT OF HISPANIC ORIGIN	BLACK NOT OF HISPANIC ORIGIN	WHITE NOT OF HISPANIC ORIGIN	WHITE NOT OF HISPANIC ORIGIN	WHITE NOT OF HISPANIC ORIGIN	HISPANIC PUPIL COUNT	HISPANIC DROPOUTS	HISPANIC DROPOUT RATE	TOTALS PUPIL COUNT	TOTALS DROPOUTS	TOTALS DROPOUT RATE
12TH GRADE MALE	12	0	0	30	0	0	173	3	1.7	224	5	2.2	170	7	4.1	609	15	2.5
12TH GRADE FEMALE	11	0	0	40	0	0	177	5	2.8	236	1	0.4	199	1	0.5	663	7	1.1
12TH GRADE TOTAL	23	0	0	70	0	0	350	8	2.3	460	6	1.3	369	8	2.2	1,272	22	1.7
DISTRICT TOTAL MALE	54	1	1.9	143	1	0.7	781	7	0.9	1,119	17	1.5	889	23	2.6	2,986	49	1.6
DISTRICT TOTAL FEMALE	60	1	1.7	160	0	0	804	15	1.9	1,057	3	0.3	892	9	1	2,973	28	0.9
DISTRICT TOTAL	114	2	1.8	303	1	0.3	1,585	22	1.4	2,176	20	0.9	1,781	32	1.8	5,959	77	1.3
DISTRICT TOTALS (EXCLUDING ALTERNATIVE SCHOOLS)																		
7TH GRADE MALE	9	0	0	14	0	0	121	0	0	173	0	0	152	0	0	469	0	0
7TH GRADE FEMALE	13	0	0	25	0	0	115	0	0	161	0	0	131	0	0	445	0	0
7TH GRADE TOTAL	22	0	0	39	0	0	236	0	0	334	0	0	283	0	0	914	0	0
8TH GRADE MALE	9	0	0	27	0	0	133	0	0	169	0	0	143	0	0	481	0	0
8TH GRADE FEMALE	10	0	0	27	0	0	104	0	0	168	0	0	157	0	0	466	0	0
8TH GRADE TOTAL	19	0	0	54	0	0	237	0	0	337	0	0	300	0	0	947	0	0
9TH GRADE MALE	8	1	12.5	25	0	0	127	0	0	194	2	1	161	1	0.6	515	4	0.8
9TH GRADE FEMALE	7	0	0	20	0	0	141	0	0	155	0	0	143	1	0.7	466	1	0.2
9TH GRADE TOTAL	15	1	6.7	45	0	0	268	0	0	349	2	0.6	304	2	0.7	981	5	0.5
10TH GRADE MALE	7	0	0	18	0	0	105	0	0	171	5	2.9	115	6	5.2	416	11	2.6
10TH GRADE FEMALE	8	0	0	21	0	0	133	4	3	168	1	0.6	117	2	1.7	447	7	1.6
10TH GRADE TOTAL	15	0	0	39	0	0	238	4	1.7	339	6	1.8	232	8	3.4	863	18	2.1
11TH GRADE MALE	6	0	0	25	1	4	93	4	4.3	146	5	3.4	93	8	8.6	363	18	5
11TH GRADE FEMALE	8	1	12.5	27	0	0	111	6	5.4	125	1	0.8	81	5	6.2	352	13	3.7
11TH GRADE TOTAL	14	1	7.1	52	1	1.9	204	10	4.9	271	6	2.2	174	13	7.5	715	31	4.3
12TH GRADE MALE	5	0	0	28	0	0	140	3	2.1	174	5	2.9	102	7	6.9	449	15	3.3
12TH GRADE FEMALE	7	0	0	34	0	0	138	4	2.9	169	1	0.6	123	0	0	471	5	1.1
12TH GRADE TOTAL	12	0	0	62	0	0	278	7	2.5	343	6	1.7	225	7	3.1	920	20	2.2
DISTRICT TOTAL MALE	44	1	2.3	137	1	0.7	719	7	1	1,027	17	1.7	766	22	2.9	2,693	48	1.8
DISTRICT TOTAL FEMALE	53	1	1.9	154	0	0	742	14	1.9	946	3	0.3	752	8	1.1	2,647	26	1
DISTRICT TOTAL	97	2	2.1	291	1	0.3	1,461	21	1.4	1,973	20	1	1,518	30	2	5,340	74	1.4
DISTRICT TOTALS (ALTERNATIVE SCHOOLS ONLY)																		
7TH GRADE MALE	2	0	0	2	0	0	1	0	0	1	0	0	0	0	0	6	0	0
7TH GRADE FEMALE	1	0	0	0	0	0	0	0	0	2	0	0	3	0	0	6	0	0
7TH GRADE TOTAL	3	0	0	2	0	0	1	0	0	3	0	0	3	0	0	12	0	0
8TH GRADE MALE	1	0	0	0	0	0	7	0	0	4	0	0	5	0	0	17	0	0
8TH GRADE FEMALE	1	0	0	0	0	0	4	0	0	5	0	0	6	0	0	16	0	0
8TH GRADE TOTAL	2	0	0	0	0	0	11	0	0	9	0	0	11	0	0	33	0	0
9TH GRADE MALE	0	0	0	1	0	0	3	0	0	13	0	0	11	0	0	28	0	0
9TH GRADE FEMALE	0	0	0	0	0	0	5	0	0	8	0	0	12	0	0	25	0	0
9TH GRADE TOTAL	0	0	0	1	0	0	8	0	0	21	0	0	23	0	0	53	0	0
10TH GRADE MALE	0	0	0	1	0	0	6	0	0	12	0	0	13	0	0	32	0	0
10TH GRADE FEMALE	0	0	0	0	0	0	6	0	0	15	0	0	17	0	0	38	0	0
10TH GRADE TOTAL	0	0	0	1	0	0	12	0	0	27	0	0	30	0	0	70	0	0
11TH GRADE MALE	0	0	0	0	0	0	12	0	0	12	0	0	26	1	3.8	50	1	2
11TH GRADE FEMALE	1	0	0	0	0	0	8	0	0	14	0	0	26	0	0	49	0	0
11TH GRADE TOTAL	1	0	0	0	0	0	20	0	0	26	0	0	52	1	1.9	99	1	1
12TH GRADE MALE	7	0	0	2	0	0	33	0	0	50	0	0	68	0	0	160	0	0
12TH GRADE FEMALE	4	0	0	6	0	0	39	1	2.6	67	0	0	76	1	1.3	192	2	1
12TH GRADE TOTAL	11	0	0	8	0	0	72	1	1.4	117	0	0	144	1	0.7	352	2	0.6
DISTRICT TOTAL MALE	10	0	0	6	0	0	62	0	0	92	0	0	123	1	0.8	293	1	0.3
DISTRICT TOTAL FEMALE	7	0	0	6	0	0	62	1	1.6	111	0	0	140	1	0.7	326	2	0.6

2/5/2006 COLORADO DEPARTMENT OF EDUCATION PAGE : 1
 2003-2004 STATE DROPOUT COUNTS BY DISTRICT

	AMERICAN INDIAN OR ALASKAN NATIVE	AMERICAN INDIAN OR ALASKAN NATIVE	AMERICAN INDIAN OR ALASKAN NATIVE	ASIAN PACIFIC ISLANDER	ASIAN PACIFIC ISLANDER	ASIAN PACIFIC ISLANDER	BLACK NOT OF HISPANIC ORIGIN	BLACK NOT OF HISPANIC ORIGIN	BLACK NOT OF HISPANIC ORIGIN	WHITE NOT OF HISPANIC ORIGIN	WHITE NOT OF HISPANIC ORIGIN	WHITE NOT OF HISPANIC ORIGIN	HISPANIC PUPIL COUNT	HISPANIC DROPOUTS	HISPANIC DROPOUT RATE	TOTALS PUPIL COUNT	TOTALS DROPOUTS	TOTALS DROPOUT RATE	
DISTRICT TOTAL	17	0	0	12	0	0	124	1	0.8	203	0	0	263	2	0.8	619	3	0.5	
DISTRICT:	0990	WIDEFIELD 3																	
DISTRICT TOTALS (INCLUDING ALTERNATIVE SCHOOLS)																			
7TH GRADE MALE	5	0	0	9	0	0	75	2	2.7	232	0	0	58	1	1.7	379	3	0.8	
7TH GRADE FEMALE	5	0	0	13	0	0	65	0	0	239	1	0.4	54	0	0	376	1	0.3	
7TH GRADE TOTAL	10	0	0	22	0	0	140	2	1.4	471	1	0.2	112	1	0.9	755	4	0.5	
8TH GRADE MALE	8	0	0	19	0	0	79	3	3.8	269	0	0	74	0	0	449	3	0.7	
8TH GRADE FEMALE	7	0	0	18	0	0	42	0	0	236	3	1.3	53	1	1.9	356	4	1.1	
8TH GRADE TOTAL	15	0	0	37	0	0	121	3	2.5	505	3	0.6	127	1	0.8	805	7	0.9	
9TH GRADE MALE	8	1	12.5	6	0	0	66	4	6.1	325	21	6.5	88	8	9.1	493	34	6.9	
9TH GRADE FEMALE	7	1	14.3	14	0	0	71	3	4.2	243	8	3.3	65	3	4.6	400	15	3.8	
9TH GRADE TOTAL	15	2	13.3	20	0	0	137	7	5.1	568	29	5.1	153	11	7.2	893	49	5.5	
10TH GRADE MALE	5	0	0	13	0	0	76	4	5.3	217	12	5.5	60	4	6.7	371	20	5.4	
10TH GRADE FEMALE	3	0	0	22	0	0	70	1	1.4	235	12	5.1	52	1	1.9	382	14	3.7	
10TH GRADE TOTAL	8	0	0	35	0	0	146	5	3.4	452	24	5.3	112	5	4.5	753	34	4.5	
11TH GRADE MALE	6	0	0	16	0	0	56	5	8.9	216	19	8.8	41	5	12.2	335	29	8.7	
11TH GRADE FEMALE	4	0	0	18	1	5.6	50	1	2	225	10	4.4	51	5	9.8	348	17	4.9	
11TH GRADE TOTAL	10	0	0	34	1	2.9	106	6	5.7	441	29	6.6	92	10	10.9	683	46	6.7	
12TH GRADE MALE	7	1	14.3	19	0	0	52	2	3.8	220	6	2.7	31	2	6.5	329	11	3.3	
12TH GRADE FEMALE	6	0	0	13	0	0	59	1	1.7	224	7	3.1	37	0	0	339	8	2.4	
12TH GRADE TOTAL	13	1	7.7	32	0	0	111	3	2.7	444	13	2.9	68	2	2.9	668	19	2.8	
DISTRICT TOTAL MALE	39	2	5.1	82	0	0	404	20	5	1,479	58	3.9	352	20	5.7	2,356	100	4.2	
DISTRICT TOTAL FEMALE	32	1	3.1	98	1	1	357	6	1.7	1,402	41	2.9	312	10	3.2	2,201	59	2.7	
DISTRICT TOTAL	71	3	4.2	180	1	0.6	761	26	3.4	2,881	99	3.4	664	30	4.5	4,557	159	3.5	
DISTRICT TOTALS (EXCLUDING ALTERNATIVE SCHOOLS)																			
7TH GRADE MALE	5	0	0	9	0	0	75	2	2.7	232	0	0	58	1	1.7	379	3	0.8	
7TH GRADE FEMALE	5	0	0	13	0	0	65	0	0	239	1	0.4	54	0	0	376	1	0.3	
7TH GRADE TOTAL	10	0	0	22	0	0	140	2	1.4	471	1	0.2	112	1	0.9	755	4	0.5	
8TH GRADE MALE	8	0	0	19	0	0	79	3	3.8	269	0	0	74	0	0	449	3	0.7	
8TH GRADE FEMALE	7	0	0	18	0	0	42	0	0	236	3	1.3	53	1	1.9	356	4	1.1	
8TH GRADE TOTAL	15	0	0	37	0	0	121	3	2.5	505	3	0.6	127	1	0.8	805	7	0.9	
9TH GRADE MALE	7	1	14.3	6	0	0	61	1	1.6	298	8	2.7	81	5	6.2	453	15	3.3	
9TH GRADE FEMALE	6	0	0	14	0	0	71	3	4.2	230	3	1.3	62	1	1.6	383	7	1.8	
9TH GRADE TOTAL	13	1	7.7	20	0	0	132	4	3	528	11	2.1	143	6	4.2	836	22	2.6	
10TH GRADE MALE	5	0	0	13	0	0	70	4	5.7	206	8	3.9	56	2	3.6	350	14	4	
10TH GRADE FEMALE	3	0	0	21	0	0	64	1	1.6	228	10	4.4	50	1	2	366	12	3.3	
10TH GRADE TOTAL	8	0	0	34	0	0	134	5	3.7	434	18	4.1	106	3	2.8	716	26	3.6	
11TH GRADE MALE	5	0	0	15	0	0	52	4	7.7	199	10	5	37	4	10.8	308	18	5.8	
11TH GRADE FEMALE	4	0	0	17	0	0	49	1	2	214	8	3.7	46	4	8.7	330	13	3.9	
11TH GRADE TOTAL	9	0	0	32	0	0	101	5	5	413	18	4.4	83	8	9.6	638	31	4.9	
12TH GRADE MALE	7	1	14.3	17	0	0	49	2	4.1	207	3	1.4	30	2	6.7	310	8	2.6	
12TH GRADE FEMALE	4	0	0	13	0	0	59	1	1.7	216	6	2.8	36	0	0	328	7	2.1	
12TH GRADE TOTAL	11	1	9.1	30	0	0	108	3	2.8	423	9	2.1	66	2	3	638	15	2.4	
DISTRICT TOTAL MALE	37	2	5.4	79	0	0	386	16	4.1	1,411	29	2.1	336	14	4.2	2,249	61	2.7	
DISTRICT TOTAL FEMALE	29	0	0	96	0	0	350	6	1.7	1,363	31	2.3	301	7	2.3	2,139	44	2.1	
DISTRICT TOTAL	66	2	3	175	0	0	736	22	3	2,774	60	2.2	637	21	3.3	4,388	105	2.4	
DISTRICT TOTALS (ALTERNATIVE SCHOOLS ONLY)																			
9TH GRADE MALE	1	0	0	0	0	0	5	3	60	27	13	48.1	7	3	42.9	40	19	47.5	
9TH GRADE FEMALE	1	1	100	0	0	0	0	0	0	13	5	38.5	3	2	66.7	17	8	47.1	

2/5/2006 COLORADO DEPARTMENT OF EDUCATION PAGE : 1
 2003-2004 STATE DROPOUT COUNTS BY DISTRICT

	AMERICAN INDIAN OR ALASKAN NATIVE	AMERICAN INDIAN OR ALASKAN NATIVE	AMERICAN INDIAN OR ALASKAN NATIVE	ASIAN PACIFIC ISLANDER	ASIAN PACIFIC ISLANDER	ASIAN PACIFIC ISLANDER	BLACK NOT OF HISPANIC ORIGIN	BLACK NOT OF HISPANIC ORIGIN	BLACK NOT OF HISPANIC ORIGIN	WHITE NOT OF HISPANIC ORIGIN	WHITE NOT OF HISPANIC ORIGIN	WHITE NOT OF HISPANIC ORIGIN	HISPANIC PUPIL COUNT	HISPANIC DROPOUTS	HISPANIC DROPOUT RATE	TOTALS PUPIL COUNT	TOTALS DROPOUTS	TOTALS DROPOUT RATE
9TH GRADE TOTAL	2	1	50	0	0	0	5	3	60	40	18	45	10	5	50	57	27	47.4
10TH GRADE MALE	0	0	0	0	0	0	6	0	0	11	4	36.4	4	2	50	21	6	28.6
10TH GRADE FEMALE	0	0	0	1	0	0	6	0	0	7	2	28.6	2	0	0	16	2	12.5
10TH GRADE TOTAL	0	0	0	1	0	0	12	0	0	18	6	33.3	6	2	33.3	37	8	21.6
11TH GRADE MALE	1	0	0	1	0	0	4	1	25	17	9	52.9	4	1	25	27	11	40.7
11TH GRADE FEMALE	0	0	0	1	1	100	1	0	0	11	2	18.2	5	1	20	18	4	22.2
11TH GRADE TOTAL	1	0	0	2	1	50	5	1	20	28	11	39.3	9	2	22.2	45	15	33.3
12TH GRADE MALE	0	0	0	2	0	0	3	0	0	13	3	23.1	1	0	0	19	3	15.8
12TH GRADE FEMALE	2	0	0	0	0	0	0	0	0	8	1	12.5	1	0	0	11	1	9.1
12TH GRADE TOTAL	2	0	0	2	0	0	3	0	0	21	4	19	2	0	0	30	4	13.3
DISTRICT TOTAL MALE	2	0	0	3	0	0	18	4	22.2	68	29	42.6	16	6	37.5	107	39	36.4
DISTRICT TOTAL FEMALE	3	1	33.3	2	1	50	7	0	0	39	10	25.6	11	3	27.3	62	15	24.2
DISTRICT TOTAL	5	1	20	5	1	20	25	4	16	107	39	36.4	27	9	33.3	169	54	32
DISTRICT: 1000 FOUNTAIN 8																		
DISTRICT TOTALS (INCLUDING ALTERNATIVE SCHOOLS)																		
7TH GRADE MALE	9	0	0	14	0	0	48	0	0	158	2	1.3	42	1	2.4	271	3	1.1
7TH GRADE FEMALE	7	0	0	13	0	0	54	0	0	149	0	0	47	0	0	270	0	0
7TH GRADE TOTAL	16	0	0	27	0	0	102	0	0	307	2	0.7	89	1	1.1	541	3	0.6
8TH GRADE MALE	6	0	0	8	0	0	45	0	0	161	2	1.2	29	0	0	249	2	0.8
8TH GRADE FEMALE	8	0	0	9	0	0	47	0	0	131	2	1.5	41	0	0	236	2	0.8
8TH GRADE TOTAL	14	0	0	17	0	0	92	0	0	292	4	1.4	70	0	0	485	4	0.8
9TH GRADE MALE	5	1	20	9	0	0	40	1	2.5	163	8	4.9	50	5	10	267	15	5.6
9TH GRADE FEMALE	7	0	0	7	0	0	47	0	0	130	3	2.3	35	3	8.6	226	6	2.7
9TH GRADE TOTAL	12	1	8.3	16	0	0	87	1	1.1	293	11	3.8	85	8	9.4	493	21	4.3
10TH GRADE MALE	2	0	0	8	0	0	44	2	4.5	119	6	5	34	1	2.9	207	9	4.3
10TH GRADE FEMALE	5	0	0	4	0	0	38	1	2.6	91	5	5.5	35	2	5.7	173	8	4.6
10TH GRADE TOTAL	7	0	0	12	0	0	82	3	3.7	210	11	5.2	69	3	4.3	380	17	4.5
11TH GRADE MALE	3	1	33.3	8	1	12.5	41	0	0	117	10	8.5	31	0	0	200	12	6
11TH GRADE FEMALE	4	0	0	8	0	0	49	1	2	113	7	6.2	30	3	10	204	11	5.4
11TH GRADE TOTAL	7	1	14.3	16	1	6.3	90	1	1.1	230	17	7.4	61	3	4.9	404	23	5.7
12TH GRADE MALE	3	0	0	11	0	0	22	0	0	88	3	3.4	21	1	4.8	145	4	2.8
12TH GRADE FEMALE	4	0	0	8	0	0	42	0	0	81	4	4.9	20	1	5	155	5	3.2
12TH GRADE TOTAL	7	0	0	19	0	0	64	0	0	169	7	4.1	41	2	4.9	300	9	3
DISTRICT TOTAL MALE	28	2	7.1	58	1	1.7	240	3	1.3	806	31	3.8	207	8	3.9	1,339	45	3.4
DISTRICT TOTAL FEMALE	35	0	0	49	0	0	277	2	0.7	695	21	3	208	9	4.3	1,264	32	2.5
DISTRICT TOTAL	63	2	3.2	107	1	0.9	517	5	1	1,501	52	3.5	415	17	4.1	2,603	77	3
DISTRICT TOTALS (EXCLUDING ALTERNATIVE SCHOOLS)																		
7TH GRADE MALE	9	0	0	14	0	0	48	0	0	158	2	1.3	42	1	2.4	271	3	1.1
7TH GRADE FEMALE	7	0	0	13	0	0	54	0	0	149	0	0	47	0	0	270	0	0
7TH GRADE TOTAL	16	0	0	27	0	0	102	0	0	307	2	0.7	89	1	1.1	541	3	0.6
8TH GRADE MALE	6	0	0	8	0	0	45	0	0	161	2	1.2	29	0	0	249	2	0.8
8TH GRADE FEMALE	8	0	0	9	0	0	47	0	0	131	2	1.5	41	0	0	236	2	0.8
8TH GRADE TOTAL	14	0	0	17	0	0	92	0	0	292	4	1.4	70	0	0	485	4	0.8
9TH GRADE MALE	3	0	0	9	0	0	34	0	0	143	1	0.7	43	2	4.7	232	3	1.3
9TH GRADE FEMALE	7	0	0	7	0	0	46	0	0	122	1	0.8	33	2	6.1	215	3	1.4
9TH GRADE TOTAL	10	0	0	16	0	0	80	0	0	265	2	0.8	76	4	5.3	447	6	1.3
10TH GRADE MALE	1	0	0	8	0	0	42	1	2.4	107	4	3.7	30	0	0	188	5	2.7
10TH GRADE FEMALE	5	0	0	4	0	0	36	1	2.8	85	2	2.4	32	1	3.1	162	4	2.5
10TH GRADE TOTAL	6	0	0	12	0	0	78	2	2.6	192	6	3.1	62	1	1.6	350	9	2.6



2/5/2006 COLORADO DEPARTMENT OF EDUCATION PAGE : 1
 2003-2004 STATE DROPOUT COUNTS BY DISTRICT

	AMERICAN INDIAN OR ALASKAN NATIVE	AMERICAN INDIAN OR ALASKAN NATIVE	AMERICAN INDIAN OR ALASKAN NATIVE	ASIAN PACIFIC ISLANDER	ASIAN PACIFIC ISLANDER	ASIAN PACIFIC ISLANDER	BLACK NOT OF HISPANIC ORIGIN	BLACK NOT OF HISPANIC ORIGIN	BLACK NOT OF HISPANIC ORIGIN	WHITE NOT OF HISPANIC ORIGIN	WHITE NOT OF HISPANIC ORIGIN	WHITE NOT OF HISPANIC ORIGIN	HISPANIC PUPIL COUNT	HISPANIC DROPOUTS	HISPANIC DROPOUT RATE	TOTALS PUPIL COUNT	TOTALS DROPOUTS	TOTALS DROPOUT RATE	
11TH GRADE MALE	3	1	33.3	7	0	0	38	0	0	112	7	6.3	31	0	0	191	8	4.2	
11TH GRADE FEMALE	4	0	0	7	0	0	48	1	2.1	109	4	3.7	26	0	0	194	5	2.6	
11TH GRADE TOTAL	7	1	14.3	14	0	0	86	1	1.2	221	11	5	57	0	0	385	13	3.4	
12TH GRADE MALE	3	0	0	10	0	0	21	0	0	86	2	2.3	21	1	4.8	141	3	2.1	
12TH GRADE FEMALE	4	0	0	8	0	0	42	0	0	74	2	2.7	18	1	5.6	146	3	2.1	
12TH GRADE TOTAL	7	0	0	18	0	0	63	0	0	160	4	2.5	39	2	5.1	287	6	2.1	
DISTRICT TOTAL MALE	25	1	4	56	0	0	228	1	0.4	767	18	2.3	196	4	2	1,272	24	1.9	
DISTRICT TOTAL FEMALE	35	0	0	48	0	0	273	2	0.7	670	11	1.6	197	4	2	1,223	17	1.4	
DISTRICT TOTAL	60	1	1.7	104	0	0	501	3	0.6	1,437	29	2	393	8	2	2,495	41	1.6	
DISTRICT TOTALS (ALTERNATIVE SCHOOLS ONLY)																			
9TH GRADE MALE	2	1	50	0	0	0	6	1	16.7	20	7	35	7	3	42.9	35	12	34.3	
9TH GRADE FEMALE	0	0	0	0	0	0	1	0	0	8	2	25	2	1	50	11	3	27.3	
9TH GRADE TOTAL	2	1	50	0	0	0	7	1	14.3	28	9	32.1	9	4	44.4	46	15	32.6	
10TH GRADE MALE	1	0	0	0	0	0	2	1	50	12	2	16.7	4	1	25	19	4	21.1	
10TH GRADE FEMALE	0	0	0	0	0	0	2	0	0	6	3	50	3	1	33.3	11	4	36.4	
10TH GRADE TOTAL	1	0	0	0	0	0	4	1	25	18	5	27.8	7	2	28.6	30	8	26.7	
11TH GRADE MALE	0	0	0	1	1	100	3	0	0	5	3	60	0	0	9	4	44.4		
11TH GRADE FEMALE	0	0	0	1	0	0	1	0	0	4	3	75	4	3	75	10	6	60	
11TH GRADE TOTAL	0	0	0	2	1	50	4	0	0	9	6	66.7	4	3	75	19	10	52.6	
12TH GRADE MALE	0	0	0	1	0	0	1	0	0	2	1	50	0	0	4	1	25		
12TH GRADE FEMALE	0	0	0	0	0	0	0	0	0	7	2	28.6	2	0	0	9	2	22.2	
12TH GRADE TOTAL	0	0	0	1	0	0	1	0	0	9	3	33.3	2	0	0	13	3	23.1	
DISTRICT TOTAL MALE	3	1	33.3	2	1	50	12	2	16.7	39	13	33.3	11	4	36.4	67	21	31.3	
DISTRICT TOTAL FEMALE	0	0	0	1	0	0	4	0	0	25	10	40	11	5	45.5	41	15	36.6	
DISTRICT TOTAL	3	1	33.3	3	1	33.3	16	2	12.5	64	23	35.9	22	9	40.9	108	36	33.3	
DISTRICT: 1010 COLORADO SPRINGS 11																			
DISTRICT TOTALS (INCLUDING ALTERNATIVE SCHOOLS)																			
7TH GRADE MALE	18	0	0	29	0	0	156	1	0.6	968	5	0.5	288	2	0.7	1,459	8	0.5	
7TH GRADE FEMALE	21	1	4.8	42	1	2.4	137	1	0.7	902	8	0.9	287	1	0.3	1,389	12	0.9	
7TH GRADE TOTAL	39	1	2.6	71	1	1.4	293	2	0.7	1,870	13	0.7	575	3	0.5	2,848	20	0.7	
8TH GRADE MALE	23	0	0	38	1	2.6	189	3	1.6	982	6	0.6	250	4	1.6	1,482	14	0.9	
8TH GRADE FEMALE	20	0	0	38	0	0	148	1	0.7	1,016	14	1.4	274	5	1.8	1,496	20	1.3	
8TH GRADE TOTAL	43	0	0	76	1	1.3	337	4	1.2	1,998	20	1	524	9	1.7	2,978	34	1.1	
9TH GRADE MALE	22	1	4.5	46	4	8.7	174	5	2.9	1,059	33	3.1	272	9	3.3	1,573	52	3.3	
9TH GRADE FEMALE	18	0	0	40	1	2.5	173	4	2.3	943	17	1.8	266	2	0.8	1,440	24	1.7	
9TH GRADE TOTAL	40	1	2.5	86	5	5.8	347	9	2.6	2,002	50	2.5	538	11	2	3,013	76	2.5	
10TH GRADE MALE	17	1	5.9	34	0	0	170	15	8.8	1,001	53	5.3	275	23	8.4	1,497	92	6.1	
10TH GRADE FEMALE	18	2	11.1	42	2	4.8	125	13	10.4	933	41	4.4	255	24	9.4	1,373	82	6	
10TH GRADE TOTAL	35	3	8.6	76	2	2.6	295	28	9.5	1,934	94	4.9	530	47	8.9	2,870	174	6.1	
11TH GRADE MALE	14	3	21.4	51	2	3.9	126	14	11.1	1,129	71	6.3	260	25	9.6	1,580	115	7.3	
11TH GRADE FEMALE	22	5	22.7	42	3	7.1	132	9	6.8	972	39	4	247	22	8.9	1,415	78	5.5	
11TH GRADE TOTAL	36	8	22.2	93	5	5.4	258	23	8.9	2,101	110	5.2	507	47	9.3	2,995	193	6.4	
12TH GRADE MALE	14	4	28.6	50	2	4	133	31	23.3	1,072	102	9.5	275	69	25.1	1,544	208	13.5	
12TH GRADE FEMALE	15	2	13.3	54	3	5.6	142	27	19	968	85	8.8	278	65	23.4	1,457	182	12.5	
12TH GRADE TOTAL	29	6	20.7	104	5	4.8	275	58	21.1	2,040	187	9.2	553	134	24.2	3,001	390	13	
DISTRICT TOTAL MALE	108	9	8.3	248	9	3.6	948	69	7.3	6,211	270	4.3	1,620	132	8.1	9,135	489	5.4	
DISTRICT TOTAL FEMALE	114	10	8.8	258	10	3.9	857	55	6.4	5,734	204	3.6	1,607	119	7.4	8,570	398	4.6	
DISTRICT TOTAL	222	19	8.6	506	19	3.8	1,805	124	6.9	11,945	474	4	3,227	251	7.8	17,705	887	5	
DISTRICT TOTALS (EXCLUDING ALTERNATIVE SCHOOLS)																			

2/5/2006 COLORADO DEPARTMENT OF EDUCATION PAGE : 1
 2003-2004 STATE DROPOUT COUNTS BY DISTRICT

	AMERICAN INDIAN OR ALASKAN NATIVE	AMERICAN INDIAN OR ALASKAN NATIVE	AMERICAN INDIAN OR ALASKAN NATIVE	ASIAN PACIFIC ISLANDER	ASIAN PACIFIC ISLANDER	ASIAN PACIFIC ISLANDER	BLACK NOT OF HISPANIC ORIGIN	BLACK NOT OF HISPANIC ORIGIN	BLACK NOT OF HISPANIC ORIGIN	WHITE NOT OF HISPANIC ORIGIN	WHITE NOT OF HISPANIC ORIGIN	WHITE NOT OF HISPANIC ORIGIN	HISPANIC PUPIL COUNT	HISPANIC DROPOUTS	HISPANIC DROPOUT RATE	TOTALS PUPIL COUNT	TOTALS DROPOUTS	TOTALS DROPOUT RATE	
7TH GRADE MALE	18	0	0	29	0	0	156	1	0.6	953	5	0.5	279	2	0.7	1,435	8	0.6	
7TH GRADE FEMALE	21	1	4.8	41	1	2.4	137	1	0.7	900	8	0.9	284	1	0.4	1,383	12	0.9	
7TH GRADE TOTAL	39	1	2.6	70	1	1.4	293	2	0.7	1,853	13	0.7	563	3	0.5	2,818	20	0.7	
8TH GRADE MALE	21	0	0	38	1	2.6	186	3	1.6	960	6	0.6	246	3	1.2	1,451	13	0.9	
8TH GRADE FEMALE	19	0	0	38	0	0	148	1	0.7	1,007	14	1.4	269	5	1.9	1,481	20	1.4	
8TH GRADE TOTAL	40	0	0	76	1	1.3	334	4	1.2	1,967	20	1	515	8	1.6	2,932	33	1.1	
9TH GRADE MALE	20	0	0	44	3	6.8	170	5	2.9	1,019	20	2	259	7	2.7	1,512	35	2.3	
9TH GRADE FEMALE	14	0	0	37	1	2.7	170	3	1.8	909	9	1	254	1	0.4	1,384	14	1	
9TH GRADE TOTAL	34	0	0	81	4	4.9	340	8	2.4	1,928	29	1.5	513	8	1.6	2,896	49	1.7	
10TH GRADE MALE	15	1	6.7	32	0	0	163	13	8	947	45	4.8	261	19	7.3	1,418	78	5.5	
10TH GRADE FEMALE	16	1	6.3	41	2	4.9	119	9	7.6	870	33	3.8	238	20	8.4	1,284	65	5.1	
10TH GRADE TOTAL	31	2	6.5	73	2	2.7	282	22	7.8	1,817	78	4.3	499	39	7.8	2,702	143	5.3	
11TH GRADE MALE	13	2	15.4	50	2	4	113	11	9.7	1,013	50	4.9	240	21	8.8	1,429	86	6	
11TH GRADE FEMALE	21	5	23.8	40	3	7.5	126	9	7.1	906	35	3.9	209	11	5.3	1,302	63	4.8	
11TH GRADE TOTAL	34	7	20.6	90	5	5.6	239	20	8.4	1,919	85	4.4	449	32	7.1	2,731	149	5.5	
12TH GRADE MALE	13	4	30.8	50	2	4	125	27	21.6	1,014	86	8.5	266	64	24.1	1,468	183	12.5	
12TH GRADE FEMALE	15	2	13.3	54	3	5.6	130	21	16.2	920	70	7.6	258	58	22.5	1,377	154	11.2	
12TH GRADE TOTAL	28	6	21.4	104	5	4.8	255	48	18.8	1,934	156	8.1	524	122	23.3	2,845	337	11.8	
DISTRICT TOTAL MALE	100	7	7	243	8	3.3	913	60	6.6	5,906	212	3.6	1,551	116	7.5	8,713	403	4.6	
DISTRICT TOTAL FEMALE	106	9	8.5	251	10	4	830	44	5.3	5,512	169	3.1	1,512	96	6.3	8,211	328	4	
DISTRICT TOTAL	206	16	7.8	494	18	3.6	1,743	104	6	11,418	381	3.3	3,063	212	6.9	16,924	731	4.3	
DISTRICT TOTALS (ALTERNATIVE SCHOOLS ONLY)																			
7TH GRADE MALE	0	0	0	0	0	0	0	0	0	15	0	0	9	0	0	24	0	0	
7TH GRADE FEMALE	0	0	0	1	0	0	0	0	0	2	0	0	3	0	0	6	0	0	
7TH GRADE TOTAL	0	0	0	1	0	0	0	0	0	17	0	0	12	0	0	30	0	0	
8TH GRADE MALE	2	0	0	0	0	0	3	0	0	22	0	0	4	1	25	31	1	3.2	
8TH GRADE FEMALE	1	0	0	0	0	0	0	0	0	9	0	0	5	0	0	15	0	0	
8TH GRADE TOTAL	3	0	0	0	0	0	3	0	0	31	0	0	9	1	11.1	46	1	2.2	
9TH GRADE MALE	2	1	50	2	1	50	4	0	0	40	13	32.5	13	2	15.4	61	17	27.9	
9TH GRADE FEMALE	4	0	0	3	0	0	3	1	33.3	34	8	23.5	12	1	8.3	56	10	17.9	
9TH GRADE TOTAL	6	1	16.7	5	1	20	7	1	14.3	74	21	28.4	25	3	12	117	27	23.1	
10TH GRADE MALE	2	0	0	2	0	0	7	2	28.6	54	8	14.8	14	4	28.6	79	14	17.7	
10TH GRADE FEMALE	2	1	50	1	0	0	6	4	66.7	63	8	12.7	17	4	23.5	89	17	19.1	
10TH GRADE TOTAL	4	1	25	3	0	0	13	6	46.2	117	16	13.7	31	8	25.8	168	31	18.5	
11TH GRADE MALE	1	1	100	1	0	0	13	3	23.1	116	21	18.1	20	4	20	151	29	19.2	
11TH GRADE FEMALE	1	0	0	2	0	0	6	0	0	66	4	6.1	38	11	28.9	113	15	13.3	
11TH GRADE TOTAL	2	1	50	3	0	0	19	3	15.8	182	25	13.7	58	15	25.9	264	44	16.7	
12TH GRADE MALE	1	0	0	0	0	0	8	4	50	58	16	27.6	9	5	55.6	76	25	32.9	
12TH GRADE FEMALE	0	0	0	0	0	0	12	6	50	48	15	31.3	20	7	35	80	28	35	
12TH GRADE TOTAL	1	0	0	0	0	0	20	10	50	106	31	29.2	29	12	41.4	156	53	34	
DISTRICT TOTAL MALE	8	2	25	5	1	20	35	9	25.7	305	58	19	69	16	23.2	422	86	20.4	
DISTRICT TOTAL FEMALE	8	1	12.5	7	0	0	27	11	40.7	222	35	15.8	95	23	24.2	359	70	19.5	
DISTRICT TOTAL	16	3	18.8	12	1	8.3	62	20	32.3	527	93	17.6	164	39	23.8	781	156	20	
DISTRICT: 1020 CHEYENNE MOUNTAIN 12																			
DISTRICT TOTALS (INCLUDING ALTERNATIVE SCHOOLS)																			
7TH GRADE MALE	1	0	0	7	0	0	3	0	0	170	1	0.6	17	0	0	198	1	0.5	
7TH GRADE FEMALE	2	0	0	11	0	0	8	0	0	138	0	0	18	0	0	177	0	0	
7TH GRADE TOTAL	3	0	0	18	0	0	11	0	0	308	1	0.3	35	0	0	375	1	0.3	
8TH GRADE MALE	1	0	0	5	0	0	6	0	0	153	2	1.3	13	0	0	178	2	1.1	

2/5/2006 COLORADO DEPARTMENT OF EDUCATION PAGE : 1
 2003-2004 STATE DROPOUT COUNTS BY DISTRICT

	AMERICAN INDIAN OR ALASKAN NATIVE	AMERICAN INDIAN OR ALASKAN NATIVE	AMERICAN INDIAN OR ALASKAN NATIVE	ASIAN PACIFIC ISLANDER	ASIAN PACIFIC ISLANDER	ASIAN PACIFIC ISLANDER	BLACK NOT OF HISPANIC ORIGIN	BLACK NOT OF HISPANIC ORIGIN	BLACK NOT OF HISPANIC ORIGIN	WHITE NOT OF HISPANIC ORIGIN	WHITE NOT OF HISPANIC ORIGIN	WHITE NOT OF HISPANIC ORIGIN	HISPANIC PUPIL COUNT	HISPANIC DROPOUTS	HISPANIC DROPOUT RATE	TOTALS PUPIL COUNT	TOTALS DROPOUTS	TOTALS DROPOUT RATE
8TH GRADE FEMALE	2	0	0	10	0	0	7	0	0	183	0	0	18	0	0	220	0	0
8TH GRADE TOTAL	3	0	0	15	0	0	13	0	0	336	2	0.6	31	0	0	398	2	0.5
9TH GRADE MALE	2	0	0	9	0	0	9	0	0	194	5	2.6	11	2	18.2	225	7	3.1
9TH GRADE FEMALE	4	1	25	8	0	0	0	0	0	186	3	1.6	14	0	0	212	4	1.9
9TH GRADE TOTAL	6	1	16.7	17	0	0	9	0	0	380	8	2.1	25	2	8	437	11	2.5
10TH GRADE MALE	1	1	100	7	0	0	5	0	0	165	2	1.2	14	1	7.1	192	4	2.1
10TH GRADE FEMALE	0	0	0	18	1	5.6	6	0	0	140	0	0	9	0	0	173	1	0.6
10TH GRADE TOTAL	1	1	100	25	1	4	11	0	0	305	2	0.7	23	1	4.3	365	5	1.4
11TH GRADE MALE	2	0	0	9	0	0	3	0	0	175	0	0	7	0	0	196	0	0
11TH GRADE FEMALE	0	0	0	5	0	0	5	0	0	150	1	0.7	14	1	7.1	174	2	1.1
11TH GRADE TOTAL	2	0	0	14	0	0	8	0	0	325	1	0.3	21	1	4.8	370	2	0.5
12TH GRADE MALE	2	1	50	7	1	14.3	4	1	25	136	1	0.7	16	0	0	165	4	2.4
12TH GRADE FEMALE	1	0	0	10	0	0	2	0	0	157	0	0	10	1	10	180	1	0.6
12TH GRADE TOTAL	3	1	33.3	17	1	5.9	6	1	16.7	293	1	0.3	26	1	3.8	345	5	1.4
DISTRICT TOTAL MALE	9	2	22.2	44	1	2.3	30	1	3.3	993	11	1.1	78	3	3.8	1,154	18	1.6
DISTRICT TOTAL FEMALE	9	1	11.1	62	1	1.6	28	0	0	954	4	0.4	83	2	2.4	1,136	8	0.7
DISTRICT TOTAL	18	3	16.7	106	2	1.9	58	1	1.7	1,947	15	0.8	161	5	3.1	2,290	26	1.1
DISTRICT TOTALS (EXCLUDING ALTERNATIVE SCHOOLS)																		
7TH GRADE MALE	1	0	0	7	0	0	3	0	0	170	1	0.6	17	0	0	198	1	0.5
7TH GRADE FEMALE	2	0	0	11	0	0	8	0	0	138	0	0	18	0	0	177	0	0
7TH GRADE TOTAL	3	0	0	18	0	0	11	0	0	308	1	0.3	35	0	0	375	1	0.3
8TH GRADE MALE	1	0	0	5	0	0	6	0	0	153	2	1.3	13	0	0	178	2	1.1
8TH GRADE FEMALE	2	0	0	10	0	0	7	0	0	183	0	0	18	0	0	220	0	0
8TH GRADE TOTAL	3	0	0	15	0	0	13	0	0	336	2	0.6	31	0	0	398	2	0.5
9TH GRADE MALE	2	0	0	9	0	0	9	0	0	194	5	2.6	11	2	18.2	225	7	3.1
9TH GRADE FEMALE	4	1	25	8	0	0	0	0	0	186	3	1.6	14	0	0	212	4	1.9
9TH GRADE TOTAL	6	1	16.7	17	0	0	9	0	0	380	8	2.1	25	2	8	437	11	2.5
10TH GRADE MALE	1	1	100	7	0	0	5	0	0	165	2	1.2	14	1	7.1	192	4	2.1
10TH GRADE FEMALE	0	0	0	18	1	5.6	6	0	0	140	0	0	9	0	0	173	1	0.6
10TH GRADE TOTAL	1	1	100	25	1	4	11	0	0	305	2	0.7	23	1	4.3	365	5	1.4
11TH GRADE MALE	2	0	0	9	0	0	3	0	0	175	0	0	7	0	0	196	0	0
11TH GRADE FEMALE	0	0	0	5	0	0	5	0	0	150	1	0.7	14	1	7.1	174	2	1.1
11TH GRADE TOTAL	2	0	0	14	0	0	8	0	0	325	1	0.3	21	1	4.8	370	2	0.5
12TH GRADE MALE	2	1	50	7	1	14.3	4	1	25	136	1	0.7	16	0	0	165	4	2.4
12TH GRADE FEMALE	1	0	0	10	0	0	2	0	0	157	0	0	10	1	10	180	1	0.6
12TH GRADE TOTAL	3	1	33.3	17	1	5.9	6	1	16.7	293	1	0.3	26	1	3.8	345	5	1.4
DISTRICT TOTAL MALE	9	2	22.2	44	1	2.3	30	1	3.3	993	11	1.1	78	3	3.8	1,154	18	1.6
DISTRICT TOTAL FEMALE	9	1	11.1	62	1	1.6	28	0	0	954	4	0.4	83	2	2.4	1,136	8	0.7
DISTRICT TOTAL	18	3	16.7	106	2	1.9	58	1	1.7	1,947	15	0.8	161	5	3.1	2,290	26	1.1
DISTRICT TOTALS (ALTERNATIVE SCHOOLS ONLY)																		
DISTRICT TOTAL MALE	0	0	0	0	0	0	0	0	0	0	0	0	0	0	0	0	0	0
DISTRICT TOTAL FEMALE	0	0	0	0	0	0	0	0	0	0	0	0	0	0	0	0	0	0
DISTRICT TOTAL	0	0	0	0	0	0	0	0	0	0	0	0	0	0	0	0	0	0
DISTRICT: 1030 MANITOU SPRINGS 14																		
DISTRICT TOTALS (INCLUDING ALTERNATIVE SCHOOLS)																		
7TH GRADE MALE	0	0	0	2	0	0	0	0	0	62	6	9.7	2	0	0	66	6	9.1
7TH GRADE FEMALE	1	0	0	1	0	0	1	0	0	40	0	0	3	0	0	46	0	0
7TH GRADE TOTAL	1	0	0	3	0	0	1	0	0	102	6	5.9	5	0	0	112	6	5.4
8TH GRADE MALE	0	0	0	2	0	0	1	0	0	52	1	1.9	7	0	0	62	1	1.6

2/5/2006 COLORADO DEPARTMENT OF EDUCATION PAGE : 1
 2003-2004 STATE DROPOUT COUNTS BY DISTRICT


	AMERICAN INDIAN OR ALASKAN NATIVE	AMERICAN INDIAN OR ALASKAN NATIVE	AMERICAN INDIAN OR ALASKAN NATIVE	ASIAN PACIFIC ISLANDER	ASIAN PACIFIC ISLANDER	ASIAN PACIFIC ISLANDER	BLACK NOT OF HISPANIC ORIGIN	BLACK NOT OF HISPANIC ORIGIN	BLACK NOT OF HISPANIC ORIGIN	WHITE NOT OF HISPANIC ORIGIN	WHITE NOT OF HISPANIC ORIGIN	WHITE NOT OF HISPANIC ORIGIN	HISPANIC PUPIL COUNT	HISPANIC DROPOUTS	HISPANIC DROPOUT RATE	TOTALS PUPIL COUNT	TOTALS DROPOUTS	TOTALS DROPOUT RATE	
8TH GRADE FEMALE	1	0	0	0	0	0	0	0	0	57	2	3.5	4	0	0	62	2	3.2	
8TH GRADE TOTAL	1	0	0	2	0	0	1	0	0	109	3	2.8	11	0	0	124	3	2.4	
9TH GRADE MALE	0	0	0	2	0	0	1	0	0	49	3	6.1	6	0	0	58	3	5.2	
9TH GRADE FEMALE	2	0	0	0	0	0	0	0	0	63	1	1.6	5	0	0	70	1	1.4	
9TH GRADE TOTAL	2	0	0	2	0	0	1	0	0	112	4	3.6	11	0	0	128	4	3.1	
10TH GRADE MALE	1	0	0	1	0	0	0	0	0	52	1	1.9	3	1	33.3	57	2	3.5	
10TH GRADE FEMALE	1	0	0	1	0	0	1	0	0	57	2	3.5	1	0	0	61	2	3.3	
10TH GRADE TOTAL	2	0	0	2	0	0	1	0	0	109	3	2.8	4	1	25	118	4	3.4	
11TH GRADE MALE	0	0	0	1	0	0	0	0	0	69	1	1.4	5	0	0	75	1	1.3	
11TH GRADE FEMALE	0	0	0	2	0	0	0	0	0	37	1	2.7	5	1	20	44	2	4.5	
11TH GRADE TOTAL	0	0	0	3	0	0	0	0	0	106	2	1.9	10	1	10	119	3	2.5	
12TH GRADE MALE	0	0	0	1	0	0	1	0	0	59	7	11.9	1	0	0	62	7	11.3	
12TH GRADE FEMALE	0	0	0	1	0	0	0	0	0	53	7	13.2	3	0	0	57	7	12.3	
12TH GRADE TOTAL	0	0	0	2	0	0	1	0	0	112	14	12.5	4	0	0	119	14	11.8	
DISTRICT TOTAL MALE	1	0	0	9	0	0	3	0	0	343	19	5.5	24	1	4.2	380	20	5.3	
DISTRICT TOTAL FEMALE	5	0	0	5	0	0	2	0	0	307	13	4.2	21	1	4.8	340	14	4.1	
DISTRICT TOTAL	6	0	0	14	0	0	5	0	0	650	32	4.9	45	2	4.4	720	34	4.7	
DISTRICT TOTALS (EXCLUDING ALTERNATIVE SCHOOLS)																			
7TH GRADE MALE	0	0	0	2	0	0	0	0	0	62	6	9.7	2	0	0	66	6	9.1	
7TH GRADE FEMALE	1	0	0	1	0	0	1	0	0	40	0	0	3	0	0	46	0	0	
7TH GRADE TOTAL	1	0	0	3	0	0	1	0	0	102	6	5.9	5	0	0	112	6	5.4	
8TH GRADE MALE	0	0	0	2	0	0	1	0	0	52	1	1.9	7	0	0	62	1	1.6	
8TH GRADE FEMALE	1	0	0	0	0	0	0	0	0	57	2	3.5	4	0	0	62	2	3.2	
8TH GRADE TOTAL	1	0	0	2	0	0	1	0	0	109	3	2.8	11	0	0	124	3	2.4	
9TH GRADE MALE	0	0	0	2	0	0	1	0	0	49	3	6.1	6	0	0	58	3	5.2	
9TH GRADE FEMALE	2	0	0	0	0	0	0	0	0	63	1	1.6	5	0	0	70	1	1.4	
9TH GRADE TOTAL	2	0	0	2	0	0	1	0	0	112	4	3.6	11	0	0	128	4	3.1	
10TH GRADE MALE	1	0	0	1	0	0	0	0	0	52	1	1.9	3	1	33.3	57	2	3.5	
10TH GRADE FEMALE	1	0	0	1	0	0	1	0	0	57	2	3.5	1	0	0	61	2	3.3	
10TH GRADE TOTAL	2	0	0	2	0	0	1	0	0	109	3	2.8	4	1	25	118	4	3.4	
11TH GRADE MALE	0	0	0	1	0	0	0	0	0	69	1	1.4	5	0	0	75	1	1.3	
11TH GRADE FEMALE	0	0	0	2	0	0	0	0	0	37	1	2.7	5	1	20	44	2	4.5	
11TH GRADE TOTAL	0	0	0	3	0	0	0	0	0	106	2	1.9	10	1	10	119	3	2.5	
12TH GRADE MALE	0	0	0	1	0	0	1	0	0	59	7	11.9	1	0	0	62	7	11.3	
12TH GRADE FEMALE	0	0	0	1	0	0	0	0	0	53	7	13.2	3	0	0	57	7	12.3	
12TH GRADE TOTAL	0	0	0	2	0	0	1	0	0	112	14	12.5	4	0	0	119	14	11.8	
DISTRICT TOTAL MALE	1	0	0	9	0	0	3	0	0	343	19	5.5	24	1	4.2	380	20	5.3	
DISTRICT TOTAL FEMALE	5	0	0	5	0	0	2	0	0	307	13	4.2	21	1	4.8	340	14	4.1	
DISTRICT TOTAL	6	0	0	14	0	0	5	0	0	650	32	4.9	45	2	4.4	720	34	4.7	
DISTRICT TOTALS (ALTERNATIVE SCHOOLS ONLY)																			
DISTRICT TOTAL MALE	0	0	0	0	0	0	0	0	0	0	0	0	0	0	0	0	0	0	
DISTRICT TOTAL FEMALE	0	0	0	0	0	0	0	0	0	0	0	0	0	0	0	0	0	0	
DISTRICT TOTAL	0	0	0	0	0	0	0	0	0	0	0	0	0	0	0	0	0	0	
DISTRICT: 1040 ACADEMY 20																			
DISTRICT TOTALS (INCLUDING ALTERNATIVE SCHOOLS)																			
7TH GRADE MALE	9	0	0	28	0	0	21	0	0	704	0	0	54	0	0	816	0	0	
7TH GRADE FEMALE	8	0	0	31	0	0	20	0	0	643	0	0	49	0	0	751	0	0	
7TH GRADE TOTAL	17	0	0	59	0	0	41	0	0	1,347	0	0	103	0	0	1,567	0	0	
8TH GRADE MALE	9	0	0	37	0	0	43	0	0	789	2	0.3	48	0	0	926	2	0.2	

2/5/2006 COLORADO DEPARTMENT OF EDUCATION PAGE : 1
 2003-2004 STATE DROPOUT COUNTS BY DISTRICT

	AMERICAN INDIAN OR ALASKAN NATIVE	AMERICAN INDIAN OR ALASKAN NATIVE	AMERICAN INDIAN OR ALASKAN NATIVE	ASIAN PACIFIC ISLANDER	ASIAN PACIFIC ISLANDER	ASIAN PACIFIC ISLANDER	BLACK NOT OF HISPANIC ORIGIN	BLACK NOT OF HISPANIC ORIGIN	BLACK NOT OF HISPANIC ORIGIN	WHITE NOT OF HISPANIC ORIGIN	WHITE NOT OF HISPANIC ORIGIN	WHITE NOT OF HISPANIC ORIGIN	HISPANIC PUPIL COUNT	HISPANIC DROPOUTS	HISPANIC DROPOUT RATE	TOTALS PUPIL COUNT	TOTALS DROPOUTS	TOTALS DROPOUT RATE
8TH GRADE FEMALE	10	0	0	38	0	0	40	1	2.5	729	0	0	63	1	1.6	880	2	0.2
8TH GRADE TOTAL	19	0	0	75	0	0	83	1	1.2	1,518	2	0.1	111	1	0.9	1,806	4	0.2
9TH GRADE MALE	4	0	0	38	0	0	37	1	2.7	756	4	0.5	46	1	2.2	881	6	0.7
9TH GRADE FEMALE	13	0	0	29	0	0	38	0	0	712	4	0.6	59	0	0	851	4	0.5
9TH GRADE TOTAL	17	0	0	67	0	0	75	1	1.3	1,468	8	0.5	105	1	1	1,732	10	0.6
10TH GRADE MALE	8	0	0	42	1	2.4	38	0	0	787	15	1.9	47	0	0	922	16	1.7
10TH GRADE FEMALE	4	0	0	43	1	2.3	38	1	2.6	686	9	1.3	45	0	0	816	11	1.3
10TH GRADE TOTAL	12	0	0	85	2	2.4	76	1	1.3	1,473	24	1.6	92	0	0	1,738	27	1.6
11TH GRADE MALE	10	0	0	29	2	6.9	26	0	0	789	22	2.8	56	3	5.4	910	27	3
11TH GRADE FEMALE	7	0	0	34	1	2.9	41	0	0	720	13	1.8	48	1	2.1	850	15	1.8
11TH GRADE TOTAL	17	0	0	63	3	4.8	67	0	0	1,509	35	2.3	104	4	3.8	1,760	42	2.4
12TH GRADE MALE	11	1	9.1	32	1	3.1	26	2	7.7	654	14	2.1	27	0	0	750	18	2.4
12TH GRADE FEMALE	6	0	0	28	3	10.7	31	1	3.2	648	13	2	36	1	2.8	749	18	2.4
12TH GRADE TOTAL	17	1	5.9	60	4	6.7	57	3	5.3	1,302	27	2.1	63	1	1.6	1,499	36	2.4
DISTRICT TOTAL MALE	51	1	2	206	4	1.9	191	3	1.6	4,479	57	1.3	278	4	1.4	5,205	69	1.3
DISTRICT TOTAL FEMALE	48	0	0	203	5	2.5	208	3	1.4	4,138	39	0.9	300	3	1	4,897	50	1
DISTRICT TOTAL	99	1	1	409	9	2.2	399	6	1.5	8,617	96	1.1	578	7	1.2	10,102	119	1.2
DISTRICT TOTALS (EXCLUDING ALTERNATIVE SCHOOLS)																		
7TH GRADE MALE	9	0	0	28	0	0	21	0	0	704	0	0	54	0	0	816	0	0
7TH GRADE FEMALE	8	0	0	31	0	0	20	0	0	643	0	0	49	0	0	751	0	0
7TH GRADE TOTAL	17	0	0	59	0	0	41	0	0	1,347	0	0	103	0	0	1,567	0	0
8TH GRADE MALE	9	0	0	37	0	0	43	0	0	789	2	0.3	48	0	0	926	2	0.2
8TH GRADE FEMALE	10	0	0	38	0	0	40	1	2.5	729	0	0	63	1	1.6	880	2	0.2
8TH GRADE TOTAL	19	0	0	75	0	0	83	1	1.2	1,518	2	0.1	111	1	0.9	1,806	4	0.2
9TH GRADE MALE	4	0	0	38	0	0	37	1	2.7	750	3	0.4	46	1	2.2	875	5	0.6
9TH GRADE FEMALE	13	0	0	29	0	0	38	0	0	709	4	0.6	59	0	0	848	4	0.5
9TH GRADE TOTAL	17	0	0	67	0	0	75	1	1.3	1,459	7	0.5	105	1	1	1,723	9	0.5
10TH GRADE MALE	8	0	0	42	1	2.4	38	0	0	764	12	1.6	46	0	0	898	13	1.4
10TH GRADE FEMALE	3	0	0	43	1	2.3	37	0	0	675	6	0.9	45	0	0	803	7	0.9
10TH GRADE TOTAL	11	0	0	85	2	2.4	75	0	0	1,439	18	1.3	91	0	0	1,701	20	1.2
11TH GRADE MALE	10	0	0	26	1	3.8	25	0	0	757	18	2.4	56	3	5.4	874	22	2.5
11TH GRADE FEMALE	7	0	0	32	0	0	41	0	0	704	12	1.7	47	1	2.1	831	13	1.6
11TH GRADE TOTAL	17	0	0	58	1	1.7	66	0	0	1,461	30	2.1	103	4	3.9	1,705	35	2.1
12TH GRADE MALE	11	1	9.1	32	1	3.1	26	2	7.7	633	14	2.2	27	0	0	729	18	2.5
12TH GRADE FEMALE	6	0	0	27	3	11.1	30	1	3.3	632	11	1.7	36	1	2.8	731	16	2.2
12TH GRADE TOTAL	17	1	5.9	59	4	6.8	56	3	5.4	1,265	25	2	63	1	1.6	1,460	34	2.3
DISTRICT TOTAL MALE	51	1	2	203	3	1.5	190	3	1.6	4,397	49	1.1	277	4	1.4	5,118	60	1.2
DISTRICT TOTAL FEMALE	47	0	0	200	4	2	206	2	1	4,092	33	0.8	299	3	1	4,844	42	0.9
DISTRICT TOTAL	98	1	1	403	7	1.7	396	5	1.3	8,489	82	1	576	7	1.2	9,962	102	1
DISTRICT TOTALS (ALTERNATIVE SCHOOLS ONLY)																		
9TH GRADE MALE	0	0	0	0	0	0	0	0	0	6	1	16.7	0	0	0	6	1	16.7
9TH GRADE FEMALE	0	0	0	0	0	0	0	0	0	3	0	0	0	0	0	3	0	0
9TH GRADE TOTAL	0	0	0	0	0	0	0	0	0	9	1	11.1	0	0	0	9	1	11.1
10TH GRADE MALE	0	0	0	0	0	0	0	0	0	23	3	13	1	0	0	24	3	12.5
10TH GRADE FEMALE	1	0	0	0	0	0	1	1	100	11	3	27.3	0	0	0	13	4	30.8
10TH GRADE TOTAL	1	0	0	0	0	0	1	1	100	34	6	17.6	1	0	0	37	7	18.9
11TH GRADE MALE	0	0	0	3	1	33.3	1	0	0	32	4	12.5	0	0	0	36	5	13.9
11TH GRADE FEMALE	0	0	0	2	1	50	0	0	0	16	1	6.3	1	0	0	19	2	10.5
11TH GRADE TOTAL	0	0	0	5	2	40	1	0	0	48	5	10.4	1	0	0	55	7	12.7


2/5/2006 COLORADO DEPARTMENT OF EDUCATION PAGE : 1
 2003-2004 STATE DROPOUT COUNTS BY DISTRICT

	AMERICAN INDIAN OR ALASKAN NATIVE	AMERICAN INDIAN OR ALASKAN NATIVE	AMERICAN INDIAN OR ALASKAN NATIVE	ASIAN PACIFIC ISLANDER	ASIAN PACIFIC ISLANDER	ASIAN PACIFIC ISLANDER	BLACK NOT OF HISPANIC ORIGIN	BLACK NOT OF HISPANIC ORIGIN	BLACK NOT OF HISPANIC ORIGIN	WHITE NOT OF HISPANIC ORIGIN	WHITE NOT OF HISPANIC ORIGIN	WHITE NOT OF HISPANIC ORIGIN	HISPANIC PUPIL COUNT	HISPANIC DROPOUTS	HISPANIC DROPOUT RATE	TOTALS PUPIL COUNT	TOTALS DROPOUTS	TOTALS DROPOUT RATE
12TH GRADE MALE	0	0	0	0	0	0	0	0	0	21	0	0	0	0	0	21	0	0
12TH GRADE FEMALE	0	0	0	1	0	0	1	0	0	16	2	12.5	0	0	0	18	2	11.1
12TH GRADE TOTAL	0	0	0	1	0	0	1	0	0	37	2	5.4	0	0	0	39	2	5.1
DISTRICT TOTAL MALE	0	0	0	3	1	33.3	1	0	0	82	8	9.8	1	0	0	87	9	10.3
DISTRICT TOTAL FEMALE	1	0	0	3	1	33.3	2	1	50	46	6	13	1	0	0	53	8	15.1
DISTRICT TOTAL	1	0	0	6	2	33.3	3	1	33.3	128	14	10.9	2	0	0	140	17	12.1
DISTRICT:	1050																	
		ELLICOTT 22																
DISTRICT TOTALS (INCLUDING ALTERNATIVE SCHOOLS)																		
7TH GRADE MALE	1	0	0	0	0	0	3	0	0	33	0	0	5	0	0	42	0	0
7TH GRADE FEMALE	0	0	0	0	0	0	1	0	0	18	1	5.6	6	0	0	25	1	4
7TH GRADE TOTAL	1	0	0	0	0	0	4	0	0	51	1	2	11	0	0	67	1	1.5
8TH GRADE MALE	2	0	0	0	0	0	2	0	0	45	1	2.2	4	0	0	53	1	1.9
8TH GRADE FEMALE	2	0	0	0	0	0	0	0	0	35	1	2.9	8	0	0	45	1	2.2
8TH GRADE TOTAL	4	0	0	0	0	0	2	0	0	80	2	2.5	12	0	0	98	2	2
9TH GRADE MALE	3	0	0	0	0	0	2	0	0	53	0	0	8	1	12.5	66	1	1.5
9TH GRADE FEMALE	3	0	0	0	0	0	1	0	0	38	0	0	9	0	0	51	0	0
9TH GRADE TOTAL	6	0	0	0	0	0	3	0	0	91	0	0	17	1	5.9	117	1	0.9
10TH GRADE MALE	3	0	0	0	0	0	3	0	0	53	3	5.7	8	3	37.5	67	6	9
10TH GRADE FEMALE	1	0	0	0	0	0	1	0	0	38	1	2.6	8	1	12.5	48	2	4.2
10TH GRADE TOTAL	4	0	0	0	0	0	4	0	0	91	4	4.4	16	4	25	115	8	7
11TH GRADE MALE	0	0	0	0	0	0	2	0	0	29	1	3.4	6	1	16.7	37	2	5.4
11TH GRADE FEMALE	0	0	0	0	0	0	0	0	0	22	1	4.5	4	0	0	26	1	3.8
11TH GRADE TOTAL	0	0	0	0	0	0	2	0	0	51	2	3.9	10	1	10	63	3	4.8
12TH GRADE MALE	0	0	0	0	0	0	0	0	0	33	2	6.1	0	0	0	33	2	6.1
12TH GRADE FEMALE	0	0	0	0	0	0	0	0	0	28	3	10.7	4	0	0	32	3	9.4
12TH GRADE TOTAL	0	0	0	0	0	0	0	0	0	61	5	8.2	4	0	0	65	5	7.7
DISTRICT TOTAL MALE	9	0	0	0	0	0	12	0	0	246	7	2.8	31	5	16.1	298	12	4
DISTRICT TOTAL FEMALE	6	0	0	0	0	0	3	0	0	179	7	3.9	39	1	2.6	227	8	3.5
DISTRICT TOTAL	15	0	0	0	0	0	15	0	0	425	14	3.3	70	6	8.6	525	20	3.8
DISTRICT TOTALS (EXCLUDING ALTERNATIVE SCHOOLS)																		
7TH GRADE MALE	1	0	0	0	0	0	3	0	0	33	0	0	5	0	0	42	0	0
7TH GRADE FEMALE	0	0	0	0	0	0	1	0	0	18	1	5.6	6	0	0	25	1	4
7TH GRADE TOTAL	1	0	0	0	0	0	4	0	0	51	1	2	11	0	0	67	1	1.5
8TH GRADE MALE	2	0	0	0	0	0	2	0	0	45	1	2.2	4	0	0	53	1	1.9
8TH GRADE FEMALE	2	0	0	0	0	0	0	0	0	35	1	2.9	8	0	0	45	1	2.2
8TH GRADE TOTAL	4	0	0	0	0	0	2	0	0	80	2	2.5	12	0	0	98	2	2
9TH GRADE MALE	3	0	0	0	0	0	2	0	0	53	0	0	8	1	12.5	66	1	1.5
9TH GRADE FEMALE	3	0	0	0	0	0	1	0	0	38	0	0	9	0	0	51	0	0
9TH GRADE TOTAL	6	0	0	0	0	0	3	0	0	91	0	0	17	1	5.9	117	1	0.9
10TH GRADE MALE	3	0	0	0	0	0	3	0	0	53	3	5.7	8	3	37.5	67	6	9
10TH GRADE FEMALE	1	0	0	0	0	0	1	0	0	38	1	2.6	8	1	12.5	48	2	4.2
10TH GRADE TOTAL	4	0	0	0	0	0	4	0	0	91	4	4.4	16	4	25	115	8	7
11TH GRADE MALE	0	0	0	0	0	0	2	0	0	29	1	3.4	6	1	16.7	37	2	5.4
11TH GRADE FEMALE	0	0	0	0	0	0	0	0	0	22	1	4.5	4	0	0	26	1	3.8
11TH GRADE TOTAL	0	0	0	0	0	0	2	0	0	51	2	3.9	10	1	10	63	3	4.8
12TH GRADE MALE	0	0	0	0	0	0	0	0	0	33	2	6.1	0	0	0	33	2	6.1
12TH GRADE FEMALE	0	0	0	0	0	0	0	0	0	28	3	10.7	4	0	0	32	3	9.4
12TH GRADE TOTAL	0	0	0	0	0	0	0	0	0	61	5	8.2	4	0	0	65	5	7.7
DISTRICT TOTAL MALE	9	0	0	0	0	0	12	0	0	246	7	2.8	31	5	16.1	298	12	4




2/5/2006 COLORADO DEPARTMENT OF EDUCATION PAGE : 1
 2003-2004 STATE DROPOUT COUNTS BY DISTRICT

	AMERICAN INDIAN OR ALASKAN NATIVE	AMERICAN INDIAN OR ALASKAN NATIVE	AMERICAN INDIAN OR ALASKAN NATIVE	ASIAN PACIFIC ISLANDER	ASIAN PACIFIC ISLANDER	ASIAN PACIFIC ISLANDER	BLACK NOT OF HISPANIC ORIGIN	BLACK NOT OF HISPANIC ORIGIN	BLACK NOT OF HISPANIC ORIGIN	WHITE NOT OF HISPANIC ORIGIN	WHITE NOT OF HISPANIC ORIGIN	WHITE NOT OF HISPANIC ORIGIN	HISPANIC PUPIL COUNT	HISPANIC DROPOUTS	HISPANIC DROPOUT RATE	TOTALS PUPIL COUNT	TOTALS DROPOUTS	TOTALS DROPOUT RATE
DISTRICT TOTAL FEMALE	6	0	0	0	0	0	3	0	0	179	7	3.9	39	1	2.6	227	8	3.5
DISTRICT TOTAL	15	0	0	0	0	0	15	0	0	425	14	3.3	70	6	8.6	525	20	3.8
DISTRICT TOTALS (ALTERNATIVE SCHOOLS ONLY)																		
DISTRICT TOTAL MALE	0	0	0	0	0	0	0	0	0	0	0	0	0	0	0	0	0	0
DISTRICT TOTAL FEMALE	0	0	0	0	0	0	0	0	0	0	0	0	0	0	0	0	0	0
DISTRICT TOTAL	0	0	0	0	0	0	0	0	0	0	0	0	0	0	0	0	0	0
DISTRICT:	1060	PEYTON 23 JT																
DISTRICT TOTALS (INCLUDING ALTERNATIVE SCHOOLS)																		
7TH GRADE MALE	0	0	0	1	0	0	0	0	0	35	0	0	1	0	0	37	0	0
7TH GRADE FEMALE	0	0	0	0	0	0	0	0	0	28	0	0	1	0	0	29	0	0
7TH GRADE TOTAL	0	0	0	1	0	0	0	0	0	63	0	0	2	0	0	66	0	0
8TH GRADE MALE	0	0	0	0	0	0	0	0	0	36	0	0	1	0	0	37	0	0
8TH GRADE FEMALE	0	0	0	0	0	0	0	0	0	36	0	0	1	0	0	37	0	0
8TH GRADE TOTAL	0	0	0	0	0	0	0	0	0	72	0	0	2	0	0	74	0	0
9TH GRADE MALE	3	0	0	3	0	0	1	0	0	33	0	0	5	0	0	45	0	0
9TH GRADE FEMALE	1	0	0	0	0	0	1	0	0	34	0	0	1	0	0	37	0	0
9TH GRADE TOTAL	4	0	0	3	0	0	2	0	0	67	0	0	6	0	0	82	0	0
10TH GRADE MALE	1	0	0	0	0	0	1	0	0	30	1	3.3	1	0	0	33	1	3
10TH GRADE FEMALE	0	0	0	2	0	0	2	0	0	29	0	0	1	0	0	34	0	0
10TH GRADE TOTAL	1	0	0	2	0	0	3	0	0	59	1	1.7	2	0	0	67	1	1.5
11TH GRADE MALE	0	0	0	0	0	0	0	0	0	32	0	0	1	0	0	33	0	0
11TH GRADE FEMALE	1	0	0	1	0	0	4	0	0	27	0	0	1	0	0	34	0	0
11TH GRADE TOTAL	1	0	0	1	0	0	4	0	0	59	0	0	2	0	0	67	0	0
12TH GRADE MALE	0	0	0	0	0	0	0	0	0	34	1	2.9	1	0	0	35	1	2.9
12TH GRADE FEMALE	0	0	0	0	0	0	0	0	0	20	0	0	1	0	0	21	0	0
12TH GRADE TOTAL	0	0	0	0	0	0	0	0	0	54	1	1.9	2	0	0	56	1	1.8
DISTRICT TOTAL MALE	4	0	0	4	0	0	2	0	0	200	2	1	10	0	0	220	2	0.9
DISTRICT TOTAL FEMALE	2	0	0	3	0	0	7	0	0	174	0	0	6	0	0	192	0	0
DISTRICT TOTAL	6	0	0	7	0	0	9	0	0	374	2	0.5	16	0	0	412	2	0.5
DISTRICT TOTALS (EXCLUDING ALTERNATIVE SCHOOLS)																		
7TH GRADE MALE	0	0	0	1	0	0	0	0	0	35	0	0	1	0	0	37	0	0
7TH GRADE FEMALE	0	0	0	0	0	0	0	0	0	28	0	0	1	0	0	29	0	0
7TH GRADE TOTAL	0	0	0	1	0	0	0	0	0	63	0	0	2	0	0	66	0	0
8TH GRADE MALE	0	0	0	0	0	0	0	0	0	36	0	0	1	0	0	37	0	0
8TH GRADE FEMALE	0	0	0	0	0	0	0	0	0	36	0	0	1	0	0	37	0	0
8TH GRADE TOTAL	0	0	0	0	0	0	0	0	0	72	0	0	2	0	0	74	0	0
9TH GRADE MALE	3	0	0	3	0	0	1	0	0	33	0	0	5	0	0	45	0	0
9TH GRADE FEMALE	1	0	0	0	0	0	1	0	0	34	0	0	1	0	0	37	0	0
9TH GRADE TOTAL	4	0	0	3	0	0	2	0	0	67	0	0	6	0	0	82	0	0
10TH GRADE MALE	1	0	0	0	0	0	1	0	0	30	1	3.3	1	0	0	33	1	3
10TH GRADE FEMALE	0	0	0	2	0	0	2	0	0	29	0	0	1	0	0	34	0	0
10TH GRADE TOTAL	1	0	0	2	0	0	3	0	0	59	1	1.7	2	0	0	67	1	1.5
11TH GRADE MALE	0	0	0	0	0	0	0	0	0	32	0	0	1	0	0	33	0	0
11TH GRADE FEMALE	1	0	0	1	0	0	4	0	0	27	0	0	1	0	0	34	0	0
11TH GRADE TOTAL	1	0	0	1	0	0	4	0	0	59	0	0	2	0	0	67	0	0
12TH GRADE MALE	0	0	0	0	0	0	0	0	0	34	1	2.9	1	0	0	35	1	2.9
12TH GRADE FEMALE	0	0	0	0	0	0	0	0	0	20	0	0	1	0	0	21	0	0
12TH GRADE TOTAL	0	0	0	0	0	0	0	0	0	54	1	1.9	2	0	0	56	1	1.8
DISTRICT TOTAL MALE	4	0	0	4	0	0	2	0	0	200	2	1	10	0	0	220	2	0.9



2/5/2006 COLORADO DEPARTMENT OF EDUCATION PAGE : 1
 2003-2004 STATE DROPOUT COUNTS BY DISTRICT

	AMERICAN INDIAN OR ALASKAN NATIVE	AMERICAN INDIAN OR ALASKAN NATIVE	AMERICAN INDIAN OR ALASKAN NATIVE	ASIAN PACIFIC ISLANDER	ASIAN PACIFIC ISLANDER	ASIAN PACIFIC ISLANDER	BLACK NOT OF HISPANIC ORIGIN	BLACK NOT OF HISPANIC ORIGIN	BLACK NOT OF HISPANIC ORIGIN	WHITE NOT OF HISPANIC ORIGIN	WHITE NOT OF HISPANIC ORIGIN	WHITE NOT OF HISPANIC ORIGIN	HISPANIC PUPIL COUNT	HISPANIC DROPOUTS	HISPANIC DROPOUT RATE	TOTALS PUPIL COUNT	TOTALS DROPOUTS	TOTALS DROPOUT RATE
DISTRICT TOTAL FEMALE	2	0	0	3	0	0	7	0	0	174	0	0	6	0	0	192	0	0
DISTRICT TOTAL	6	0	0	7	0	0	9	0	0	374	2	0.5	16	0	0	412	2	0.5
DISTRICT TOTALS (ALTERNATIVE SCHOOLS ONLY)																		
DISTRICT TOTAL MALE	0	0	0	0	0	0	0	0	0	0	0	0	0	0	0	0	0	0
DISTRICT TOTAL FEMALE	0	0	0	0	0	0	0	0	0	0	0	0	0	0	0	0	0	0
DISTRICT TOTAL	0	0	0	0	0	0	0	0	0	0	0	0	0	0	0	0	0	0
DISTRICT:	1070	HANOVER 28																
DISTRICT TOTALS (INCLUDING ALTERNATIVE SCHOOLS)																		
7TH GRADE MALE	1	0	0	1	0	0	0	0	0	14	0	0	4	0	0	20	0	0
7TH GRADE FEMALE	1	0	0	0	0	0	1	0	0	11	0	0	6	0	0	19	0	0
7TH GRADE TOTAL	2	0	0	1	0	0	1	0	0	25	0	0	10	0	0	39	0	0
8TH GRADE MALE	0	0	0	0	0	0	1	0	0	17	0	0	0	0	0	18	0	0
8TH GRADE FEMALE	1	0	0	0	0	0	2	0	0	22	0	0	4	0	0	29	0	0
8TH GRADE TOTAL	1	0	0	0	0	0	3	0	0	39	0	0	4	0	0	47	0	0
9TH GRADE MALE	1	0	0	0	0	0	3	0	0	9	0	0	6	1	16.7	19	1	5.3
9TH GRADE FEMALE	1	0	0	0	0	0	2	0	0	9	1	11.1	3	0	0	15	1	6.7
9TH GRADE TOTAL	2	0	0	0	0	0	5	0	0	18	1	5.6	9	1	11.1	34	2	5.9
10TH GRADE MALE	0	0	0	0	0	0	0	0	0	16	2	12.5	7	0	0	23	2	8.7
10TH GRADE FEMALE	0	0	0	0	0	0	0	0	0	11	0	0	3	1	33.3	14	1	7.1
10TH GRADE TOTAL	0	0	0	0	0	0	0	0	0	27	2	7.4	10	1	10	37	3	8.1
11TH GRADE MALE	1	0	0	0	0	0	2	0	0	13	0	0	1	0	0	17	0	0
11TH GRADE FEMALE	0	0	0	0	0	0	0	0	0	8	1	12.5	5	0	0	13	1	7.7
11TH GRADE TOTAL	1	0	0	0	0	0	2	0	0	21	1	4.8	6	0	0	30	1	3.3
12TH GRADE MALE	0	0	0	0	0	0	0	0	0	6	0	0	1	0	0	7	0	0
12TH GRADE FEMALE	1	0	0	0	0	0	0	0	0	9	0	0	0	0	0	10	0	0
12TH GRADE TOTAL	1	0	0	0	0	0	0	0	0	15	0	0	1	0	0	17	0	0
DISTRICT TOTAL MALE	3	0	0	1	0	0	6	0	0	75	2	2.7	19	1	5.3	104	3	2.9
DISTRICT TOTAL FEMALE	4	0	0	0	0	0	5	0	0	70	2	2.9	21	1	4.8	100	3	3
DISTRICT TOTAL	7	0	0	1	0	0	11	0	0	145	4	2.8	40	2	5	204	6	2.9
DISTRICT TOTALS (EXCLUDING ALTERNATIVE SCHOOLS)																		
7TH GRADE MALE	1	0	0	1	0	0	0	0	0	14	0	0	4	0	0	20	0	0
7TH GRADE FEMALE	1	0	0	0	0	0	1	0	0	11	0	0	6	0	0	19	0	0
7TH GRADE TOTAL	2	0	0	1	0	0	1	0	0	25	0	0	10	0	0	39	0	0
8TH GRADE MALE	0	0	0	0	0	0	1	0	0	17	0	0	0	0	0	18	0	0
8TH GRADE FEMALE	1	0	0	0	0	0	2	0	0	22	0	0	4	0	0	29	0	0
8TH GRADE TOTAL	1	0	0	0	0	0	3	0	0	39	0	0	4	0	0	47	0	0
9TH GRADE MALE	1	0	0	0	0	0	3	0	0	9	0	0	6	1	16.7	19	1	5.3
9TH GRADE FEMALE	1	0	0	0	0	0	2	0	0	9	1	11.1	3	0	0	15	1	6.7
9TH GRADE TOTAL	2	0	0	0	0	0	5	0	0	18	1	5.6	9	1	11.1	34	2	5.9
10TH GRADE MALE	0	0	0	0	0	0	0	0	0	16	2	12.5	7	0	0	23	2	8.7
10TH GRADE FEMALE	0	0	0	0	0	0	0	0	0	11	0	0	3	1	33.3	14	1	7.1
10TH GRADE TOTAL	0	0	0	0	0	0	0	0	0	27	2	7.4	10	1	10	37	3	8.1
11TH GRADE MALE	1	0	0	0	0	0	2	0	0	13	0	0	1	0	0	17	0	0
11TH GRADE FEMALE	0	0	0	0	0	0	0	0	0	8	1	12.5	5	0	0	13	1	7.7
11TH GRADE TOTAL	1	0	0	0	0	0	2	0	0	21	1	4.8	6	0	0	30	1	3.3
12TH GRADE MALE	0	0	0	0	0	0	0	0	0	6	0	0	1	0	0	7	0	0
12TH GRADE FEMALE	1	0	0	0	0	0	0	0	0	9	0	0	0	0	0	10	0	0
12TH GRADE TOTAL	1	0	0	0	0	0	0	0	0	15	0	0	1	0	0	17	0	0
DISTRICT TOTAL MALE	3	0	0	1	0	0	6	0	0	75	2	2.7	19	1	5.3	104	3	2.9



2/5/2006 COLORADO DEPARTMENT OF EDUCATION PAGE : 1
 2003-2004 STATE DROPOUT COUNTS BY DISTRICT


	AMERICAN INDIAN OR ALASKAN NATIVE	AMERICAN INDIAN OR ALASKAN NATIVE	AMERICAN INDIAN OR ALASKAN NATIVE	ASIAN PACIFIC ISLANDER	ASIAN PACIFIC ISLANDER	ASIAN PACIFIC ISLANDER	BLACK NOT OF HISPANIC ORIGIN	BLACK NOT OF HISPANIC ORIGIN	BLACK NOT OF HISPANIC ORIGIN	WHITE NOT OF HISPANIC ORIGIN	WHITE NOT OF HISPANIC ORIGIN	WHITE NOT OF HISPANIC ORIGIN	HISPANIC PUPIL COUNT	HISPANIC DROPOUTS	HISPANIC DROPOUT RATE	TOTALS PUPIL COUNT	TOTALS DROPOUTS	TOTALS DROPOUT RATE	
DISTRICT TOTAL FEMALE	4	0	0	0	0	0	5	0	0	70	2	2.9	21	1	4.8	100	3	3	
DISTRICT TOTAL	7	0	0	1	0	0	11	0	0	145	4	2.8	40	2	5	204	6	2.9	
DISTRICT TOTALS (ALTERNATIVE SCHOOLS ONLY)																			
DISTRICT TOTAL MALE	0	0	0	0	0	0	0	0	0	0	0	0	0	0	0	0	0	0	
DISTRICT TOTAL FEMALE	0	0	0	0	0	0	0	0	0	0	0	0	0	0	0	0	0	0	
DISTRICT TOTAL	0	0	0	0	0	0	0	0	0	0	0	0	0	0	0	0	0	0	
DISTRICT:	1080	LEWIS-PALMER 38																	
DISTRICT TOTALS (INCLUDING ALTERNATIVE SCHOOLS)																			
7TH GRADE MALE	0	0	0	4	0	0	2	0	0	229	2	0.9	16	0	0	251	2	0.8	
7TH GRADE FEMALE	1	0	0	3	0	0	3	0	0	220	1	0.5	12	0	0	239	1	0.4	
7TH GRADE TOTAL	1	0	0	7	0	0	5	0	0	449	3	0.7	28	0	0	490	3	0.6	
8TH GRADE MALE	1	0	0	5	0	0	5	0	0	242	0	0	7	0	0	260	0	0	
8TH GRADE FEMALE	0	0	0	6	0	0	3	0	0	214	0	0	9	0	0	232	0	0	
8TH GRADE TOTAL	1	0	0	11	0	0	8	0	0	456	0	0	16	0	0	492	0	0	
9TH GRADE MALE	3	0	0	5	0	0	5	0	0	269	2	0.7	13	0	0	295	2	0.7	
9TH GRADE FEMALE	3	0	0	3	0	0	5	0	0	237	1	0.4	19	0	0	267	1	0.4	
9TH GRADE TOTAL	6	0	0	8	0	0	10	0	0	506	3	0.6	32	0	0	562	3	0.5	
10TH GRADE MALE	1	0	0	4	0	0	3	0	0	233	0	0	10	0	0	251	0	0	
10TH GRADE FEMALE	0	0	0	3	0	0	2	0	0	206	1	0.5	5	0	0	216	1	0.5	
10TH GRADE TOTAL	1	0	0	7	0	0	5	0	0	439	1	0.2	15	0	0	467	1	0.2	
11TH GRADE MALE	1	0	0	0	0	0	3	2	66.7	210	2	1	5	0	0	219	4	1.8	
11TH GRADE FEMALE	0	0	0	4	0	0	0	0	0	168	1	0.6	8	1	12.5	180	2	1.1	
11TH GRADE TOTAL	1	0	0	4	0	0	3	2	66.7	378	3	0.8	13	1	7.7	399	6	1.5	
12TH GRADE MALE	1	0	0	5	0	0	3	0	0	190	0	0	4	0	0	203	0	0	
12TH GRADE FEMALE	1	0	0	6	0	0	3	0	0	190	3	1.6	6	0	0	206	3	1.5	
12TH GRADE TOTAL	2	0	0	11	0	0	6	0	0	380	3	0.8	10	0	0	409	3	0.7	
DISTRICT TOTAL MALE	7	0	0	23	0	0	21	2	9.5	1,373	6	0.4	55	0	0	1,479	8	0.5	
DISTRICT TOTAL FEMALE	5	0	0	25	0	0	16	0	0	1,235	7	0.6	59	1	1.7	1,340	8	0.6	
DISTRICT TOTAL	12	0	0	48	0	0	37	2	5.4	2,608	13	0.5	114	1	0.9	2,819	16	0.6	
DISTRICT TOTALS (EXCLUDING ALTERNATIVE SCHOOLS)																			
7TH GRADE MALE	0	0	0	4	0	0	2	0	0	229	2	0.9	16	0	0	251	2	0.8	
7TH GRADE FEMALE	1	0	0	3	0	0	3	0	0	220	1	0.5	12	0	0	239	1	0.4	
7TH GRADE TOTAL	1	0	0	7	0	0	5	0	0	449	3	0.7	28	0	0	490	3	0.6	
8TH GRADE MALE	1	0	0	5	0	0	5	0	0	242	0	0	7	0	0	260	0	0	
8TH GRADE FEMALE	0	0	0	6	0	0	3	0	0	214	0	0	9	0	0	232	0	0	
8TH GRADE TOTAL	1	0	0	11	0	0	8	0	0	456	0	0	16	0	0	492	0	0	
9TH GRADE MALE	3	0	0	5	0	0	5	0	0	269	2	0.7	13	0	0	295	2	0.7	
9TH GRADE FEMALE	3	0	0	3	0	0	5	0	0	237	1	0.4	19	0	0	267	1	0.4	
9TH GRADE TOTAL	6	0	0	8	0	0	10	0	0	506	3	0.6	32	0	0	562	3	0.5	
10TH GRADE MALE	1	0	0	4	0	0	3	0	0	233	0	0	10	0	0	251	0	0	
10TH GRADE FEMALE	0	0	0	3	0	0	2	0	0	206	1	0.5	5	0	0	216	1	0.5	
10TH GRADE TOTAL	1	0	0	7	0	0	5	0	0	439	1	0.2	15	0	0	467	1	0.2	
11TH GRADE MALE	1	0	0	0	0	0	3	2	66.7	210	2	1	5	0	0	219	4	1.8	
11TH GRADE FEMALE	0	0	0	4	0	0	0	0	0	168	1	0.6	8	1	12.5	180	2	1.1	
11TH GRADE TOTAL	1	0	0	4	0	0	3	2	66.7	378	3	0.8	13	1	7.7	399	6	1.5	
12TH GRADE MALE	1	0	0	5	0	0	3	0	0	190	0	0	4	0	0	203	0	0	
12TH GRADE FEMALE	1	0	0	6	0	0	3	0	0	190	3	1.6	6	0	0	206	3	1.5	
12TH GRADE TOTAL	2	0	0	11	0	0	6	0	0	380	3	0.8	10	0	0	409	3	0.7	
DISTRICT TOTAL MALE	7	0	0	23	0	0	21	2	9.5	1,373	6	0.4	55	0	0	1,479	8	0.5	

2/5/2006 COLORADO DEPARTMENT OF EDUCATION PAGE : 1
 2003-2004 STATE DROPOUT COUNTS BY DISTRICT

	AMERICAN INDIAN OR ALASKAN NATIVE	AMERICAN INDIAN OR ALASKAN NATIVE	AMERICAN INDIAN OR ALASKAN NATIVE	ASIAN PACIFIC ISLANDER	ASIAN PACIFIC ISLANDER	ASIAN PACIFIC ISLANDER	BLACK NOT OF HISPANIC ORIGIN	BLACK NOT OF HISPANIC ORIGIN	BLACK NOT OF HISPANIC ORIGIN	WHITE NOT OF HISPANIC ORIGIN	WHITE NOT OF HISPANIC ORIGIN	WHITE NOT OF HISPANIC ORIGIN	HISPANIC PUPIL COUNT	HISPANIC DROPOUTS	HISPANIC DROPOUT RATE	TOTALS PUPIL COUNT	TOTALS DROPOUTS	TOTALS DROPOUT RATE	
DISTRICT TOTAL FEMALE	5	0	0	25	0	0	16	0	0	1,235	7	0.6	59	1	1.7	1,340	8	0.6	
DISTRICT TOTAL	12	0	0	48	0	0	37	2	5.4	2,608	13	0.5	114	1	0.9	2,819	16	0.6	
DISTRICT TOTALS (ALTERNATIVE SCHOOLS ONLY)																			
DISTRICT TOTAL MALE	0	0	0	0	0	0	0	0	0	0	0	0	0	0	0	0	0	0	0
DISTRICT TOTAL FEMALE	0	0	0	0	0	0	0	0	0	0	0	0	0	0	0	0	0	0	0
DISTRICT TOTAL	0	0	0	0	0	0	0	0	0	0	0	0	0	0	0	0	0	0	0
DISTRICT:	1110	FALCON 49																	
DISTRICT TOTALS (INCLUDING ALTERNATIVE SCHOOLS)																			
7TH GRADE MALE	9	0	0	24	0	0	39	0	0	304	0	0	55	0	0	431	0	0	0
7TH GRADE FEMALE	9	0	0	18	0	0	33	0	0	285	0	0	53	0	0	398	0	0	0
7TH GRADE TOTAL	18	0	0	42	0	0	72	0	0	589	0	0	108	0	0	829	0	0	0
8TH GRADE MALE	6	0	0	11	0	0	39	0	0	293	0	0	46	0	0	395	0	0	0
8TH GRADE FEMALE	13	0	0	12	0	0	39	0	0	278	0	0	48	0	0	390	0	0	0
8TH GRADE TOTAL	19	0	0	23	0	0	78	0	0	571	0	0	94	0	0	785	0	0	0
9TH GRADE MALE	5	0	0	24	0	0	52	1	1.9	263	5	1.9	52	4	7.7	396	10	2.5	
9TH GRADE FEMALE	8	0	0	21	0	0	40	0	0	296	6	2	47	1	2.1	412	7	1.7	
9TH GRADE TOTAL	13	0	0	45	0	0	92	1	1.1	559	11	2	99	5	5.1	808	17	2.1	
10TH GRADE MALE	8	0	0	17	0	0	37	2	5.4	253	6	2.4	32	1	3.1	347	9	2.6	
10TH GRADE FEMALE	4	1	25	23	0	0	25	1	4	252	11	4.4	38	3	7.9	342	16	4.7	
10TH GRADE TOTAL	12	1	8.3	40	0	0	62	3	4.8	505	17	3.4	70	4	5.7	689	25	3.6	
11TH GRADE MALE	2	0	0	11	0	0	30	0	0	239	10	4.2	33	3	9.1	315	13	4.1	
11TH GRADE FEMALE	6	1	16.7	17	1	5.9	26	1	3.8	215	13	6	32	4	12.5	296	20	6.8	
11TH GRADE TOTAL	8	1	12.5	28	1	3.6	56	1	1.8	454	23	5.1	65	7	10.8	611	33	5.4	
12TH GRADE MALE	2	0	0	13	4	30.8	28	0	0	213	20	9.4	25	1	4	281	25	8.9	
12TH GRADE FEMALE	7	0	0	14	0	0	30	0	0	163	9	5.5	28	2	7.1	242	11	4.5	
12TH GRADE TOTAL	9	0	0	27	4	14.8	58	0	0	376	29	7.7	53	3	5.7	523	36	6.9	
DISTRICT TOTAL MALE	32	0	0	100	4	4	225	3	1.3	1,565	41	2.6	243	9	3.7	2,165	57	2.6	
DISTRICT TOTAL FEMALE	47	2	4.3	105	1	1	193	2	1	1,489	39	2.6	246	10	4.1	2,080	54	2.6	
DISTRICT TOTAL	79	2	2.5	205	5	2.4	418	5	1.2	3,054	80	2.6	489	19	3.9	4,245	111	2.6	
DISTRICT TOTALS (EXCLUDING ALTERNATIVE SCHOOLS)																			
7TH GRADE MALE	9	0	0	24	0	0	39	0	0	304	0	0	55	0	0	431	0	0	0
7TH GRADE FEMALE	9	0	0	18	0	0	33	0	0	285	0	0	53	0	0	398	0	0	0
7TH GRADE TOTAL	18	0	0	42	0	0	72	0	0	589	0	0	108	0	0	829	0	0	0
8TH GRADE MALE	6	0	0	11	0	0	39	0	0	293	0	0	46	0	0	395	0	0	0
8TH GRADE FEMALE	13	0	0	12	0	0	39	0	0	278	0	0	48	0	0	390	0	0	0
8TH GRADE TOTAL	19	0	0	23	0	0	78	0	0	571	0	0	94	0	0	785	0	0	0
9TH GRADE MALE	5	0	0	24	0	0	52	1	1.9	263	5	1.9	52	4	7.7	396	10	2.5	
9TH GRADE FEMALE	8	0	0	21	0	0	40	0	0	296	6	2	47	1	2.1	412	7	1.7	
9TH GRADE TOTAL	13	0	0	45	0	0	92	1	1.1	559	11	2	99	5	5.1	808	17	2.1	
10TH GRADE MALE	8	0	0	17	0	0	37	2	5.4	253	6	2.4	32	1	3.1	347	9	2.6	
10TH GRADE FEMALE	4	1	25	23	0	0	25	1	4	252	11	4.4	38	3	7.9	342	16	4.7	
10TH GRADE TOTAL	12	1	8.3	40	0	0	62	3	4.8	505	17	3.4	70	4	5.7	689	25	3.6	
11TH GRADE MALE	2	0	0	11	0	0	30	0	0	239	10	4.2	33	3	9.1	315	13	4.1	
11TH GRADE FEMALE	6	1	16.7	17	1	5.9	26	1	3.8	215	13	6	32	4	12.5	296	20	6.8	
11TH GRADE TOTAL	8	1	12.5	28	1	3.6	56	1	1.8	454	23	5.1	65	7	10.8	611	33	5.4	
12TH GRADE MALE	2	0	0	13	4	30.8	28	0	0	213	20	9.4	25	1	4	281	25	8.9	
12TH GRADE FEMALE	7	0	0	14	0	0	30	0	0	163	9	5.5	28	2	7.1	242	11	4.5	
12TH GRADE TOTAL	9	0	0	27	4	14.8	58	0	0	376	29	7.7	53	3	5.7	523	36	6.9	
DISTRICT TOTAL MALE	32	0	0	100	4	4	225	3	1.3	1,565	41	2.6	243	9	3.7	2,165	57	2.6	

2/5/2006 COLORADO DEPARTMENT OF EDUCATION PAGE : 1
 2003-2004 STATE DROPOUT COUNTS BY DISTRICT

	AMERICAN INDIAN OR ALASKAN NATIVE	AMERICAN INDIAN OR ALASKAN NATIVE	AMERICAN INDIAN OR ALASKAN NATIVE	ASIAN PACIFIC ISLANDER	ASIAN PACIFIC ISLANDER	ASIAN PACIFIC ISLANDER	BLACK NOT OF HISPANIC ORIGIN	BLACK NOT OF HISPANIC ORIGIN	BLACK NOT OF HISPANIC ORIGIN	WHITE NOT OF HISPANIC ORIGIN	WHITE NOT OF HISPANIC ORIGIN	WHITE NOT OF HISPANIC ORIGIN	HISPANIC PUPIL COUNT	HISPANIC DROPOUTS	HISPANIC DROPOUT RATE	TOTALS PUPIL COUNT	TOTALS DROPOUTS	TOTALS DROPOUT RATE	
DISTRICT TOTAL FEMALE	47	2	4.3	105	1	1	193	2	1	1,489	39	2.6	246	10	4.1	2,080	54	2.6	
DISTRICT TOTAL	79	2	2.5	205	5	2.4	418	5	1.2	3,054	80	2.6	489	19	3.9	4,245	111	2.6	
DISTRICT TOTALS (ALTERNATIVE SCHOOLS ONLY)																			
DISTRICT TOTAL MALE	0	0	0	0	0	0	0	0	0	0	0	0	0	0	0	0	0	0	0
DISTRICT TOTAL FEMALE	0	0	0	0	0	0	0	0	0	0	0	0	0	0	0	0	0	0	0
DISTRICT TOTAL	0	0	0	0	0	0	0	0	0	0	0	0	0	0	0	0	0	0	0
DISTRICT:	1120	EDISON 54 JT																	
DISTRICT TOTALS (INCLUDING ALTERNATIVE SCHOOLS)																			
7TH GRADE MALE	0	0	0	0	0	0	1	0	0	1	0	0	0	0	0	2	0	0	0
7TH GRADE FEMALE	0	0	0	0	0	0	0	0	0	2	0	0	0	0	0	2	0	0	0
7TH GRADE TOTAL	0	0	0	0	0	0	1	0	0	3	0	0	0	0	0	4	0	0	0
8TH GRADE MALE	0	0	0	0	0	0	0	0	0	8	0	0	2	0	0	10	0	0	0
8TH GRADE FEMALE	0	0	0	0	0	0	0	0	0	8	0	0	1	0	0	9	0	0	0
8TH GRADE TOTAL	0	0	0	0	0	0	0	0	0	16	0	0	3	0	0	19	0	0	0
9TH GRADE MALE	0	0	0	0	0	0	0	0	0	7	0	0	0	0	0	7	0	0	0
9TH GRADE FEMALE	0	0	0	0	0	0	0	0	0	6	0	0	1	0	0	7	0	0	0
9TH GRADE TOTAL	0	0	0	0	0	0	0	0	0	13	0	0	1	0	0	14	0	0	0
10TH GRADE MALE	0	0	0	0	0	0	0	0	0	5	0	0	1	0	0	6	0	0	0
10TH GRADE FEMALE	0	0	0	0	0	0	0	0	0	4	0	0	2	0	0	6	0	0	0
10TH GRADE TOTAL	0	0	0	0	0	0	0	0	0	9	0	0	3	0	0	12	0	0	0
11TH GRADE MALE	0	0	0	0	0	0	0	0	0	7	1	14.3	3	0	0	10	1	10	0
11TH GRADE FEMALE	0	0	0	0	0	0	1	0	0	9	0	0	0	0	0	10	0	0	0
11TH GRADE TOTAL	0	0	0	0	0	0	1	0	0	16	1	6.3	3	0	0	20	1	5	0
12TH GRADE MALE	2	2	100	0	0	0	0	0	0	5	0	0	0	0	0	7	2	28.6	0
12TH GRADE FEMALE	0	0	0	0	0	0	0	0	0	5	1	20	0	0	0	5	1	20	0
12TH GRADE TOTAL	2	2	100	0	0	0	0	0	0	10	1	10	0	0	0	12	3	25	0
DISTRICT TOTAL MALE	2	2	100	0	0	0	1	0	0	33	1	3	6	0	0	42	3	7.1	0
DISTRICT TOTAL FEMALE	0	0	0	0	0	0	1	0	0	34	1	2.9	4	0	0	39	1	2.6	0
DISTRICT TOTAL	2	2	100	0	0	0	2	0	0	67	2	3	10	0	0	81	4	4.9	0
DISTRICT TOTALS (EXCLUDING ALTERNATIVE SCHOOLS)																			
7TH GRADE MALE	0	0	0	0	0	0	1	0	0	1	0	0	0	0	0	2	0	0	0
7TH GRADE FEMALE	0	0	0	0	0	0	0	0	0	2	0	0	0	0	0	2	0	0	0
7TH GRADE TOTAL	0	0	0	0	0	0	1	0	0	3	0	0	0	0	0	4	0	0	0
8TH GRADE MALE	0	0	0	0	0	0	0	0	0	8	0	0	2	0	0	10	0	0	0
8TH GRADE FEMALE	0	0	0	0	0	0	0	0	0	8	0	0	1	0	0	9	0	0	0
8TH GRADE TOTAL	0	0	0	0	0	0	0	0	0	16	0	0	3	0	0	19	0	0	0
9TH GRADE MALE	0	0	0	0	0	0	0	0	0	7	0	0	0	0	0	7	0	0	0
9TH GRADE FEMALE	0	0	0	0	0	0	0	0	0	6	0	0	1	0	0	7	0	0	0
9TH GRADE TOTAL	0	0	0	0	0	0	0	0	0	13	0	0	1	0	0	14	0	0	0
10TH GRADE MALE	0	0	0	0	0	0	0	0	0	5	0	0	1	0	0	6	0	0	0
10TH GRADE FEMALE	0	0	0	0	0	0	0	0	0	4	0	0	2	0	0	6	0	0	0
10TH GRADE TOTAL	0	0	0	0	0	0	0	0	0	9	0	0	3	0	0	12	0	0	0
11TH GRADE MALE	0	0	0	0	0	0	0	0	0	7	1	14.3	3	0	0	10	1	10	0
11TH GRADE FEMALE	0	0	0	0	0	0	1	0	0	9	0	0	0	0	0	10	0	0	0
11TH GRADE TOTAL	0	0	0	0	0	0	1	0	0	16	1	6.3	3	0	0	20	1	5	0
12TH GRADE MALE	2	2	100	0	0	0	0	0	0	5	0	0	0	0	0	7	2	28.6	0
12TH GRADE FEMALE	0	0	0	0	0	0	0	0	0	5	1	20	0	0	0	5	1	20	0
12TH GRADE TOTAL	2	2	100	0	0	0	0	0	0	10	1	10	0	0	0	12	3	25	0
DISTRICT TOTAL MALE	2	2	100	0	0	0	1	0	0	33	1	3	6	0	0	42	3	7.1	0



2/5/2006 COLORADO DEPARTMENT OF EDUCATION PAGE : 1
 2003-2004 STATE DROPOUT COUNTS BY DISTRICT

	AMERICAN INDIAN OR ALASKAN NATIVE	AMERICAN INDIAN OR ALASKAN NATIVE	AMERICAN INDIAN OR ALASKAN NATIVE	ASIAN PACIFIC ISLANDER	ASIAN PACIFIC ISLANDER	ASIAN PACIFIC ISLANDER	BLACK NOT OF HISPANIC ORIGIN	BLACK NOT OF HISPANIC ORIGIN	BLACK NOT OF HISPANIC ORIGIN	WHITE NOT OF HISPANIC ORIGIN	WHITE NOT OF HISPANIC ORIGIN	WHITE NOT OF HISPANIC ORIGIN	HISPANIC PUPIL COUNT	HISPANIC DROPOUTS	HISPANIC DROPOUT RATE	TOTALS PUPIL COUNT	TOTALS DROPOUTS	TOTALS DROPOUT RATE	
DISTRICT TOTAL FEMALE	0	0	0	0	0	0	1	0	0	34	1	2.9	4	0	0	39	1	2.6	
DISTRICT TOTAL	2	2	100	0	0	0	2	0	0	67	2	3	10	0	0	81	4	4.9	
DISTRICT TOTALS (ALTERNATIVE SCHOOLS ONLY)																			
DISTRICT TOTAL MALE	0	0	0	0	0	0	0	0	0	0	0	0	0	0	0	0	0	0	
DISTRICT TOTAL FEMALE	0	0	0	0	0	0	0	0	0	0	0	0	0	0	0	0	0	0	
DISTRICT TOTAL	0	0	0	0	0	0	0	0	0	0	0	0	0	0	0	0	0	0	
DISTRICT:	1130	MIAMI/YODER 60 JT																	
DISTRICT TOTALS (INCLUDING ALTERNATIVE SCHOOLS)																			
7TH GRADE MALE	0	0	0	0	0	0	1	0	0	15	2	13.3	4	0	0	20	2	10	
7TH GRADE FEMALE	0	0	0	1	0	0	0	0	0	12	0	0	0	0	0	13	0	0	
7TH GRADE TOTAL	0	0	0	1	0	0	1	0	0	27	2	7.4	4	0	0	33	2	6.1	
8TH GRADE MALE	1	0	0	0	0	0	1	0	0	16	0	0	3	0	0	21	0	0	
8TH GRADE FEMALE	0	0	0	0	0	0	1	0	0	15	0	0	4	0	0	20	0	0	
8TH GRADE TOTAL	1	0	0	0	0	0	2	0	0	31	0	0	7	0	0	41	0	0	
9TH GRADE MALE	2	0	0	0	0	0	0	0	0	26	0	0	3	0	0	31	0	0	
9TH GRADE FEMALE	0	0	0	1	0	0	0	0	0	22	1	4.5	0	0	0	23	1	4.3	
9TH GRADE TOTAL	2	0	0	1	0	0	0	0	0	48	1	2.1	3	0	0	54	1	1.9	
10TH GRADE MALE	0	0	0	1	0	0	0	0	0	22	1	4.5	3	0	0	26	1	3.8	
10TH GRADE FEMALE	0	0	0	0	0	0	0	0	0	17	1	5.9	2	1	50	19	2	10.5	
10TH GRADE TOTAL	0	0	0	1	0	0	0	0	0	39	2	5.1	5	1	20	45	3	6.7	
11TH GRADE MALE	2	0	0	0	0	0	0	0	0	23	1	4.3	2	0	0	27	1	3.7	
11TH GRADE FEMALE	0	0	0	0	0	0	0	0	0	15	3	20	1	0	0	16	3	18.8	
11TH GRADE TOTAL	2	0	0	0	0	0	0	0	0	38	4	10.5	3	0	0	43	4	9.3	
12TH GRADE MALE	0	0	0	0	0	0	0	0	0	10	1	10	0	0	0	10	1	10	
12TH GRADE FEMALE	0	0	0	0	0	0	0	0	0	8	0	0	2	1	50	10	1	10	
12TH GRADE TOTAL	0	0	0	0	0	0	0	0	0	18	1	5.6	2	1	50	20	2	10	
DISTRICT TOTAL MALE	5	0	0	1	0	0	2	0	0	112	5	4.5	15	0	0	135	5	3.7	
DISTRICT TOTAL FEMALE	0	0	0	2	0	0	1	0	0	89	5	5.6	9	2	22.2	101	7	6.9	
DISTRICT TOTAL	5	0	0	3	0	0	3	0	0	201	10	5	24	2	8.3	236	12	5.1	
DISTRICT TOTALS (EXCLUDING ALTERNATIVE SCHOOLS)																			
7TH GRADE MALE	0	0	0	0	0	0	1	0	0	15	2	13.3	4	0	0	20	2	10	
7TH GRADE FEMALE	0	0	0	1	0	0	0	0	0	12	0	0	0	0	0	13	0	0	
7TH GRADE TOTAL	0	0	0	1	0	0	1	0	0	27	2	7.4	4	0	0	33	2	6.1	
8TH GRADE MALE	1	0	0	0	0	0	1	0	0	16	0	0	3	0	0	21	0	0	
8TH GRADE FEMALE	0	0	0	0	0	0	1	0	0	15	0	0	4	0	0	20	0	0	
8TH GRADE TOTAL	1	0	0	0	0	0	2	0	0	31	0	0	7	0	0	41	0	0	
9TH GRADE MALE	2	0	0	0	0	0	0	0	0	26	0	0	3	0	0	31	0	0	
9TH GRADE FEMALE	0	0	0	1	0	0	0	0	0	22	1	4.5	0	0	0	23	1	4.3	
9TH GRADE TOTAL	2	0	0	1	0	0	0	0	0	48	1	2.1	3	0	0	54	1	1.9	
10TH GRADE MALE	0	0	0	1	0	0	0	0	0	22	1	4.5	3	0	0	26	1	3.8	
10TH GRADE FEMALE	0	0	0	0	0	0	0	0	0	17	1	5.9	2	1	50	19	2	10.5	
10TH GRADE TOTAL	0	0	0	1	0	0	0	0	0	39	2	5.1	5	1	20	45	3	6.7	
11TH GRADE MALE	2	0	0	0	0	0	0	0	0	23	1	4.3	2	0	0	27	1	3.7	
11TH GRADE FEMALE	0	0	0	0	0	0	0	0	0	15	3	20	1	0	0	16	3	18.8	
11TH GRADE TOTAL	2	0	0	0	0	0	0	0	0	38	4	10.5	3	0	0	43	4	9.3	
12TH GRADE MALE	0	0	0	0	0	0	0	0	0	10	1	10	0	0	0	10	1	10	
12TH GRADE FEMALE	0	0	0	0	0	0	0	0	0	8	0	0	2	1	50	10	1	10	
12TH GRADE TOTAL	0	0	0	0	0	0	0	0	0	18	1	5.6	2	1	50	20	2	10	
DISTRICT TOTAL MALE	5	0	0	1	0	0	2	0	0	112	5	4.5	15	0	0	135	5	3.7	

2/5/2006 COLORADO DEPARTMENT OF EDUCATION PAGE : 1
 2003-2004 STATE DROPOUT COUNTS BY DISTRICT


	AMERICAN INDIAN OR ALASKAN NATIVE	AMERICAN INDIAN OR ALASKAN NATIVE	AMERICAN INDIAN OR ALASKAN NATIVE	ASIAN PACIFIC ISLANDER	ASIAN PACIFIC ISLANDER	ASIAN PACIFIC ISLANDER	BLACK NOT OF HISPANIC ORIGIN	BLACK NOT OF HISPANIC ORIGIN	BLACK NOT OF HISPANIC ORIGIN	WHITE NOT OF HISPANIC ORIGIN	WHITE NOT OF HISPANIC ORIGIN	WHITE NOT OF HISPANIC ORIGIN	HISPANIC PUPIL COUNT	HISPANIC DROPOUTS	HISPANIC DROPOUT RATE	TOTALS PUPIL COUNT	TOTALS DROPOUTS	TOTALS DROPOUT RATE
DISTRICT TOTAL FEMALE	0	0	0	2	0	0	1	0	0	89	5	5.6	9	2	22.2	101	7	6.9
DISTRICT TOTAL	5	0	0	3	0	0	3	0	0	201	10	5	24	2	8.3	236	12	5.1
DISTRICT TOTALS (ALTERNATIVE SCHOOLS ONLY)																		
DISTRICT TOTAL MALE	0	0	0	0	0	0	0	0	0	0	0	0	0	0	0	0	0	0
DISTRICT TOTAL FEMALE	0	0	0	0	0	0	0	0	0	0	0	0	0	0	0	0	0	0
DISTRICT TOTAL	0	0	0	0	0	0	0	0	0	0	0	0	0	0	0	0	0	0
COUNTY :	22 FREMONT																	
DISTRICT:	1140 CANON CITY RE-1																	
DISTRICT TOTALS (INCLUDING ALTERNATIVE SCHOOLS)																		
7TH GRADE MALE	1	0	0	1	0	0	1	0	0	161	0	0	17	0	0	181	0	0
7TH GRADE FEMALE	2	0	0	0	0	0	0	0	0	182	0	0	8	0	0	192	0	0
7TH GRADE TOTAL	3	0	0	1	0	0	1	0	0	343	0	0	25	0	0	373	0	0
8TH GRADE MALE	4	0	0	1	0	0	2	0	0	192	0	0	8	0	0	207	0	0
8TH GRADE FEMALE	0	0	0	1	0	0	1	0	0	145	0	0	14	0	0	161	0	0
8TH GRADE TOTAL	4	0	0	2	0	0	3	0	0	337	0	0	22	0	0	368	0	0
9TH GRADE MALE	2	0	0	2	0	0	1	0	0	220	1	0.5	22	0	0	247	1	0.4
9TH GRADE FEMALE	3	0	0	2	0	0	2	0	0	191	5	2.6	14	0	0	212	5	2.4
9TH GRADE TOTAL	5	0	0	4	0	0	3	0	0	411	6	1.5	36	0	0	459	6	1.3
10TH GRADE MALE	7	0	0	2	0	0	1	0	100	180	8	4.4	20	1	5	210	10	4.8
10TH GRADE FEMALE	4	1	25	1	0	0	1	0	0	194	5	2.6	13	1	7.7	213	7	3.3
10TH GRADE TOTAL	11	1	9.1	3	0	0	2	1	50	374	13	3.5	33	2	6.1	423	17	4
11TH GRADE MALE	2	0	0	2	0	0	0	0	0	162	5	3.1	8	1	12.5	174	6	3.4
11TH GRADE FEMALE	2	0	0	1	0	0	0	0	0	170	6	3.5	13	1	7.7	186	7	3.8
11TH GRADE TOTAL	4	0	0	3	0	0	0	0	0	332	11	3.3	21	2	9.5	360	13	3.6
12TH GRADE MALE	2	1	50	8	0	0	0	0	0	149	13	8.7	13	0	0	172	14	8.1
12TH GRADE FEMALE	1	0	0	2	0	0	0	0	0	152	5	3.3	16	1	6.3	171	6	3.5
12TH GRADE TOTAL	3	1	33.3	10	0	0	0	0	0	301	18	6	29	1	3.4	343	20	5.8
DISTRICT TOTAL MALE	18	1	5.6	16	0	0	5	1	20	1,064	27	2.5	88	2	2.3	1,191	31	2.6
DISTRICT TOTAL FEMALE	12	1	8.3	7	0	0	4	0	0	1,034	21	2	78	3	3.8	1,135	25	2.2
DISTRICT TOTAL	30	2	6.7	23	0	0	9	1	11.1	2,098	48	2.3	166	5	3	2,326	56	2.4
DISTRICT TOTALS (EXCLUDING ALTERNATIVE SCHOOLS)																		
7TH GRADE MALE	1	0	0	1	0	0	1	0	0	161	0	0	17	0	0	181	0	0
7TH GRADE FEMALE	2	0	0	0	0	0	0	0	0	182	0	0	8	0	0	192	0	0
7TH GRADE TOTAL	3	0	0	1	0	0	1	0	0	343	0	0	25	0	0	373	0	0
8TH GRADE MALE	4	0	0	1	0	0	2	0	0	192	0	0	8	0	0	207	0	0
8TH GRADE FEMALE	0	0	0	1	0	0	1	0	0	145	0	0	14	0	0	161	0	0
8TH GRADE TOTAL	4	0	0	2	0	0	3	0	0	337	0	0	22	0	0	368	0	0
9TH GRADE MALE	2	0	0	2	0	0	1	0	0	214	0	0	21	0	0	240	0	0
9TH GRADE FEMALE	3	0	0	2	0	0	1	0	0	182	2	1.1	14	0	0	202	2	1
9TH GRADE TOTAL	5	0	0	4	0	0	2	0	0	396	2	0.5	35	0	0	442	2	0.5
10TH GRADE MALE	7	0	0	2	0	0	0	0	0	167	3	1.8	16	0	0	192	3	1.6
10TH GRADE FEMALE	3	0	0	1	0	0	1	0	0	174	1	0.6	11	0	0	190	1	0.5
10TH GRADE TOTAL	10	0	0	3	0	0	1	0	0	341	4	1.2	27	0	0	382	4	1
11TH GRADE MALE	1	0	0	2	0	0	0	0	0	148	5	3.4	6	0	0	157	5	3.2
11TH GRADE FEMALE	1	0	0	1	0	0	0	0	0	145	2	1.4	13	1	7.7	160	3	1.9
11TH GRADE TOTAL	2	0	0	3	0	0	0	0	0	293	7	2.4	19	1	5.3	317	8	2.5
12TH GRADE MALE	1	0	0	8	0	0	0	0	0	127	8	6.3	13	0	0	149	8	5.4
12TH GRADE FEMALE	1	0	0	1	0	0	0	0	0	130	1	0.8	14	0	0	146	1	0.7
12TH GRADE TOTAL	2	0	0	9	0	0	0	0	0	257	9	3.5	27	0	0	295	9	3.1

2/5/2006 COLORADO DEPARTMENT OF EDUCATION PAGE : 1
 2003-2004 STATE DROPOUT COUNTS BY DISTRICT

	AMERICAN INDIAN OR ALASKAN NATIVE	AMERICAN INDIAN OR ALASKAN NATIVE	AMERICAN INDIAN OR ALASKAN NATIVE	ASIAN PACIFIC ISLANDER	ASIAN PACIFIC ISLANDER	ASIAN PACIFIC ISLANDER	BLACK NOT OF HISPANIC ORIGIN	BLACK NOT OF HISPANIC ORIGIN	BLACK NOT OF HISPANIC ORIGIN	WHITE NOT OF HISPANIC ORIGIN	WHITE NOT OF HISPANIC ORIGIN	WHITE NOT OF HISPANIC ORIGIN	HISPANIC PUPIL COUNT	HISPANIC DROPOUTS	HISPANIC DROPOUT RATE	TOTALS PUPIL COUNT	TOTALS DROPOUTS	TOTALS DROPOUT RATE	
DISTRICT TOTAL MALE	16	0	0	16	0	0	4	0	0	1,009	16	1.6	81	0	0	1,126	16	1.4	
DISTRICT TOTAL FEMALE	10	0	0	6	0	0	3	0	0	958	6	0.6	74	1	1.4	1,051	7	0.7	
DISTRICT TOTAL	26	0	0	22	0	0	7	0	0	1,967	22	1.1	155	1	0.6	2,177	23	1.1	
DISTRICT TOTALS (ALTERNATIVE SCHOOLS ONLY)																			
9TH GRADE MALE	0	0	0	0	0	0	0	0	0	6	1	16.7	1	0	0	7	1	14.3	
9TH GRADE FEMALE	0	0	0	0	0	0	1	0	0	9	3	33.3	0	0	0	10	3	30	
9TH GRADE TOTAL	0	0	0	0	0	0	1	0	0	15	4	26.7	1	0	0	17	4	23.5	
10TH GRADE MALE	0	0	0	0	0	0	1	1	100	13	5	38.5	4	1	25	18	7	38.9	
10TH GRADE FEMALE	1	1	100	0	0	0	0	0	0	20	4	20	2	1	50	23	6	26.1	
10TH GRADE TOTAL	1	1	100	0	0	0	1	1	100	33	9	27.3	6	2	33.3	41	13	31.7	
11TH GRADE MALE	1	0	0	0	0	0	0	0	0	14	0	0	2	1	50	17	1	5.9	
11TH GRADE FEMALE	1	0	0	0	0	0	0	0	0	25	4	16	0	0	0	26	4	15.4	
11TH GRADE TOTAL	2	0	0	0	0	0	0	0	0	39	4	10.3	2	1	50	43	5	11.6	
12TH GRADE MALE	1	1	100	0	0	0	0	0	0	22	5	22.7	0	0	0	23	6	26.1	
12TH GRADE FEMALE	0	0	0	1	0	0	0	0	0	22	4	18.2	2	1	50	25	5	20	
12TH GRADE TOTAL	1	1	100	1	0	0	0	0	0	44	9	20.5	2	1	50	48	11	22.9	
DISTRICT TOTAL MALE	2	1	50	0	0	0	1	1	100	55	11	20	7	2	28.6	65	15	23.1	
DISTRICT TOTAL FEMALE	2	1	50	1	0	0	1	0	0	76	15	19.7	4	2	50	84	18	21.4	
DISTRICT TOTAL	4	2	50	1	0	0	2	1	50	131	26	19.8	11	4	36.4	149	33	22.1	
DISTRICT: 1150 FLORENCE RE-2																			
DISTRICT TOTALS (INCLUDING ALTERNATIVE SCHOOLS)																			
7TH GRADE MALE	2	0	0	0	0	0	0	0	0	73	1	1.4	17	0	0	92	1	1.1	
7TH GRADE FEMALE	0	0	0	0	0	0	2	0	0	69	0	0	12	0	0	83	0	0	
7TH GRADE TOTAL	2	0	0	0	0	0	2	0	0	142	1	0.7	29	0	0	175	1	0.6	
8TH GRADE MALE	1	0	0	1	0	0	0	0	0	88	1	1.1	9	0	0	99	1	1	
8TH GRADE FEMALE	0	0	0	0	0	0	2	0	0	83	2	2.4	7	0	0	92	2	2.2	
8TH GRADE TOTAL	1	0	0	1	0	0	2	0	0	171	3	1.8	16	0	0	191	3	1.6	
9TH GRADE MALE	1	0	0	1	0	0	1	0	0	92	4	4.3	11	0	0	106	4	3.8	
9TH GRADE FEMALE	1	0	0	0	0	0	0	0	0	82	3	3.7	12	2	16.7	95	5	5.3	
9TH GRADE TOTAL	2	0	0	1	0	0	1	0	0	174	7	4	23	2	8.7	201	9	4.5	
10TH GRADE MALE	2	0	0	1	0	0	1	0	0	87	5	5.7	11	1	9.1	102	6	5.9	
10TH GRADE FEMALE	2	0	0	0	0	0	0	0	0	71	3	4.2	17	1	5.9	90	4	4.4	
10TH GRADE TOTAL	4	0	0	1	0	0	1	0	0	158	8	5.1	28	2	7.1	192	10	5.2	
11TH GRADE MALE	2	0	0	1	0	0	0	0	0	61	2	3.3	11	0	0	75	2	2.7	
11TH GRADE FEMALE	0	0	0	1	0	0	0	0	0	68	4	5.9	7	0	0	76	4	5.3	
11TH GRADE TOTAL	2	0	0	2	0	0	0	0	0	129	6	4.7	18	0	0	151	6	4	
12TH GRADE MALE	1	0	0	0	0	0	2	1	50	74	9	12.2	8	1	12.5	85	11	12.9	
12TH GRADE FEMALE	0	0	0	1	0	0	0	0	0	60	9	15	8	1	12.5	69	10	14.5	
12TH GRADE TOTAL	1	0	0	1	0	0	2	1	50	134	18	13.4	16	2	12.5	154	21	13.6	
DISTRICT TOTAL MALE	9	0	0	4	0	0	4	1	25	475	22	4.6	67	2	3	559	25	4.5	
DISTRICT TOTAL FEMALE	3	0	0	2	0	0	4	0	0	433	21	4.8	63	4	6.3	505	25	5	
DISTRICT TOTAL	12	0	0	6	0	0	8	1	12.5	908	43	4.7	130	6	4.6	1,064	50	4.7	
DISTRICT TOTALS (EXCLUDING ALTERNATIVE SCHOOLS)																			
7TH GRADE MALE	2	0	0	0	0	0	0	0	0	73	1	1.4	17	0	0	92	1	1.1	
7TH GRADE FEMALE	0	0	0	0	0	0	2	0	0	69	0	0	12	0	0	83	0	0	
7TH GRADE TOTAL	2	0	0	0	0	0	2	0	0	142	1	0.7	29	0	0	175	1	0.6	
8TH GRADE MALE	1	0	0	1	0	0	0	0	0	88	1	1.1	9	0	0	99	1	1	
8TH GRADE FEMALE	0	0	0	0	0	0	2	0	0	83	2	2.4	7	0	0	92	2	2.2	
8TH GRADE TOTAL	1	0	0	1	0	0	2	0	0	171	3	1.8	16	0	0	191	3	1.6	


2/5/2006 COLORADO DEPARTMENT OF EDUCATION PAGE : 1
 2003-2004 STATE DROPOUT COUNTS BY DISTRICT

	AMERICAN INDIAN OR ALASKAN NATIVE	AMERICAN INDIAN OR ALASKAN NATIVE	AMERICAN INDIAN OR ALASKAN NATIVE	ASIAN PACIFIC ISLANDER	ASIAN PACIFIC ISLANDER	ASIAN PACIFIC ISLANDER	BLACK NOT OF HISPANIC ORIGIN	BLACK NOT OF HISPANIC ORIGIN	BLACK NOT OF HISPANIC ORIGIN	WHITE NOT OF HISPANIC ORIGIN	WHITE NOT OF HISPANIC ORIGIN	WHITE NOT OF HISPANIC ORIGIN	HISPANIC PUPIL COUNT	HISPANIC DROPOUTS	HISPANIC DROPOUT RATE	TOTALS PUPIL COUNT	TOTALS DROPOUTS	TOTALS DROPOUT RATE	
9TH GRADE MALE	1	0	0	1	0	0	1	0	0	92	4	4.3	11	0	0	106	4	3.8	
9TH GRADE FEMALE	1	0	0	0	0	0	0	0	0	82	3	3.7	12	2	16.7	95	5	5.3	
9TH GRADE TOTAL	2	0	0	1	0	0	1	0	0	174	7	4	23	2	8.7	201	9	4.5	
10TH GRADE MALE	2	0	0	1	0	0	1	0	0	87	5	5.7	11	1	9.1	102	6	5.9	
10TH GRADE FEMALE	2	0	0	0	0	0	0	0	0	71	3	4.2	17	1	5.9	90	4	4.4	
10TH GRADE TOTAL	4	0	0	1	0	0	1	0	0	158	8	5.1	28	2	7.1	192	10	5.2	
11TH GRADE MALE	2	0	0	1	0	0	0	0	0	61	2	3.3	11	0	0	75	2	2.7	
11TH GRADE FEMALE	0	0	0	1	0	0	0	0	0	68	4	5.9	7	0	0	76	4	5.3	
11TH GRADE TOTAL	2	0	0	2	0	0	0	0	0	129	6	4.7	18	0	0	151	6	4	
12TH GRADE MALE	1	0	0	0	0	0	2	1	50	74	9	12.2	8	1	12.5	85	11	12.9	
12TH GRADE FEMALE	0	0	0	1	0	0	0	0	0	60	9	15	8	1	12.5	69	10	14.5	
12TH GRADE TOTAL	1	0	0	1	0	0	2	1	50	134	18	13.4	16	2	12.5	154	21	13.6	
DISTRICT TOTAL MALE	9	0	0	4	0	0	4	1	25	475	22	4.6	67	2	3	559	25	4.5	
DISTRICT TOTAL FEMALE	3	0	0	2	0	0	4	0	0	433	21	4.8	63	4	6.3	505	25	5	
DISTRICT TOTAL	12	0	0	6	0	0	8	1	12.5	908	43	4.7	130	6	4.6	1,064	50	4.7	
DISTRICT TOTALS (ALTERNATIVE SCHOOLS ONLY)																			
DISTRICT TOTAL MALE	0	0	0	0	0	0	0	0	0	0	0	0	0	0	0	0	0	0	
DISTRICT TOTAL FEMALE	0	0	0	0	0	0	0	0	0	0	0	0	0	0	0	0	0	0	
DISTRICT TOTAL	0	0	0	0	0	0	0	0	0	0	0	0	0	0	0	0	0	0	
DISTRICT: 1160 COTOPAXI RE-3																			
DISTRICT TOTALS (INCLUDING ALTERNATIVE SCHOOLS)																			
7TH GRADE MALE	0	0	0	0	0	0	0	0	0	19	0	0	4	0	0	23	0	0	
7TH GRADE FEMALE	0	0	0	0	0	0	0	0	0	13	0	0	0	0	0	13	0	0	
7TH GRADE TOTAL	0	0	0	0	0	0	0	0	0	32	0	0	4	0	0	36	0	0	
8TH GRADE MALE	0	0	0	0	0	0	0	0	0	19	0	0	4	0	0	23	0	0	
8TH GRADE FEMALE	0	0	0	0	0	0	0	0	0	18	0	0	1	0	0	19	0	0	
8TH GRADE TOTAL	0	0	0	0	0	0	0	0	0	37	0	0	5	0	0	42	0	0	
9TH GRADE MALE	0	0	0	0	0	0	0	0	0	26	0	0	4	0	0	30	0	0	
9TH GRADE FEMALE	0	0	0	0	0	0	0	0	0	16	0	0	3	0	0	19	0	0	
9TH GRADE TOTAL	0	0	0	0	0	0	0	0	0	42	0	0	7	0	0	49	0	0	
10TH GRADE MALE	1	0	0	0	0	0	0	0	0	14	0	0	2	0	0	17	0	0	
10TH GRADE FEMALE	0	0	0	0	0	0	0	0	0	18	0	0	1	0	0	19	0	0	
10TH GRADE TOTAL	1	0	0	0	0	0	0	0	0	32	0	0	3	0	0	36	0	0	
11TH GRADE MALE	0	0	0	1	0	0	0	0	0	17	0	0	1	0	0	19	0	0	
11TH GRADE FEMALE	0	0	0	0	0	0	0	0	0	18	0	0	1	0	0	19	0	0	
11TH GRADE TOTAL	0	0	0	1	0	0	0	0	0	35	0	0	2	0	0	38	0	0	
12TH GRADE MALE	0	0	0	0	0	0	0	0	0	18	0	0	0	0	0	18	0	0	
12TH GRADE FEMALE	0	0	0	0	0	0	0	0	0	19	0	0	0	0	0	19	0	0	
12TH GRADE TOTAL	0	0	0	0	0	0	0	0	0	37	0	0	0	0	0	37	0	0	
DISTRICT TOTAL MALE	1	0	0	1	0	0	0	0	0	113	0	0	15	0	0	130	0	0	
DISTRICT TOTAL FEMALE	0	0	0	0	0	0	0	0	0	102	0	0	6	0	0	108	0	0	
DISTRICT TOTAL	1	0	0	1	0	0	0	0	0	215	0	0	21	0	0	238	0	0	
DISTRICT TOTALS (EXCLUDING ALTERNATIVE SCHOOLS)																			
7TH GRADE MALE	0	0	0	0	0	0	0	0	0	19	0	0	4	0	0	23	0	0	
7TH GRADE FEMALE	0	0	0	0	0	0	0	0	0	13	0	0	0	0	0	13	0	0	
7TH GRADE TOTAL	0	0	0	0	0	0	0	0	0	32	0	0	4	0	0	36	0	0	
8TH GRADE MALE	0	0	0	0	0	0	0	0	0	19	0	0	4	0	0	23	0	0	
8TH GRADE FEMALE	0	0	0	0	0	0	0	0	0	18	0	0	1	0	0	19	0	0	
8TH GRADE TOTAL	0	0	0	0	0	0	0	0	0	37	0	0	5	0	0	42	0	0	




2/5/2006 COLORADO DEPARTMENT OF EDUCATION PAGE : 1
 2003-2004 STATE DROPOUT COUNTS BY DISTRICT

	AMERICAN INDIAN OR ALASKAN NATIVE	AMERICAN INDIAN OR ALASKAN NATIVE	AMERICAN INDIAN OR ALASKAN NATIVE	ASIAN PACIFIC ISLANDER	ASIAN PACIFIC ISLANDER	ASIAN PACIFIC ISLANDER	BLACK NOT OF HISPANIC ORIGIN	BLACK NOT OF HISPANIC ORIGIN	BLACK NOT OF HISPANIC ORIGIN	WHITE NOT OF HISPANIC ORIGIN	WHITE NOT OF HISPANIC ORIGIN	WHITE NOT OF HISPANIC ORIGIN	HISPANIC PUPIL COUNT	HISPANIC DROPOUTS	HISPANIC DROPOUT RATE	TOTALS PUPIL COUNT	TOTALS DROPOUTS	TOTALS DROPOUT RATE	
9TH GRADE MALE	0	0	0	0	0	0	0	0	0	26	0	0	4	0	0	30	0	0	
9TH GRADE FEMALE	0	0	0	0	0	0	0	0	0	16	0	0	3	0	0	19	0	0	
9TH GRADE TOTAL	0	0	0	0	0	0	0	0	0	42	0	0	7	0	0	49	0	0	
10TH GRADE MALE	1	0	0	0	0	0	0	0	0	14	0	0	2	0	0	17	0	0	
10TH GRADE FEMALE	0	0	0	0	0	0	0	0	0	18	0	0	1	0	0	19	0	0	
10TH GRADE TOTAL	1	0	0	0	0	0	0	0	0	32	0	0	3	0	0	36	0	0	
11TH GRADE MALE	0	0	0	1	0	0	0	0	0	17	0	0	1	0	0	19	0	0	
11TH GRADE FEMALE	0	0	0	0	0	0	0	0	0	18	0	0	1	0	0	19	0	0	
11TH GRADE TOTAL	0	0	0	1	0	0	0	0	0	35	0	0	2	0	0	38	0	0	
12TH GRADE MALE	0	0	0	0	0	0	0	0	0	18	0	0	0	0	0	18	0	0	
12TH GRADE FEMALE	0	0	0	0	0	0	0	0	0	19	0	0	0	0	0	19	0	0	
12TH GRADE TOTAL	0	0	0	0	0	0	0	0	0	37	0	0	0	0	0	37	0	0	
DISTRICT TOTAL MALE	1	0	0	1	0	0	0	0	0	113	0	0	15	0	0	130	0	0	
DISTRICT TOTAL FEMALE	0	0	0	0	0	0	0	0	0	102	0	0	6	0	0	108	0	0	
DISTRICT TOTAL	1	0	0	1	0	0	0	0	0	215	0	0	21	0	0	238	0	0	
DISTRICT TOTALS (ALTERNATIVE SCHOOLS ONLY)																			
DISTRICT TOTAL MALE	0	0	0	0	0	0	0	0	0	0	0	0	0	0	0	0	0	0	
DISTRICT TOTAL FEMALE	0	0	0	0	0	0	0	0	0	0	0	0	0	0	0	0	0	0	
DISTRICT TOTAL	0	0	0	0	0	0	0	0	0	0	0	0	0	0	0	0	0	0	
COUNTY :	23	GARFIELD																	
DISTRICT:	1180	ROARING FORK RE-1																	
DISTRICT TOTALS (INCLUDING ALTERNATIVE SCHOOLS)																			
7TH GRADE MALE	0	0	0	2	0	0	0	0	0	129	0	0	64	0	0	195	0	0	
7TH GRADE FEMALE	0	0	0	2	0	0	1	0	0	104	0	0	72	0	0	179	0	0	
7TH GRADE TOTAL	0	0	0	4	0	0	1	0	0	233	0	0	136	0	0	374	0	0	
8TH GRADE MALE	3	0	0	2	0	0	0	0	0	150	4	2.7	75	0	0	230	4	1.7	
8TH GRADE FEMALE	1	0	0	1	1	100	0	0	0	113	0	0	66	1	1.5	181	2	1.1	
8TH GRADE TOTAL	4	0	0	3	1	33.3	0	0	0	263	4	1.5	141	1	0.7	411	6	1.5	
9TH GRADE MALE	1	0	0	1	0	0	0	0	0	166	6	3.6	53	7	13.2	221	13	5.9	
9TH GRADE FEMALE	0	0	0	1	0	0	1	0	0	141	1	0.7	66	4	6.1	209	5	2.4	
9TH GRADE TOTAL	1	0	0	2	0	0	1	0	0	307	7	2.3	119	11	9.2	430	18	4.2	
10TH GRADE MALE	0	0	0	3	0	0	0	0	0	160	10	6.3	59	6	10.2	222	16	7.2	
10TH GRADE FEMALE	2	1	50	3	1	33.3	0	0	0	138	7	5.1	42	3	7.1	185	12	6.5	
10TH GRADE TOTAL	2	1	50	6	1	16.7	0	0	0	298	17	5.7	101	9	8.9	407	28	6.9	
11TH GRADE MALE	0	0	0	3	0	0	1	0	0	156	8	5.1	48	4	8.3	208	12	5.8	
11TH GRADE FEMALE	2	1	50	3	0	0	0	0	0	140	3	2.1	41	2	4.9	186	6	3.2	
11TH GRADE TOTAL	2	1	50	6	0	0	1	0	0	296	11	3.7	89	6	6.7	394	18	4.6	
12TH GRADE MALE	0	0	0	1	0	0	0	0	0	135	11	8.1	57	10	17.5	193	21	10.9	
12TH GRADE FEMALE	1	0	0	4	0	0	1	0	0	150	3	2	33	1	3	189	4	2.1	
12TH GRADE TOTAL	1	0	0	5	0	0	1	0	0	285	14	4.9	90	11	12.2	382	25	6.5	
DISTRICT TOTAL MALE	4	0	0	12	0	0	1	0	0	896	39	4.4	356	27	7.6	1,269	66	5.2	
DISTRICT TOTAL FEMALE	6	2	33.3	14	2	14.3	3	0	0	786	14	1.8	320	11	3.4	1,129	29	2.6	
DISTRICT TOTAL	10	2	20	26	2	7.7	4	0	0	1,682	53	3.2	676	38	5.6	2,398	95	4	
DISTRICT TOTALS (EXCLUDING ALTERNATIVE SCHOOLS)																			
7TH GRADE MALE	0	0	0	2	0	0	0	0	0	129	0	0	64	0	0	195	0	0	
7TH GRADE FEMALE	0	0	0	2	0	0	1	0	0	104	0	0	72	0	0	179	0	0	
7TH GRADE TOTAL	0	0	0	4	0	0	1	0	0	233	0	0	136	0	0	374	0	0	
8TH GRADE MALE	3	0	0	2	0	0	0	0	0	150	4	2.7	75	0	0	230	4	1.7	
8TH GRADE FEMALE	1	0	0	1	1	100	0	0	0	113	0	0	66	1	1.5	181	2	1.1	



2/5/2006 COLORADO DEPARTMENT OF EDUCATION PAGE : 1
 2003-2004 STATE DROPOUT COUNTS BY DISTRICT

	AMERICAN INDIAN OR ALASKAN NATIVE	AMERICAN INDIAN OR ALASKAN NATIVE	AMERICAN INDIAN OR ALASKAN NATIVE	ASIAN PACIFIC ISLANDER	ASIAN PACIFIC ISLANDER	ASIAN PACIFIC ISLANDER	BLACK NOT OF HISPANIC ORIGIN	BLACK NOT OF HISPANIC ORIGIN	BLACK NOT OF HISPANIC ORIGIN	WHITE NOT OF HISPANIC ORIGIN	WHITE NOT OF HISPANIC ORIGIN	WHITE NOT OF HISPANIC ORIGIN	HISPANIC PUPIL COUNT	HISPANIC DROPOUTS	HISPANIC DROPOUT RATE	TOTALS PUPIL COUNT	TOTALS DROPOUTS	TOTALS DROPOUT RATE
8TH GRADE TOTAL	4	0	0	3	1	33.3	0	0	0	263	4	1.5	141	1	0.7	411	6	1.5
9TH GRADE MALE	1	0	0	1	0	0	0	0	0	162	5	3.1	53	7	13.2	217	12	5.5
9TH GRADE FEMALE	0	0	0	1	0	0	1	0	0	138	1	0.7	66	4	6.1	206	5	2.4
9TH GRADE TOTAL	1	0	0	2	0	0	1	0	0	300	6	2	119	11	9.2	423	17	4
10TH GRADE MALE	0	0	0	3	0	0	0	0	0	156	10	6.4	59	6	10.2	218	16	7.3
10TH GRADE FEMALE	1	1	100	3	1	33.3	0	0	0	132	5	3.8	41	3	7.3	177	10	5.6
10TH GRADE TOTAL	1	1	100	6	1	16.7	0	0	0	288	15	5.2	100	9	9	395	26	6.6
11TH GRADE MALE	0	0	0	3	0	0	1	0	0	147	5	3.4	47	4	8.5	198	9	4.5
11TH GRADE FEMALE	1	1	100	3	0	0	0	0	0	128	3	2.3	41	2	4.9	173	6	3.5
11TH GRADE TOTAL	1	1	100	6	0	0	1	0	0	275	8	2.9	88	6	6.8	371	15	4
12TH GRADE MALE	0	0	0	1	0	0	0	0	0	124	6	4.8	57	10	17.5	182	16	8.8
12TH GRADE FEMALE	1	0	0	3	0	0	1	0	0	127	1	0.8	33	1	3	165	2	1.2
12TH GRADE TOTAL	1	0	0	4	0	0	1	0	0	251	7	2.8	90	11	12.2	347	18	5.2
DISTRICT TOTAL MALE	4	0	0	12	0	0	1	0	0	868	30	3.5	355	27	7.6	1,240	57	4.6
DISTRICT TOTAL FEMALE	4	2	50	13	2	15.4	3	0	0	742	10	1.3	319	11	3.4	1,081	25	2.3
DISTRICT TOTAL	8	2	25	25	2	8	4	0	0	1,610	40	2.5	674	38	5.6	2,321	82	3.5
DISTRICT TOTALS (ALTERNATIVE SCHOOLS ONLY)																		
9TH GRADE MALE	0	0	0	0	0	0	0	0	0	4	1	25	0	0	0	4	1	25
9TH GRADE FEMALE	0	0	0	0	0	0	0	0	0	3	0	0	0	0	0	3	0	0
9TH GRADE TOTAL	0	0	0	0	0	0	0	0	0	7	1	14.3	0	0	0	7	1	14.3
10TH GRADE MALE	0	0	0	0	0	0	0	0	0	4	0	0	0	0	0	4	0	0
10TH GRADE FEMALE	1	0	0	0	0	0	0	0	0	6	2	33.3	1	0	0	8	2	25
10TH GRADE TOTAL	1	0	0	0	0	0	0	0	0	10	2	20	1	0	0	12	2	16.7
11TH GRADE MALE	0	0	0	0	0	0	0	0	0	9	3	33.3	1	0	0	10	3	30
11TH GRADE FEMALE	1	0	0	0	0	0	0	0	0	12	0	0	0	0	0	13	0	0
11TH GRADE TOTAL	1	0	0	0	0	0	0	0	0	21	3	14.3	1	0	0	23	3	13
12TH GRADE MALE	0	0	0	0	0	0	0	0	0	11	5	45.5	0	0	0	11	5	45.5
12TH GRADE FEMALE	0	0	0	1	0	0	0	0	0	23	2	8.7	0	0	0	24	2	8.3
12TH GRADE TOTAL	0	0	0	1	0	0	0	0	0	34	7	20.6	0	0	0	35	7	20
DISTRICT TOTAL MALE	0	0	0	0	0	0	0	0	0	28	9	32.1	1	0	0	29	9	31
DISTRICT TOTAL FEMALE	2	0	0	1	0	0	0	0	0	44	4	9.1	1	0	0	48	4	8.3
DISTRICT TOTAL	2	0	0	1	0	0	0	0	0	72	13	18.1	2	0	0	77	13	16.9
DISTRICT:	1195	GARFIELD RE-2																
DISTRICT TOTALS (INCLUDING ALTERNATIVE SCHOOLS)																		
7TH GRADE MALE	1	0	0	0	0	0	1	0	0	125	3	2.4	39	1	2.6	166	4	2.4
7TH GRADE FEMALE	1	0	0	0	0	0	2	0	0	128	2	1.6	51	2	3.9	182	4	2.2
7TH GRADE TOTAL	2	0	0	0	0	0	3	0	0	253	5	2	90	3	3.3	348	8	2.3
8TH GRADE MALE	1	1	100	0	0	0	0	0	0	154	5	3.2	35	0	0	190	6	3.2
8TH GRADE FEMALE	2	0	0	1	1	100	0	0	0	108	3	2.8	45	0	0	156	4	2.6
8TH GRADE TOTAL	3	1	33.3	1	1	100	0	0	0	262	8	3.1	80	0	0	346	10	2.9
9TH GRADE MALE	1	0	0	1	0	0	0	0	0	119	1	0.8	41	1	2.4	162	2	1.2
9TH GRADE FEMALE	1	0	0	0	0	0	1	0	0	114	3	2.6	43	0	0	159	3	1.9
9TH GRADE TOTAL	2	0	0	1	0	0	1	0	0	233	4	1.7	84	1	1.2	321	5	1.6
10TH GRADE MALE	1	0	0	1	1	100	2	0	0	118	7	5.9	30	1	3.3	152	9	5.9
10TH GRADE FEMALE	0	0	0	0	0	0	0	0	0	113	4	3.5	23	3	13	136	7	5.1
10TH GRADE TOTAL	1	0	0	1	1	100	2	0	0	231	11	4.8	53	4	7.5	288	16	5.6
11TH GRADE MALE	1	0	0	0	0	0	0	0	0	125	6	4.8	19	0	0	145	6	4.1
11TH GRADE FEMALE	1	0	0	0	0	0	0	0	0	96	7	7.3	20	2	10	117	9	7.7
11TH GRADE TOTAL	2	0	0	0	0	0	0	0	0	221	13	5.9	39	2	5.1	262	15	5.7



2/5/2006 COLORADO DEPARTMENT OF EDUCATION PAGE : 1
 2003-2004 STATE DROPOUT COUNTS BY DISTRICT


	AMERICAN INDIAN OR ALASKAN NATIVE	AMERICAN INDIAN OR ALASKAN NATIVE	AMERICAN INDIAN OR ALASKAN NATIVE	ASIAN PACIFIC ISLANDER	ASIAN PACIFIC ISLANDER	ASIAN PACIFIC ISLANDER	BLACK NOT OF HISPANIC ORIGIN	BLACK NOT OF HISPANIC ORIGIN	BLACK NOT OF HISPANIC ORIGIN	WHITE NOT OF HISPANIC ORIGIN	WHITE NOT OF HISPANIC ORIGIN	WHITE NOT OF HISPANIC ORIGIN	HISPANIC PUPIL COUNT	HISPANIC DROPOUTS	HISPANIC DROPOUT RATE	TOTALS PUPIL COUNT	TOTALS DROPOUTS	TOTALS DROPOUT RATE	
12TH GRADE MALE	0	0	0	1	0	0	1	0	0	81	6	7.4	17	1	5.9	100	7	7	
12TH GRADE FEMALE	1	1	100	3	1	33.3	0	0	0	73	1	1.4	10	0	0	87	3	3.4	
12TH GRADE TOTAL	1	1	100	4	1	25	1	0	0	154	7	4.5	27	1	3.7	187	10	5.3	
DISTRICT TOTAL MALE	5	1	20	3	1	33.3	4	0	0	722	28	3.9	181	4	2.2	915	34	3.7	
DISTRICT TOTAL FEMALE	6	1	16.7	4	2	50	3	0	0	632	20	3.2	192	7	3.6	837	30	3.6	
DISTRICT TOTAL	11	2	18.2	7	3	42.9	7	0	0	1,354	48	3.5	373	11	2.9	1,752	64	3.7	
DISTRICT TOTALS (EXCLUDING ALTERNATIVE SCHOOLS)																			
7TH GRADE MALE	1	0	0	0	0	0	1	0	0	125	3	2.4	39	1	2.6	166	4	2.4	
7TH GRADE FEMALE	1	0	0	0	0	0	2	0	0	128	2	1.6	51	2	3.9	182	4	2.2	
7TH GRADE TOTAL	2	0	0	0	0	0	3	0	0	253	5	2	90	3	3.3	348	8	2.3	
8TH GRADE MALE	1	1	100	0	0	0	0	0	0	154	5	3.2	35	0	0	190	6	3.2	
8TH GRADE FEMALE	2	0	0	1	1	100	0	0	0	108	3	2.8	45	0	0	156	4	2.6	
8TH GRADE TOTAL	3	1	33.3	1	1	100	0	0	0	262	8	3.1	80	0	0	346	10	2.9	
9TH GRADE MALE	1	0	0	1	0	0	0	0	0	119	1	0.8	41	1	2.4	162	2	1.2	
9TH GRADE FEMALE	1	0	0	0	0	0	1	0	0	114	3	2.6	43	0	0	159	3	1.9	
9TH GRADE TOTAL	2	0	0	1	0	0	1	0	0	233	4	1.7	84	1	1.2	321	5	1.6	
10TH GRADE MALE	1	0	0	1	1	100	2	0	0	118	7	5.9	30	1	3.3	152	9	5.9	
10TH GRADE FEMALE	0	0	0	0	0	0	0	0	0	113	4	3.5	23	3	13	136	7	5.1	
10TH GRADE TOTAL	1	0	0	1	1	100	2	0	0	231	11	4.8	53	4	7.5	288	16	5.6	
11TH GRADE MALE	1	0	0	0	0	0	0	0	0	125	6	4.8	19	0	0	145	6	4.1	
11TH GRADE FEMALE	1	0	0	0	0	0	0	0	0	96	7	7.3	20	2	10	117	9	7.7	
11TH GRADE TOTAL	2	0	0	0	0	0	0	0	0	221	13	5.9	39	2	5.1	262	15	5.7	
12TH GRADE MALE	0	0	0	1	0	0	1	0	0	81	6	7.4	17	1	5.9	100	7	7	
12TH GRADE FEMALE	1	1	100	3	1	33.3	0	0	0	73	1	1.4	10	0	0	87	3	3.4	
12TH GRADE TOTAL	1	1	100	4	1	25	1	0	0	154	7	4.5	27	1	3.7	187	10	5.3	
DISTRICT TOTAL MALE	5	1	20	3	1	33.3	4	0	0	722	28	3.9	181	4	2.2	915	34	3.7	
DISTRICT TOTAL FEMALE	6	1	16.7	4	2	50	3	0	0	632	20	3.2	192	7	3.6	837	30	3.6	
DISTRICT TOTAL	11	2	18.2	7	3	42.9	7	0	0	1,354	48	3.5	373	11	2.9	1,752	64	3.7	
DISTRICT TOTALS (ALTERNATIVE SCHOOLS ONLY)																			
DISTRICT TOTAL MALE	0	0	0	0	0	0	0	0	0	0	0	0	0	0	0	0	0	0	
DISTRICT TOTAL FEMALE	0	0	0	0	0	0	0	0	0	0	0	0	0	0	0	0	0	0	
DISTRICT TOTAL	0	0	0	0	0	0	0	0	0	0	0	0	0	0	0	0	0	0	
DISTRICT: 1220 GARFIELD 16																			
DISTRICT TOTALS (INCLUDING ALTERNATIVE SCHOOLS)																			
7TH GRADE MALE	2	1	50	0	0	0	0	0	0	38	1	2.6	15	0	0	55	2	3.6	
7TH GRADE FEMALE	0	0	0	0	0	0	1	0	0	33	0	0	14	0	0	48	0	0	
7TH GRADE TOTAL	2	1	50	0	0	0	1	0	0	71	1	1.4	29	0	0	103	2	1.9	
8TH GRADE MALE	0	0	0	0	0	0	0	0	0	44	0	0	9	0	0	53	0	0	
8TH GRADE FEMALE	0	0	0	1	0	0	0	0	0	39	0	0	12	0	0	52	0	0	
8TH GRADE TOTAL	0	0	0	1	0	0	0	0	0	83	0	0	21	0	0	105	0	0	
9TH GRADE MALE	1	0	0	1	0	0	0	0	0	35	1	2.9	10	1	10	47	2	4.3	
9TH GRADE FEMALE	0	0	0	1	0	0	1	0	0	27	0	0	5	0	0	34	0	0	
9TH GRADE TOTAL	1	0	0	2	0	0	1	0	0	62	1	1.6	15	1	6.7	81	2	2.5	
10TH GRADE MALE	0	0	0	0	0	0	0	0	0	37	2	5.4	9	1	11.1	46	3	6.5	
10TH GRADE FEMALE	0	0	0	0	0	0	0	0	0	22	0	0	4	1	25	26	1	3.8	
10TH GRADE TOTAL	0	0	0	0	0	0	0	0	0	59	2	3.4	13	2	15.4	72	4	5.6	
11TH GRADE MALE	0	0	0	0	0	0	0	0	0	19	0	0	2	0	0	21	0	0	
11TH GRADE FEMALE	0	0	0	2	0	0	0	0	0	23	0	0	5	1	20	30	1	3.3	
11TH GRADE TOTAL	0	0	0	2	0	0	0	0	0	42	0	0	7	1	14.3	51	1	2	

2/5/2006 COLORADO DEPARTMENT OF EDUCATION PAGE : 1
 2003-2004 STATE DROPOUT COUNTS BY DISTRICT

	AMERICAN INDIAN OR ALASKAN NATIVE	AMERICAN INDIAN OR ALASKAN NATIVE	AMERICAN INDIAN OR ALASKAN NATIVE	ASIAN PACIFIC ISLANDER	ASIAN PACIFIC ISLANDER	ASIAN PACIFIC ISLANDER	BLACK NOT OF HISPANIC ORIGIN	BLACK NOT OF HISPANIC ORIGIN	BLACK NOT OF HISPANIC ORIGIN	WHITE NOT OF HISPANIC ORIGIN	WHITE NOT OF HISPANIC ORIGIN	WHITE NOT OF HISPANIC ORIGIN	HISPANIC PUPIL COUNT	HISPANIC DROPOUTS	HISPANIC DROPOUT RATE	TOTALS PUPIL COUNT	TOTALS DROPOUTS	TOTALS DROPOUT RATE	
12TH GRADE MALE	0	0	0	1	0	0	0	0	0	27	1	3.7	5	1	20	33	2	6.1	
12TH GRADE FEMALE	0	0	0	1	0	0	0	0	0	15	1	6.7	3	1	33.3	19	2	10.5	
12TH GRADE TOTAL	0	0	0	2	0	0	0	0	0	42	2	4.8	8	2	25	52	4	7.7	
DISTRICT TOTAL MALE	3	1	33.3	2	0	0	0	0	0	200	5	2.5	50	3	6	255	9	3.5	
DISTRICT TOTAL FEMALE	0	0	0	5	0	0	2	0	0	159	1	0.6	43	3	7	209	4	1.9	
DISTRICT TOTAL	3	1	33.3	7	0	0	2	0	0	359	6	1.7	93	6	6.5	464	13	2.8	
DISTRICT TOTALS (EXCLUDING ALTERNATIVE SCHOOLS)																			
7TH GRADE MALE	2	1	50	0	0	0	0	0	0	38	1	2.6	15	0	0	55	2	3.6	
7TH GRADE FEMALE	0	0	0	0	0	0	1	0	0	33	0	0	14	0	0	48	0	0	
7TH GRADE TOTAL	2	1	50	0	0	0	1	0	0	71	1	1.4	29	0	0	103	2	1.9	
8TH GRADE MALE	0	0	0	0	0	0	0	0	0	44	0	0	9	0	0	53	0	0	
8TH GRADE FEMALE	0	0	0	1	0	0	0	0	0	39	0	0	12	0	0	52	0	0	
8TH GRADE TOTAL	0	0	0	1	0	0	0	0	0	83	0	0	21	0	0	105	0	0	
9TH GRADE MALE	1	0	0	1	0	0	0	0	0	35	1	2.9	10	1	10	47	2	4.3	
9TH GRADE FEMALE	0	0	0	1	0	0	1	0	0	27	0	0	5	0	0	34	0	0	
9TH GRADE TOTAL	1	0	0	2	0	0	1	0	0	62	1	1.6	15	1	6.7	81	2	2.5	
10TH GRADE MALE	0	0	0	0	0	0	0	0	0	37	2	5.4	9	1	11.1	46	3	6.5	
10TH GRADE FEMALE	0	0	0	0	0	0	0	0	0	22	0	0	4	1	25	26	1	3.8	
10TH GRADE TOTAL	0	0	0	0	0	0	0	0	0	59	2	3.4	13	2	15.4	72	4	5.6	
11TH GRADE MALE	0	0	0	0	0	0	0	0	0	19	0	0	2	0	0	21	0	0	
11TH GRADE FEMALE	0	0	0	2	0	0	0	0	0	23	0	0	5	1	20	30	1	3.3	
11TH GRADE TOTAL	0	0	0	2	0	0	0	0	0	42	0	0	7	1	14.3	51	1	2	
12TH GRADE MALE	0	0	0	1	0	0	0	0	0	27	1	3.7	5	1	20	33	2	6.1	
12TH GRADE FEMALE	0	0	0	1	0	0	0	0	0	15	1	6.7	3	1	33.3	19	2	10.5	
12TH GRADE TOTAL	0	0	0	2	0	0	0	0	0	42	2	4.8	8	2	25	52	4	7.7	
DISTRICT TOTAL MALE	3	1	33.3	2	0	0	0	0	0	200	5	2.5	50	3	6	255	9	3.5	
DISTRICT TOTAL FEMALE	0	0	0	5	0	0	2	0	0	159	1	0.6	43	3	7	209	4	1.9	
DISTRICT TOTAL	3	1	33.3	7	0	0	2	0	0	359	6	1.7	93	6	6.5	464	13	2.8	
DISTRICT TOTALS (ALTERNATIVE SCHOOLS ONLY)																			
DISTRICT TOTAL MALE	0	0	0	0	0	0	0	0	0	0	0	0	0	0	0	0	0	0	
DISTRICT TOTAL FEMALE	0	0	0	0	0	0	0	0	0	0	0	0	0	0	0	0	0	0	
DISTRICT TOTAL	0	0	0	0	0	0	0	0	0	0	0	0	0	0	0	0	0	0	
COUNTY :	24 GILPIN																		
DISTRICT:	1330 GILPIN COUNTY RE-1																		
DISTRICT TOTALS (INCLUDING ALTERNATIVE SCHOOLS)																			
7TH GRADE MALE	0	0	0	0	0	0	0	0	0	15	1	6.7	3	0	0	18	1	5.6	
7TH GRADE FEMALE	0	0	0	0	0	0	0	0	0	13	0	0	0	0	0	13	0	0	
7TH GRADE TOTAL	0	0	0	0	0	0	0	0	0	28	1	3.6	3	0	0	31	1	3.2	
8TH GRADE MALE	0	0	0	0	0	0	0	0	0	11	1	9.1	1	0	0	12	1	8.3	
8TH GRADE FEMALE	0	0	0	0	0	0	0	0	0	15	2	13.3	2	0	0	17	2	11.8	
8TH GRADE TOTAL	0	0	0	0	0	0	0	0	0	26	3	11.5	3	0	0	29	3	10.3	
9TH GRADE MALE	0	0	0	0	0	0	0	0	0	16	2	12.5	3	0	0	19	2	10.5	
9TH GRADE FEMALE	0	0	0	0	0	0	0	0	0	20	1	5	0	0	0	20	1	5	
9TH GRADE TOTAL	0	0	0	0	0	0	0	0	0	36	3	8.3	3	0	0	39	3	7.7	
10TH GRADE MALE	0	0	0	0	0	0	0	0	0	17	2	11.8	3	0	0	20	2	10	
10TH GRADE FEMALE	0	0	0	1	0	0	1	0	0	14	0	0	1	0	0	17	0	0	
10TH GRADE TOTAL	0	0	0	1	0	0	1	0	0	31	2	6.5	4	0	0	37	2	5.4	
11TH GRADE MALE	0	0	0	0	0	0	1	0	0	15	0	0	2	0	0	18	0	0	
11TH GRADE FEMALE	0	0	0	0	0	0	0	0	0	25	1	4	0	0	0	25	1	4	

2/5/2006 COLORADO DEPARTMENT OF EDUCATION PAGE : 1
 2003-2004 STATE DROPOUT COUNTS BY DISTRICT

	AMERICAN INDIAN OR ALASKAN NATIVE	AMERICAN INDIAN OR ALASKAN NATIVE	AMERICAN INDIAN OR ALASKAN NATIVE	ASIAN PACIFIC ISLANDER	ASIAN PACIFIC ISLANDER	ASIAN PACIFIC ISLANDER	BLACK NOT OF HISPANIC ORIGIN	BLACK NOT OF HISPANIC ORIGIN	BLACK NOT OF HISPANIC ORIGIN	WHITE NOT OF HISPANIC ORIGIN	WHITE NOT OF HISPANIC ORIGIN	WHITE NOT OF HISPANIC ORIGIN	HISPANIC PUPIL COUNT	HISPANIC DROPOUTS	HISPANIC DROPOUT RATE	TOTALS PUPIL COUNT	TOTALS DROPOUTS	TOTALS DROPOUT RATE	
11TH GRADE TOTAL	0	0	0	0	0	0	1	0	0	40	1	2.5	2	0	0	43	1	2.3	
12TH GRADE MALE	0	0	0	0	0	0	0	0	0	16	2	12.5	3	0	0	19	2	10.5	
12TH GRADE FEMALE	0	0	0	0	0	0	0	0	0	17	2	11.8	0	0	0	17	2	11.8	
12TH GRADE TOTAL	0	0	0	0	0	0	0	0	0	33	4	12.1	3	0	0	36	4	11.1	
DISTRICT TOTAL MALE	0	0	0	0	0	0	1	0	0	90	8	8.9	15	0	0	106	8	7.5	
DISTRICT TOTAL FEMALE	0	0	0	1	0	0	1	0	0	104	6	5.8	3	0	0	109	6	5.5	
DISTRICT TOTAL	0	0	0	1	0	0	2	0	0	194	14	7.2	18	0	0	215	14	6.5	
DISTRICT TOTALS (EXCLUDING ALTERNATIVE SCHOOLS)																			
7TH GRADE MALE	0	0	0	0	0	0	0	0	0	15	1	6.7	3	0	0	18	1	5.6	
7TH GRADE FEMALE	0	0	0	0	0	0	0	0	0	13	0	0	0	0	0	13	0	0	
7TH GRADE TOTAL	0	0	0	0	0	0	0	0	0	28	1	3.6	3	0	0	31	1	3.2	
8TH GRADE MALE	0	0	0	0	0	0	0	0	0	11	1	9.1	1	0	0	12	1	8.3	
8TH GRADE FEMALE	0	0	0	0	0	0	0	0	0	15	2	13.3	2	0	0	17	2	11.8	
8TH GRADE TOTAL	0	0	0	0	0	0	0	0	0	26	3	11.5	3	0	0	29	3	10.3	
9TH GRADE MALE	0	0	0	0	0	0	0	0	0	14	1	7.1	3	0	0	17	1	5.9	
9TH GRADE FEMALE	0	0	0	0	0	0	0	0	0	18	1	5.6	0	0	0	18	1	5.6	
9TH GRADE TOTAL	0	0	0	0	0	0	0	0	0	32	2	6.3	3	0	0	35	2	5.7	
10TH GRADE MALE	0	0	0	0	0	0	0	0	0	15	0	0	2	0	0	17	0	0	
10TH GRADE FEMALE	0	0	0	1	0	0	1	0	0	12	0	0	0	0	0	14	0	0	
10TH GRADE TOTAL	0	0	0	1	0	0	1	0	0	27	0	0	2	0	0	31	0	0	
11TH GRADE MALE	0	0	0	0	0	0	1	0	0	14	0	0	2	0	0	17	0	0	
11TH GRADE FEMALE	0	0	0	0	0	0	0	0	0	25	1	4	0	0	0	25	1	4	
11TH GRADE TOTAL	0	0	0	0	0	0	1	0	0	39	1	2.6	2	0	0	42	1	2.4	
12TH GRADE MALE	0	0	0	0	0	0	0	0	0	12	2	16.7	3	0	0	15	2	13.3	
12TH GRADE FEMALE	0	0	0	0	0	0	0	0	0	12	2	16.7	0	0	0	12	2	16.7	
12TH GRADE TOTAL	0	0	0	0	0	0	0	0	0	24	4	16.7	3	0	0	27	4	14.8	
DISTRICT TOTAL MALE	0	0	0	0	0	0	1	0	0	81	5	6.2	14	0	0	96	5	5.2	
DISTRICT TOTAL FEMALE	0	0	0	1	0	0	1	0	0	95	6	6.3	2	0	0	99	6	6.1	
DISTRICT TOTAL	0	0	0	1	0	0	2	0	0	176	11	6.3	16	0	0	195	11	5.6	
DISTRICT TOTALS (ALTERNATIVE SCHOOLS ONLY)																			
9TH GRADE MALE	0	0	0	0	0	0	0	0	0	2	1	50	0	0	0	2	1	50	
9TH GRADE FEMALE	0	0	0	0	0	0	0	0	0	2	0	0	0	0	0	2	0	0	
9TH GRADE TOTAL	0	0	0	0	0	0	0	0	0	4	1	25	0	0	0	4	1	25	
10TH GRADE MALE	0	0	0	0	0	0	0	0	0	2	2	100	1	0	0	3	2	66.7	
10TH GRADE FEMALE	0	0	0	0	0	0	0	0	0	2	0	0	1	0	0	3	0	0	
10TH GRADE TOTAL	0	0	0	0	0	0	0	0	0	4	2	50	2	0	0	6	2	33.3	
11TH GRADE MALE	0	0	0	0	0	0	0	0	0	1	0	0	0	0	0	1	0	0	
11TH GRADE FEMALE	0	0	0	0	0	0	0	0	0	0	0	0	0	0	0	0	0	0	
11TH GRADE TOTAL	0	0	0	0	0	0	0	0	0	1	0	0	0	0	0	1	0	0	
12TH GRADE MALE	0	0	0	0	0	0	0	0	0	4	0	0	0	0	0	4	0	0	
12TH GRADE FEMALE	0	0	0	0	0	0	0	0	0	5	0	0	0	0	0	5	0	0	
12TH GRADE TOTAL	0	0	0	0	0	0	0	0	0	9	0	0	0	0	0	9	0	0	
DISTRICT TOTAL MALE	0	0	0	0	0	0	0	0	0	9	3	33.3	1	0	0	10	3	30	
DISTRICT TOTAL FEMALE	0	0	0	0	0	0	0	0	0	9	0	0	1	0	0	10	0	0	
DISTRICT TOTAL	0	0	0	0	0	0	0	0	0	18	3	16.7	2	0	0	20	3	15	
COUNTY :	25 GRAND																		
DISTRICT:	1340 WEST GRAND 1-JT.																		
DISTRICT TOTALS (INCLUDING ALTERNATIVE SCHOOLS)																			
7TH GRADE MALE	0	0	0	0	0	0	0	0	0	21	0	0	1	0	0	22	0	0	



2/5/2006 COLORADO DEPARTMENT OF EDUCATION PAGE : 1
 2003-2004 STATE DROPOUT COUNTS BY DISTRICT

	AMERICAN INDIAN OR ALASKAN NATIVE	AMERICAN INDIAN OR ALASKAN NATIVE	AMERICAN INDIAN OR ALASKAN NATIVE	ASIAN PACIFIC ISLANDER	ASIAN PACIFIC ISLANDER	ASIAN PACIFIC ISLANDER	BLACK NOT OF HISPANIC ORIGIN	BLACK NOT OF HISPANIC ORIGIN	BLACK NOT OF HISPANIC ORIGIN	WHITE NOT OF HISPANIC ORIGIN	WHITE NOT OF HISPANIC ORIGIN	WHITE NOT OF HISPANIC ORIGIN	HISPANIC PUPIL COUNT	HISPANIC DROPOUTS	HISPANIC DROPOUT RATE	TOTALS PUPIL COUNT	TOTALS DROPOUTS	TOTALS DROPOUT RATE	
7TH GRADE FEMALE	0	0	0	0	0	0	0	0	0	17	1	5.9	5	0	0	22	1	4.5	
7TH GRADE TOTAL	0	0	0	0	0	0	0	0	0	38	1	2.6	6	0	0	44	1	2.3	
8TH GRADE MALE	1	0	0	0	0	0	0	0	0	24	0	0	1	0	0	26	0	0	
8TH GRADE FEMALE	0	0	0	0	0	0	0	0	0	29	1	3.4	4	0	0	33	1	3	
8TH GRADE TOTAL	1	0	0	0	0	0	0	0	0	53	1	1.9	5	0	0	59	1	1.7	
9TH GRADE MALE	0	0	0	0	0	0	0	0	0	23	2	8.7	9	1	11.1	32	3	9.4	
9TH GRADE FEMALE	0	0	0	0	0	0	0	0	0	20	0	0	3	1	33.3	23	1	4.3	
9TH GRADE TOTAL	0	0	0	0	0	0	0	0	0	43	2	4.7	12	2	16.7	55	4	7.3	
10TH GRADE MALE	0	0	0	0	0	0	0	0	0	18	3	16.7	4	0	0	22	3	13.6	
10TH GRADE FEMALE	0	0	0	0	0	0	0	0	0	19	0	0	1	0	0	20	0	0	
10TH GRADE TOTAL	0	0	0	0	0	0	0	0	0	37	3	8.1	5	0	0	42	3	7.1	
11TH GRADE MALE	0	0	0	0	0	0	0	0	0	16	2	12.5	2	1	50	18	3	16.7	
11TH GRADE FEMALE	0	0	0	0	0	0	0	0	0	27	1	3.7	6	0	0	33	1	3	
11TH GRADE TOTAL	0	0	0	0	0	0	0	0	0	43	3	7	8	1	12.5	51	4	7.8	
12TH GRADE MALE	1	0	0	0	0	0	0	0	0	16	0	0	2	0	0	19	0	0	
12TH GRADE FEMALE	0	0	0	0	0	0	0	0	0	20	1	5	1	0	0	21	1	4.8	
12TH GRADE TOTAL	1	0	0	0	0	0	0	0	0	36	1	2.8	3	0	0	40	1	2.5	
DISTRICT TOTAL MALE	2	0	0	0	0	0	0	0	0	118	7	5.9	19	2	10.5	139	9	6.5	
DISTRICT TOTAL FEMALE	0	0	0	0	0	0	0	0	0	132	4	3	20	1	5	152	5	3.3	
DISTRICT TOTAL	2	0	0	0	0	0	0	0	0	250	11	4.4	39	3	7.7	291	14	4.8	
DISTRICT TOTALS (EXCLUDING ALTERNATIVE SCHOOLS)																			
7TH GRADE MALE	0	0	0	0	0	0	0	0	0	21	0	0	1	0	0	22	0	0	
7TH GRADE FEMALE	0	0	0	0	0	0	0	0	0	17	1	5.9	5	0	0	22	1	4.5	
7TH GRADE TOTAL	0	0	0	0	0	0	0	0	0	38	1	2.6	6	0	0	44	1	2.3	
8TH GRADE MALE	1	0	0	0	0	0	0	0	0	24	0	0	1	0	0	26	0	0	
8TH GRADE FEMALE	0	0	0	0	0	0	0	0	0	29	1	3.4	4	0	0	33	1	3	
8TH GRADE TOTAL	1	0	0	0	0	0	0	0	0	53	1	1.9	5	0	0	59	1	1.7	
9TH GRADE MALE	0	0	0	0	0	0	0	0	0	23	2	8.7	9	1	11.1	32	3	9.4	
9TH GRADE FEMALE	0	0	0	0	0	0	0	0	0	20	0	0	3	1	33.3	23	1	4.3	
9TH GRADE TOTAL	0	0	0	0	0	0	0	0	0	43	2	4.7	12	2	16.7	55	4	7.3	
10TH GRADE MALE	0	0	0	0	0	0	0	0	0	18	3	16.7	4	0	0	22	3	13.6	
10TH GRADE FEMALE	0	0	0	0	0	0	0	0	0	19	0	0	1	0	0	20	0	0	
10TH GRADE TOTAL	0	0	0	0	0	0	0	0	0	37	3	8.1	5	0	0	42	3	7.1	
11TH GRADE MALE	0	0	0	0	0	0	0	0	0	16	2	12.5	2	1	50	18	3	16.7	
11TH GRADE FEMALE	0	0	0	0	0	0	0	0	0	27	1	3.7	6	0	0	33	1	3	
11TH GRADE TOTAL	0	0	0	0	0	0	0	0	0	43	3	7	8	1	12.5	51	4	7.8	
12TH GRADE MALE	1	0	0	0	0	0	0	0	0	16	0	0	2	0	0	19	0	0	
12TH GRADE FEMALE	0	0	0	0	0	0	0	0	0	20	1	5	1	0	0	21	1	4.8	
12TH GRADE TOTAL	1	0	0	0	0	0	0	0	0	36	1	2.8	3	0	0	40	1	2.5	
DISTRICT TOTAL MALE	2	0	0	0	0	0	0	0	0	118	7	5.9	19	2	10.5	139	9	6.5	
DISTRICT TOTAL FEMALE	0	0	0	0	0	0	0	0	0	132	4	3	20	1	5	152	5	3.3	
DISTRICT TOTAL	2	0	0	0	0	0	0	0	0	250	11	4.4	39	3	7.7	291	14	4.8	
DISTRICT TOTALS (ALTERNATIVE SCHOOLS ONLY)																			
DISTRICT TOTAL MALE	0	0	0	0	0	0	0	0	0	0	0	0	0	0	0	0	0	0	
DISTRICT TOTAL FEMALE	0	0	0	0	0	0	0	0	0	0	0	0	0	0	0	0	0	0	
DISTRICT TOTAL	0	0	0	0	0	0	0	0	0	0	0	0	0	0	0	0	0	0	
DISTRICT: 1350 EAST GRAND 2																			
DISTRICT TOTALS (INCLUDING ALTERNATIVE SCHOOLS)																			
7TH GRADE MALE	0	0	0	0	0	0	1	0	0	54	0	0	4	0	0	59	0	0	

2/5/2006 COLORADO DEPARTMENT OF EDUCATION PAGE : 1
 2003-2004 STATE DROPOUT COUNTS BY DISTRICT


	AMERICAN INDIAN OR ALASKAN NATIVE	AMERICAN INDIAN OR ALASKAN NATIVE	AMERICAN INDIAN OR ALASKAN NATIVE	ASIAN PACIFIC ISLANDER	ASIAN PACIFIC ISLANDER	ASIAN PACIFIC ISLANDER	BLACK NOT OF HISPANIC ORIGIN	BLACK NOT OF HISPANIC ORIGIN	BLACK NOT OF HISPANIC ORIGIN	WHITE NOT OF HISPANIC ORIGIN	WHITE NOT OF HISPANIC ORIGIN	WHITE NOT OF HISPANIC ORIGIN	HISPANIC PUPIL COUNT	HISPANIC DROPOUTS	HISPANIC DROPOUT RATE	TOTALS PUPIL COUNT	TOTALS DROPOUTS	TOTALS DROPOUT RATE	
7TH GRADE FEMALE	1	0	0	1	0	0	1	0	0	59	0	0	1	0	0	63	0	0	
7TH GRADE TOTAL	1	0	0	1	0	0	2	0	0	113	0	0	5	0	0	122	0	0	
8TH GRADE MALE	0	0	0	1	0	0	0	0	0	44	0	0	3	0	0	48	0	0	
8TH GRADE FEMALE	1	0	0	0	0	0	0	0	0	48	0	0	3	0	0	52	0	0	
8TH GRADE TOTAL	1	0	0	1	0	0	0	0	0	92	0	0	6	0	0	100	0	0	
9TH GRADE MALE	2	0	0	1	0	0	1	0	0	57	1	1.8	8	0	0	69	1	1.4	
9TH GRADE FEMALE	0	0	0	2	0	0	0	0	0	63	0	0	3	0	0	68	0	0	
9TH GRADE TOTAL	2	0	0	3	0	0	1	0	0	120	1	0.8	11	0	0	137	1	0.7	
10TH GRADE MALE	1	0	0	0	0	0	0	0	0	64	0	0	3	0	0	68	0	0	
10TH GRADE FEMALE	0	0	0	0	0	0	0	0	0	58	0	0	2	0	0	60	0	0	
10TH GRADE TOTAL	1	0	0	0	0	0	0	0	0	122	0	0	5	0	0	128	0	0	
11TH GRADE MALE	1	0	0	0	0	0	0	0	0	56	0	0	1	0	0	58	0	0	
11TH GRADE FEMALE	1	0	0	1	0	0	0	0	0	53	0	0	5	0	0	60	0	0	
11TH GRADE TOTAL	2	0	0	1	0	0	0	0	0	109	0	0	6	0	0	118	0	0	
12TH GRADE MALE	1	0	0	1	0	0	0	0	0	60	1	1.7	2	0	0	64	1	1.6	
12TH GRADE FEMALE	0	0	0	2	0	0	0	0	0	55	0	0	2	0	0	59	0	0	
12TH GRADE TOTAL	1	0	0	3	0	0	0	0	0	115	1	0.9	4	0	0	123	1	0.8	
DISTRICT TOTAL MALE	5	0	0	3	0	0	2	0	0	335	2	0.6	21	0	0	366	2	0.5	
DISTRICT TOTAL FEMALE	3	0	0	6	0	0	1	0	0	336	0	0	16	0	0	362	0	0	
DISTRICT TOTAL	8	0	0	9	0	0	3	0	0	671	2	0.3	37	0	0	728	2	0.3	
DISTRICT TOTALS (EXCLUDING ALTERNATIVE SCHOOLS)																			
7TH GRADE MALE	0	0	0	0	0	0	1	0	0	54	0	0	4	0	0	59	0	0	
7TH GRADE FEMALE	1	0	0	1	0	0	1	0	0	59	0	0	1	0	0	63	0	0	
7TH GRADE TOTAL	1	0	0	1	0	0	2	0	0	113	0	0	5	0	0	122	0	0	
8TH GRADE MALE	0	0	0	1	0	0	0	0	0	44	0	0	3	0	0	48	0	0	
8TH GRADE FEMALE	1	0	0	0	0	0	0	0	0	48	0	0	3	0	0	52	0	0	
8TH GRADE TOTAL	1	0	0	1	0	0	0	0	0	92	0	0	6	0	0	100	0	0	
9TH GRADE MALE	2	0	0	1	0	0	1	0	0	57	1	1.8	8	0	0	69	1	1.4	
9TH GRADE FEMALE	0	0	0	2	0	0	0	0	0	63	0	0	3	0	0	68	0	0	
9TH GRADE TOTAL	2	0	0	3	0	0	1	0	0	120	1	0.8	11	0	0	137	1	0.7	
10TH GRADE MALE	1	0	0	0	0	0	0	0	0	64	0	0	3	0	0	68	0	0	
10TH GRADE FEMALE	0	0	0	0	0	0	0	0	0	58	0	0	2	0	0	60	0	0	
10TH GRADE TOTAL	1	0	0	0	0	0	0	0	0	122	0	0	5	0	0	128	0	0	
11TH GRADE MALE	1	0	0	0	0	0	0	0	0	56	0	0	1	0	0	58	0	0	
11TH GRADE FEMALE	1	0	0	1	0	0	0	0	0	53	0	0	5	0	0	60	0	0	
11TH GRADE TOTAL	2	0	0	1	0	0	0	0	0	109	0	0	6	0	0	118	0	0	
12TH GRADE MALE	1	0	0	1	0	0	0	0	0	60	1	1.7	2	0	0	64	1	1.6	
12TH GRADE FEMALE	0	0	0	2	0	0	0	0	0	55	0	0	2	0	0	59	0	0	
12TH GRADE TOTAL	1	0	0	3	0	0	0	0	0	115	1	0.9	4	0	0	123	1	0.8	
DISTRICT TOTAL MALE	5	0	0	3	0	0	2	0	0	335	2	0.6	21	0	0	366	2	0.5	
DISTRICT TOTAL FEMALE	3	0	0	6	0	0	1	0	0	336	0	0	16	0	0	362	0	0	
DISTRICT TOTAL	8	0	0	9	0	0	3	0	0	671	2	0.3	37	0	0	728	2	0.3	
DISTRICT TOTALS (ALTERNATIVE SCHOOLS ONLY)																			
DISTRICT TOTAL MALE	0	0	0	0	0	0	0	0	0	0	0	0	0	0	0	0	0	0	
DISTRICT TOTAL FEMALE	0	0	0	0	0	0	0	0	0	0	0	0	0	0	0	0	0	0	
DISTRICT TOTAL	0	0	0	0	0	0	0	0	0	0	0	0	0	0	0	0	0	0	
COUNTY :	26 GUNNISON																		
DISTRICT:	1380 GUNNISON WATERSHED RE1J																		
DISTRICT TOTALS (INCLUDING ALTERNATIVE SCHOOLS)																			

2/5/2006 COLORADO DEPARTMENT OF EDUCATION PAGE : 1
 2003-2004 STATE DROPOUT COUNTS BY DISTRICT

	AMERICAN INDIAN OR ALASKAN NATIVE	AMERICAN INDIAN OR ALASKAN NATIVE	AMERICAN INDIAN OR ALASKAN NATIVE	ASIAN PACIFIC ISLANDER	ASIAN PACIFIC ISLANDER	ASIAN PACIFIC ISLANDER	BLACK NOT OF HISPANIC ORIGIN	BLACK NOT OF HISPANIC ORIGIN	BLACK NOT OF HISPANIC ORIGIN	WHITE NOT OF HISPANIC ORIGIN	WHITE NOT OF HISPANIC ORIGIN	WHITE NOT OF HISPANIC ORIGIN	HISPANIC PUPIL COUNT	HISPANIC DROPOUTS	HISPANIC DROPOUT RATE	TOTALS PUPIL COUNT	TOTALS DROPOUTS	TOTALS DROPOUT RATE	
7TH GRADE MALE	6	0	0	1	0	0	1	0	0	69	0	0	6	0	0	83	0	0	
7TH GRADE FEMALE	1	0	0	1	0	0	1	0	0	54	0	0	9	0	0	66	0	0	
7TH GRADE TOTAL	7	0	0	2	0	0	2	0	0	123	0	0	15	0	0	149	0	0	
8TH GRADE MALE	1	0	0	1	0	0	1	1	100	53	1	1.9	7	0	0	63	2	3.2	
8TH GRADE FEMALE	1	0	0	1	0	0	0	0	0	59	1	1.7	5	0	0	66	1	1.5	
8TH GRADE TOTAL	2	0	0	2	0	0	1	1	100	112	2	1.8	12	0	0	129	3	2.3	
9TH GRADE MALE	2	0	0	2	0	0	0	0	0	68	0	0	6	0	0	78	0	0	
9TH GRADE FEMALE	1	0	0	1	0	0	0	0	0	57	2	3.5	2	2	100	61	4	6.6	
9TH GRADE TOTAL	3	0	0	3	0	0	0	0	0	125	2	1.6	8	2	25	139	4	2.9	
10TH GRADE MALE	1	0	0	3	0	0	0	0	0	52	2	3.8	3	0	0	59	2	3.4	
10TH GRADE FEMALE	2	0	0	0	0	0	0	0	0	73	1	1.4	3	0	0	78	1	1.3	
10TH GRADE TOTAL	3	0	0	3	0	0	0	0	0	125	3	2.4	6	0	0	137	3	2.2	
11TH GRADE MALE	1	1	100	0	0	0	0	0	0	69	3	4.3	4	0	0	74	4	5.4	
11TH GRADE FEMALE	0	0	0	2	0	0	1	0	0	64	1	1.6	3	0	0	70	1	1.4	
11TH GRADE TOTAL	1	1	100	2	0	0	1	0	0	133	4	3	7	0	0	144	5	3.5	
12TH GRADE MALE	1	0	0	0	0	0	0	0	0	61	0	0	4	0	0	66	0	0	
12TH GRADE FEMALE	0	0	0	0	0	0	0	0	0	48	0	0	1	0	0	49	0	0	
12TH GRADE TOTAL	1	0	0	0	0	0	0	0	0	109	0	0	5	0	0	115	0	0	
DISTRICT TOTAL MALE	12	1	8.3	7	0	0	2	1	50	372	6	1.6	30	0	0	423	8	1.9	
DISTRICT TOTAL FEMALE	5	0	0	5	0	0	2	0	0	355	5	1.4	23	2	8.7	390	7	1.8	
DISTRICT TOTAL	17	1	5.9	12	0	0	4	1	25	727	11	1.5	53	2	3.8	813	15	1.8	
DISTRICT TOTALS (EXCLUDING ALTERNATIVE SCHOOLS)																			
7TH GRADE MALE	6	0	0	1	0	0	1	0	0	69	0	0	6	0	0	83	0	0	
7TH GRADE FEMALE	1	0	0	1	0	0	1	0	0	54	0	0	9	0	0	66	0	0	
7TH GRADE TOTAL	7	0	0	2	0	0	2	0	0	123	0	0	15	0	0	149	0	0	
8TH GRADE MALE	1	0	0	1	0	0	1	1	100	53	1	1.9	7	0	0	63	2	3.2	
8TH GRADE FEMALE	1	0	0	1	0	0	0	0	0	59	1	1.7	5	0	0	66	1	1.5	
8TH GRADE TOTAL	2	0	0	2	0	0	1	1	100	112	2	1.8	12	0	0	129	3	2.3	
9TH GRADE MALE	1	0	0	2	0	0	0	0	0	63	0	0	6	0	0	72	0	0	
9TH GRADE FEMALE	1	0	0	1	0	0	0	0	0	55	2	3.6	1	1	100	58	3	5.2	
9TH GRADE TOTAL	2	0	0	3	0	0	0	0	0	118	2	1.7	7	1	14.3	130	3	2.3	
10TH GRADE MALE	1	0	0	3	0	0	0	0	0	50	2	4	3	0	0	57	2	3.5	
10TH GRADE FEMALE	2	0	0	0	0	0	0	0	0	69	0	0	3	0	0	74	0	0	
10TH GRADE TOTAL	3	0	0	3	0	0	0	0	0	119	2	1.7	6	0	0	131	2	1.5	
11TH GRADE MALE	0	0	0	0	0	0	0	0	0	63	1	1.6	3	0	0	66	1	1.5	
11TH GRADE FEMALE	0	0	0	2	0	0	1	0	0	57	0	0	3	0	0	63	0	0	
11TH GRADE TOTAL	0	0	0	2	0	0	1	0	0	120	1	0.8	6	0	0	129	1	0.8	
12TH GRADE MALE	1	0	0	0	0	0	0	0	0	55	0	0	4	0	0	60	0	0	
12TH GRADE FEMALE	0	0	0	0	0	0	0	0	0	45	0	0	0	0	0	45	0	0	
12TH GRADE TOTAL	1	0	0	0	0	0	0	0	0	100	0	0	4	0	0	105	0	0	
DISTRICT TOTAL MALE	10	0	0	7	0	0	2	1	50	353	4	1.1	29	0	0	401	5	1.2	
DISTRICT TOTAL FEMALE	5	0	0	5	0	0	2	0	0	339	3	0.9	21	1	4.8	372	4	1.1	
DISTRICT TOTAL	15	0	0	12	0	0	4	1	25	692	7	1	50	1	2	773	9	1.2	
DISTRICT TOTALS (ALTERNATIVE SCHOOLS ONLY)																			
9TH GRADE MALE	1	0	0	0	0	0	0	0	0	5	0	0	0	0	0	6	0	0	
9TH GRADE FEMALE	0	0	0	0	0	0	0	0	0	2	0	0	1	1	100	3	1	33.3	
9TH GRADE TOTAL	1	0	0	0	0	0	0	0	0	7	0	0	1	1	100	9	1	11.1	
10TH GRADE MALE	0	0	0	0	0	0	0	0	0	2	0	0	0	0	0	2	0	0	
10TH GRADE FEMALE	0	0	0	0	0	0	0	0	0	4	1	25	0	0	0	4	1	25	


2/5/2006 COLORADO DEPARTMENT OF EDUCATION PAGE : 1
 2003-2004 STATE DROPOUT COUNTS BY DISTRICT

	AMERICAN INDIAN OR ALASKAN NATIVE	AMERICAN INDIAN OR ALASKAN NATIVE	AMERICAN INDIAN OR ALASKAN NATIVE	ASIAN PACIFIC ISLANDER	ASIAN PACIFIC ISLANDER	ASIAN PACIFIC ISLANDER	BLACK NOT OF HISPANIC ORIGIN	BLACK NOT OF HISPANIC ORIGIN	BLACK NOT OF HISPANIC ORIGIN	WHITE NOT OF HISPANIC ORIGIN	WHITE NOT OF HISPANIC ORIGIN	WHITE NOT OF HISPANIC ORIGIN	HISPANIC PUPIL COUNT	HISPANIC DROPOUTS	HISPANIC DROPOUT RATE	TOTALS PUPIL COUNT	TOTALS DROPOUTS	TOTALS DROPOUT RATE	
10TH GRADE TOTAL	0	0	0	0	0	0	0	0	0	6	1	16.7	0	0	0	6	1	16.7	
11TH GRADE MALE	1	1	100	0	0	0	0	0	0	6	2	33.3	1	0	0	8	3	37.5	
11TH GRADE FEMALE	0	0	0	0	0	0	0	0	0	7	1	14.3	0	0	0	7	1	14.3	
11TH GRADE TOTAL	1	1	100	0	0	0	0	0	0	13	3	23.1	1	0	0	15	4	26.7	
12TH GRADE MALE	0	0	0	0	0	0	0	0	0	6	0	0	0	0	0	6	0	0	
12TH GRADE FEMALE	0	0	0	0	0	0	0	0	0	3	0	0	1	0	0	4	0	0	
12TH GRADE TOTAL	0	0	0	0	0	0	0	0	0	9	0	0	1	0	0	10	0	0	
DISTRICT TOTAL MALE	2	1	50	0	0	0	0	0	0	19	2	10.5	1	0	0	22	3	13.6	
DISTRICT TOTAL FEMALE	0	0	0	0	0	0	0	0	0	16	2	12.5	2	1	50	18	3	16.7	
DISTRICT TOTAL	2	1	50	0	0	0	0	0	0	35	4	11.4	3	1	33.3	40	6	15	
COUNTY :	27		HINSDALE																
DISTRICT:	1380		HINSDALE COUNTY RE 1																
DISTRICT TOTALS (INCLUDING ALTERNATIVE SCHOOLS)																			
7TH GRADE MALE	0	0	0	0	0	0	0	0	0	0	0	0	0	0	0	0	0	0	
7TH GRADE FEMALE	0	0	0	0	0	0	0	0	0	2	0	0	0	0	0	2	0	0	
7TH GRADE TOTAL	0	0	0	0	0	0	0	0	0	2	0	0	0	0	0	2	0	0	
8TH GRADE MALE	0	0	0	0	0	0	0	0	0	4	0	0	0	0	0	4	0	0	
8TH GRADE FEMALE	0	0	0	0	0	0	0	0	0	5	0	0	0	0	0	5	0	0	
8TH GRADE TOTAL	0	0	0	0	0	0	0	0	0	9	0	0	0	0	0	9	0	0	
9TH GRADE MALE	0	0	0	0	0	0	0	0	0	1	0	0	0	0	0	1	0	0	
9TH GRADE FEMALE	0	0	0	0	0	0	0	0	0	2	0	0	0	0	0	2	0	0	
9TH GRADE TOTAL	0	0	0	0	0	0	0	0	0	3	0	0	0	0	0	3	0	0	
10TH GRADE MALE	0	0	0	0	0	0	0	0	0	0	0	0	0	0	0	0	0	0	
10TH GRADE FEMALE	0	0	0	0	0	0	0	0	0	1	0	0	0	0	0	1	0	0	
10TH GRADE TOTAL	0	0	0	0	0	0	0	0	0	1	0	0	0	0	0	1	0	0	
11TH GRADE MALE	0	0	0	0	0	0	0	0	0	6	0	0	0	0	0	6	0	0	
11TH GRADE FEMALE	0	0	0	0	0	0	0	0	0	2	0	0	0	0	0	2	0	0	
11TH GRADE TOTAL	0	0	0	0	0	0	0	0	0	8	0	0	0	0	0	8	0	0	
12TH GRADE MALE	0	0	0	0	0	0	0	0	0	3	1	33.3	0	0	0	3	1	33.3	
12TH GRADE FEMALE	0	0	0	0	0	0	0	0	0	2	0	0	1	0	0	3	0	0	
12TH GRADE TOTAL	0	0	0	0	0	0	0	0	0	5	1	20	1	0	0	6	1	16.7	
DISTRICT TOTAL MALE	0	0	0	0	0	0	0	0	0	14	1	7.1	0	0	0	14	1	7.1	
DISTRICT TOTAL FEMALE	0	0	0	0	0	0	0	0	0	14	0	0	1	0	0	15	0	0	
DISTRICT TOTAL	0	0	0	0	0	0	0	0	0	28	1	3.6	1	0	0	29	1	3.4	
DISTRICT TOTALS (EXCLUDING ALTERNATIVE SCHOOLS)																			
7TH GRADE MALE	0	0	0	0	0	0	0	0	0	0	0	0	0	0	0	0	0	0	
7TH GRADE FEMALE	0	0	0	0	0	0	0	0	0	2	0	0	0	0	0	2	0	0	
7TH GRADE TOTAL	0	0	0	0	0	0	0	0	0	2	0	0	0	0	0	2	0	0	
8TH GRADE MALE	0	0	0	0	0	0	0	0	0	4	0	0	0	0	0	4	0	0	
8TH GRADE FEMALE	0	0	0	0	0	0	0	0	0	5	0	0	0	0	0	5	0	0	
8TH GRADE TOTAL	0	0	0	0	0	0	0	0	0	9	0	0	0	0	0	9	0	0	
9TH GRADE MALE	0	0	0	0	0	0	0	0	0	1	0	0	0	0	0	1	0	0	
9TH GRADE FEMALE	0	0	0	0	0	0	0	0	0	2	0	0	0	0	0	2	0	0	
9TH GRADE TOTAL	0	0	0	0	0	0	0	0	0	3	0	0	0	0	0	3	0	0	
10TH GRADE MALE	0	0	0	0	0	0	0	0	0	0	0	0	0	0	0	0	0	0	
10TH GRADE FEMALE	0	0	0	0	0	0	0	0	0	1	0	0	0	0	0	1	0	0	
10TH GRADE TOTAL	0	0	0	0	0	0	0	0	0	1	0	0	0	0	0	1	0	0	
11TH GRADE MALE	0	0	0	0	0	0	0	0	0	6	0	0	0	0	0	6	0	0	
11TH GRADE FEMALE	0	0	0	0	0	0	0	0	0	2	0	0	0	0	0	2	0	0	




2/5/2006 COLORADO DEPARTMENT OF EDUCATION PAGE : 1
 2003-2004 STATE DROPOUT COUNTS BY DISTRICT

	AMERICAN INDIAN OR ALASKAN NATIVE	AMERICAN INDIAN OR ALASKAN NATIVE	AMERICAN INDIAN OR ALASKAN NATIVE	ASIAN PACIFIC ISLANDER	ASIAN PACIFIC ISLANDER	ASIAN PACIFIC ISLANDER	BLACK NOT OF HISPANIC ORIGIN	BLACK NOT OF HISPANIC ORIGIN	BLACK NOT OF HISPANIC ORIGIN	WHITE NOT OF HISPANIC ORIGIN	WHITE NOT OF HISPANIC ORIGIN	WHITE NOT OF HISPANIC ORIGIN	HISPANIC PUPIL COUNT	HISPANIC DROPOUTS	HISPANIC DROPOUT RATE	TOTALS PUPIL COUNT	TOTALS DROPOUTS	TOTALS DROPOUT RATE		
11TH GRADE TOTAL	0	0	0	0	0	0	0	0	0	8	0	0	0	0	0	8	0	0		
12TH GRADE MALE	0	0	0	0	0	0	0	0	0	3	1	33.3	0	0	0	3	1	33.3		
12TH GRADE FEMALE	0	0	0	0	0	0	0	0	0	2	0	0	1	0	0	3	0	0		
12TH GRADE TOTAL	0	0	0	0	0	0	0	0	0	5	1	20	1	0	0	6	1	16.7		
DISTRICT TOTAL MALE	0	0	0	0	0	0	0	0	0	14	1	7.1	0	0	0	14	1	7.1		
DISTRICT TOTAL FEMALE	0	0	0	0	0	0	0	0	0	14	0	0	1	0	0	15	0	0		
DISTRICT TOTAL	0	0	0	0	0	0	0	0	0	28	1	3.6	1	0	0	29	1	3.4		
DISTRICT TOTALS (ALTERNATIVE SCHOOLS ONLY)																				
DISTRICT TOTAL MALE	0	0	0	0	0	0	0	0	0	0	0	0	0	0	0	0	0	0		
DISTRICT TOTAL FEMALE	0	0	0	0	0	0	0	0	0	0	0	0	0	0	0	0	0	0		
DISTRICT TOTAL	0	0	0	0	0	0	0	0	0	0	0	0	0	0	0	0	0	0		
COUNTY	: 28			HUERFANO																
DISTRICT:	1390			HUERFANO RE-1																
DISTRICT TOTALS (INCLUDING ALTERNATIVE SCHOOLS)																				
7TH GRADE MALE	0	0	0	0	0	0	1	0	0	11	0	0	12	0	0	24	0	0		
7TH GRADE FEMALE	0	0	0	0	0	0	0	0	0	18	0	0	20	0	0	38	0	0		
7TH GRADE TOTAL	0	0	0	0	0	0	1	0	0	29	0	0	32	0	0	62	0	0		
8TH GRADE MALE	0	0	0	0	0	0	2	0	0	13	0	0	25	0	0	40	0	0		
8TH GRADE FEMALE	1	0	0	0	0	0	0	0	0	10	0	0	12	0	0	23	0	0		
8TH GRADE TOTAL	1	0	0	0	0	0	2	0	0	23	0	0	37	0	0	63	0	0		
9TH GRADE MALE	0	0	0	0	0	0	0	0	0	13	1	7.7	31	5	16.1	44	6	13.6		
9TH GRADE FEMALE	0	0	0	0	0	0	0	0	0	18	0	0	29	1	3.4	47	1	2.1		
9TH GRADE TOTAL	0	0	0	0	0	0	0	0	0	31	1	3.2	60	6	10	91	7	7.7		
10TH GRADE MALE	1	0	0	0	0	0	0	0	0	20	0	0	19	4	21.1	40	4	10		
10TH GRADE FEMALE	1	1	100	0	0	0	0	0	0	18	1	5.6	21	0	0	40	2	5		
10TH GRADE TOTAL	2	1	50	0	0	0	0	0	0	38	1	2.6	40	4	10	80	6	7.5		
11TH GRADE MALE	1	0	0	0	0	0	1	0	0	13	0	0	18	1	5.6	33	1	3		
11TH GRADE FEMALE	0	0	0	0	0	0	0	0	0	12	0	0	20	1	5	32	1	3.1		
11TH GRADE TOTAL	1	0	0	0	0	0	1	0	0	25	0	0	38	2	5.3	65	2	3.1		
12TH GRADE MALE	1	0	0	0	0	0	0	0	0	8	0	0	14	0	0	23	0	0		
12TH GRADE FEMALE	0	0	0	0	0	0	0	0	0	11	0	0	13	1	7.7	24	1	4.2		
12TH GRADE TOTAL	1	0	0	0	0	0	0	0	0	19	0	0	27	1	3.7	47	1	2.1		
DISTRICT TOTAL MALE	3	0	0	0	0	0	4	0	0	78	1	1.3	119	10	8.4	204	11	5.4		
DISTRICT TOTAL FEMALE	2	1	50	0	0	0	0	0	0	87	1	1.1	115	3	2.6	204	5	2.5		
DISTRICT TOTAL	5	1	20	0	0	0	4	0	0	165	2	1.2	234	13	5.6	408	16	3.9		
DISTRICT TOTALS (EXCLUDING ALTERNATIVE SCHOOLS)																				
7TH GRADE MALE	0	0	0	0	0	0	1	0	0	11	0	0	12	0	0	24	0	0		
7TH GRADE FEMALE	0	0	0	0	0	0	0	0	0	18	0	0	20	0	0	38	0	0		
7TH GRADE TOTAL	0	0	0	0	0	0	1	0	0	29	0	0	32	0	0	62	0	0		
8TH GRADE MALE	0	0	0	0	0	0	2	0	0	13	0	0	25	0	0	40	0	0		
8TH GRADE FEMALE	1	0	0	0	0	0	0	0	0	10	0	0	12	0	0	23	0	0		
8TH GRADE TOTAL	1	0	0	0	0	0	2	0	0	23	0	0	37	0	0	63	0	0		
9TH GRADE MALE	0	0	0	0	0	0	0	0	0	13	1	7.7	31	5	16.1	44	6	13.6		
9TH GRADE FEMALE	0	0	0	0	0	0	0	0	0	18	0	0	29	1	3.4	47	1	2.1		
9TH GRADE TOTAL	0	0	0	0	0	0	0	0	0	31	1	3.2	60	6	10	91	7	7.7		
10TH GRADE MALE	1	0	0	0	0	0	0	0	0	20	0	0	19	4	21.1	40	4	10		
10TH GRADE FEMALE	1	1	100	0	0	0	0	0	0	18	1	5.6	21	0	0	40	2	5		
10TH GRADE TOTAL	2	1	50	0	0	0	0	0	0	38	1	2.6	40	4	10	80	6	7.5		
11TH GRADE MALE	1	0	0	0	0	0	1	0	0	13	0	0	18	1	5.6	33	1	3		




2/5/2006 COLORADO DEPARTMENT OF EDUCATION PAGE : 1
 2003-2004 STATE DROPOUT COUNTS BY DISTRICT

	AMERICAN INDIAN OR ALASKAN NATIVE	AMERICAN INDIAN OR ALASKAN NATIVE	AMERICAN INDIAN OR ALASKAN NATIVE	ASIAN PACIFIC ISLANDER	ASIAN PACIFIC ISLANDER	ASIAN PACIFIC ISLANDER	BLACK NOT OF HISPANIC ORIGIN	BLACK NOT OF HISPANIC ORIGIN	BLACK NOT OF HISPANIC ORIGIN	WHITE NOT OF HISPANIC ORIGIN	WHITE NOT OF HISPANIC ORIGIN	WHITE NOT OF HISPANIC ORIGIN	HISPANIC PUPIL COUNT	HISPANIC DROPOUTS	HISPANIC DROPOUT RATE	TOTALS PUPIL COUNT	TOTALS DROPOUTS	TOTALS DROPOUT RATE
11TH GRADE FEMALE	0	0	0	0	0	0	0	0	0	12	0	0	20	1	5	32	1	3.1
11TH GRADE TOTAL	1	0	0	0	0	0	1	0	0	25	0	0	38	2	5.3	65	2	3.1
12TH GRADE MALE	1	0	0	0	0	0	0	0	0	8	0	0	14	0	0	23	0	0
12TH GRADE FEMALE	0	0	0	0	0	0	0	0	0	11	0	0	13	1	7.7	24	1	4.2
12TH GRADE TOTAL	1	0	0	0	0	0	0	0	0	19	0	0	27	1	3.7	47	1	2.1
DISTRICT TOTAL MALE	3	0	0	0	0	0	4	0	0	78	1	1.3	119	10	8.4	204	11	5.4
DISTRICT TOTAL FEMALE	2	1	50	0	0	0	0	0	0	87	1	1.1	115	3	2.6	204	5	2.5
DISTRICT TOTAL	5	1	20	0	0	0	4	0	0	165	2	1.2	234	13	5.6	408	16	3.9
DISTRICT TOTALS (ALTERNATIVE SCHOOLS ONLY)																		
DISTRICT TOTAL MALE	0	0	0	0	0	0	0	0	0	0	0	0	0	0	0	0	0	0
DISTRICT TOTAL FEMALE	0	0	0	0	0	0	0	0	0	0	0	0	0	0	0	0	0	0
DISTRICT TOTAL	0	0	0	0	0	0	0	0	0	0	0	0	0	0	0	0	0	0
DISTRICT:	1400	LA VETA RE-2																
DISTRICT TOTALS (INCLUDING ALTERNATIVE SCHOOLS)																		
7TH GRADE MALE	0	0	0	0	0	0	0	0	0	11	0	0	1	0	0	12	0	0
7TH GRADE FEMALE	0	0	0	0	0	0	0	0	0	6	0	0	3	0	0	9	0	0
7TH GRADE TOTAL	0	0	0	0	0	0	0	0	0	17	0	0	4	0	0	21	0	0
8TH GRADE MALE	0	0	0	0	0	0	0	0	0	10	0	0	1	0	0	11	0	0
8TH GRADE FEMALE	0	0	0	0	0	0	0	0	0	9	0	0	4	0	0	13	0	0
8TH GRADE TOTAL	0	0	0	0	0	0	0	0	0	19	0	0	5	0	0	24	0	0
9TH GRADE MALE	0	0	0	0	0	0	0	0	0	10	1	10	0	0	0	10	1	10
9TH GRADE FEMALE	0	0	0	0	0	0	1	0	0	9	0	0	5	0	0	15	0	0
9TH GRADE TOTAL	0	0	0	0	0	0	1	0	0	19	1	5.3	5	0	0	25	1	4
10TH GRADE MALE	0	0	0	0	0	0	0	0	0	7	0	0	2	0	0	9	0	0
10TH GRADE FEMALE	0	0	0	0	0	0	0	0	0	10	0	0	2	0	0	12	0	0
10TH GRADE TOTAL	0	0	0	0	0	0	0	0	0	17	0	0	4	0	0	21	0	0
11TH GRADE MALE	0	0	0	0	0	0	0	0	0	6	0	0	0	0	0	6	0	0
11TH GRADE FEMALE	0	0	0	0	0	0	0	0	0	7	0	0	0	0	0	7	0	0
11TH GRADE TOTAL	0	0	0	0	0	0	0	0	0	13	0	0	0	0	0	13	0	0
12TH GRADE MALE	0	0	0	0	0	0	0	0	0	9	0	0	1	0	0	10	0	0
12TH GRADE FEMALE	0	0	0	0	0	0	0	0	0	5	0	0	0	0	0	5	0	0
12TH GRADE TOTAL	0	0	0	0	0	0	0	0	0	14	0	0	1	0	0	15	0	0
DISTRICT TOTAL MALE	0	0	0	0	0	0	0	0	0	53	1	1.9	5	0	0	58	1	1.7
DISTRICT TOTAL FEMALE	0	0	0	0	0	0	1	0	0	46	0	0	14	0	0	61	0	0
DISTRICT TOTAL	0	0	0	0	0	0	1	0	0	99	1	1	19	0	0	119	1	0.8
DISTRICT TOTALS (EXCLUDING ALTERNATIVE SCHOOLS)																		
7TH GRADE MALE	0	0	0	0	0	0	0	0	0	11	0	0	1	0	0	12	0	0
7TH GRADE FEMALE	0	0	0	0	0	0	0	0	0	6	0	0	3	0	0	9	0	0
7TH GRADE TOTAL	0	0	0	0	0	0	0	0	0	17	0	0	4	0	0	21	0	0
8TH GRADE MALE	0	0	0	0	0	0	0	0	0	10	0	0	1	0	0	11	0	0
8TH GRADE FEMALE	0	0	0	0	0	0	0	0	0	9	0	0	4	0	0	13	0	0
8TH GRADE TOTAL	0	0	0	0	0	0	0	0	0	19	0	0	5	0	0	24	0	0
9TH GRADE MALE	0	0	0	0	0	0	0	0	0	10	1	10	0	0	0	10	1	10
9TH GRADE FEMALE	0	0	0	0	0	0	1	0	0	9	0	0	5	0	0	15	0	0
9TH GRADE TOTAL	0	0	0	0	0	0	1	0	0	19	1	5.3	5	0	0	25	1	4
10TH GRADE MALE	0	0	0	0	0	0	0	0	0	7	0	0	2	0	0	9	0	0
10TH GRADE FEMALE	0	0	0	0	0	0	0	0	0	10	0	0	2	0	0	12	0	0
10TH GRADE TOTAL	0	0	0	0	0	0	0	0	0	17	0	0	4	0	0	21	0	0
11TH GRADE MALE	0	0	0	0	0	0	0	0	0	6	0	0	0	0	0	6	0	0



2/5/2006 COLORADO DEPARTMENT OF EDUCATION PAGE : 1
 2003-2004 STATE DROPOUT COUNTS BY DISTRICT

	AMERICAN INDIAN OR ALASKAN NATIVE	AMERICAN INDIAN OR ALASKAN NATIVE	AMERICAN INDIAN OR ALASKAN NATIVE	ASIAN PACIFIC ISLANDER	ASIAN PACIFIC ISLANDER	ASIAN PACIFIC ISLANDER	BLACK NOT OF HISPANIC ORIGIN	BLACK NOT OF HISPANIC ORIGIN	BLACK NOT OF HISPANIC ORIGIN	WHITE NOT OF HISPANIC ORIGIN	WHITE NOT OF HISPANIC ORIGIN	WHITE NOT OF HISPANIC ORIGIN	HISPANIC PUPIL COUNT	HISPANIC DROPOUTS	HISPANIC DROPOUT RATE	TOTALS PUPIL COUNT	TOTALS DROPOUTS	TOTALS DROPOUT RATE	
11TH GRADE FEMALE	0	0	0	0	0	0	0	0	0	7	0	0	0	0	0	7	0	0	
11TH GRADE TOTAL	0	0	0	0	0	0	0	0	0	13	0	0	0	0	0	13	0	0	
12TH GRADE MALE	0	0	0	0	0	0	0	0	0	9	0	0	1	0	0	10	0	0	
12TH GRADE FEMALE	0	0	0	0	0	0	0	0	0	5	0	0	0	0	0	5	0	0	
12TH GRADE TOTAL	0	0	0	0	0	0	0	0	0	14	0	0	1	0	0	15	0	0	
DISTRICT TOTAL MALE	0	0	0	0	0	0	0	0	0	53	1	1.9	5	0	0	58	1	1.7	
DISTRICT TOTAL FEMALE	0	0	0	0	0	0	1	0	0	46	0	0	14	0	0	61	0	0	
DISTRICT TOTAL	0	0	0	0	0	0	1	0	0	99	1	1	19	0	0	119	1	0.8	
DISTRICT TOTALS (ALTERNATIVE SCHOOLS ONLY)																			
DISTRICT TOTAL MALE	0	0	0	0	0	0	0	0	0	0	0	0	0	0	0	0	0	0	
DISTRICT TOTAL FEMALE	0	0	0	0	0	0	0	0	0	0	0	0	0	0	0	0	0	0	
DISTRICT TOTAL	0	0	0	0	0	0	0	0	0	0	0	0	0	0	0	0	0	0	
COUNTY :	29		JACKSON																
DISTRICT:	1410		NORTH PARK R-1																
DISTRICT TOTALS (INCLUDING ALTERNATIVE SCHOOLS)																			
7TH GRADE MALE	0	0	0	1	0	0	0	0	0	10	0	0	2	0	0	13	0	0	
7TH GRADE FEMALE	0	0	0	0	0	0	0	0	0	8	0	0	0	0	0	8	0	0	
7TH GRADE TOTAL	0	0	0	1	0	0	0	0	0	18	0	0	2	0	0	21	0	0	
8TH GRADE MALE	0	0	0	1	0	0	0	0	0	11	0	0	1	0	0	13	0	0	
8TH GRADE FEMALE	0	0	0	0	0	0	0	0	0	12	0	0	4	0	0	16	0	0	
8TH GRADE TOTAL	0	0	0	1	0	0	0	0	0	23	0	0	5	0	0	29	0	0	
9TH GRADE MALE	0	0	0	0	0	0	0	0	0	16	1	6.3	2	0	0	18	1	5.6	
9TH GRADE FEMALE	0	0	0	0	0	0	0	0	0	10	0	0	2	0	0	12	0	0	
9TH GRADE TOTAL	0	0	0	0	0	0	0	0	0	26	1	3.8	4	0	0	30	1	3.3	
10TH GRADE MALE	0	0	0	0	0	0	0	0	0	10	0	0	3	1	33.3	13	1	7.7	
10TH GRADE FEMALE	0	0	0	0	0	0	0	0	0	11	1	9.1	0	0	0	11	1	9.1	
10TH GRADE TOTAL	0	0	0	0	0	0	0	0	0	21	1	4.8	3	1	33.3	24	2	8.3	
11TH GRADE MALE	0	0	0	0	0	0	0	0	0	14	1	7.1	1	0	0	15	1	6.7	
11TH GRADE FEMALE	1	0	0	0	0	0	0	0	0	13	0	0	3	0	0	17	0	0	
11TH GRADE TOTAL	1	0	0	0	0	0	0	0	0	27	1	3.7	4	0	0	32	1	3.1	
12TH GRADE MALE	0	0	0	0	0	0	0	0	0	11	0	0	4	0	0	15	0	0	
12TH GRADE FEMALE	0	0	0	0	0	0	0	0	0	12	0	0	1	0	0	13	0	0	
12TH GRADE TOTAL	0	0	0	0	0	0	0	0	0	23	0	0	5	0	0	28	0	0	
DISTRICT TOTAL MALE	0	0	0	2	0	0	0	0	0	72	2	2.8	13	1	7.7	87	3	3.4	
DISTRICT TOTAL FEMALE	1	0	0	0	0	0	0	0	0	66	1	1.5	10	0	0	77	1	1.3	
DISTRICT TOTAL	1	0	0	2	0	0	0	0	0	138	3	2.2	23	1	4.3	164	4	2.4	
DISTRICT TOTALS (EXCLUDING ALTERNATIVE SCHOOLS)																			
7TH GRADE MALE	0	0	0	1	0	0	0	0	0	10	0	0	2	0	0	13	0	0	
7TH GRADE FEMALE	0	0	0	0	0	0	0	0	0	8	0	0	0	0	0	8	0	0	
7TH GRADE TOTAL	0	0	0	1	0	0	0	0	0	18	0	0	2	0	0	21	0	0	
8TH GRADE MALE	0	0	0	1	0	0	0	0	0	11	0	0	1	0	0	13	0	0	
8TH GRADE FEMALE	0	0	0	0	0	0	0	0	0	12	0	0	4	0	0	16	0	0	
8TH GRADE TOTAL	0	0	0	1	0	0	0	0	0	23	0	0	5	0	0	29	0	0	
9TH GRADE MALE	0	0	0	0	0	0	0	0	0	16	1	6.3	2	0	0	18	1	5.6	
9TH GRADE FEMALE	0	0	0	0	0	0	0	0	0	10	0	0	2	0	0	12	0	0	
9TH GRADE TOTAL	0	0	0	0	0	0	0	0	0	26	1	3.8	4	0	0	30	1	3.3	
10TH GRADE MALE	0	0	0	0	0	0	0	0	0	10	0	0	3	1	33.3	13	1	7.7	
10TH GRADE FEMALE	0	0	0	0	0	0	0	0	0	11	1	9.1	0	0	0	11	1	9.1	
10TH GRADE TOTAL	0	0	0	0	0	0	0	0	0	21	1	4.8	3	1	33.3	24	2	8.3	



2/5/2006 COLORADO DEPARTMENT OF EDUCATION PAGE : 1
 2003-2004 STATE DROPOUT COUNTS BY DISTRICT

	AMERICAN INDIAN OR ALASKAN NATIVE	AMERICAN INDIAN OR ALASKAN NATIVE	AMERICAN INDIAN OR ALASKAN NATIVE	ASIAN PACIFIC ISLANDER	ASIAN PACIFIC ISLANDER	ASIAN PACIFIC ISLANDER	BLACK NOT OF HISPANIC ORIGIN	BLACK NOT OF HISPANIC ORIGIN	BLACK NOT OF HISPANIC ORIGIN	WHITE NOT OF HISPANIC ORIGIN	WHITE NOT OF HISPANIC ORIGIN	WHITE NOT OF HISPANIC ORIGIN	HISPANIC PUPIL COUNT	HISPANIC DROPOUTS	HISPANIC DROPOUT RATE	TOTALS PUPIL COUNT	TOTALS DROPOUTS	TOTALS DROPOUT RATE	
11TH GRADE MALE	0	0	0	0	0	0	0	0	0	14	1	7.1	1	0	0	15	1	6.7	
11TH GRADE FEMALE	1	0	0	0	0	0	0	0	0	13	0	0	3	0	0	17	0	0	
11TH GRADE TOTAL	1	0	0	0	0	0	0	0	0	27	1	3.7	4	0	0	32	1	3.1	
12TH GRADE MALE	0	0	0	0	0	0	0	0	0	11	0	0	4	0	0	15	0	0	
12TH GRADE FEMALE	0	0	0	0	0	0	0	0	0	12	0	0	1	0	0	13	0	0	
12TH GRADE TOTAL	0	0	0	0	0	0	0	0	0	23	0	0	5	0	0	28	0	0	
DISTRICT TOTAL MALE	0	0	0	2	0	0	0	0	0	72	2	2.8	13	1	7.7	87	3	3.4	
DISTRICT TOTAL FEMALE	1	0	0	0	0	0	0	0	0	66	1	1.5	10	0	0	77	1	1.3	
DISTRICT TOTAL	1	0	0	2	0	0	0	0	0	138	3	2.2	23	1	4.3	164	4	2.4	
DISTRICT TOTALS (ALTERNATIVE SCHOOLS ONLY)																			
DISTRICT TOTAL MALE	0	0	0	0	0	0	0	0	0	0	0	0	0	0	0	0	0	0	
DISTRICT TOTAL FEMALE	0	0	0	0	0	0	0	0	0	0	0	0	0	0	0	0	0	0	
DISTRICT TOTAL	0	0	0	0	0	0	0	0	0	0	0	0	0	0	0	0	0	0	
COUNTY :	30		JEFFERSON																
DISTRICT:	1420		JEFFERSON COUNTY R-1																
DISTRICT TOTALS (INCLUDING ALTERNATIVE SCHOOLS)																			
7TH GRADE MALE	55	1	1.8	138	3	2.2	83	2	2.4	3,058	27	0.9	616	6	1	3,950	39	1	
7TH GRADE FEMALE	47	1	2.1	108	1	0.9	79	1	1.3	2,888	28	1	594	7	1.2	3,716	38	1	
7TH GRADE TOTAL	102	2	2	246	4	1.6	162	3	1.9	5,946	55	0.9	1,210	13	1.1	7,666	77	1	
8TH GRADE MALE	36	2	5.6	129	0	0	86	3	3.5	3,056	42	1.4	630	20	3.2	3,937	67	1.7	
8TH GRADE FEMALE	40	2	5	118	1	0.8	65	2	3.1	2,879	23	0.8	630	12	1.9	3,732	40	1.1	
8TH GRADE TOTAL	76	4	5.3	247	1	0.4	151	5	3.3	5,935	65	1.1	1,260	32	2.5	7,669	107	1.4	
9TH GRADE MALE	48	1	2.1	136	1	0.7	77	3	3.9	3,327	82	2.5	666	28	4.2	4,254	115	2.7	
9TH GRADE FEMALE	45	1	2.2	141	4	2.8	70	1	1.4	3,051	62	2	637	29	4.6	3,944	97	2.5	
9TH GRADE TOTAL	93	2	2.2	277	5	1.8	147	4	2.7	6,378	144	2.3	1,303	57	4.4	8,198	212	2.6	
10TH GRADE MALE	45	5	11.1	160	21	13.1	89	15	16.9	3,189	154	4.8	647	75	11.6	4,130	270	6.5	
10TH GRADE FEMALE	38	2	5.3	132	8	6.1	73	5	6.8	2,931	126	4.3	620	55	8.9	3,794	196	5.2	
10TH GRADE TOTAL	83	7	8.4	292	29	9.9	162	20	12.3	6,120	280	4.6	1,267	130	10.3	7,924	466	5.9	
11TH GRADE MALE	47	4	8.5	158	12	7.6	65	6	9.2	3,232	197	6.1	520	61	11.7	4,022	280	7	
11TH GRADE FEMALE	33	5	15.2	132	4	3	60	5	8.3	2,944	125	4.2	534	49	9.2	3,703	188	5.1	
11TH GRADE TOTAL	80	9	11.3	290	16	5.5	125	11	8.8	6,176	322	5.2	1,054	110	10.4	7,725	468	6.1	
12TH GRADE MALE	39	12	30.8	137	20	14.6	63	14	22.2	3,393	305	9	525	99	18.9	4,157	450	10.8	
12TH GRADE FEMALE	29	8	27.6	146	11	7.5	43	9	20.9	3,097	245	7.9	488	71	14.5	3,803	344	9	
12TH GRADE TOTAL	68	20	29.4	283	31	11	106	23	21.7	6,490	550	8.5	1,013	170	16.8	7,960	794	10	
DISTRICT TOTAL MALE	270	25	9.3	858	57	6.6	463	43	9.3	19,255	807	4.2	3,604	289	8	24,450	1,221	5	
DISTRICT TOTAL FEMALE	232	19	8.2	777	29	3.7	390	23	5.9	17,790	609	3.4	3,503	223	6.4	22,692	903	4	
DISTRICT TOTAL	502	44	8.8	1,635	86	5.3	853	66	7.7	37,045	1,416	3.8	7,107	512	7.2	47,142	2,124	4.5	
DISTRICT TOTALS (EXCLUDING ALTERNATIVE SCHOOLS)																			
7TH GRADE MALE	55	1	1.8	138	3	2.2	83	2	2.4	3,051	27	0.9	616	6	1	3,943	39	1	
7TH GRADE FEMALE	47	1	2.1	108	1	0.9	79	1	1.3	2,876	28	1	591	7	1.2	3,701	38	1	
7TH GRADE TOTAL	102	2	2	246	4	1.6	162	3	1.9	5,927	55	0.9	1,207	13	1.1	7,644	77	1	
8TH GRADE MALE	36	2	5.6	129	0	0	85	3	3.5	3,046	38	1.2	628	19	3	3,924	62	1.6	
8TH GRADE FEMALE	40	2	5	118	1	0.8	63	2	3.2	2,873	23	0.8	626	11	1.8	3,720	39	1	
8TH GRADE TOTAL	76	4	5.3	247	1	0.4	148	5	3.4	5,919	61	1	1,254	30	2.4	7,644	101	1.3	
9TH GRADE MALE	47	0	0	136	1	0.7	76	3	3.9	3,297	63	1.9	660	23	3.5	4,216	90	2.1	
9TH GRADE FEMALE	43	0	0	140	3	2.1	68	1	1.5	3,021	46	1.5	624	24	3.8	3,896	74	1.9	
9TH GRADE TOTAL	90	0	0	276	4	1.4	144	4	2.8	6,318	109	1.7	1,284	47	3.7	8,112	164	2	
10TH GRADE MALE	44	5	11.4	160	21	13.1	83	9	10.8	3,149	143	4.5	628	61	9.7	4,064	239	5.9	
10TH GRADE FEMALE	38	2	5.3	131	7	5.3	71	4	5.6	2,848	79	2.8	599	50	8.3	3,687	142	3.9	

2/5/2006 COLORADO DEPARTMENT OF EDUCATION PAGE : 1
 2003-2004 STATE DROPOUT COUNTS BY DISTRICT

	AMERICAN INDIAN OR ALASKAN NATIVE	AMERICAN INDIAN OR ALASKAN NATIVE	AMERICAN INDIAN OR ALASKAN NATIVE	ASIAN PACIFIC ISLANDER	ASIAN PACIFIC ISLANDER	ASIAN PACIFIC ISLANDER	BLACK NOT OF HISPANIC ORIGIN	BLACK NOT OF HISPANIC ORIGIN	BLACK NOT OF HISPANIC ORIGIN	WHITE NOT OF HISPANIC ORIGIN	WHITE NOT OF HISPANIC ORIGIN	WHITE NOT OF HISPANIC ORIGIN	HISPANIC PUPIL COUNT	HISPANIC DROPOUTS	HISPANIC DROPOUT RATE	TOTALS PUPIL COUNT	TOTALS DROPOUTS	TOTALS DROPOUT RATE	
10TH GRADE TOTAL	82	7	8.5	291	28	9.6	154	13	8.4	5,997	222	3.7	1,227	111	9	7,751	381	4.9	
11TH GRADE MALE	38	2	5.3	134	6	4.5	56	4	7.1	3,034	179	5.9	465	55	11.8	3,727	246	6.6	
11TH GRADE FEMALE	28	4	14.3	125	3	2.4	50	1	2	2,802	109	3.9	468	38	8.1	3,473	155	4.5	
11TH GRADE TOTAL	66	6	9.1	259	9	3.5	106	5	4.7	5,836	288	4.9	933	93	10	7,200	401	5.6	
12TH GRADE MALE	29	4	13.8	121	8	6.6	54	11	20.4	3,139	226	7.2	435	64	14.7	3,778	313	8.3	
12TH GRADE FEMALE	23	4	17.4	141	8	5.7	41	7	17.1	2,877	161	5.6	400	41	10.3	3,482	221	6.3	
12TH GRADE TOTAL	52	8	15.4	262	16	6.1	95	18	18.9	6,016	387	6.4	835	105	12.6	7,260	534	7.4	
DISTRICT TOTAL MALE	249	14	5.6	818	39	4.8	437	32	7.3	18,716	676	3.6	3,432	228	6.6	23,652	989	4.2	
DISTRICT TOTAL FEMALE	219	13	5.9	763	23	3	372	16	4.3	17,297	446	2.6	3,308	171	5.2	21,959	669	3	
DISTRICT TOTAL	468	27	5.8	1,581	62	3.9	809	48	5.9	36,013	1,122	3.1	6,740	399	5.9	45,611	1,658	3.6	
DISTRICT TOTALS (ALTERNATIVE SCHOOLS ONLY)																			
7TH GRADE MALE	0	0	0	0	0	0	0	0	0	7	0	0	0	0	0	7	0	0	
7TH GRADE FEMALE	0	0	0	0	0	0	0	0	0	12	0	0	3	0	0	15	0	0	
7TH GRADE TOTAL	0	0	0	0	0	0	0	0	0	19	0	0	3	0	0	22	0	0	
8TH GRADE MALE	0	0	0	0	0	0	1	0	0	10	4	40	2	1	50	13	5	38.5	
8TH GRADE FEMALE	0	0	0	0	0	0	2	0	0	6	0	0	4	1	25	12	1	8.3	
8TH GRADE TOTAL	0	0	0	0	0	0	3	0	0	16	4	25	6	2	33.3	25	6	24	
9TH GRADE MALE	1	1	100	0	0	0	1	0	0	30	19	63.3	6	5	83.3	38	25	65.8	
9TH GRADE FEMALE	2	1	50	1	1	100	2	0	0	30	16	53.3	13	5	38.5	48	23	47.9	
9TH GRADE TOTAL	3	2	66.7	1	1	100	3	0	0	60	35	58.3	19	10	52.6	86	48	55.8	
10TH GRADE MALE	1	0	0	0	0	0	6	6	100	40	11	27.5	19	14	73.7	66	31	47	
10TH GRADE FEMALE	0	0	0	1	1	100	2	1	50	83	47	56.6	21	5	23.8	107	54	50.5	
10TH GRADE TOTAL	1	0	0	1	1	100	8	7	87.5	123	58	47.2	40	19	47.5	173	85	49.1	
11TH GRADE MALE	9	2	22.2	24	6	25	9	2	22.2	198	18	9.1	55	6	10.9	295	34	11.5	
11TH GRADE FEMALE	5	1	20	7	1	14.3	10	4	40	142	16	11.3	66	11	16.7	230	33	14.3	
11TH GRADE TOTAL	14	3	21.4	31	7	22.6	19	6	31.6	340	34	10	121	17	14	525	67	12.8	
12TH GRADE MALE	10	8	80	16	12	75	9	3	33.3	254	79	31.1	90	35	38.9	379	137	36.1	
12TH GRADE FEMALE	6	4	66.7	5	3	60	2	2	100	220	84	38.2	88	30	34.1	321	123	38.3	
12TH GRADE TOTAL	16	12	75	21	15	71.4	11	5	45.5	474	163	34.4	178	65	36.5	700	260	37.1	
DISTRICT TOTAL MALE	21	11	52.4	40	18	45	26	11	42.3	539	131	24.3	172	61	35.5	798	232	29.1	
DISTRICT TOTAL FEMALE	13	6	46.2	14	6	42.9	18	7	38.9	493	163	33.1	195	52	26.7	733	234	31.9	
DISTRICT TOTAL	34	17	50	54	24	44.4	44	18	40.9	1,032	294	28.5	367	113	30.8	1,531	466	30.4	


COUNTY : 31 KIOWA
 DISTRICT: 1430 EADS RE-1

DISTRICT TOTALS (INCLUDING ALTERNATIVE SCHOOLS)

7TH GRADE MALE	0	0	0	0	0	0	0	0	0	9	0	0	1	0	0	10	0	0
7TH GRADE FEMALE	0	0	0	1	0	0	0	0	0	9	0	0	0	0	0	10	0	0
7TH GRADE TOTAL	0	0	0	1	0	0	0	0	0	18	0	0	1	0	0	20	0	0
8TH GRADE MALE	0	0	0	0	0	0	1	0	0	8	0	0	0	0	0	9	0	0
8TH GRADE FEMALE	1	0	0	0	0	0	0	0	0	7	0	0	1	0	0	9	0	0
8TH GRADE TOTAL	1	0	0	0	0	0	1	0	0	15	0	0	1	0	0	18	0	0
9TH GRADE MALE	0	0	0	1	0	0	0	0	0	13	0	0	1	0	0	15	0	0
9TH GRADE FEMALE	0	0	0	0	0	0	0	0	0	5	0	0	2	0	0	7	0	0
9TH GRADE TOTAL	0	0	0	1	0	0	0	0	0	18	0	0	3	0	0	22	0	0
10TH GRADE MALE	0	0	0	0	0	0	0	0	0	4	0	0	1	0	0	5	0	0
10TH GRADE FEMALE	0	0	0	0	0	0	0	0	0	8	0	0	0	0	0	8	0	0
10TH GRADE TOTAL	0	0	0	0	0	0	0	0	0	12	0	0	1	0	0	13	0	0
11TH GRADE MALE	0	0	0	0	0	0	1	0	0	7	0	0	0	0	0	8	0	0
11TH GRADE FEMALE	0	0	0	0	0	0	0	0	0	9	0	0	1	0	0	10	0	0


2/5/2006 COLORADO DEPARTMENT OF EDUCATION PAGE : 1
 2003-2004 STATE DROPOUT COUNTS BY DISTRICT

	AMERICAN INDIAN OR ALASKAN NATIVE	AMERICAN INDIAN OR ALASKAN NATIVE	AMERICAN INDIAN OR ALASKAN NATIVE	ASIAN PACIFIC ISLANDER	ASIAN PACIFIC ISLANDER	ASIAN PACIFIC ISLANDER	BLACK NOT OF HISPANIC ORIGIN	BLACK NOT OF HISPANIC ORIGIN	BLACK NOT OF HISPANIC ORIGIN	WHITE NOT OF HISPANIC ORIGIN	WHITE NOT OF HISPANIC ORIGIN	WHITE NOT OF HISPANIC ORIGIN	HISPANIC PUPIL COUNT	HISPANIC DROPOUTS	HISPANIC DROPOUT RATE	TOTALS PUPIL COUNT	TOTALS DROPOUTS	TOTALS DROPOUT RATE
11TH GRADE TOTAL	0	0	0	0	0	0	1	0	0	16	0	0	1	0	0	18	0	0
12TH GRADE MALE	0	0	0	0	0	0	1	0	0	9	0	0	1	0	0	11	0	0
12TH GRADE FEMALE	0	0	0	0	0	0	0	0	0	12	0	0	1	0	0	13	0	0
12TH GRADE TOTAL	0	0	0	0	0	0	1	0	0	21	0	0	2	0	0	24	0	0
DISTRICT TOTAL MALE	0	0	0	1	0	0	3	0	0	50	0	0	4	0	0	58	0	0
DISTRICT TOTAL FEMALE	1	0	0	1	0	0	0	0	0	50	0	0	5	0	0	57	0	0
DISTRICT TOTAL	1	0	0	2	0	0	3	0	0	100	0	0	9	0	0	115	0	0
DISTRICT TOTALS (EXCLUDING ALTERNATIVE SCHOOLS)																		
7TH GRADE MALE	0	0	0	0	0	0	0	0	0	9	0	0	1	0	0	10	0	0
7TH GRADE FEMALE	0	0	0	1	0	0	0	0	0	9	0	0	0	0	0	10	0	0
7TH GRADE TOTAL	0	0	0	1	0	0	0	0	0	18	0	0	1	0	0	20	0	0
8TH GRADE MALE	0	0	0	0	0	0	1	0	0	8	0	0	0	0	0	9	0	0
8TH GRADE FEMALE	1	0	0	0	0	0	0	0	0	7	0	0	1	0	0	9	0	0
8TH GRADE TOTAL	1	0	0	0	0	0	1	0	0	15	0	0	1	0	0	18	0	0
9TH GRADE MALE	0	0	0	1	0	0	0	0	0	13	0	0	1	0	0	15	0	0
9TH GRADE FEMALE	0	0	0	0	0	0	0	0	0	5	0	0	2	0	0	7	0	0
9TH GRADE TOTAL	0	0	0	1	0	0	0	0	0	18	0	0	3	0	0	22	0	0
10TH GRADE MALE	0	0	0	0	0	0	0	0	0	4	0	0	1	0	0	5	0	0
10TH GRADE FEMALE	0	0	0	0	0	0	0	0	0	8	0	0	0	0	0	8	0	0
10TH GRADE TOTAL	0	0	0	0	0	0	0	0	0	12	0	0	1	0	0	13	0	0
11TH GRADE MALE	0	0	0	0	0	0	1	0	0	7	0	0	0	0	0	8	0	0
11TH GRADE FEMALE	0	0	0	0	0	0	0	0	0	9	0	0	1	0	0	10	0	0
11TH GRADE TOTAL	0	0	0	0	0	0	1	0	0	16	0	0	1	0	0	18	0	0
12TH GRADE MALE	0	0	0	0	0	0	1	0	0	9	0	0	1	0	0	11	0	0
12TH GRADE FEMALE	0	0	0	0	0	0	0	0	0	12	0	0	1	0	0	13	0	0
12TH GRADE TOTAL	0	0	0	0	0	0	1	0	0	21	0	0	2	0	0	24	0	0
DISTRICT TOTAL MALE	0	0	0	1	0	0	3	0	0	50	0	0	4	0	0	58	0	0
DISTRICT TOTAL FEMALE	1	0	0	1	0	0	0	0	0	50	0	0	5	0	0	57	0	0
DISTRICT TOTAL	1	0	0	2	0	0	3	0	0	100	0	0	9	0	0	115	0	0
DISTRICT TOTALS (ALTERNATIVE SCHOOLS ONLY)																		
DISTRICT TOTAL MALE	0	0	0	0	0	0	0	0	0	0	0	0	0	0	0	0	0	0
DISTRICT TOTAL FEMALE	0	0	0	0	0	0	0	0	0	0	0	0	0	0	0	0	0	0
DISTRICT TOTAL	0	0	0	0	0	0	0	0	0	0	0	0	0	0	0	0	0	0
DISTRICT: 1440 PLAINVIEW RE-2																		
DISTRICT TOTALS (INCLUDING ALTERNATIVE SCHOOLS)																		
7TH GRADE MALE	0	0	0	0	0	0	0	0	0	2	0	0	0	0	0	2	0	0
7TH GRADE FEMALE	0	0	0	0	0	0	0	0	0	2	0	0	0	0	0	2	0	0
7TH GRADE TOTAL	0	0	0	0	0	0	0	0	0	4	0	0	0	0	0	4	0	0
8TH GRADE MALE	0	0	0	0	0	0	0	0	0	1	0	0	0	0	0	1	0	0
8TH GRADE FEMALE	0	0	0	0	0	0	0	0	0	1	0	0	0	0	0	1	0	0
8TH GRADE TOTAL	0	0	0	0	0	0	0	0	0	2	0	0	0	0	0	2	0	0
9TH GRADE MALE	0	0	0	0	0	0	0	0	0	0	0	0	0	0	0	0	0	0
9TH GRADE FEMALE	0	0	0	0	0	0	0	0	0	3	0	0	0	0	0	3	0	0
9TH GRADE TOTAL	0	0	0	0	0	0	0	0	0	3	0	0	0	0	0	3	0	0
10TH GRADE MALE	0	0	0	0	0	0	0	0	0	2	0	0	0	0	0	2	0	0
10TH GRADE FEMALE	0	0	0	0	0	0	0	0	0	3	0	0	0	0	0	3	0	0
10TH GRADE TOTAL	0	0	0	0	0	0	0	0	0	5	0	0	0	0	0	5	0	0
11TH GRADE MALE	0	0	0	0	0	0	0	0	0	1	0	0	0	0	0	1	0	0
11TH GRADE FEMALE	0	0	0	0	0	0	0	0	0	2	0	0	0	0	0	2	0	0



2/5/2006 COLORADO DEPARTMENT OF EDUCATION PAGE : 1
 2003-2004 STATE DROPOUT COUNTS BY DISTRICT

	AMERICAN INDIAN OR ALASKAN NATIVE	AMERICAN INDIAN OR ALASKAN NATIVE	AMERICAN INDIAN OR ALASKAN NATIVE	ASIAN PACIFIC ISLANDER	ASIAN PACIFIC ISLANDER	ASIAN PACIFIC ISLANDER	BLACK NOT OF HISPANIC ORIGIN	BLACK NOT OF HISPANIC ORIGIN	BLACK NOT OF HISPANIC ORIGIN	WHITE NOT OF HISPANIC ORIGIN	WHITE NOT OF HISPANIC ORIGIN	WHITE NOT OF HISPANIC ORIGIN	HISPANIC PUPIL COUNT	HISPANIC DROPOUTS	HISPANIC DROPOUT RATE	TOTALS PUPIL COUNT	TOTALS DROPOUTS	TOTALS DROPOUT RATE
11TH GRADE TOTAL	0	0	0	0	0	0	0	0	0	3	0	0	0	0	0	3	0	0
12TH GRADE MALE	0	0	0	0	0	0	0	0	0	2	0	0	0	0	0	2	0	0
12TH GRADE FEMALE	0	0	0	0	0	0	0	0	0	3	0	0	0	0	0	3	0	0
12TH GRADE TOTAL	0	0	0	0	0	0	0	0	0	5	0	0	0	0	0	5	0	0
DISTRICT TOTAL MALE	0	0	0	0	0	0	0	0	0	8	0	0	0	0	0	8	0	0
DISTRICT TOTAL FEMALE	0	0	0	0	0	0	0	0	0	14	0	0	0	0	0	14	0	0
DISTRICT TOTAL	0	0	0	0	0	0	0	0	0	22	0	0	0	0	0	22	0	0
DISTRICT TOTALS (EXCLUDING ALTERNATIVE SCHOOLS)																		
7TH GRADE MALE	0	0	0	0	0	0	0	0	0	2	0	0	0	0	0	2	0	0
7TH GRADE FEMALE	0	0	0	0	0	0	0	0	0	2	0	0	0	0	0	2	0	0
7TH GRADE TOTAL	0	0	0	0	0	0	0	0	0	4	0	0	0	0	0	4	0	0
8TH GRADE MALE	0	0	0	0	0	0	0	0	0	1	0	0	0	0	0	1	0	0
8TH GRADE FEMALE	0	0	0	0	0	0	0	0	0	1	0	0	0	0	0	1	0	0
8TH GRADE TOTAL	0	0	0	0	0	0	0	0	0	2	0	0	0	0	0	2	0	0
9TH GRADE MALE	0	0	0	0	0	0	0	0	0	0	0	0	0	0	0	0	0	0
9TH GRADE FEMALE	0	0	0	0	0	0	0	0	0	3	0	0	0	0	0	3	0	0
9TH GRADE TOTAL	0	0	0	0	0	0	0	0	0	3	0	0	0	0	0	3	0	0
10TH GRADE MALE	0	0	0	0	0	0	0	0	0	2	0	0	0	0	0	2	0	0
10TH GRADE FEMALE	0	0	0	0	0	0	0	0	0	3	0	0	0	0	0	3	0	0
10TH GRADE TOTAL	0	0	0	0	0	0	0	0	0	5	0	0	0	0	0	5	0	0
11TH GRADE MALE	0	0	0	0	0	0	0	0	0	1	0	0	0	0	0	1	0	0
11TH GRADE FEMALE	0	0	0	0	0	0	0	0	0	2	0	0	0	0	0	2	0	0
11TH GRADE TOTAL	0	0	0	0	0	0	0	0	0	3	0	0	0	0	0	3	0	0
12TH GRADE MALE	0	0	0	0	0	0	0	0	0	2	0	0	0	0	0	2	0	0
12TH GRADE FEMALE	0	0	0	0	0	0	0	0	0	3	0	0	0	0	0	3	0	0
12TH GRADE TOTAL	0	0	0	0	0	0	0	0	0	5	0	0	0	0	0	5	0	0
DISTRICT TOTAL MALE	0	0	0	0	0	0	0	0	0	8	0	0	0	0	0	8	0	0
DISTRICT TOTAL FEMALE	0	0	0	0	0	0	0	0	0	14	0	0	0	0	0	14	0	0
DISTRICT TOTAL	0	0	0	0	0	0	0	0	0	22	0	0	0	0	0	22	0	0
DISTRICT TOTALS (ALTERNATIVE SCHOOLS ONLY)																		
DISTRICT TOTAL MALE	0	0	0	0	0	0	0	0	0	0	0	0	0	0	0	0	0	0
DISTRICT TOTAL FEMALE	0	0	0	0	0	0	0	0	0	0	0	0	0	0	0	0	0	0
DISTRICT TOTAL	0	0	0	0	0	0	0	0	0	0	0	0	0	0	0	0	0	0
COUNTY :	32	KIT	CARSON															
DISTRICT:	1450	ARRIBA-FLAGLER C-20																
DISTRICT TOTALS (INCLUDING ALTERNATIVE SCHOOLS)																		
7TH GRADE MALE	0	0	0	0	0	0	0	0	0	11	0	0	0	0	0	11	0	0
7TH GRADE FEMALE	1	0	0	0	0	0	0	0	0	11	0	0	0	0	0	12	0	0
7TH GRADE TOTAL	1	0	0	0	0	0	0	0	0	22	0	0	0	0	0	23	0	0
8TH GRADE MALE	0	0	0	0	0	0	0	0	0	14	0	0	1	0	0	15	0	0
8TH GRADE FEMALE	0	0	0	0	0	0	0	0	0	6	0	0	0	0	0	6	0	0
8TH GRADE TOTAL	0	0	0	0	0	0	0	0	0	20	0	0	1	0	0	21	0	0
9TH GRADE MALE	0	0	0	0	0	0	0	0	0	7	0	0	0	0	0	7	0	0
9TH GRADE FEMALE	0	0	0	0	0	0	0	0	0	14	1	7.1	0	0	0	14	1	7.1
9TH GRADE TOTAL	0	0	0	0	0	0	0	0	0	21	1	4.8	0	0	0	21	1	4.8
10TH GRADE MALE	2	1	50	1	0	0	0	0	0	10	0	0	1	0	0	14	1	7.1
10TH GRADE FEMALE	0	0	0	0	0	0	0	0	0	10	0	0	1	0	0	11	0	0
10TH GRADE TOTAL	2	1	50	1	0	0	0	0	0	20	0	0	2	0	0	25	1	4
11TH GRADE MALE	1	0	0	0	0	0	0	0	0	11	0	0	0	0	0	12	0	0




2/5/2006 COLORADO DEPARTMENT OF EDUCATION PAGE : 1
 2003-2004 STATE DROPOUT COUNTS BY DISTRICT

	AMERICAN INDIAN OR ALASKAN NATIVE	AMERICAN INDIAN OR ALASKAN NATIVE	AMERICAN INDIAN OR ALASKAN NATIVE	ASIAN PACIFIC ISLANDER	ASIAN PACIFIC ISLANDER	ASIAN PACIFIC ISLANDER	BLACK NOT OF HISPANIC ORIGIN	BLACK NOT OF HISPANIC ORIGIN	BLACK NOT OF HISPANIC ORIGIN	WHITE NOT OF HISPANIC ORIGIN	WHITE NOT OF HISPANIC ORIGIN	WHITE NOT OF HISPANIC ORIGIN	HISPANIC PUPIL COUNT	HISPANIC DROPOUTS	HISPANIC DROPOUT RATE	TOTALS PUPIL COUNT	TOTALS DROPOUTS	TOTALS DROPOUT RATE	
11TH GRADE FEMALE	0	0	0	0	0	0	0	0	0	10	0	0	0	0	0	10	0	0	
11TH GRADE TOTAL	1	0	0	0	0	0	0	0	0	21	0	0	0	0	0	22	0	0	
12TH GRADE MALE	0	0	0	0	0	0	0	0	0	6	0	0	0	0	0	6	0	0	
12TH GRADE FEMALE	0	0	0	2	0	0	0	0	0	8	0	0	1	0	0	11	0	0	
12TH GRADE TOTAL	0	0	0	2	0	0	0	0	0	14	0	0	1	0	0	17	0	0	
DISTRICT TOTAL MALE	3	1	33.3	1	0	0	0	0	0	59	0	0	2	0	0	65	1	1.5	
DISTRICT TOTAL FEMALE	1	0	0	2	0	0	0	0	0	59	1	1.7	2	0	0	64	1	1.6	
DISTRICT TOTAL	4	1	25	3	0	0	0	0	0	118	1	0.8	4	0	0	129	2	1.6	
DISTRICT TOTALS (EXCLUDING ALTERNATIVE SCHOOLS)																			
7TH GRADE MALE	0	0	0	0	0	0	0	0	0	11	0	0	0	0	0	11	0	0	
7TH GRADE FEMALE	1	0	0	0	0	0	0	0	0	11	0	0	0	0	0	12	0	0	
7TH GRADE TOTAL	1	0	0	0	0	0	0	0	0	22	0	0	0	0	0	23	0	0	
8TH GRADE MALE	0	0	0	0	0	0	0	0	0	14	0	0	1	0	0	15	0	0	
8TH GRADE FEMALE	0	0	0	0	0	0	0	0	0	6	0	0	0	0	0	6	0	0	
8TH GRADE TOTAL	0	0	0	0	0	0	0	0	0	20	0	0	1	0	0	21	0	0	
9TH GRADE MALE	0	0	0	0	0	0	0	0	0	7	0	0	0	0	0	7	0	0	
9TH GRADE FEMALE	0	0	0	0	0	0	0	0	0	14	1	7.1	0	0	0	14	1	7.1	
9TH GRADE TOTAL	0	0	0	0	0	0	0	0	0	21	1	4.8	0	0	0	21	1	4.8	
10TH GRADE MALE	2	1	50	1	0	0	0	0	0	10	0	0	1	0	0	14	1	7.1	
10TH GRADE FEMALE	0	0	0	0	0	0	0	0	0	10	0	0	1	0	0	11	0	0	
10TH GRADE TOTAL	2	1	50	1	0	0	0	0	0	20	0	0	2	0	0	25	1	4	
11TH GRADE MALE	1	0	0	0	0	0	0	0	0	11	0	0	0	0	0	12	0	0	
11TH GRADE FEMALE	0	0	0	0	0	0	0	0	0	10	0	0	0	0	0	10	0	0	
11TH GRADE TOTAL	1	0	0	0	0	0	0	0	0	21	0	0	0	0	0	22	0	0	
12TH GRADE MALE	0	0	0	0	0	0	0	0	0	6	0	0	0	0	0	6	0	0	
12TH GRADE FEMALE	0	0	0	2	0	0	0	0	0	8	0	0	1	0	0	11	0	0	
12TH GRADE TOTAL	0	0	0	2	0	0	0	0	0	14	0	0	1	0	0	17	0	0	
DISTRICT TOTAL MALE	3	1	33.3	1	0	0	0	0	0	59	0	0	2	0	0	65	1	1.5	
DISTRICT TOTAL FEMALE	1	0	0	2	0	0	0	0	0	59	1	1.7	2	0	0	64	1	1.6	
DISTRICT TOTAL	4	1	25	3	0	0	0	0	0	118	1	0.8	4	0	0	129	2	1.6	
DISTRICT TOTALS (ALTERNATIVE SCHOOLS ONLY)																			
DISTRICT TOTAL MALE	0	0	0	0	0	0	0	0	0	0	0	0	0	0	0	0	0	0	
DISTRICT TOTAL FEMALE	0	0	0	0	0	0	0	0	0	0	0	0	0	0	0	0	0	0	
DISTRICT TOTAL	0	0	0	0	0	0	0	0	0	0	0	0	0	0	0	0	0	0	
DISTRICT: 1460 HI-PLAINS R-23																			
DISTRICT TOTALS (INCLUDING ALTERNATIVE SCHOOLS)																			
7TH GRADE MALE	0	0	0	0	0	0	0	0	0	13	0	0	0	0	0	13	0	0	
7TH GRADE FEMALE	0	0	0	0	0	0	0	0	0	4	0	0	0	0	0	4	0	0	
7TH GRADE TOTAL	0	0	0	0	0	0	0	0	0	17	0	0	0	0	0	17	0	0	
8TH GRADE MALE	0	0	0	0	0	0	0	0	0	5	0	0	0	0	0	5	0	0	
8TH GRADE FEMALE	0	0	0	0	0	0	0	0	0	2	0	0	0	0	0	2	0	0	
8TH GRADE TOTAL	0	0	0	0	0	0	0	0	0	7	0	0	0	0	0	7	0	0	
9TH GRADE MALE	0	0	0	0	0	0	0	0	0	3	0	0	0	0	0	3	0	0	
9TH GRADE FEMALE	0	0	0	0	0	0	0	0	0	4	0	0	0	0	0	4	0	0	
9TH GRADE TOTAL	0	0	0	0	0	0	0	0	0	7	0	0	0	0	0	7	0	0	
10TH GRADE MALE	0	0	0	0	0	0	0	0	0	9	0	0	0	0	0	9	0	0	
10TH GRADE FEMALE	0	0	0	0	0	0	0	0	0	1	0	0	0	0	0	1	0	0	
10TH GRADE TOTAL	0	0	0	0	0	0	0	0	0	10	0	0	0	0	0	10	0	0	
11TH GRADE MALE	0	0	0	0	0	0	0	0	0	5	0	0	0	0	0	5	0	0	


2/5/2006 COLORADO DEPARTMENT OF EDUCATION PAGE : 1
 2003-2004 STATE DROPOUT COUNTS BY DISTRICT

	AMERICAN INDIAN OR ALASKAN NATIVE	AMERICAN INDIAN OR ALASKAN NATIVE	AMERICAN INDIAN OR ALASKAN NATIVE	ASIAN PACIFIC ISLANDER	ASIAN PACIFIC ISLANDER	ASIAN PACIFIC ISLANDER	BLACK NOT OF HISPANIC ORIGIN	BLACK NOT OF HISPANIC ORIGIN	BLACK NOT OF HISPANIC ORIGIN	WHITE NOT OF HISPANIC ORIGIN	WHITE NOT OF HISPANIC ORIGIN	WHITE NOT OF HISPANIC ORIGIN	HISPANIC PUPIL COUNT	HISPANIC DROPOUTS	HISPANIC DROPOUT RATE	TOTALS PUPIL COUNT	TOTALS DROPOUTS	TOTALS DROPOUT RATE
11TH GRADE FEMALE	0	0	0	0	0	0	0	0	0	3	0	0	0	0	0	3	0	0
11TH GRADE TOTAL	0	0	0	0	0	0	0	0	0	8	0	0	0	0	0	8	0	0
12TH GRADE MALE	0	0	0	0	0	0	0	0	0	5	0	0	0	0	0	5	0	0
12TH GRADE FEMALE	0	0	0	0	0	0	0	0	0	8	0	0	0	0	0	8	0	0
12TH GRADE TOTAL	0	0	0	0	0	0	0	0	0	13	0	0	0	0	0	13	0	0
DISTRICT TOTAL MALE	0	0	0	0	0	0	0	0	0	40	0	0	0	0	0	40	0	0
DISTRICT TOTAL FEMALE	0	0	0	0	0	0	0	0	0	22	0	0	0	0	0	22	0	0
DISTRICT TOTAL	0	0	0	0	0	0	0	0	0	62	0	0	0	0	0	62	0	0
DISTRICT TOTALS (EXCLUDING ALTERNATIVE SCHOOLS)																		
7TH GRADE MALE	0	0	0	0	0	0	0	0	0	13	0	0	0	0	0	13	0	0
7TH GRADE FEMALE	0	0	0	0	0	0	0	0	0	4	0	0	0	0	0	4	0	0
7TH GRADE TOTAL	0	0	0	0	0	0	0	0	0	17	0	0	0	0	0	17	0	0
8TH GRADE MALE	0	0	0	0	0	0	0	0	0	5	0	0	0	0	0	5	0	0
8TH GRADE FEMALE	0	0	0	0	0	0	0	0	0	2	0	0	0	0	0	2	0	0
8TH GRADE TOTAL	0	0	0	0	0	0	0	0	0	7	0	0	0	0	0	7	0	0
9TH GRADE MALE	0	0	0	0	0	0	0	0	0	3	0	0	0	0	0	3	0	0
9TH GRADE FEMALE	0	0	0	0	0	0	0	0	0	4	0	0	0	0	0	4	0	0
9TH GRADE TOTAL	0	0	0	0	0	0	0	0	0	7	0	0	0	0	0	7	0	0
10TH GRADE MALE	0	0	0	0	0	0	0	0	0	9	0	0	0	0	0	9	0	0
10TH GRADE FEMALE	0	0	0	0	0	0	0	0	0	1	0	0	0	0	0	1	0	0
10TH GRADE TOTAL	0	0	0	0	0	0	0	0	0	10	0	0	0	0	0	10	0	0
11TH GRADE MALE	0	0	0	0	0	0	0	0	0	5	0	0	0	0	0	5	0	0
11TH GRADE FEMALE	0	0	0	0	0	0	0	0	0	3	0	0	0	0	0	3	0	0
11TH GRADE TOTAL	0	0	0	0	0	0	0	0	0	8	0	0	0	0	0	8	0	0
12TH GRADE MALE	0	0	0	0	0	0	0	0	0	5	0	0	0	0	0	5	0	0
12TH GRADE FEMALE	0	0	0	0	0	0	0	0	0	8	0	0	0	0	0	8	0	0
12TH GRADE TOTAL	0	0	0	0	0	0	0	0	0	13	0	0	0	0	0	13	0	0
DISTRICT TOTAL MALE	0	0	0	0	0	0	0	0	0	40	0	0	0	0	0	40	0	0
DISTRICT TOTAL FEMALE	0	0	0	0	0	0	0	0	0	22	0	0	0	0	0	22	0	0
DISTRICT TOTAL	0	0	0	0	0	0	0	0	0	62	0	0	0	0	0	62	0	0
DISTRICT TOTALS (ALTERNATIVE SCHOOLS ONLY)																		
DISTRICT TOTAL MALE	0	0	0	0	0	0	0	0	0	0	0	0	0	0	0	0	0	0
DISTRICT TOTAL FEMALE	0	0	0	0	0	0	0	0	0	0	0	0	0	0	0	0	0	0
DISTRICT TOTAL	0	0	0	0	0	0	0	0	0	0	0	0	0	0	0	0	0	0
DISTRICT: 1480 STRATTON R-4																		
DISTRICT TOTALS (INCLUDING ALTERNATIVE SCHOOLS)																		
7TH GRADE MALE	0	0	0	1	0	0	0	0	0	13	0	0	0	0	0	14	0	0
7TH GRADE FEMALE	0	0	0	0	0	0	0	0	0	6	0	0	0	0	0	6	0	0
7TH GRADE TOTAL	0	0	0	1	0	0	0	0	0	19	0	0	0	0	0	20	0	0
8TH GRADE MALE	0	0	0	0	0	0	0	0	0	15	0	0	2	1	50	17	1	5.9
8TH GRADE FEMALE	0	0	0	0	0	0	0	0	0	12	0	0	0	0	0	12	0	0
8TH GRADE TOTAL	0	0	0	0	0	0	0	0	0	27	0	0	2	1	50	29	1	3.4
9TH GRADE MALE	0	0	0	0	0	0	0	0	0	9	0	0	0	0	0	9	0	0
9TH GRADE FEMALE	0	0	0	0	0	0	0	0	0	14	0	0	0	0	0	14	0	0
9TH GRADE TOTAL	0	0	0	0	0	0	0	0	0	23	0	0	0	0	0	23	0	0
10TH GRADE MALE	0	0	0	0	0	0	0	0	0	11	0	0	0	0	0	11	0	0
10TH GRADE FEMALE	0	0	0	1	0	0	0	0	0	10	0	0	1	0	0	12	0	0
10TH GRADE TOTAL	0	0	0	1	0	0	0	0	0	21	0	0	1	0	0	23	0	0
11TH GRADE MALE	0	0	0	0	0	0	0	0	0	17	0	0	2	0	0	19	0	0




2/5/2006 COLORADO DEPARTMENT OF EDUCATION PAGE : 1
 2003-2004 STATE DROPOUT COUNTS BY DISTRICT

	AMERICAN INDIAN OR ALASKAN NATIVE	AMERICAN INDIAN OR ALASKAN NATIVE	AMERICAN INDIAN OR ALASKAN NATIVE	ASIAN PACIFIC ISLANDER	ASIAN PACIFIC ISLANDER	ASIAN PACIFIC ISLANDER	BLACK NOT OF HISPANIC ORIGIN	BLACK NOT OF HISPANIC ORIGIN	BLACK NOT OF HISPANIC ORIGIN	WHITE NOT OF HISPANIC ORIGIN	WHITE NOT OF HISPANIC ORIGIN	WHITE NOT OF HISPANIC ORIGIN	HISPANIC PUPIL COUNT	HISPANIC DROPOUTS	HISPANIC DROPOUT RATE	TOTALS PUPIL COUNT	TOTALS DROPOUTS	TOTALS DROPOUT RATE	
11TH GRADE FEMALE	0	0	0	0	0	0	0	0	0	6	0	0	1	0	0	7	0	0	
11TH GRADE TOTAL	0	0	0	0	0	0	0	0	0	23	0	0	3	0	0	26	0	0	
12TH GRADE MALE	0	0	0	0	0	0	0	0	0	10	0	0	0	0	0	10	0	0	
12TH GRADE FEMALE	0	0	0	0	0	0	0	0	0	14	0	0	0	0	0	14	0	0	
12TH GRADE TOTAL	0	0	0	0	0	0	0	0	0	24	0	0	0	0	0	24	0	0	
DISTRICT TOTAL MALE	0	0	0	1	0	0	0	0	0	75	0	0	4	1	25	80	1	1.3	
DISTRICT TOTAL FEMALE	0	0	0	1	0	0	0	0	0	62	0	0	2	0	0	65	0	0	
DISTRICT TOTAL	0	0	0	2	0	0	0	0	0	137	0	0	6	1	16.7	145	1	0.7	
DISTRICT TOTALS (EXCLUDING ALTERNATIVE SCHOOLS)																			
7TH GRADE MALE	0	0	0	1	0	0	0	0	0	13	0	0	0	0	0	14	0	0	
7TH GRADE FEMALE	0	0	0	0	0	0	0	0	0	6	0	0	0	0	0	6	0	0	
7TH GRADE TOTAL	0	0	0	1	0	0	0	0	0	19	0	0	0	0	0	20	0	0	
8TH GRADE MALE	0	0	0	0	0	0	0	0	0	15	0	0	2	1	50	17	1	5.9	
8TH GRADE FEMALE	0	0	0	0	0	0	0	0	0	12	0	0	0	0	0	12	0	0	
8TH GRADE TOTAL	0	0	0	0	0	0	0	0	0	27	0	0	2	1	50	29	1	3.4	
9TH GRADE MALE	0	0	0	0	0	0	0	0	0	9	0	0	0	0	0	9	0	0	
9TH GRADE FEMALE	0	0	0	0	0	0	0	0	0	14	0	0	0	0	0	14	0	0	
9TH GRADE TOTAL	0	0	0	0	0	0	0	0	0	23	0	0	0	0	0	23	0	0	
10TH GRADE MALE	0	0	0	0	0	0	0	0	0	11	0	0	0	0	0	11	0	0	
10TH GRADE FEMALE	0	0	0	1	0	0	0	0	0	10	0	0	1	0	0	12	0	0	
10TH GRADE TOTAL	0	0	0	1	0	0	0	0	0	21	0	0	1	0	0	23	0	0	
11TH GRADE MALE	0	0	0	0	0	0	0	0	0	17	0	0	2	0	0	19	0	0	
11TH GRADE FEMALE	0	0	0	0	0	0	0	0	0	6	0	0	1	0	0	7	0	0	
11TH GRADE TOTAL	0	0	0	0	0	0	0	0	0	23	0	0	3	0	0	26	0	0	
12TH GRADE MALE	0	0	0	0	0	0	0	0	0	10	0	0	0	0	0	10	0	0	
12TH GRADE FEMALE	0	0	0	0	0	0	0	0	0	14	0	0	0	0	0	14	0	0	
12TH GRADE TOTAL	0	0	0	0	0	0	0	0	0	24	0	0	0	0	0	24	0	0	
DISTRICT TOTAL MALE	0	0	0	1	0	0	0	0	0	75	0	0	4	1	25	80	1	1.3	
DISTRICT TOTAL FEMALE	0	0	0	1	0	0	0	0	0	62	0	0	2	0	0	65	0	0	
DISTRICT TOTAL	0	0	0	2	0	0	0	0	0	137	0	0	6	1	16.7	145	1	0.7	
DISTRICT TOTALS (ALTERNATIVE SCHOOLS ONLY)																			
DISTRICT TOTAL MALE	0	0	0	0	0	0	0	0	0	0	0	0	0	0	0	0	0	0	
DISTRICT TOTAL FEMALE	0	0	0	0	0	0	0	0	0	0	0	0	0	0	0	0	0	0	
DISTRICT TOTAL	0	0	0	0	0	0	0	0	0	0	0	0	0	0	0	0	0	0	
DISTRICT: 1490 BETHUNE R-5																			
DISTRICT TOTALS (INCLUDING ALTERNATIVE SCHOOLS)																			
7TH GRADE MALE	0	0	0	0	0	0	0	0	0	3	0	0	4	0	0	7	0	0	
7TH GRADE FEMALE	0	0	0	0	0	0	0	0	0	6	0	0	2	0	0	8	0	0	
7TH GRADE TOTAL	0	0	0	0	0	0	0	0	0	9	0	0	6	0	0	15	0	0	
8TH GRADE MALE	0	0	0	0	0	0	0	0	0	8	0	0	0	0	0	8	0	0	
8TH GRADE FEMALE	0	0	0	0	0	0	0	0	0	1	0	0	2	0	0	3	0	0	
8TH GRADE TOTAL	0	0	0	0	0	0	0	0	0	9	0	0	2	0	0	11	0	0	
9TH GRADE MALE	0	0	0	0	0	0	0	0	0	5	0	0	1	0	0	6	0	0	
9TH GRADE FEMALE	1	0	0	0	0	0	0	0	0	2	0	0	6	0	0	9	0	0	
9TH GRADE TOTAL	1	0	0	0	0	0	0	0	0	7	0	0	7	0	0	15	0	0	
10TH GRADE MALE	0	0	0	0	0	0	0	0	0	2	0	0	3	0	0	5	0	0	
10TH GRADE FEMALE	0	0	0	0	0	0	0	0	0	1	0	0	0	0	0	1	0	0	
10TH GRADE TOTAL	0	0	0	0	0	0	0	0	0	3	0	0	3	0	0	6	0	0	
11TH GRADE MALE	0	0	0	0	0	0	0	0	0	5	0	0	1	0	0	6	0	0	




2/5/2006 COLORADO DEPARTMENT OF EDUCATION PAGE : 1
 2003-2004 STATE DROPOUT COUNTS BY DISTRICT

	AMERICAN INDIAN OR ALASKAN NATIVE	AMERICAN INDIAN OR ALASKAN NATIVE	AMERICAN INDIAN OR ALASKAN NATIVE	ASIAN PACIFIC ISLANDER	ASIAN PACIFIC ISLANDER	ASIAN PACIFIC ISLANDER	BLACK NOT OF HISPANIC ORIGIN	BLACK NOT OF HISPANIC ORIGIN	BLACK NOT OF HISPANIC ORIGIN	WHITE NOT OF HISPANIC ORIGIN	WHITE NOT OF HISPANIC ORIGIN	WHITE NOT OF HISPANIC ORIGIN	HISPANIC PUPIL COUNT	HISPANIC DROPOUTS	HISPANIC DROPOUT RATE	TOTALS PUPIL COUNT	TOTALS DROPOUTS	TOTALS DROPOUT RATE	
11TH GRADE FEMALE	1	0	0	0	0	0	0	0	0	3	0	0	1	1	100	5	1	20	
11TH GRADE TOTAL	1	0	0	0	0	0	0	0	0	8	0	0	2	1	50	11	1	9.1	
12TH GRADE MALE	0	0	0	0	0	0	0	0	0	6	0	0	0	0	0	6	0	0	
12TH GRADE FEMALE	0	0	0	0	0	0	0	0	0	1	0	0	2	0	0	3	0	0	
12TH GRADE TOTAL	0	0	0	0	0	0	0	0	0	7	0	0	2	0	0	9	0	0	
DISTRICT TOTAL MALE	0	0	0	0	0	0	0	0	0	29	0	0	9	0	0	38	0	0	
DISTRICT TOTAL FEMALE	2	0	0	0	0	0	0	0	0	14	0	0	13	1	7.7	29	1	3.4	
DISTRICT TOTAL	2	0	0	0	0	0	0	0	0	43	0	0	22	1	4.5	67	1	1.5	
DISTRICT TOTALS (EXCLUDING ALTERNATIVE SCHOOLS)																			
7TH GRADE MALE	0	0	0	0	0	0	0	0	0	3	0	0	4	0	0	7	0	0	
7TH GRADE FEMALE	0	0	0	0	0	0	0	0	0	6	0	0	2	0	0	8	0	0	
7TH GRADE TOTAL	0	0	0	0	0	0	0	0	0	9	0	0	6	0	0	15	0	0	
8TH GRADE MALE	0	0	0	0	0	0	0	0	0	8	0	0	0	0	0	8	0	0	
8TH GRADE FEMALE	0	0	0	0	0	0	0	0	0	1	0	0	2	0	0	3	0	0	
8TH GRADE TOTAL	0	0	0	0	0	0	0	0	0	9	0	0	2	0	0	11	0	0	
9TH GRADE MALE	0	0	0	0	0	0	0	0	0	5	0	0	1	0	0	6	0	0	
9TH GRADE FEMALE	1	0	0	0	0	0	0	0	0	2	0	0	6	0	0	9	0	0	
9TH GRADE TOTAL	1	0	0	0	0	0	0	0	0	7	0	0	7	0	0	15	0	0	
10TH GRADE MALE	0	0	0	0	0	0	0	0	0	2	0	0	3	0	0	5	0	0	
10TH GRADE FEMALE	0	0	0	0	0	0	0	0	0	1	0	0	0	0	0	1	0	0	
10TH GRADE TOTAL	0	0	0	0	0	0	0	0	0	3	0	0	3	0	0	6	0	0	
11TH GRADE MALE	0	0	0	0	0	0	0	0	0	5	0	0	1	0	0	6	0	0	
11TH GRADE FEMALE	1	0	0	0	0	0	0	0	0	3	0	0	1	1	100	5	1	20	
11TH GRADE TOTAL	1	0	0	0	0	0	0	0	0	8	0	0	2	1	50	11	1	9.1	
12TH GRADE MALE	0	0	0	0	0	0	0	0	0	6	0	0	0	0	0	6	0	0	
12TH GRADE FEMALE	0	0	0	0	0	0	0	0	0	1	0	0	2	0	0	3	0	0	
12TH GRADE TOTAL	0	0	0	0	0	0	0	0	0	7	0	0	2	0	0	9	0	0	
DISTRICT TOTAL MALE	0	0	0	0	0	0	0	0	0	29	0	0	9	0	0	38	0	0	
DISTRICT TOTAL FEMALE	2	0	0	0	0	0	0	0	0	14	0	0	13	1	7.7	29	1	3.4	
DISTRICT TOTAL	2	0	0	0	0	0	0	0	0	43	0	0	22	1	4.5	67	1	1.5	
DISTRICT TOTALS (ALTERNATIVE SCHOOLS ONLY)																			
DISTRICT TOTAL MALE	0	0	0	0	0	0	0	0	0	0	0	0	0	0	0	0	0	0	
DISTRICT TOTAL FEMALE	0	0	0	0	0	0	0	0	0	0	0	0	0	0	0	0	0	0	
DISTRICT TOTAL	0	0	0	0	0	0	0	0	0	0	0	0	0	0	0	0	0	0	
DISTRICT: 1500 BURLINGTON RE-6J																			
DISTRICT TOTALS (INCLUDING ALTERNATIVE SCHOOLS)																			
7TH GRADE MALE	0	0	0	0	0	0	1	0	0	24	0	0	17	0	0	42	0	0	
7TH GRADE FEMALE	0	0	0	0	0	0	0	0	0	22	0	0	7	0	0	29	0	0	
7TH GRADE TOTAL	0	0	0	0	0	0	1	0	0	46	0	0	24	0	0	71	0	0	
8TH GRADE MALE	1	0	0	0	0	0	2	0	0	24	0	0	8	0	0	35	0	0	
8TH GRADE FEMALE	0	0	0	0	0	0	0	0	0	28	0	0	4	0	0	32	0	0	
8TH GRADE TOTAL	1	0	0	0	0	0	2	0	0	52	0	0	12	0	0	67	0	0	
9TH GRADE MALE	0	0	0	0	0	0	0	0	0	26	0	0	7	0	0	33	0	0	
9TH GRADE FEMALE	0	0	0	0	0	0	0	0	0	30	0	0	12	0	0	42	0	0	
9TH GRADE TOTAL	0	0	0	0	0	0	0	0	0	56	0	0	19	0	0	75	0	0	
10TH GRADE MALE	0	0	0	0	0	0	0	0	0	28	0	0	8	0	0	36	0	0	
10TH GRADE FEMALE	0	0	0	0	0	0	0	0	0	22	0	0	8	0	0	30	0	0	
10TH GRADE TOTAL	0	0	0	0	0	0	0	0	0	50	0	0	16	0	0	66	0	0	
11TH GRADE MALE	0	0	0	0	0	0	0	0	0	24	0	0	7	0	0	31	0	0	



2/5/2006 COLORADO DEPARTMENT OF EDUCATION PAGE : 1
 2003-2004 STATE DROPOUT COUNTS BY DISTRICT

	AMERICAN INDIAN OR ALASKAN NATIVE	AMERICAN INDIAN OR ALASKAN NATIVE	AMERICAN INDIAN OR ALASKAN NATIVE	ASIAN PACIFIC ISLANDER	ASIAN PACIFIC ISLANDER	ASIAN PACIFIC ISLANDER	BLACK NOT OF HISPANIC ORIGIN	BLACK NOT OF HISPANIC ORIGIN	BLACK NOT OF HISPANIC ORIGIN	WHITE NOT OF HISPANIC ORIGIN	WHITE NOT OF HISPANIC ORIGIN	WHITE NOT OF HISPANIC ORIGIN	HISPANIC PUPIL COUNT	HISPANIC DROPOUTS	HISPANIC DROPOUT RATE	TOTALS PUPIL COUNT	TOTALS DROPOUTS	TOTALS DROPOUT RATE		
11TH GRADE FEMALE	0	0	0	0	0	0	0	0	0	16	0	0	6	0	0	22	0	0		
11TH GRADE TOTAL	0	0	0	0	0	0	0	0	0	40	0	0	13	0	0	53	0	0		
12TH GRADE MALE	0	0	0	0	0	0	0	0	0	26	0	0	6	0	0	32	0	0		
12TH GRADE FEMALE	0	0	0	0	0	0	0	0	0	28	1	3.6	5	0	0	33	1	3		
12TH GRADE TOTAL	0	0	0	0	0	0	0	0	0	54	1	1.9	11	0	0	65	1	1.5		
DISTRICT TOTAL MALE	1	0	0	0	0	0	3	0	0	152	0	0	53	0	0	209	0	0		
DISTRICT TOTAL FEMALE	0	0	0	0	0	0	0	0	0	146	1	0.7	42	0	0	188	1	0.5		
DISTRICT TOTAL	1	0	0	0	0	0	3	0	0	298	1	0.3	95	0	0	397	1	0.3		
DISTRICT TOTALS (EXCLUDING ALTERNATIVE SCHOOLS)																				
7TH GRADE MALE	0	0	0	0	0	0	1	0	0	24	0	0	17	0	0	42	0	0		
7TH GRADE FEMALE	0	0	0	0	0	0	0	0	0	22	0	0	7	0	0	29	0	0		
7TH GRADE TOTAL	0	0	0	0	0	0	1	0	0	46	0	0	24	0	0	71	0	0		
8TH GRADE MALE	1	0	0	0	0	0	2	0	0	24	0	0	8	0	0	35	0	0		
8TH GRADE FEMALE	0	0	0	0	0	0	0	0	0	28	0	0	4	0	0	32	0	0		
8TH GRADE TOTAL	1	0	0	0	0	0	2	0	0	52	0	0	12	0	0	67	0	0		
9TH GRADE MALE	0	0	0	0	0	0	0	0	0	26	0	0	7	0	0	33	0	0		
9TH GRADE FEMALE	0	0	0	0	0	0	0	0	0	30	0	0	12	0	0	42	0	0		
9TH GRADE TOTAL	0	0	0	0	0	0	0	0	0	56	0	0	19	0	0	75	0	0		
10TH GRADE MALE	0	0	0	0	0	0	0	0	0	28	0	0	8	0	0	36	0	0		
10TH GRADE FEMALE	0	0	0	0	0	0	0	0	0	22	0	0	8	0	0	30	0	0		
10TH GRADE TOTAL	0	0	0	0	0	0	0	0	0	50	0	0	16	0	0	66	0	0		
11TH GRADE MALE	0	0	0	0	0	0	0	0	0	24	0	0	7	0	0	31	0	0		
11TH GRADE FEMALE	0	0	0	0	0	0	0	0	0	16	0	0	6	0	0	22	0	0		
11TH GRADE TOTAL	0	0	0	0	0	0	0	0	0	40	0	0	13	0	0	53	0	0		
12TH GRADE MALE	0	0	0	0	0	0	0	0	0	26	0	0	6	0	0	32	0	0		
12TH GRADE FEMALE	0	0	0	0	0	0	0	0	0	28	1	3.6	5	0	0	33	1	3		
12TH GRADE TOTAL	0	0	0	0	0	0	0	0	0	54	1	1.9	11	0	0	65	1	1.5		
DISTRICT TOTAL MALE	1	0	0	0	0	0	3	0	0	152	0	0	53	0	0	209	0	0		
DISTRICT TOTAL FEMALE	0	0	0	0	0	0	0	0	0	146	1	0.7	42	0	0	188	1	0.5		
DISTRICT TOTAL	1	0	0	0	0	0	3	0	0	298	1	0.3	95	0	0	397	1	0.3		
DISTRICT TOTALS (ALTERNATIVE SCHOOLS ONLY)																				
DISTRICT TOTAL MALE	0	0	0	0	0	0	0	0	0	0	0	0	0	0	0	0	0	0		
DISTRICT TOTAL FEMALE	0	0	0	0	0	0	0	0	0	0	0	0	0	0	0	0	0	0		
DISTRICT TOTAL	0	0	0	0	0	0	0	0	0	0	0	0	0	0	0	0	0	0		
COUNTY :	33 LAKE																			
DISTRICT:	1510 LAKE COUNTY R-1																			
DISTRICT TOTALS (INCLUDING ALTERNATIVE SCHOOLS)																				
7TH GRADE MALE	0	0	0	0	0	0	1	0	0	14	0	0	32	0	0	47	0	0		
7TH GRADE FEMALE	0	0	0	1	0	0	0	0	0	13	0	0	39	0	0	53	0	0		
7TH GRADE TOTAL	0	0	0	1	0	0	1	0	0	27	0	0	71	0	0	100	0	0		
8TH GRADE MALE	0	0	0	0	0	0	1	0	0	23	0	0	23	0	0	47	0	0		
8TH GRADE FEMALE	1	0	0	1	0	0	0	0	0	21	0	0	29	0	0	52	0	0		
8TH GRADE TOTAL	1	0	0	1	0	0	1	0	0	44	0	0	52	0	0	99	0	0		
9TH GRADE MALE	1	0	0	1	0	0	1	0	0	20	0	0	26	2	7.7	49	2	4.1		
9TH GRADE FEMALE	0	0	0	0	0	0	0	0	0	20	0	0	26	1	3.8	46	1	2.2		
9TH GRADE TOTAL	1	0	0	1	0	0	1	0	0	40	0	0	52	3	5.8	95	3	3.2		
10TH GRADE MALE	0	0	0	0	0	0	0	0	0	19	1	5.3	30	4	13.3	49	5	10.2		
10TH GRADE FEMALE	0	0	0	1	0	0	0	0	0	25	1	4	22	7	31.8	48	8	16.7		
10TH GRADE TOTAL	0	0	0	1	0	0	0	0	0	44	2	4.5	52	11	21.2	97	13	13.4		



2/5/2006 COLORADO DEPARTMENT OF EDUCATION PAGE : 1
 2003-2004 STATE DROPOUT COUNTS BY DISTRICT


	AMERICAN INDIAN OR ALASKAN NATIVE	AMERICAN INDIAN OR ALASKAN NATIVE	AMERICAN INDIAN OR ALASKAN NATIVE	ASIAN PACIFIC ISLANDER	ASIAN PACIFIC ISLANDER	ASIAN PACIFIC ISLANDER	BLACK NOT OF HISPANIC ORIGIN	BLACK NOT OF HISPANIC ORIGIN	BLACK NOT OF HISPANIC ORIGIN	WHITE NOT OF HISPANIC ORIGIN	WHITE NOT OF HISPANIC ORIGIN	WHITE NOT OF HISPANIC ORIGIN	HISPANIC PUPIL COUNT	HISPANIC DROPOUTS	HISPANIC DROPOUT RATE	TOTALS PUPIL COUNT	TOTALS DROPOUTS	TOTALS DROPOUT RATE	
11TH GRADE MALE	1	0	0	0	0	0	0	0	0	20	2	10	19	6	31.6	40	8	20	
11TH GRADE FEMALE	0	0	0	0	0	0	0	0	0	19	0	0	12	1	8.3	31	1	3.2	
11TH GRADE TOTAL	1	0	0	0	0	0	0	0	0	39	2	5.1	31	7	22.6	71	9	12.7	
12TH GRADE MALE	0	0	0	0	0	0	1	0	0	15	2	13.3	13	4	30.8	29	6	20.7	
12TH GRADE FEMALE	0	0	0	0	0	0	0	0	0	25	2	8	25	5	20	50	7	14	
12TH GRADE TOTAL	0	0	0	0	0	0	1	0	0	40	4	10	38	9	23.7	79	13	16.5	
DISTRICT TOTAL MALE	2	0	0	1	0	0	4	0	0	111	5	4.5	143	16	11.2	261	21	8	
DISTRICT TOTAL FEMALE	1	0	0	3	0	0	0	0	0	123	3	2.4	153	14	9.2	280	17	6.1	
DISTRICT TOTAL	3	0	0	4	0	0	4	0	0	234	8	3.4	296	30	10.1	541	38	7	
DISTRICT TOTALS (EXCLUDING ALTERNATIVE SCHOOLS)																			
7TH GRADE MALE	0	0	0	0	0	0	1	0	0	14	0	0	32	0	0	47	0	0	
7TH GRADE FEMALE	0	0	0	1	0	0	0	0	0	13	0	0	39	0	0	53	0	0	
7TH GRADE TOTAL	0	0	0	1	0	0	1	0	0	27	0	0	71	0	0	100	0	0	
8TH GRADE MALE	0	0	0	0	0	0	1	0	0	23	0	0	23	0	0	47	0	0	
8TH GRADE FEMALE	1	0	0	1	0	0	0	0	0	21	0	0	29	0	0	52	0	0	
8TH GRADE TOTAL	1	0	0	1	0	0	1	0	0	44	0	0	52	0	0	99	0	0	
9TH GRADE MALE	1	0	0	1	0	0	1	0	0	20	0	0	26	2	7.7	49	2	4.1	
9TH GRADE FEMALE	0	0	0	0	0	0	0	0	0	20	0	0	26	1	3.8	46	1	2.2	
9TH GRADE TOTAL	1	0	0	1	0	0	1	0	0	40	0	0	52	3	5.8	95	3	3.2	
10TH GRADE MALE	0	0	0	0	0	0	0	0	0	19	1	5.3	30	4	13.3	49	5	10.2	
10TH GRADE FEMALE	0	0	0	1	0	0	0	0	0	25	1	4	22	7	31.8	48	8	16.7	
10TH GRADE TOTAL	0	0	0	1	0	0	0	0	0	44	2	4.5	52	11	21.2	97	13	13.4	
11TH GRADE MALE	1	0	0	0	0	0	0	0	0	20	2	10	19	6	31.6	40	8	20	
11TH GRADE FEMALE	0	0	0	0	0	0	0	0	0	19	0	0	12	1	8.3	31	1	3.2	
11TH GRADE TOTAL	1	0	0	0	0	0	0	0	0	39	2	5.1	31	7	22.6	71	9	12.7	
12TH GRADE MALE	0	0	0	0	0	0	1	0	0	15	2	13.3	13	4	30.8	29	6	20.7	
12TH GRADE FEMALE	0	0	0	0	0	0	0	0	0	25	2	8	25	5	20	50	7	14	
12TH GRADE TOTAL	0	0	0	0	0	0	1	0	0	40	4	10	38	9	23.7	79	13	16.5	
DISTRICT TOTAL MALE	2	0	0	1	0	0	4	0	0	111	5	4.5	143	16	11.2	261	21	8	
DISTRICT TOTAL FEMALE	1	0	0	3	0	0	0	0	0	123	3	2.4	153	14	9.2	280	17	6.1	
DISTRICT TOTAL	3	0	0	4	0	0	4	0	0	234	8	3.4	296	30	10.1	541	38	7	
DISTRICT TOTALS (ALTERNATIVE SCHOOLS ONLY)																			
DISTRICT TOTAL MALE	0	0	0	0	0	0	0	0	0	0	0	0	0	0	0	0	0	0	
DISTRICT TOTAL FEMALE	0	0	0	0	0	0	0	0	0	0	0	0	0	0	0	0	0	0	
DISTRICT TOTAL	0	0	0	0	0	0	0	0	0	0	0	0	0	0	0	0	0	0	
COUNTY :	34	LA	PLATA																
DISTRICT:	1520	DURANGO 9-R																	
DISTRICT TOTALS (INCLUDING ALTERNATIVE SCHOOLS)																			
7TH GRADE MALE	12	0	0	0	0	0	4	0	0	180	0	0	32	0	0	228	0	0	
7TH GRADE FEMALE	15	0	0	3	0	0	0	0	0	140	0	0	17	0	0	175	0	0	
7TH GRADE TOTAL	27	0	0	3	0	0	4	0	0	320	0	0	49	0	0	403	0	0	
8TH GRADE MALE	15	0	0	0	0	0	1	0	0	189	1	0.5	21	0	0	226	1	0.4	
8TH GRADE FEMALE	14	0	0	5	0	0	1	0	0	161	0	0	20	0	0	201	0	0	
8TH GRADE TOTAL	29	0	0	5	0	0	2	0	0	350	1	0.3	41	0	0	427	1	0.2	
9TH GRADE MALE	12	0	0	5	0	0	5	1	20	205	5	2.4	32	5	15.6	259	11	4.2	
9TH GRADE FEMALE	12	1	8.3	1	0	0	0	0	0	182	4	2.2	29	2	6.9	224	7	3.1	
9TH GRADE TOTAL	24	1	4.2	6	0	0	5	1	20	387	9	2.3	61	7	11.5	483	18	3.7	
10TH GRADE MALE	13	0	0	2	0	0	1	0	0	220	6	2.7	27	0	0	263	6	2.3	
10TH GRADE FEMALE	5	0	0	1	0	0	0	0	0	202	0	0	30	1	3.3	238	1	0.4	

2/5/2006 COLORADO DEPARTMENT OF EDUCATION PAGE : 1
 2003-2004 STATE DROPOUT COUNTS BY DISTRICT

	AMERICAN INDIAN OR ALASKAN NATIVE	AMERICAN INDIAN OR ALASKAN NATIVE	AMERICAN INDIAN OR ALASKAN NATIVE	ASIAN PACIFIC ISLANDER	ASIAN PACIFIC ISLANDER	ASIAN PACIFIC ISLANDER	BLACK NOT OF HISPANIC ORIGIN	BLACK NOT OF HISPANIC ORIGIN	BLACK NOT OF HISPANIC ORIGIN	WHITE NOT OF HISPANIC ORIGIN	WHITE NOT OF HISPANIC ORIGIN	WHITE NOT OF HISPANIC ORIGIN	HISPANIC	HISPANIC	HISPANIC	TOTALS	TOTALS	TOTALS	
	PUPIL COUNT	DROPOUTS	DROPOUT RATE	PUPIL COUNT	DROPOUTS	DROPOUT RATE	PUPIL COUNT	DROPOUTS	DROPOUT RATE	PUPIL COUNT	DROPOUTS	DROPOUT RATE	PUPIL COUNT	DROPOUTS	DROPOUT RATE	PUPIL COUNT	DROPOUTS	DROPOUT RATE	
10TH GRADE TOTAL	18	0	0	3	0	0	1	0	0	422	6	1.4	57	1	1.8	501	7	1.4	
11TH GRADE MALE	19	4	21.1	3	0	0	1	0	0	199	7	3.5	38	14	36.8	260	25	9.6	
11TH GRADE FEMALE	12	0	0	3	0	0	0	0	0	190	12	6.3	27	9	33.3	232	21	9.1	
11TH GRADE TOTAL	31	4	12.9	6	0	0	1	0	0	389	19	4.9	65	23	35.4	492	46	9.3	
12TH GRADE MALE	8	0	0	1	0	0	2	0	0	211	3	1.4	21	0	0	243	3	1.2	
12TH GRADE FEMALE	5	0	0	2	0	0	1	0	0	169	3	1.8	20	1	5	197	4	2	
12TH GRADE TOTAL	13	0	0	3	0	0	3	0	0	380	6	1.6	41	1	2.4	440	7	1.6	
DISTRICT TOTAL MALE	79	4	5.1	11	0	0	14	1	7.1	1,204	22	1.8	171	19	11.1	1,479	46	3.1	
DISTRICT TOTAL FEMALE	63	1	1.6	15	0	0	2	0	0	1,044	19	1.8	143	13	9.1	1,267	33	2.6	
DISTRICT TOTAL	142	5	3.5	26	0	0	16	1	6.3	2,248	41	1.8	314	32	10.2	2,746	79	2.9	
DISTRICT TOTALS (EXCLUDING ALTERNATIVE SCHOOLS)																			
7TH GRADE MALE	12	0	0	0	0	0	4	0	0	179	0	0	32	0	0	227	0	0	
7TH GRADE FEMALE	15	0	0	3	0	0	0	0	0	140	0	0	17	0	0	175	0	0	
7TH GRADE TOTAL	27	0	0	3	0	0	4	0	0	319	0	0	49	0	0	402	0	0	
8TH GRADE MALE	15	0	0	0	0	0	1	0	0	189	1	0.5	21	0	0	226	1	0.4	
8TH GRADE FEMALE	14	0	0	5	0	0	1	0	0	161	0	0	20	0	0	201	0	0	
8TH GRADE TOTAL	29	0	0	5	0	0	2	0	0	350	1	0.3	41	0	0	427	1	0.2	
9TH GRADE MALE	11	0	0	4	0	0	4	1	25	190	3	1.6	25	1	4	234	5	2.1	
9TH GRADE FEMALE	12	1	8.3	1	0	0	0	0	0	167	0	0	24	0	0	204	1	0.5	
9TH GRADE TOTAL	23	1	4.3	5	0	0	4	1	25	357	3	0.8	49	1	2	438	6	1.4	
10TH GRADE MALE	13	0	0	2	0	0	1	0	0	208	4	1.9	25	0	0	249	4	1.6	
10TH GRADE FEMALE	5	0	0	1	0	0	0	0	0	193	0	0	22	1	4.5	221	1	0.5	
10TH GRADE TOTAL	18	0	0	3	0	0	1	0	0	401	4	1	47	1	2.1	470	5	1.1	
11TH GRADE MALE	14	2	14.3	3	0	0	1	0	0	195	7	3.6	21	0	0	234	9	3.8	
11TH GRADE FEMALE	8	0	0	2	0	0	0	0	0	177	3	1.7	17	0	0	204	3	1.5	
11TH GRADE TOTAL	22	2	9.1	5	0	0	1	0	0	372	10	2.7	38	0	0	438	12	2.7	
12TH GRADE MALE	7	0	0	1	0	0	2	0	0	181	2	1.1	18	0	0	209	2	1	
12TH GRADE FEMALE	3	0	0	2	0	0	1	0	0	153	2	1.3	17	1	5.9	176	3	1.7	
12TH GRADE TOTAL	10	0	0	3	0	0	3	0	0	334	4	1.2	35	1	2.9	385	5	1.3	
DISTRICT TOTAL MALE	72	2	2.8	10	0	0	13	1	7.7	1,142	17	1.5	142	1	0.7	1,379	21	1.5	
DISTRICT TOTAL FEMALE	57	1	1.8	14	0	0	2	0	0	991	5	0.5	117	2	1.7	1,181	8	0.7	
DISTRICT TOTAL	129	3	2.3	24	0	0	15	1	6.7	2,133	22	1	259	3	1.2	2,560	29	1.1	
DISTRICT TOTALS (ALTERNATIVE SCHOOLS ONLY)																			
7TH GRADE MALE	0	0	0	0	0	0	0	0	0	1	0	0	0	0	0	1	0	0	
7TH GRADE FEMALE	0	0	0	0	0	0	0	0	0	0	0	0	0	0	0	0	0	0	
7TH GRADE TOTAL	0	0	0	0	0	0	0	0	0	1	0	0	0	0	0	1	0	0	
9TH GRADE MALE	1	0	0	1	0	0	1	0	0	15	2	13.3	7	4	57.1	25	6	24	
9TH GRADE FEMALE	0	0	0	0	0	0	0	0	0	15	4	26.7	5	2	40	20	6	30	
9TH GRADE TOTAL	1	0	0	1	0	0	1	0	0	30	6	20	12	6	50	45	12	26.7	
10TH GRADE MALE	0	0	0	0	0	0	0	0	0	12	2	16.7	2	0	0	14	2	14.3	
10TH GRADE FEMALE	0	0	0	0	0	0	0	0	0	9	0	0	8	0	0	17	0	0	
10TH GRADE TOTAL	0	0	0	0	0	0	0	0	0	21	2	9.5	10	0	0	31	2	6.5	
11TH GRADE MALE	5	2	40	0	0	0	0	0	0	4	0	0	17	14	82.4	26	16	61.5	
11TH GRADE FEMALE	4	0	0	1	0	0	0	0	0	13	9	69.2	10	9	90	28	18	64.3	
11TH GRADE TOTAL	9	2	22.2	1	0	0	0	0	0	17	9	52.9	27	23	85.2	54	34	63	
12TH GRADE MALE	1	0	0	0	0	0	0	0	0	30	1	3.3	3	0	0	34	1	2.9	
12TH GRADE FEMALE	2	0	0	0	0	0	0	0	0	16	1	6.3	3	0	0	21	1	4.8	
12TH GRADE TOTAL	3	0	0	0	0	0	0	0	0	46	2	4.3	6	0	0	55	2	3.6	
DISTRICT TOTAL MALE	7	2	28.6	1	0	0	1	0	0	62	5	8.1	29	18	62.1	100	25	25	

2/5/2006 COLORADO DEPARTMENT OF EDUCATION PAGE : 1
 2003-2004 STATE DROPOUT COUNTS BY DISTRICT

	AMERICAN INDIAN OR ALASKAN NATIVE	AMERICAN INDIAN OR ALASKAN NATIVE	AMERICAN INDIAN OR ALASKAN NATIVE	ASIAN PACIFIC ISLANDER	ASIAN PACIFIC ISLANDER	ASIAN PACIFIC ISLANDER	BLACK NOT OF HISPANIC ORIGIN	BLACK NOT OF HISPANIC ORIGIN	BLACK NOT OF HISPANIC ORIGIN	WHITE NOT OF HISPANIC ORIGIN	WHITE NOT OF HISPANIC ORIGIN	WHITE NOT OF HISPANIC ORIGIN	HISPANIC PUPIL COUNT	HISPANIC DROPOUTS	HISPANIC DROPOUT RATE	TOTALS PUPIL COUNT	TOTALS DROPOUTS	TOTALS DROPOUT RATE
DISTRICT TOTAL FEMALE	0	0	0	0	0	0	0	0	0	0	0	0	0	0	0	0	0	0
DISTRICT TOTAL	0	0	0	0	0	0	0	0	0	0	0	0	0	0	0	0	0	0
DISTRICT:	1540	IGNACIO 11 JT																
DISTRICT TOTALS (INCLUDING ALTERNATIVE SCHOOLS)																		
7TH GRADE MALE	17	0	0	0	0	0	0	0	0	10	1	10	6	0	0	33	1	3
7TH GRADE FEMALE	13	0	0	0	0	0	0	0	0	7	0	7	13	0	0	33	0	0
7TH GRADE TOTAL	30	0	0	0	0	0	0	0	0	17	1	18	19	0	0	66	1	1.5
8TH GRADE MALE	16	0	0	0	0	0	1	0	0	15	0	15	13	0	0	45	0	0
8TH GRADE FEMALE	15	0	0	0	0	0	0	0	0	17	0	17	5	0	0	37	0	0
8TH GRADE TOTAL	31	0	0	0	0	0	1	0	0	32	0	32	18	0	0	82	0	0
9TH GRADE MALE	15	1	6.7	0	0	0	0	0	0	16	0	16	12	0	0	43	1	2.3
9TH GRADE FEMALE	17	1	5.9	0	0	0	1	0	0	8	0	8	8	0	0	34	1	2.9
9TH GRADE TOTAL	32	2	6.3	0	0	0	1	0	0	24	0	24	20	0	0	77	2	2.6
10TH GRADE MALE	16	0	0	0	0	0	1	0	0	17	1	18	7	0	0	41	1	2.4
10TH GRADE FEMALE	17	3	17.6	0	0	0	0	0	0	19	1	20	10	0	0	46	4	8.7
10TH GRADE TOTAL	33	3	9.1	0	0	0	1	0	0	36	2	38	17	0	0	87	5	5.7
11TH GRADE MALE	15	0	0	0	0	0	0	0	0	6	0	6	12	1	8.3	33	1	3
11TH GRADE FEMALE	13	0	0	0	0	0	0	0	0	9	0	9	3	0	0	25	0	0
11TH GRADE TOTAL	28	0	0	0	0	0	0	0	0	15	0	15	15	1	6.7	58	1	1.7
12TH GRADE MALE	9	0	0	0	0	0	1	0	0	18	0	18	8	0	0	36	0	0
12TH GRADE FEMALE	9	0	0	0	0	0	0	0	0	12	0	12	1	1	8.3	33	1	3
12TH GRADE TOTAL	18	0	0	0	0	0	1	0	0	30	0	30	20	1	5	69	1	1.4
DISTRICT TOTAL MALE	88	1	1.1	0	0	0	3	0	0	82	2	84	58	1	1.7	231	4	1.7
DISTRICT TOTAL FEMALE	84	4	4.8	0	0	0	1	0	0	72	1	73	51	1	2	208	6	2.9
DISTRICT TOTAL	172	5	2.9	0	0	0	4	0	0	154	3	157	109	2	1.8	439	10	2.3
DISTRICT TOTALS (EXCLUDING ALTERNATIVE SCHOOLS)																		
7TH GRADE MALE	17	0	0	0	0	0	0	0	0	10	1	11	6	0	0	33	1	3
7TH GRADE FEMALE	13	0	0	0	0	0	0	0	0	7	0	7	13	0	0	33	0	0
7TH GRADE TOTAL	30	0	0	0	0	0	0	0	0	17	1	18	19	0	0	66	1	1.5
8TH GRADE MALE	16	0	0	0	0	0	1	0	0	15	0	15	13	0	0	45	0	0
8TH GRADE FEMALE	15	0	0	0	0	0	0	0	0	17	0	17	5	0	0	37	0	0
8TH GRADE TOTAL	31	0	0	0	0	0	1	0	0	32	0	32	18	0	0	82	0	0
9TH GRADE MALE	15	1	6.7	0	0	0	0	0	0	16	0	16	12	0	0	43	1	2.3
9TH GRADE FEMALE	17	1	5.9	0	0	0	1	0	0	8	0	8	8	0	0	34	1	2.9
9TH GRADE TOTAL	32	2	6.3	0	0	0	1	0	0	24	0	24	20	0	0	77	2	2.6
10TH GRADE MALE	16	0	0	0	0	0	1	0	0	17	1	18	7	0	0	41	1	2.4
10TH GRADE FEMALE	17	3	17.6	0	0	0	0	0	0	19	1	20	10	0	0	46	4	8.7
10TH GRADE TOTAL	33	3	9.1	0	0	0	1	0	0	36	2	38	17	0	0	87	5	5.7
11TH GRADE MALE	15	0	0	0	0	0	0	0	0	6	0	6	12	1	8.3	33	1	3
11TH GRADE FEMALE	13	0	0	0	0	0	0	0	0	9	0	9	3	0	0	25	0	0
11TH GRADE TOTAL	28	0	0	0	0	0	0	0	0	15	0	15	15	1	6.7	58	1	1.7
12TH GRADE MALE	9	0	0	0	0	0	1	0	0	18	0	18	8	0	0	36	0	0
12TH GRADE FEMALE	9	0	0	0	0	0	0	0	0	12	0	12	1	1	8.3	33	1	3
12TH GRADE TOTAL	18	0	0	0	0	0	1	0	0	30	0	30	20	1	5	69	1	1.4
DISTRICT TOTAL MALE	88	1	1.1	0	0	0	3	0	0	82	2	84	58	1	1.7	231	4	1.7
DISTRICT TOTAL FEMALE	84	4	4.8	0	0	0	1	0	0	72	1	73	51	1	2	208	6	2.9
DISTRICT TOTAL	172	5	2.9	0	0	0	4	0	0	154	3	157	109	2	1.8	439	10	2.3
DISTRICT TOTALS (ALTERNATIVE SCHOOLS ONLY)																		
DISTRICT TOTAL MALE	0	0	0	0	0	0	0	0	0	0	0	0	0	0	0	0	0	0



2/5/2006 COLORADO DEPARTMENT OF EDUCATION PAGE : 1
 2003-2004 STATE DROPOUT COUNTS BY DISTRICT

	AMERICAN INDIAN OR ALASKAN NATIVE	AMERICAN INDIAN OR ALASKAN NATIVE	AMERICAN INDIAN OR ALASKAN NATIVE	ASIAN PACIFIC ISLANDER	ASIAN PACIFIC ISLANDER	ASIAN PACIFIC ISLANDER	BLACK NOT OF HISPANIC ORIGIN	BLACK NOT OF HISPANIC ORIGIN	BLACK NOT OF HISPANIC ORIGIN	WHITE NOT OF HISPANIC ORIGIN	WHITE NOT OF HISPANIC ORIGIN	WHITE NOT OF HISPANIC ORIGIN	HISPANIC PUPIL COUNT	HISPANIC DROPOUTS	HISPANIC DROPOUT RATE	TOTALS PUPIL COUNT	TOTALS DROPOUTS	TOTALS DROPOUT RATE
DISTRICT TOTAL FEMALE	0	0	0	0	0	0	0	0	0	0	0	0	0	0	0	0	0	0
DISTRICT TOTAL	0	0	0	0	0	0	0	0	0	0	0	0	0	0	0	0	0	0
COUNTY :	35 LARIMER																	
DISTRICT:	1550 Poudre R-1																	
DISTRICT TOTALS (INCLUDING ALTERNATIVE SCHOOLS)																		
7TH GRADE MALE	10	0	0	31	0	0	20	0	0	898	15	1.7	137	5	3.6	1,096	20	1.8
7TH GRADE FEMALE	17	2	11.8	26	3	11.5	21	0	0	838	11	1.3	136	6	4.4	1,038	22	2.1
7TH GRADE TOTAL	27	2	7.4	57	3	5.3	41	0	0	1,736	26	1.5	273	11	4	2,134	42	2
8TH GRADE MALE	23	1	4.3	37	3	8.1	23	3	13	973	30	3.1	165	7	4.2	1,221	44	3.6
8TH GRADE FEMALE	14	2	14.3	27	0	0	16	0	0	850	20	2.4	136	5	3.7	1,043	27	2.6
8TH GRADE TOTAL	37	3	8.1	64	3	4.7	39	3	7.7	1,823	50	2.7	301	12	4	2,264	71	3.1
9TH GRADE MALE	13	1	7.7	37	2	5.4	16	0	0	969	38	3.9	140	11	7.9	1,175	52	4.4
9TH GRADE FEMALE	13	0	0	38	2	5.3	21	3	14.3	889	33	3.7	153	18	11.8	1,114	56	5
9TH GRADE TOTAL	26	1	3.8	75	4	5.3	37	3	8.1	1,858	71	3.8	293	29	9.9	2,289	108	4.7
10TH GRADE MALE	17	0	0	32	2	6.3	23	1	4.3	933	60	6.4	139	25	18	1,144	88	7.7
10TH GRADE FEMALE	11	2	18.2	39	2	5.1	20	1	5	916	60	6.6	140	20	14.3	1,126	85	7.5
10TH GRADE TOTAL	28	2	7.1	71	4	5.6	43	2	4.7	1,849	120	6.5	279	45	16.1	2,270	173	7.6
11TH GRADE MALE	15	1	6.7	32	3	9.4	16	1	6.3	885	69	7.8	126	26	20.6	1,074	100	9.3
11TH GRADE FEMALE	10	1	10	28	2	7.1	14	1	7.1	879	59	6.7	104	17	16.3	1,035	80	7.7
11TH GRADE TOTAL	25	2	8	60	5	8.3	30	2	6.7	1,764	128	7.3	230	43	18.7	2,109	180	8.5
12TH GRADE MALE	9	2	22.2	33	2	6.1	10	0	0	816	74	9.1	97	19	19.6	965	97	10.1
12TH GRADE FEMALE	4	0	0	23	4	17.4	15	1	6.7	811	53	6.5	88	8	9.1	941	66	7
12TH GRADE TOTAL	13	2	15.4	56	6	10.7	25	1	4	1,627	127	7.8	185	27	14.6	1,906	163	8.6
DISTRICT TOTAL MALE	87	5	5.7	202	12	5.9	108	5	4.6	5,474	286	5.2	804	93	11.6	6,675	401	6
DISTRICT TOTAL FEMALE	69	7	10.1	181	13	7.2	107	6	5.6	5,183	236	4.6	757	74	9.8	6,297	336	5.3
DISTRICT TOTAL	156	12	7.7	383	25	6.5	215	11	5.1	10,657	522	4.9	1,561	167	10.7	12,972	737	5.7
DISTRICT TOTALS (EXCLUDING ALTERNATIVE SCHOOLS)																		
7TH GRADE MALE	10	0	0	31	0	0	20	0	0	891	14	1.6	135	3	2.2	1,087	17	1.6
7TH GRADE FEMALE	17	2	11.8	26	3	11.5	21	0	0	835	11	1.3	133	5	3.8	1,032	21	2
7TH GRADE TOTAL	27	2	7.4	57	3	5.3	41	0	0	1,726	25	1.4	268	8	3	2,119	38	1.8
8TH GRADE MALE	23	1	4.3	37	3	8.1	22	3	13.6	962	29	3	160	5	3.1	1,204	41	3.4
8TH GRADE FEMALE	14	2	14.3	27	0	0	16	0	0	846	20	2.4	134	5	3.7	1,037	27	2.6
8TH GRADE TOTAL	37	3	8.1	64	3	4.7	38	3	7.9	1,808	49	2.7	294	10	3.4	2,241	68	3
9TH GRADE MALE	12	0	0	37	2	5.4	15	0	0	924	24	2.6	128	7	5.5	1,116	33	3
9TH GRADE FEMALE	13	0	0	38	2	5.3	20	2	10	864	26	3	140	13	9.3	1,075	43	4
9TH GRADE TOTAL	25	0	0	75	4	5.3	35	2	5.7	1,788	50	2.8	268	20	7.5	2,191	76	3.5
10TH GRADE MALE	15	0	0	29	1	3.4	22	1	4.5	880	44	5	127	21	16.5	1,073	67	6.2
10TH GRADE FEMALE	11	2	18.2	39	2	5.1	17	0	0	859	47	5.5	125	16	12.8	1,051	67	6.4
10TH GRADE TOTAL	26	2	7.7	68	3	4.4	39	1	2.6	1,739	91	5.2	252	37	14.7	2,124	134	6.3
11TH GRADE MALE	14	0	0	31	2	6.5	14	0	0	818	50	6.1	112	16	14.3	989	68	6.9
11TH GRADE FEMALE	10	1	10	28	2	7.1	14	1	7.1	825	40	4.8	92	11	12	969	55	5.7
11TH GRADE TOTAL	24	1	4.2	59	4	6.8	28	1	3.6	1,643	90	5.5	204	27	13.2	1,958	123	6.3
12TH GRADE MALE	9	2	22.2	33	2	6.1	9	0	0	736	45	6.1	81	11	13.6	868	60	6.9
12TH GRADE FEMALE	4	0	0	23	4	17.4	15	1	6.7	747	35	4.7	83	7	8.4	872	47	5.4
12TH GRADE TOTAL	13	2	15.4	56	6	10.7	24	1	4.2	1,483	80	5.4	164	18	11	1,740	107	6.1
DISTRICT TOTAL MALE	83	3	3.6	198	10	5.1	102	4	3.9	5,211	206	4	743	63	8.5	6,337	286	4.5
DISTRICT TOTAL FEMALE	69	7	10.1	181	13	7.2	103	4	3.9	4,976	179	3.6	707	57	8.1	6,036	260	4.3
DISTRICT TOTAL	152	10	6.6	379	23	6.1	205	8	3.9	10,187	385	3.8	1,450	120	8.3	12,373	546	4.4
DISTRICT TOTALS (ALTERNATIVE SCHOOLS ONLY)																		

2/5/2006 COLORADO DEPARTMENT OF EDUCATION PAGE : 1
 2003-2004 STATE DROPOUT COUNTS BY DISTRICT

	AMERICAN INDIAN OR ALASKAN NATIVE	AMERICAN INDIAN OR ALASKAN NATIVE	AMERICAN INDIAN OR ALASKAN NATIVE	ASIAN PACIFIC ISLANDER	ASIAN PACIFIC ISLANDER	ASIAN PACIFIC ISLANDER	BLACK NOT OF HISPANIC ORIGIN	BLACK NOT OF HISPANIC ORIGIN	BLACK NOT OF HISPANIC ORIGIN	WHITE NOT OF HISPANIC ORIGIN	WHITE NOT OF HISPANIC ORIGIN	WHITE NOT OF HISPANIC ORIGIN	HISPANIC PUPIL COUNT	HISPANIC DROPOUTS	HISPANIC DROPOUT RATE	TOTALS PUPIL COUNT	TOTALS DROPOUTS	TOTALS DROPOUT RATE
7TH GRADE MALE	0	0	0	0	0	0	0	0	0	7	1	14.3	2	2	100	9	3	33.3
7TH GRADE FEMALE	0	0	0	0	0	0	0	0	0	3	0	0	3	1	33.3	6	1	16.7
7TH GRADE TOTAL	0	0	0	0	0	0	0	0	0	10	1	10	5	3	60	15	4	26.7
8TH GRADE MALE	0	0	0	0	0	0	1	0	0	11	1	9.1	5	2	40	17	3	17.6
8TH GRADE FEMALE	0	0	0	0	0	0	0	0	0	4	0	0	2	0	0	6	0	0
8TH GRADE TOTAL	0	0	0	0	0	0	1	0	0	15	1	6.7	7	2	28.6	23	3	13
9TH GRADE MALE	1	1	100	0	0	0	1	0	0	45	14	31.1	12	4	33.3	59	19	32.2
9TH GRADE FEMALE	0	0	0	0	0	0	1	1	100	25	7	28	13	5	38.5	39	13	33.3
9TH GRADE TOTAL	1	1	100	0	0	0	2	1	50	70	21	30	25	9	36	98	32	32.7
10TH GRADE MALE	2	0	0	3	1	33.3	1	0	0	53	16	30.2	12	4	33.3	71	21	29.6
10TH GRADE FEMALE	0	0	0	0	0	0	3	1	33.3	57	13	22.8	15	4	26.7	75	18	24
10TH GRADE TOTAL	2	0	0	3	1	33.3	4	1	25	110	29	26.4	27	8	29.6	146	39	26.7
11TH GRADE MALE	1	1	100	1	1	100	2	1	50	67	19	28.4	14	10	71.4	85	32	37.6
11TH GRADE FEMALE	0	0	0	0	0	0	0	0	0	54	19	35.2	12	6	50	66	25	37.9
11TH GRADE TOTAL	1	1	100	1	1	100	2	1	50	121	38	31.4	26	16	61.5	151	57	37.7
12TH GRADE MALE	0	0	0	0	0	0	1	0	0	80	29	36.3	16	8	50	97	37	38.1
12TH GRADE FEMALE	0	0	0	0	0	0	0	0	0	64	18	28.1	5	1	20	69	19	27.5
12TH GRADE TOTAL	0	0	0	0	0	0	1	0	0	144	47	32.6	21	9	42.9	166	56	33.7
DISTRICT TOTAL MALE	4	2	50	4	2	50	6	1	16.7	263	80	30.4	61	30	49.2	338	115	34
DISTRICT TOTAL FEMALE	0	0	0	0	0	0	4	2	50	207	57	27.5	50	17	34	261	76	29.1
DISTRICT TOTAL	4	2	50	4	2	50	10	3	30	470	137	29.1	111	47	42.3	599	191	31.9
DISTRICT: 1560 THOMPSON R-2J																		
DISTRICT TOTALS (INCLUDING ALTERNATIVE SCHOOLS)																		
7TH GRADE MALE	7	0	0	7	0	0	7	1	14.3	593	3	0.5	65	0	0	679	4	0.6
7TH GRADE FEMALE	5	0	0	4	0	0	7	1	14.3	549	1	0.2	91	0	0	656	2	0.3
7TH GRADE TOTAL	12	0	0	11	0	0	14	2	14.3	1,142	4	0.4	156	0	0	1,335	6	0.4
8TH GRADE MALE	7	0	0	7	0	0	11	0	0	549	1	0.2	82	0	0	656	1	0.2
8TH GRADE FEMALE	11	0	0	7	0	0	12	0	0	549	4	0.7	69	0	0	648	4	0.6
8TH GRADE TOTAL	18	0	0	14	0	0	23	0	0	1,098	5	0.5	151	0	0	1,304	5	0.4
9TH GRADE MALE	4	0	0	10	1	10	8	0	0	681	15	2.2	75	10	13.3	778	26	3.3
9TH GRADE FEMALE	3	0	0	7	0	0	10	2	20	604	8	1.3	70	5	7.1	694	15	2.2
9TH GRADE TOTAL	7	0	0	17	1	5.9	18	2	11.1	1,285	23	1.8	145	15	10.3	1,472	41	2.8
10TH GRADE MALE	8	1	12.5	6	0	0	5	0	0	585	17	2.9	64	6	9.4	668	24	3.6
10TH GRADE FEMALE	4	0	0	6	0	0	3	0	0	598	19	3.2	72	8	11.1	683	27	4
10TH GRADE TOTAL	12	1	8.3	12	0	0	8	0	0	1,183	36	3	136	14	10.3	1,351	51	3.8
11TH GRADE MALE	3	0	0	8	0	0	8	1	12.5	689	35	5.1	55	17	30.9	763	53	6.9
11TH GRADE FEMALE	4	1	25	6	0	0	5	0	0	581	25	4.3	59	8	13.6	655	34	5.2
11TH GRADE TOTAL	7	1	14.3	14	0	0	13	1	7.7	1,270	60	4.7	114	25	21.9	1,418	87	6.1
12TH GRADE MALE	11	0	0	9	0	0	2	0	0	539	20	3.7	47	6	12.8	608	26	4.3
12TH GRADE FEMALE	8	0	0	7	0	0	6	0	0	540	14	2.6	43	4	9.3	604	18	3
12TH GRADE TOTAL	19	0	0	16	0	0	8	0	0	1,079	34	3.2	90	10	11.1	1,212	44	3.6
DISTRICT TOTAL MALE	40	1	2.5	47	1	2.1	41	2	4.9	3,636	91	2.5	388	39	10.1	4,152	134	3.2
DISTRICT TOTAL FEMALE	35	1	2.9	37	0	0	43	3	7	3,421	71	2.1	404	25	6.2	3,940	100	2.5
DISTRICT TOTAL	75	2	2.7	84	1	1.2	84	5	6	7,057	162	2.3	792	64	8.1	8,092	234	2.9
DISTRICT TOTALS (EXCLUDING ALTERNATIVE SCHOOLS)																		
7TH GRADE MALE	7	0	0	7	0	0	7	1	14.3	593	3	0.5	65	0	0	679	4	0.6
7TH GRADE FEMALE	5	0	0	4	0	0	7	1	14.3	549	1	0.2	91	0	0	656	2	0.3
7TH GRADE TOTAL	12	0	0	11	0	0	14	2	14.3	1,142	4	0.4	156	0	0	1,335	6	0.4
8TH GRADE MALE	7	0	0	7	0	0	11	0	0	549	1	0.2	82	0	0	656	1	0.2

2/5/2006 COLORADO DEPARTMENT OF EDUCATION PAGE : 1
 2003-2004 STATE DROPOUT COUNTS BY DISTRICT

	AMERICAN INDIAN OR ALASKAN NATIVE	AMERICAN INDIAN OR ALASKAN NATIVE	AMERICAN INDIAN OR ALASKAN NATIVE	ASIAN PACIFIC ISLANDER	ASIAN PACIFIC ISLANDER	ASIAN PACIFIC ISLANDER	BLACK NOT OF HISPANIC ORIGIN	BLACK NOT OF HISPANIC ORIGIN	BLACK NOT OF HISPANIC ORIGIN	WHITE NOT OF HISPANIC ORIGIN	WHITE NOT OF HISPANIC ORIGIN	WHITE NOT OF HISPANIC ORIGIN	HISPANIC PUPIL COUNT	HISPANIC DROPOUTS	HISPANIC DROPOUT RATE	TOTALS PUPIL COUNT	TOTALS DROPOUTS	TOTALS DROPOUT RATE	
8TH GRADE FEMALE	11	0	0	7	0	0	12	0	0	549	4	0.7	69	0	0	648	4	0.6	
8TH GRADE TOTAL	18	0	0	14	0	0	23	0	0	1,098	5	0.5	151	0	0	1,304	5	0.4	
9TH GRADE MALE	4	0	0	10	1	10	8	0	0	681	15	2.2	75	10	13.3	778	26	3.3	
9TH GRADE FEMALE	3	0	0	7	0	0	10	2	20	604	8	1.3	70	5	7.1	694	15	2.2	
9TH GRADE TOTAL	7	0	0	17	1	5.9	18	2	11.1	1,285	23	1.8	145	15	10.3	1,472	41	2.8	
10TH GRADE MALE	8	1	12.5	6	0	0	5	0	0	584	16	2.7	64	6	9.4	667	23	3.4	
10TH GRADE FEMALE	4	0	0	6	0	0	3	0	0	596	19	3.2	72	8	11.1	681	27	4	
10TH GRADE TOTAL	12	1	8.3	12	0	0	8	0	0	1,180	35	3	136	14	10.3	1,348	50	3.7	
11TH GRADE MALE	2	0	0	7	0	0	8	1	12.5	652	24	3.7	47	14	29.8	716	39	5.4	
11TH GRADE FEMALE	4	1	25	6	0	0	5	0	0	544	16	2.9	49	5	10.2	608	22	3.6	
11TH GRADE TOTAL	6	1	16.7	13	0	0	13	1	7.7	1,196	40	3.3	96	19	19.8	1,324	61	4.6	
12TH GRADE MALE	11	0	0	9	0	0	2	0	0	512	12	2.3	46	5	10.9	580	17	2.9	
12TH GRADE FEMALE	7	0	0	7	0	0	6	0	0	514	12	2.3	37	3	8.1	571	15	2.6	
12TH GRADE TOTAL	18	0	0	16	0	0	8	0	0	1,026	24	2.3	83	8	9.6	1,151	32	2.8	
DISTRICT TOTAL MALE	39	1	2.6	46	1	2.2	41	2	4.9	3,571	71	2	379	35	9.2	4,076	110	2.7	
DISTRICT TOTAL FEMALE	34	1	2.9	37	0	0	43	3	7	3,356	60	1.8	388	21	5.4	3,858	85	2.2	
DISTRICT TOTAL	73	2	2.7	83	1	1.2	84	5	6	6,927	131	1.9	767	56	7.3	7,934	195	2.5	
DISTRICT TOTALS (ALTERNATIVE SCHOOLS ONLY)																			
10TH GRADE MALE	0	0	0	0	0	0	0	0	0	1	1	100	0	0	0	1	1	100	
10TH GRADE FEMALE	0	0	0	0	0	0	0	0	0	2	0	0	0	0	0	2	0	0	
10TH GRADE TOTAL	0	0	0	0	0	0	0	0	0	3	1	33.3	0	0	0	3	1	33.3	
11TH GRADE MALE	1	0	0	1	0	0	0	0	0	37	11	29.7	8	3	37.5	47	14	29.8	
11TH GRADE FEMALE	0	0	0	0	0	0	0	0	0	37	9	24.3	10	3	30	47	12	25.5	
11TH GRADE TOTAL	1	0	0	1	0	0	0	0	0	74	20	27	18	6	33.3	94	26	27.7	
12TH GRADE MALE	0	0	0	0	0	0	0	0	0	27	8	29.6	1	1	100	28	9	32.1	
12TH GRADE FEMALE	1	0	0	0	0	0	0	0	0	26	2	7.7	6	1	16.7	33	3	9.1	
12TH GRADE TOTAL	1	0	0	0	0	0	0	0	0	53	10	18.9	7	2	28.6	61	12	19.7	
DISTRICT TOTAL MALE	1	0	0	1	0	0	0	0	0	65	20	30.8	9	4	44.4	76	24	31.6	
DISTRICT TOTAL FEMALE	1	0	0	0	0	0	0	0	0	65	11	16.9	16	4	25	82	15	18.3	
DISTRICT TOTAL	2	0	0	1	0	0	0	0	0	130	31	23.8	25	8	32	158	39	24.7	
DISTRICT: 1570 PARK (ESTES PARK) R-3																			
DISTRICT TOTALS (INCLUDING ALTERNATIVE SCHOOLS)																			
7TH GRADE MALE	1	0	0	1	0	0	1	0	0	58	0	0	5	0	0	66	0	0	
7TH GRADE FEMALE	1	0	0	2	0	0	0	0	0	46	0	0	13	0	0	62	0	0	
7TH GRADE TOTAL	2	0	0	3	0	0	1	0	0	104	0	0	18	0	0	128	0	0	
8TH GRADE MALE	1	0	0	0	0	0	1	0	0	48	0	0	9	1	11.1	59	1	1.7	
8TH GRADE FEMALE	0	0	0	0	0	0	2	0	0	62	0	0	4	0	0	68	0	0	
8TH GRADE TOTAL	1	0	0	0	0	0	3	0	0	110	0	0	13	1	7.7	127	1	0.8	
9TH GRADE MALE	2	0	0	1	0	0	0	0	0	56	1	1.8	8	0	0	67	1	1.5	
9TH GRADE FEMALE	0	0	0	0	0	0	0	0	0	50	0	0	7	1	14.3	57	1	1.8	
9TH GRADE TOTAL	2	0	0	1	0	0	0	0	0	106	1	0.9	15	1	6.7	124	2	1.6	
10TH GRADE MALE	1	0	0	1	0	0	0	0	0	40	1	2.5	3	0	0	45	1	2.2	
10TH GRADE FEMALE	3	0	0	0	0	0	1	1	100	64	0	0	6	1	16.7	74	2	2.7	
10TH GRADE TOTAL	4	0	0	1	0	0	1	1	100	104	1	1	9	1	11.1	119	3	2.5	
11TH GRADE MALE	0	0	0	0	0	0	0	0	0	36	2	5.6	8	1	12.5	44	3	6.8	
11TH GRADE FEMALE	1	0	0	1	0	0	0	0	0	52	3	5.8	8	0	0	62	3	4.8	
11TH GRADE TOTAL	1	0	0	1	0	0	0	0	0	88	5	5.7	16	1	6.3	106	6	5.7	
12TH GRADE MALE	2	0	0	1	0	0	2	0	0	48	0	0	3	1	33.3	56	1	1.8	
12TH GRADE FEMALE	0	0	0	2	0	0	0	0	0	37	0	0	2	1	50	41	1	2.4	

2/5/2006 COLORADO DEPARTMENT OF EDUCATION PAGE : 1
 2003-2004 STATE DROPOUT COUNTS BY DISTRICT


	AMERICAN INDIAN OR ALASKAN NATIVE	AMERICAN INDIAN OR ALASKAN NATIVE	AMERICAN INDIAN OR ALASKAN NATIVE	ASIAN PACIFIC ISLANDER	ASIAN PACIFIC ISLANDER	ASIAN PACIFIC ISLANDER	BLACK NOT OF HISPANIC ORIGIN	BLACK NOT OF HISPANIC ORIGIN	BLACK NOT OF HISPANIC ORIGIN	WHITE NOT OF HISPANIC ORIGIN	WHITE NOT OF HISPANIC ORIGIN	WHITE NOT OF HISPANIC ORIGIN	HISPANIC PUPIL COUNT	HISPANIC DROPOUTS	HISPANIC DROPOUT RATE	TOTALS PUPIL COUNT	TOTALS DROPOUTS	TOTALS DROPOUT RATE	
12TH GRADE TOTAL	2	0	0	3	0	0	2	0	0	85	0	0	5	2	40	97	2	2.1	
DISTRICT TOTAL MALE	7	0	0	4	0	0	4	0	0	286	4	1.4	36	3	8.3	337	7	2.1	
DISTRICT TOTAL FEMALE	5	0	0	5	0	0	3	1	33.3	311	3	1	40	3	7.5	364	7	1.9	
DISTRICT TOTAL	12	0	0	9	0	0	7	1	14.3	597	7	1.2	76	6	7.9	701	14	2	
DISTRICT TOTALS (EXCLUDING ALTERNATIVE SCHOOLS)																			
7TH GRADE MALE	1	0	0	1	0	0	1	0	0	58	0	0	5	0	0	66	0	0	
7TH GRADE FEMALE	1	0	0	2	0	0	0	0	0	46	0	0	13	0	0	62	0	0	
7TH GRADE TOTAL	2	0	0	3	0	0	1	0	0	104	0	0	18	0	0	128	0	0	
8TH GRADE MALE	1	0	0	0	0	0	1	0	0	48	0	0	9	1	11.1	59	1	1.7	
8TH GRADE FEMALE	0	0	0	0	0	0	2	0	0	62	0	0	4	0	0	68	0	0	
8TH GRADE TOTAL	1	0	0	0	0	0	3	0	0	110	0	0	13	1	7.7	127	1	0.8	
9TH GRADE MALE	2	0	0	1	0	0	0	0	0	56	1	1.8	8	0	0	67	1	1.5	
9TH GRADE FEMALE	0	0	0	0	0	0	0	0	0	50	0	0	7	1	14.3	57	1	1.8	
9TH GRADE TOTAL	2	0	0	1	0	0	0	0	0	106	1	0.9	15	1	6.7	124	2	1.6	
10TH GRADE MALE	1	0	0	1	0	0	0	0	0	40	1	2.5	3	0	0	45	1	2.2	
10TH GRADE FEMALE	3	0	0	0	0	0	1	1	100	64	0	0	6	1	16.7	74	2	2.7	
10TH GRADE TOTAL	4	0	0	1	0	0	1	1	100	104	1	1	9	1	11.1	119	3	2.5	
11TH GRADE MALE	0	0	0	0	0	0	0	0	0	36	2	5.6	8	1	12.5	44	3	6.8	
11TH GRADE FEMALE	1	0	0	1	0	0	0	0	0	52	3	5.8	8	0	0	62	3	4.8	
11TH GRADE TOTAL	1	0	0	1	0	0	0	0	0	88	5	5.7	16	1	6.3	106	6	5.7	
12TH GRADE MALE	2	0	0	1	0	0	2	0	0	48	0	0	3	1	33.3	56	1	1.8	
12TH GRADE FEMALE	0	0	0	2	0	0	0	0	0	37	0	0	2	1	50	41	1	2.4	
12TH GRADE TOTAL	2	0	0	3	0	0	2	0	0	85	0	0	5	2	40	97	2	2.1	
DISTRICT TOTAL MALE	7	0	0	4	0	0	4	0	0	286	4	1.4	36	3	8.3	337	7	2.1	
DISTRICT TOTAL FEMALE	5	0	0	5	0	0	3	1	33.3	311	3	1	40	3	7.5	364	7	1.9	
DISTRICT TOTAL	12	0	0	9	0	0	7	1	14.3	597	7	1.2	76	6	7.9	701	14	2	
DISTRICT TOTALS (ALTERNATIVE SCHOOLS ONLY)																			
DISTRICT TOTAL MALE	0	0	0	0	0	0	0	0	0	0	0	0	0	0	0	0	0	0	
DISTRICT TOTAL FEMALE	0	0	0	0	0	0	0	0	0	0	0	0	0	0	0	0	0	0	
DISTRICT TOTAL	0	0	0	0	0	0	0	0	0	0	0	0	0	0	0	0	0	0	
COUNTY :	36		LAS																
DISTRICT:	1580		TRINIDAD 1																
DISTRICT TOTALS (INCLUDING ALTERNATIVE SCHOOLS)																			
7TH GRADE MALE	1	0	0	1	0	0	0	0	0	20	0	0	47	0	0	69	0	0	
7TH GRADE FEMALE	0	0	0	1	0	0	1	0	0	23	2	8.7	48	0	0	73	2	2.7	
7TH GRADE TOTAL	1	0	0	2	0	0	1	0	0	43	2	4.7	95	0	0	142	2	1.4	
8TH GRADE MALE	1	0	0	0	0	0	1	0	0	32	0	0	38	1	2.6	72	1	1.4	
8TH GRADE FEMALE	1	0	0	0	0	0	1	0	0	19	0	0	36	1	2.8	57	1	1.8	
8TH GRADE TOTAL	2	0	0	0	0	0	2	0	0	51	0	0	74	2	2.7	129	2	1.6	
9TH GRADE MALE	2	0	0	1	0	0	0	0	0	31	5	16.1	49	8	16.3	83	13	15.7	
9TH GRADE FEMALE	2	0	0	0	0	0	0	0	0	30	1	3.3	42	6	14.3	74	7	9.5	
9TH GRADE TOTAL	4	0	0	1	0	0	0	0	0	61	6	9.8	91	14	15.4	157	20	12.7	
10TH GRADE MALE	1	1	100	1	0	0	0	0	0	29	2	6.9	40	2	5	71	5	7	
10TH GRADE FEMALE	1	0	0	0	0	0	0	0	0	23	0	0	36	2	5.6	60	2	3.3	
10TH GRADE TOTAL	2	1	50	1	0	0	0	0	0	52	2	3.8	76	4	5.3	131	7	5.3	
11TH GRADE MALE	1	0	0	1	0	0	2	1	50	28	5	17.9	49	5	10.2	81	11	13.6	
11TH GRADE FEMALE	3	2	66.7	0	0	0	3	3	100	34	10	29.4	42	7	16.7	82	22	26.8	
11TH GRADE TOTAL	4	2	50	1	0	0	5	4	80	62	15	24.2	91	12	13.2	163	33	20.2	
12TH GRADE MALE	2	0	0	0	0	0	0	0	0	26	3	11.5	33	2	6.1	61	5	8.2	

2/5/2006 COLORADO DEPARTMENT OF EDUCATION PAGE : 1
 2003-2004 STATE DROPOUT COUNTS BY DISTRICT

	AMERICAN INDIAN OR ALASKAN NATIVE	AMERICAN INDIAN OR ALASKAN NATIVE	AMERICAN INDIAN OR ALASKAN NATIVE	ASIAN PACIFIC ISLANDER	ASIAN PACIFIC ISLANDER	ASIAN PACIFIC ISLANDER	BLACK NOT OF HISPANIC ORIGIN	BLACK NOT OF HISPANIC ORIGIN	BLACK NOT OF HISPANIC ORIGIN	WHITE NOT OF HISPANIC ORIGIN	WHITE NOT OF HISPANIC ORIGIN	WHITE NOT OF HISPANIC ORIGIN	HISPANIC PUPIL COUNT	HISPANIC DROPOUTS	HISPANIC DROPOUT RATE	TOTALS PUPIL COUNT	TOTALS DROPOUTS	TOTALS DROPOUT RATE	
12TH GRADE FEMALE	0	0	0	0	0	0	0	0	0	15	1	6.7	31	6	19.4	46	7	15.2	
12TH GRADE TOTAL	2	0	0	0	0	0	0	0	0	41	4	9.8	64	8	12.5	107	12	11.2	
DISTRICT TOTAL MALE	8	1	12.5	4	0	0	3	1	33.3	166	15	9	256	18	7	437	35	8	
DISTRICT TOTAL FEMALE	7	2	28.6	1	0	0	5	3	60	144	14	9.7	235	22	9.4	392	41	10.5	
DISTRICT TOTAL	15	3	20	5	0	0	8	4	50	310	29	9.4	491	40	8.1	829	76	9.2	
DISTRICT TOTALS (EXCLUDING ALTERNATIVE SCHOOLS)																			
7TH GRADE MALE	1	0	0	1	0	0	0	0	0	20	0	0	47	0	0	69	0	0	
7TH GRADE FEMALE	0	0	0	1	0	0	1	0	0	23	2	8.7	48	0	0	73	2	2.7	
7TH GRADE TOTAL	1	0	0	2	0	0	1	0	0	43	2	4.7	95	0	0	142	2	1.4	
8TH GRADE MALE	1	0	0	0	0	0	1	0	0	32	0	0	38	1	2.6	72	1	1.4	
8TH GRADE FEMALE	1	0	0	0	0	0	1	0	0	19	0	0	36	1	2.8	57	1	1.8	
8TH GRADE TOTAL	2	0	0	0	0	0	2	0	0	51	0	0	74	2	2.7	129	2	1.6	
9TH GRADE MALE	2	0	0	1	0	0	0	0	0	31	5	16.1	49	8	16.3	83	13	15.7	
9TH GRADE FEMALE	2	0	0	0	0	0	0	0	0	30	1	3.3	42	6	14.3	74	7	9.5	
9TH GRADE TOTAL	4	0	0	1	0	0	0	0	0	61	6	9.8	91	14	15.4	157	20	12.7	
10TH GRADE MALE	1	1	100	1	0	0	0	0	0	29	2	6.9	40	2	5	71	5	7	
10TH GRADE FEMALE	1	0	0	0	0	0	0	0	0	23	0	0	36	2	5.6	60	2	3.3	
10TH GRADE TOTAL	2	1	50	1	0	0	0	0	0	52	2	3.8	76	4	5.3	131	7	5.3	
11TH GRADE MALE	1	0	0	1	0	0	2	1	50	28	5	17.9	49	5	10.2	81	11	13.6	
11TH GRADE FEMALE	3	2	66.7	0	0	0	3	3	100	34	10	29.4	42	7	16.7	82	22	26.8	
11TH GRADE TOTAL	4	2	50	1	0	0	5	4	80	62	15	24.2	91	12	13.2	163	33	20.2	
12TH GRADE MALE	2	0	0	0	0	0	0	0	0	26	3	11.5	33	2	6.1	61	5	8.2	
12TH GRADE FEMALE	0	0	0	0	0	0	0	0	0	15	1	6.7	31	6	19.4	46	7	15.2	
12TH GRADE TOTAL	2	0	0	0	0	0	0	0	0	41	4	9.8	64	8	12.5	107	12	11.2	
DISTRICT TOTAL MALE	8	1	12.5	4	0	0	3	1	33.3	166	15	9	256	18	7	437	35	8	
DISTRICT TOTAL FEMALE	7	2	28.6	1	0	0	5	3	60	144	14	9.7	235	22	9.4	392	41	10.5	
DISTRICT TOTAL	15	3	20	5	0	0	8	4	50	310	29	9.4	491	40	8.1	829	76	9.2	
DISTRICT TOTALS (ALTERNATIVE SCHOOLS ONLY)																			
DISTRICT TOTAL MALE	0	0	0	0	0	0	0	0	0	0	0	0	0	0	0	0	0	0	
DISTRICT TOTAL FEMALE	0	0	0	0	0	0	0	0	0	0	0	0	0	0	0	0	0	0	
DISTRICT TOTAL	0	0	0	0	0	0	0	0	0	0	0	0	0	0	0	0	0	0	
DISTRICT: 1590 PRIMERO REORGANIZED 2																			
DISTRICT TOTALS (INCLUDING ALTERNATIVE SCHOOLS)																			
7TH GRADE MALE	0	0	0	0	0	0	0	0	0	7	0	0	8	0	0	15	0	0	
7TH GRADE FEMALE	0	0	0	0	0	0	0	0	0	4	0	0	4	0	0	8	0	0	
7TH GRADE TOTAL	0	0	0	0	0	0	0	0	0	11	0	0	12	0	0	23	0	0	
8TH GRADE MALE	0	0	0	0	0	0	0	0	0	8	0	0	5	0	0	13	0	0	
8TH GRADE FEMALE	0	0	0	1	0	0	0	0	0	5	0	0	3	1	33.3	9	1	11.1	
8TH GRADE TOTAL	0	0	0	1	0	0	0	0	0	13	0	0	8	1	12.5	22	1	4.5	
9TH GRADE MALE	0	0	0	0	0	0	0	0	0	9	0	0	2	1	50	11	1	9.1	
9TH GRADE FEMALE	0	0	0	0	0	0	0	0	0	8	0	0	3	1	33.3	11	1	9.1	
9TH GRADE TOTAL	0	0	0	0	0	0	0	0	0	17	0	0	5	2	40	22	2	9.1	
10TH GRADE MALE	0	0	0	1	0	0	0	0	0	9	1	11.1	3	1	33.3	13	2	15.4	
10TH GRADE FEMALE	0	0	0	0	0	0	0	0	0	5	0	0	3	0	0	8	0	0	
10TH GRADE TOTAL	0	0	0	1	0	0	0	0	0	14	1	7.1	6	1	16.7	21	2	9.5	
11TH GRADE MALE	0	0	0	0	0	0	0	0	0	6	0	0	1	0	0	7	0	0	
11TH GRADE FEMALE	0	0	0	0	0	0	1	0	0	4	2	50	5	0	0	10	2	20	
11TH GRADE TOTAL	0	0	0	0	0	0	1	0	0	10	2	20	6	0	0	17	2	11.8	
12TH GRADE MALE	0	0	0	0	0	0	0	0	0	7	0	0	1	0	0	8	0	0	

2/5/2006 COLORADO DEPARTMENT OF EDUCATION PAGE : 1
 2003-2004 STATE DROPOUT COUNTS BY DISTRICT

	AMERICAN INDIAN OR ALASKAN NATIVE	AMERICAN INDIAN OR ALASKAN NATIVE	AMERICAN INDIAN OR ALASKAN NATIVE	ASIAN PACIFIC ISLANDER	ASIAN PACIFIC ISLANDER	ASIAN PACIFIC ISLANDER	BLACK NOT OF HISPANIC ORIGIN	BLACK NOT OF HISPANIC ORIGIN	BLACK NOT OF HISPANIC ORIGIN	WHITE NOT OF HISPANIC ORIGIN	WHITE NOT OF HISPANIC ORIGIN	WHITE NOT OF HISPANIC ORIGIN	HISPANIC PUPIL COUNT	HISPANIC DROPOUTS	HISPANIC DROPOUT RATE	TOTALS PUPIL COUNT	TOTALS DROPOUTS	TOTALS DROPOUT RATE	
12TH GRADE FEMALE	0	0	0	0	0	0	0	0	0	4	0	0	3	0	0	7	0	0	
12TH GRADE TOTAL	0	0	0	0	0	0	0	0	0	11	0	0	4	0	0	15	0	0	
DISTRICT TOTAL MALE	0	0	0	1	0	0	0	0	0	46	1	2.2	20	2	10	67	3	4.5	
DISTRICT TOTAL FEMALE	0	0	0	1	0	0	1	0	0	30	2	6.7	21	2	9.5	53	4	7.5	
DISTRICT TOTAL	0	0	0	2	0	0	1	0	0	76	3	3.9	41	4	9.8	120	7	5.8	
DISTRICT TOTALS (EXCLUDING ALTERNATIVE SCHOOLS)																			
7TH GRADE MALE	0	0	0	0	0	0	0	0	0	7	0	0	8	0	0	15	0	0	
7TH GRADE FEMALE	0	0	0	0	0	0	0	0	0	4	0	0	4	0	0	8	0	0	
7TH GRADE TOTAL	0	0	0	0	0	0	0	0	0	11	0	0	12	0	0	23	0	0	
8TH GRADE MALE	0	0	0	0	0	0	0	0	0	8	0	0	5	0	0	13	0	0	
8TH GRADE FEMALE	0	0	0	1	0	0	0	0	0	5	0	0	3	1	33.3	9	1	11.1	
8TH GRADE TOTAL	0	0	0	1	0	0	0	0	0	13	0	0	8	1	12.5	22	1	4.5	
9TH GRADE MALE	0	0	0	0	0	0	0	0	0	9	0	0	2	1	50	11	1	9.1	
9TH GRADE FEMALE	0	0	0	0	0	0	0	0	0	8	0	0	3	1	33.3	11	1	9.1	
9TH GRADE TOTAL	0	0	0	0	0	0	0	0	0	17	0	0	5	2	40	22	2	9.1	
10TH GRADE MALE	0	0	0	1	0	0	0	0	0	9	1	11.1	3	1	33.3	13	2	15.4	
10TH GRADE FEMALE	0	0	0	0	0	0	0	0	0	5	0	0	3	0	0	8	0	0	
10TH GRADE TOTAL	0	0	0	1	0	0	0	0	0	14	1	7.1	6	1	16.7	21	2	9.5	
11TH GRADE MALE	0	0	0	0	0	0	0	0	0	6	0	0	1	0	0	7	0	0	
11TH GRADE FEMALE	0	0	0	0	0	0	1	0	0	4	2	50	5	0	0	10	2	20	
11TH GRADE TOTAL	0	0	0	0	0	0	1	0	0	10	2	20	6	0	0	17	2	11.8	
12TH GRADE MALE	0	0	0	0	0	0	0	0	0	7	0	0	1	0	0	8	0	0	
12TH GRADE FEMALE	0	0	0	0	0	0	0	0	0	4	0	0	3	0	0	7	0	0	
12TH GRADE TOTAL	0	0	0	0	0	0	0	0	0	11	0	0	4	0	0	15	0	0	
DISTRICT TOTAL MALE	0	0	0	1	0	0	0	0	0	46	1	2.2	20	2	10	67	3	4.5	
DISTRICT TOTAL FEMALE	0	0	0	1	0	0	1	0	0	30	2	6.7	21	2	9.5	53	4	7.5	
DISTRICT TOTAL	0	0	0	2	0	0	1	0	0	76	3	3.9	41	4	9.8	120	7	5.8	
DISTRICT TOTALS (ALTERNATIVE SCHOOLS ONLY)																			
DISTRICT TOTAL MALE	0	0	0	0	0	0	0	0	0	0	0	0	0	0	0	0	0	0	
DISTRICT TOTAL FEMALE	0	0	0	0	0	0	0	0	0	0	0	0	0	0	0	0	0	0	
DISTRICT TOTAL	0	0	0	0	0	0	0	0	0	0	0	0	0	0	0	0	0	0	
DISTRICT: 1600 HOEHNE REORGANIZED 3																			
DISTRICT TOTALS (INCLUDING ALTERNATIVE SCHOOLS)																			
7TH GRADE MALE	0	0	0	0	0	0	0	0	0	16	0	0	8	0	0	24	0	0	
7TH GRADE FEMALE	0	0	0	0	0	0	1	0	0	12	0	0	3	0	0	16	0	0	
7TH GRADE TOTAL	0	0	0	0	0	0	1	0	0	28	0	0	11	0	0	40	0	0	
8TH GRADE MALE	0	0	0	0	0	0	0	0	0	10	0	0	6	0	0	16	0	0	
8TH GRADE FEMALE	0	0	0	0	0	0	0	0	0	17	0	0	9	0	0	26	0	0	
8TH GRADE TOTAL	0	0	0	0	0	0	0	0	0	27	0	0	15	0	0	42	0	0	
9TH GRADE MALE	1	0	0	0	0	0	0	0	0	5	0	0	6	0	0	12	0	0	
9TH GRADE FEMALE	1	0	0	0	0	0	0	0	0	13	0	0	5	0	0	19	0	0	
9TH GRADE TOTAL	2	0	0	0	0	0	0	0	0	18	0	0	11	0	0	31	0	0	
10TH GRADE MALE	0	0	0	0	0	0	0	0	0	11	0	0	6	0	0	17	0	0	
10TH GRADE FEMALE	0	0	0	0	0	0	0	0	0	8	0	0	4	0	0	12	0	0	
10TH GRADE TOTAL	0	0	0	0	0	0	0	0	0	19	0	0	10	0	0	29	0	0	
11TH GRADE MALE	0	0	0	1	0	0	0	0	0	5	0	0	6	0	0	12	0	0	
11TH GRADE FEMALE	0	0	0	0	0	0	0	0	0	9	0	0	5	0	0	14	0	0	
11TH GRADE TOTAL	0	0	0	1	0	0	0	0	0	14	0	0	11	0	0	26	0	0	
12TH GRADE MALE	0	0	0	0	0	0	0	0	0	9	0	0	5	1	20	14	1	7.1	



2/5/2006 COLORADO DEPARTMENT OF EDUCATION PAGE : 1
 2003-2004 STATE DROPOUT COUNTS BY DISTRICT

	AMERICAN INDIAN OR ALASKAN NATIVE	AMERICAN INDIAN OR ALASKAN NATIVE	AMERICAN INDIAN OR ALASKAN NATIVE	ASIAN PACIFIC ISLANDER	ASIAN PACIFIC ISLANDER	ASIAN PACIFIC ISLANDER	BLACK NOT OF HISPANIC ORIGIN	BLACK NOT OF HISPANIC ORIGIN	BLACK NOT OF HISPANIC ORIGIN	WHITE NOT OF HISPANIC ORIGIN	WHITE NOT OF HISPANIC ORIGIN	WHITE NOT OF HISPANIC ORIGIN	HISPANIC PUPIL COUNT	HISPANIC DROPOUTS	HISPANIC DROPOUT RATE	TOTALS PUPIL COUNT	TOTALS DROPOUTS	TOTALS DROPOUT RATE	
12TH GRADE FEMALE	0	0	0	0	0	0	0	0	0	12	0	0	6	0	0	18	0	0	
12TH GRADE TOTAL	0	0	0	0	0	0	0	0	0	21	0	0	11	1	9.1	32	1	3.1	
DISTRICT TOTAL MALE	1	0	0	1	0	0	0	0	0	56	0	0	37	1	2.7	95	1	1.1	
DISTRICT TOTAL FEMALE	1	0	0	0	0	0	1	0	0	71	0	0	32	0	0	105	0	0	
DISTRICT TOTAL	2	0	0	1	0	0	1	0	0	127	0	0	69	1	1.4	200	1	0.5	
DISTRICT TOTALS (EXCLUDING ALTERNATIVE SCHOOLS)																			
7TH GRADE MALE	0	0	0	0	0	0	0	0	0	16	0	0	8	0	0	24	0	0	
7TH GRADE FEMALE	0	0	0	0	0	0	1	0	0	12	0	0	3	0	0	16	0	0	
7TH GRADE TOTAL	0	0	0	0	0	0	1	0	0	28	0	0	11	0	0	40	0	0	
8TH GRADE MALE	0	0	0	0	0	0	0	0	0	10	0	0	6	0	0	16	0	0	
8TH GRADE FEMALE	0	0	0	0	0	0	0	0	0	17	0	0	9	0	0	26	0	0	
8TH GRADE TOTAL	0	0	0	0	0	0	0	0	0	27	0	0	15	0	0	42	0	0	
9TH GRADE MALE	1	0	0	0	0	0	0	0	0	5	0	0	6	0	0	12	0	0	
9TH GRADE FEMALE	1	0	0	0	0	0	0	0	0	13	0	0	5	0	0	19	0	0	
9TH GRADE TOTAL	2	0	0	0	0	0	0	0	0	18	0	0	11	0	0	31	0	0	
10TH GRADE MALE	0	0	0	0	0	0	0	0	0	11	0	0	6	0	0	17	0	0	
10TH GRADE FEMALE	0	0	0	0	0	0	0	0	0	8	0	0	4	0	0	12	0	0	
10TH GRADE TOTAL	0	0	0	0	0	0	0	0	0	19	0	0	10	0	0	29	0	0	
11TH GRADE MALE	0	0	0	1	0	0	0	0	0	5	0	0	6	0	0	12	0	0	
11TH GRADE FEMALE	0	0	0	0	0	0	0	0	0	9	0	0	5	0	0	14	0	0	
11TH GRADE TOTAL	0	0	0	1	0	0	0	0	0	14	0	0	11	0	0	26	0	0	
12TH GRADE MALE	0	0	0	0	0	0	0	0	0	9	0	0	5	1	20	14	1	7.1	
12TH GRADE FEMALE	0	0	0	0	0	0	0	0	0	12	0	0	6	0	0	18	0	0	
12TH GRADE TOTAL	0	0	0	0	0	0	0	0	0	21	0	0	11	1	9.1	32	1	3.1	
DISTRICT TOTAL MALE	1	0	0	1	0	0	0	0	0	56	0	0	37	1	2.7	95	1	1.1	
DISTRICT TOTAL FEMALE	1	0	0	0	0	0	1	0	0	71	0	0	32	0	0	105	0	0	
DISTRICT TOTAL	2	0	0	1	0	0	1	0	0	127	0	0	69	1	1.4	200	1	0.5	
DISTRICT TOTALS (ALTERNATIVE SCHOOLS ONLY)																			
DISTRICT TOTAL MALE	0	0	0	0	0	0	0	0	0	0	0	0	0	0	0	0	0	0	
DISTRICT TOTAL FEMALE	0	0	0	0	0	0	0	0	0	0	0	0	0	0	0	0	0	0	
DISTRICT TOTAL	0	0	0	0	0	0	0	0	0	0	0	0	0	0	0	0	0	0	
DISTRICT: 1620 AGUILAR REORGANIZED 6																			
DISTRICT TOTALS (INCLUDING ALTERNATIVE SCHOOLS)																			
7TH GRADE MALE	0	0	0	0	0	0	0	0	0	3	0	0	6	0	0	9	0	0	
7TH GRADE FEMALE	0	0	0	0	0	0	0	0	0	7	0	0	1	0	0	8	0	0	
7TH GRADE TOTAL	0	0	0	0	0	0	0	0	0	10	0	0	7	0	0	17	0	0	
8TH GRADE MALE	0	0	0	0	0	0	0	0	0	5	0	0	5	0	0	10	0	0	
8TH GRADE FEMALE	0	0	0	0	0	0	0	0	0	5	1	20	4	0	0	9	1	11.1	
8TH GRADE TOTAL	0	0	0	0	0	0	0	0	0	10	1	10	9	0	0	19	1	5.3	
9TH GRADE MALE	0	0	0	0	0	0	0	0	0	7	0	0	3	0	0	10	0	0	
9TH GRADE FEMALE	0	0	0	0	0	0	0	0	0	4	0	0	4	0	0	8	0	0	
9TH GRADE TOTAL	0	0	0	0	0	0	0	0	0	11	0	0	7	0	0	18	0	0	
10TH GRADE MALE	0	0	0	0	0	0	0	0	0	4	0	0	4	0	0	8	0	0	
10TH GRADE FEMALE	0	0	0	0	0	0	0	0	0	4	0	0	6	0	0	10	0	0	
10TH GRADE TOTAL	0	0	0	0	0	0	0	0	0	8	0	0	10	0	0	18	0	0	
11TH GRADE MALE	0	0	0	0	0	0	0	0	0	3	0	0	3	0	0	6	0	0	
11TH GRADE FEMALE	0	0	0	0	0	0	0	0	0	1	0	0	4	1	25	5	1	20	
11TH GRADE TOTAL	0	0	0	0	0	0	0	0	0	4	0	0	7	1	14.3	11	1	9.1	
12TH GRADE MALE	0	0	0	0	0	0	0	0	0	2	0	0	3	0	0	5	0	0	

2/5/2006 COLORADO DEPARTMENT OF EDUCATION PAGE : 1
 2003-2004 STATE DROPOUT COUNTS BY DISTRICT


	AMERICAN INDIAN OR ALASKAN NATIVE	AMERICAN INDIAN OR ALASKAN NATIVE	AMERICAN INDIAN OR ALASKAN NATIVE	ASIAN PACIFIC ISLANDER	ASIAN PACIFIC ISLANDER	ASIAN PACIFIC ISLANDER	BLACK NOT OF HISPANIC ORIGIN	BLACK NOT OF HISPANIC ORIGIN	BLACK NOT OF HISPANIC ORIGIN	WHITE NOT OF HISPANIC ORIGIN	WHITE NOT OF HISPANIC ORIGIN	WHITE NOT OF HISPANIC ORIGIN	HISPANIC PUPIL COUNT	HISPANIC DROPOUTS	HISPANIC DROPOUT RATE	TOTALS PUPIL COUNT	TOTALS DROPOUTS	TOTALS DROPOUT RATE	
12TH GRADE FEMALE	0	0	0	0	0	0	1	0	0	3	1	33.3	0	0	0	4	1	25	
12TH GRADE TOTAL	0	0	0	0	0	0	1	0	0	5	1	20	3	0	0	9	1	11.1	
DISTRICT TOTAL MALE	0	0	0	0	0	0	0	0	0	24	0	0	24	0	0	48	0	0	
DISTRICT TOTAL FEMALE	0	0	0	0	0	0	1	0	0	24	2	8.3	19	1	5.3	44	3	6.8	
DISTRICT TOTAL	0	0	0	0	0	0	1	0	0	48	2	4.2	43	1	2.3	92	3	3.3	
DISTRICT TOTALS (EXCLUDING ALTERNATIVE SCHOOLS)																			
7TH GRADE MALE	0	0	0	0	0	0	0	0	0	3	0	0	6	0	0	9	0	0	
7TH GRADE FEMALE	0	0	0	0	0	0	0	0	0	7	0	0	1	0	0	8	0	0	
7TH GRADE TOTAL	0	0	0	0	0	0	0	0	0	10	0	0	7	0	0	17	0	0	
8TH GRADE MALE	0	0	0	0	0	0	0	0	0	5	0	0	5	0	0	10	0	0	
8TH GRADE FEMALE	0	0	0	0	0	0	0	0	0	5	1	20	4	0	0	9	1	11.1	
8TH GRADE TOTAL	0	0	0	0	0	0	0	0	0	10	1	10	9	0	0	19	1	5.3	
9TH GRADE MALE	0	0	0	0	0	0	0	0	0	7	0	0	3	0	0	10	0	0	
9TH GRADE FEMALE	0	0	0	0	0	0	0	0	0	4	0	0	4	0	0	8	0	0	
9TH GRADE TOTAL	0	0	0	0	0	0	0	0	0	11	0	0	7	0	0	18	0	0	
10TH GRADE MALE	0	0	0	0	0	0	0	0	0	4	0	0	4	0	0	8	0	0	
10TH GRADE FEMALE	0	0	0	0	0	0	0	0	0	4	0	0	6	0	0	10	0	0	
10TH GRADE TOTAL	0	0	0	0	0	0	0	0	0	8	0	0	10	0	0	18	0	0	
11TH GRADE MALE	0	0	0	0	0	0	0	0	0	3	0	0	3	0	0	6	0	0	
11TH GRADE FEMALE	0	0	0	0	0	0	0	0	0	1	0	0	4	1	25	5	1	20	
11TH GRADE TOTAL	0	0	0	0	0	0	0	0	0	4	0	0	7	1	14.3	11	1	9.1	
12TH GRADE MALE	0	0	0	0	0	0	0	0	0	2	0	0	3	0	0	5	0	0	
12TH GRADE FEMALE	0	0	0	0	0	0	1	0	0	3	1	33.3	0	0	0	4	1	25	
12TH GRADE TOTAL	0	0	0	0	0	0	1	0	0	5	1	20	3	0	0	9	1	11.1	
DISTRICT TOTAL MALE	0	0	0	0	0	0	0	0	0	24	0	0	24	0	0	48	0	0	
DISTRICT TOTAL FEMALE	0	0	0	0	0	0	1	0	0	24	2	8.3	19	1	5.3	44	3	6.8	
DISTRICT TOTAL	0	0	0	0	0	0	1	0	0	48	2	4.2	43	1	2.3	92	3	3.3	
DISTRICT TOTALS (ALTERNATIVE SCHOOLS ONLY)																			
DISTRICT TOTAL MALE	0	0	0	0	0	0	0	0	0	0	0	0	0	0	0	0	0	0	
DISTRICT TOTAL FEMALE	0	0	0	0	0	0	0	0	0	0	0	0	0	0	0	0	0	0	
DISTRICT TOTAL	0	0	0	0	0	0	0	0	0	0	0	0	0	0	0	0	0	0	
DISTRICT: 1750 BRANSON REORGANIZED 82																			
DISTRICT TOTALS (INCLUDING ALTERNATIVE SCHOOLS)																			
7TH GRADE MALE	1	1	100	0	0	0	2	0	0	37	5	13.5	12	2	16.7	52	8	15.4	
7TH GRADE FEMALE	0	0	0	0	0	0	2	0	0	31	3	9.7	11	0	0	44	3	6.8	
7TH GRADE TOTAL	1	1	100	0	0	0	4	0	0	68	8	11.8	23	2	8.7	96	11	11.5	
8TH GRADE MALE	3	2	66.7	0	0	0	3	0	0	59	1	1.7	12	0	0	77	3	3.9	
8TH GRADE FEMALE	0	0	0	1	0	0	1	0	0	50	1	2	16	1	6.3	68	2	2.9	
8TH GRADE TOTAL	3	2	66.7	1	0	0	4	0	0	109	2	1.8	28	1	3.6	145	5	3.4	
9TH GRADE MALE	2	0	0	1	0	0	0	0	0	89	9	10.1	25	8	32	117	17	14.5	
9TH GRADE FEMALE	1	0	0	0	0	0	2	0	0	69	8	11.6	34	10	29.4	106	18	17	
9TH GRADE TOTAL	3	0	0	1	0	0	2	0	0	158	17	10.8	59	18	30.5	223	35	15.7	
10TH GRADE MALE	2	0	0	1	0	0	0	0	0	77	17	22.1	18	3	16.7	98	20	20.4	
10TH GRADE FEMALE	0	0	0	0	0	0	0	0	0	85	6	7.1	30	9	30	115	15	13	
10TH GRADE TOTAL	2	0	0	1	0	0	0	0	0	162	23	14.2	48	12	25	213	35	16.4	
11TH GRADE MALE	1	0	0	1	0	0	2	1	50	46	15	32.6	20	5	25	70	21	30	
11TH GRADE FEMALE	1	1	100	0	0	0	3	1	33.3	56	9	16.1	15	5	33.3	75	16	21.3	
11TH GRADE TOTAL	2	1	50	1	0	0	5	2	40	102	24	23.5	35	10	28.6	145	37	25.5	
12TH GRADE MALE	1	0	0	0	0	0	0	0	0	31	11	35.5	9	2	22.2	41	13	31.7	

2/5/2006 COLORADO DEPARTMENT OF EDUCATION PAGE : 1
 2003-2004 STATE DROPOUT COUNTS BY DISTRICT

	AMERICAN INDIAN OR ALASKAN NATIVE	AMERICAN INDIAN OR ALASKAN NATIVE	AMERICAN INDIAN OR ALASKAN NATIVE	ASIAN PACIFIC ISLANDER	ASIAN PACIFIC ISLANDER	ASIAN PACIFIC ISLANDER	BLACK NOT OF HISPANIC ORIGIN	BLACK NOT OF HISPANIC ORIGIN	BLACK NOT OF HISPANIC ORIGIN	WHITE NOT OF HISPANIC ORIGIN	WHITE NOT OF HISPANIC ORIGIN	WHITE NOT OF HISPANIC ORIGIN	HISPANIC PUPIL COUNT	HISPANIC DROPOUTS	HISPANIC DROPOUT RATE	TOTALS PUPIL COUNT	TOTALS DROPOUTS	TOTALS DROPOUT RATE	
12TH GRADE FEMALE	1	0	0	0	0	0	2	0	0	19	5	26.3	7	5	71.4	29	10	34.5	
12TH GRADE TOTAL	2	0	0	0	0	0	2	0	0	50	16	32	16	7	43.8	70	23	32.9	
DISTRICT TOTAL MALE	10	3	30	3	0	0	7	1	14.3	339	58	17.1	96	20	20.8	455	82	18	
DISTRICT TOTAL FEMALE	3	1	33.3	1	0	0	10	1	10	310	32	10.3	113	30	26.5	437	64	14.6	
DISTRICT TOTAL	13	4	30.8	4	0	0	17	2	11.8	649	90	13.9	209	50	23.9	892	146	16.4	
DISTRICT TOTALS (EXCLUDING ALTERNATIVE SCHOOLS)																			
7TH GRADE MALE	0	0	0	0	0	0	0	0	0	3	0	0	0	0	0	3	0	0	
7TH GRADE FEMALE	0	0	0	0	0	0	0	0	0	0	0	0	0	0	0	0	0	0	
7TH GRADE TOTAL	0	0	0	0	0	0	0	0	0	3	0	0	0	0	0	3	0	0	
8TH GRADE MALE	0	0	0	0	0	0	0	0	0	1	0	0	0	0	0	1	0	0	
8TH GRADE FEMALE	0	0	0	0	0	0	0	0	0	1	0	0	0	0	0	1	0	0	
8TH GRADE TOTAL	0	0	0	0	0	0	0	0	0	2	0	0	0	0	0	2	0	0	
9TH GRADE MALE	0	0	0	0	0	0	0	0	0	3	0	0	0	0	0	3	0	0	
9TH GRADE FEMALE	0	0	0	0	0	0	0	0	0	2	1	50	0	0	0	2	1	50	
9TH GRADE TOTAL	0	0	0	0	0	0	0	0	0	5	1	20	0	0	0	5	1	20	
10TH GRADE MALE	0	0	0	0	0	0	0	0	0	5	0	0	0	0	0	5	0	0	
10TH GRADE FEMALE	0	0	0	0	0	0	0	0	0	2	0	0	1	0	0	3	0	0	
10TH GRADE TOTAL	0	0	0	0	0	0	0	0	0	7	0	0	1	0	0	8	0	0	
11TH GRADE MALE	0	0	0	0	0	0	0	0	0	2	0	0	1	1	100	3	1	33.3	
11TH GRADE FEMALE	0	0	0	0	0	0	0	0	0	3	0	0	0	0	0	3	0	0	
11TH GRADE TOTAL	0	0	0	0	0	0	0	0	0	5	0	0	1	1	100	6	1	16.7	
12TH GRADE MALE	0	0	0	0	0	0	0	0	0	4	0	0	0	0	0	4	0	0	
12TH GRADE FEMALE	0	0	0	0	0	0	0	0	0	0	0	0	0	0	0	0	0	0	
12TH GRADE TOTAL	0	0	0	0	0	0	0	0	0	4	0	0	0	0	0	4	0	0	
DISTRICT TOTAL MALE	0	0	0	0	0	0	0	0	0	18	0	0	1	1	100	19	1	5.3	
DISTRICT TOTAL FEMALE	0	0	0	0	0	0	0	0	0	8	1	12.5	1	0	0	9	1	11.1	
DISTRICT TOTAL	0	0	0	0	0	0	0	0	0	26	1	3.8	2	1	50	28	2	7.1	
DISTRICT TOTALS (ALTERNATIVE SCHOOLS ONLY)																			
7TH GRADE MALE	1	1	100	0	0	0	2	0	0	34	5	14.7	12	2	16.7	49	8	16.3	
7TH GRADE FEMALE	0	0	0	0	0	0	2	0	0	31	3	9.7	11	0	0	44	3	6.8	
7TH GRADE TOTAL	1	1	100	0	0	0	4	0	0	65	8	12.3	23	2	8.7	93	11	11.8	
8TH GRADE MALE	3	2	66.7	0	0	0	3	0	0	58	1	1.7	12	0	0	76	3	3.9	
8TH GRADE FEMALE	0	0	0	1	0	0	1	0	0	49	1	2	16	1	6.3	67	2	3	
8TH GRADE TOTAL	3	2	66.7	1	0	0	4	0	0	107	2	1.9	28	1	3.6	143	5	3.5	
9TH GRADE MALE	2	0	0	1	0	0	0	0	0	86	9	10.5	25	8	32	114	17	14.9	
9TH GRADE FEMALE	1	0	0	0	0	0	2	0	0	67	7	10.4	34	10	29.4	104	17	16.3	
9TH GRADE TOTAL	3	0	0	1	0	0	2	0	0	153	16	10.5	59	18	30.5	218	34	15.6	
10TH GRADE MALE	2	0	0	1	0	0	0	0	0	72	17	23.6	18	3	16.7	93	20	21.5	
10TH GRADE FEMALE	0	0	0	0	0	0	0	0	0	83	6	7.2	29	9	31	112	15	13.4	
10TH GRADE TOTAL	2	0	0	1	0	0	0	0	0	155	23	14.8	47	12	25.5	205	35	17.1	
11TH GRADE MALE	1	0	0	1	0	0	2	1	50	44	15	34.1	19	4	21.1	67	20	29.9	
11TH GRADE FEMALE	1	1	100	0	0	0	3	1	33.3	53	9	17	15	5	33.3	72	16	22.2	
11TH GRADE TOTAL	2	1	50	1	0	0	5	2	40	97	24	24.7	34	9	26.5	139	36	25.9	
12TH GRADE MALE	1	0	0	0	0	0	0	0	0	27	11	40.7	9	2	22.2	37	13	35.1	
12TH GRADE FEMALE	1	0	0	0	0	0	2	0	0	19	5	26.3	7	5	71.4	29	10	34.5	
12TH GRADE TOTAL	2	0	0	0	0	0	2	0	0	46	16	34.8	16	7	43.8	66	23	34.8	
DISTRICT TOTAL MALE	10	3	30	3	0	0	7	1	14.3	321	58	18.1	95	19	20	436	81	18.6	
DISTRICT TOTAL FEMALE	3	1	33.3	1	0	0	10	1	10	302	31	10.3	112	30	26.8	428	63	14.7	
DISTRICT TOTAL	13	4	30.8	4	0	0	17	2	11.8	623	89	14.3	207	49	23.7	864	144	16.7	


2/5/2006 COLORADO DEPARTMENT OF EDUCATION PAGE : 1
 2003-2004 STATE DROPOUT COUNTS BY DISTRICT

	AMERICAN INDIAN OR ALASKAN NATIVE PUPIL COUNT	AMERICAN INDIAN OR ALASKAN NATIVE DROPOUTS RATE	AMERICAN INDIAN OR ALASKAN NATIVE DROPOUT RATE	ASIAN PACIFIC ISLANDER PUPIL COUNT	ASIAN PACIFIC ISLANDER DROPOUTS RATE	ASIAN PACIFIC ISLANDER DROPOUT RATE	BLACK NOT OF HISPANIC ORIGIN PUPIL COUNT	BLACK NOT OF HISPANIC ORIGIN DROPOUTS RATE	BLACK NOT OF HISPANIC ORIGIN DROPOUT RATE	WHITE NOT OF HISPANIC ORIGIN PUPIL COUNT	WHITE NOT OF HISPANIC ORIGIN DROPOUTS RATE	WHITE NOT OF HISPANIC ORIGIN DROPOUT RATE	HISPANIC PUPIL COUNT	HISPANIC DROPOUTS RATE	HISPANIC DROPOUT RATE	TOTALS PUPIL COUNT	TOTALS DROPOUTS RATE	TOTALS DROPOUT RATE
DISTRICT:	1760	KIM REORGANIZED 88																
DISTRICT TOTALS (INCLUDING ALTERNATIVE SCHOOLS)																		
7TH GRADE MALE	0	0	0	0	0	0	0	0	2	0	0	0	0	0	0	2	0	0
7TH GRADE FEMALE	0	0	0	0	0	0	0	0	2	0	0	0	0	0	0	2	0	0
7TH GRADE TOTAL	0	0	0	0	0	0	0	0	4	0	0	0	0	0	0	4	0	0
8TH GRADE MALE	0	0	0	0	0	0	0	0	0	0	0	0	0	0	0	0	0	0
8TH GRADE FEMALE	0	0	0	0	0	0	0	0	4	0	0	0	0	0	0	4	0	0
8TH GRADE TOTAL	0	0	0	0	0	0	0	0	4	0	0	0	0	0	0	4	0	0
9TH GRADE MALE	0	0	0	0	0	0	0	0	6	0	0	0	0	0	0	6	0	0
9TH GRADE FEMALE	0	0	0	0	0	0	0	0	3	0	0	0	0	0	0	3	0	0
9TH GRADE TOTAL	0	0	0	0	0	0	0	0	9	0	0	0	0	0	0	9	0	0
10TH GRADE MALE	0	0	0	0	0	0	0	0	2	0	0	0	0	0	0	2	0	0
10TH GRADE FEMALE	0	0	0	0	0	0	0	0	2	0	0	0	0	0	0	2	0	0
10TH GRADE TOTAL	0	0	0	0	0	0	0	0	4	0	0	0	0	0	0	4	0	0
11TH GRADE MALE	0	0	0	0	0	0	0	0	3	0	0	0	0	0	0	3	0	0
11TH GRADE FEMALE	0	0	0	0	0	0	0	0	1	0	0	0	0	0	0	1	0	0
11TH GRADE TOTAL	0	0	0	0	0	0	0	0	4	0	0	0	0	0	0	4	0	0
12TH GRADE MALE	0	0	0	0	0	0	0	0	2	0	0	0	0	0	0	2	0	0
12TH GRADE FEMALE	0	0	0	0	0	0	0	0	0	0	0	0	0	0	0	0	0	0
12TH GRADE TOTAL	0	0	0	0	0	0	0	0	2	0	0	0	0	0	0	2	0	0
DISTRICT TOTAL MALE	0	0	0	0	0	0	0	0	15	0	0	0	0	0	0	15	0	0
DISTRICT TOTAL FEMALE	0	0	0	0	0	0	0	0	12	0	0	0	0	0	0	12	0	0
DISTRICT TOTAL	0	0	0	0	0	0	0	0	27	0	0	0	0	0	0	27	0	0
DISTRICT TOTALS (EXCLUDING ALTERNATIVE SCHOOLS)																		
7TH GRADE MALE	0	0	0	0	0	0	0	0	2	0	0	0	0	0	0	2	0	0
7TH GRADE FEMALE	0	0	0	0	0	0	0	0	2	0	0	0	0	0	0	2	0	0
7TH GRADE TOTAL	0	0	0	0	0	0	0	0	4	0	0	0	0	0	0	4	0	0
8TH GRADE MALE	0	0	0	0	0	0	0	0	0	0	0	0	0	0	0	0	0	0
8TH GRADE FEMALE	0	0	0	0	0	0	0	0	4	0	0	0	0	0	0	4	0	0
8TH GRADE TOTAL	0	0	0	0	0	0	0	0	4	0	0	0	0	0	0	4	0	0
9TH GRADE MALE	0	0	0	0	0	0	0	0	6	0	0	0	0	0	0	6	0	0
9TH GRADE FEMALE	0	0	0	0	0	0	0	0	3	0	0	0	0	0	0	3	0	0
9TH GRADE TOTAL	0	0	0	0	0	0	0	0	9	0	0	0	0	0	0	9	0	0
10TH GRADE MALE	0	0	0	0	0	0	0	0	2	0	0	0	0	0	0	2	0	0
10TH GRADE FEMALE	0	0	0	0	0	0	0	0	2	0	0	0	0	0	0	2	0	0
10TH GRADE TOTAL	0	0	0	0	0	0	0	0	4	0	0	0	0	0	0	4	0	0
11TH GRADE MALE	0	0	0	0	0	0	0	0	3	0	0	0	0	0	0	3	0	0
11TH GRADE FEMALE	0	0	0	0	0	0	0	0	1	0	0	0	0	0	0	1	0	0
11TH GRADE TOTAL	0	0	0	0	0	0	0	0	4	0	0	0	0	0	0	4	0	0
12TH GRADE MALE	0	0	0	0	0	0	0	0	2	0	0	0	0	0	0	2	0	0
12TH GRADE FEMALE	0	0	0	0	0	0	0	0	0	0	0	0	0	0	0	0	0	0
12TH GRADE TOTAL	0	0	0	0	0	0	0	0	2	0	0	0	0	0	0	2	0	0
DISTRICT TOTAL MALE	0	0	0	0	0	0	0	0	15	0	0	0	0	0	0	15	0	0
DISTRICT TOTAL FEMALE	0	0	0	0	0	0	0	0	12	0	0	0	0	0	0	12	0	0
DISTRICT TOTAL	0	0	0	0	0	0	0	0	27	0	0	0	0	0	0	27	0	0
DISTRICT TOTALS (ALTERNATIVE SCHOOLS ONLY)																		
DISTRICT TOTAL MALE	0	0	0	0	0	0	0	0	0	0	0	0	0	0	0	0	0	0
DISTRICT TOTAL FEMALE	0	0	0	0	0	0	0	0	0	0	0	0	0	0	0	0	0	0
DISTRICT TOTAL	0	0	0	0	0	0	0	0	0	0	0	0	0	0	0	0	0	0




2/5/2006 COLORADO DEPARTMENT OF EDUCATION PAGE : 1
 2003-2004 STATE DROPOUT COUNTS BY DISTRICT

	AMERICAN INDIAN OR ALASKAN NATIVE	AMERICAN INDIAN OR ALASKAN NATIVE	AMERICAN INDIAN OR ALASKAN NATIVE	ASIAN PACIFIC ISLANDER	ASIAN PACIFIC ISLANDER	ASIAN PACIFIC ISLANDER	BLACK NOT OF HISPANIC ORIGIN	BLACK NOT OF HISPANIC ORIGIN	BLACK NOT OF HISPANIC ORIGIN	WHITE NOT OF HISPANIC ORIGIN	WHITE NOT OF HISPANIC ORIGIN	WHITE NOT OF HISPANIC ORIGIN	HISPANIC PUPIL COUNT	HISPANIC DROPOUTS	HISPANIC DROPOUT RATE	TOTALS PUPIL COUNT	TOTALS DROPOUTS	TOTALS DROPOUT RATE
DISTRICT TOTAL	0	0	0	0	0	0	0	0	0	0	0	0	0	0	0	0	0	0
COUNTY :	38		LOGAN															
DISTRICT:	1828		VALLEY RE-1															
DISTRICT TOTALS (INCLUDING ALTERNATIVE SCHOOLS)																		
7TH GRADE MALE	1	0	0	0	0	0	1	0	0	87	1	1.1	15	0	0	104	1	1
7TH GRADE FEMALE	1	0	0	2	0	0	0	0	0	89	2	2.2	16	0	0	108	2	1.9
7TH GRADE TOTAL	2	0	0	2	0	0	1	0	0	176	3	1.7	31	0	0	212	3	1.4
8TH GRADE MALE	2	2	100	0	0	0	0	0	0	94	2	2.1	18	0	0	114	4	3.5
8TH GRADE FEMALE	0	0	0	2	0	0	1	0	0	84	0	0	24	0	0	111	0	0
8TH GRADE TOTAL	2	2	100	2	0	0	1	0	0	178	2	1.1	42	0	0	225	4	1.8
9TH GRADE MALE	3	0	0	0	0	0	1	0	0	91	5	5.5	22	3	13.6	117	8	6.8
9TH GRADE FEMALE	0	0	0	1	0	0	0	0	0	86	2	2.3	19	2	10.5	106	4	3.8
9TH GRADE TOTAL	3	0	0	1	0	0	1	0	0	177	7	4	41	5	12.2	223	12	5.4
10TH GRADE MALE	0	0	0	0	0	0	1	0	0	102	3	2.9	26	6	23.1	129	9	7
10TH GRADE FEMALE	1	0	0	1	0	0	1	0	0	89	2	2.2	24	4	16.7	116	6	5.2
10TH GRADE TOTAL	1	0	0	1	0	0	2	0	0	191	5	2.6	50	10	20	245	15	6.1
11TH GRADE MALE	0	0	0	1	0	0	1	0	0	82	3	3.7	15	1	6.7	99	4	4
11TH GRADE FEMALE	1	0	0	1	0	0	0	0	0	101	4	4	18	1	5.6	121	5	4.1
11TH GRADE TOTAL	1	0	0	2	0	0	1	0	0	183	7	3.8	33	2	6.1	220	9	4.1
12TH GRADE MALE	0	0	0	0	0	0	0	0	0	93	5	5.4	13	1	7.7	106	6	5.7
12TH GRADE FEMALE	0	0	0	3	0	0	0	0	0	81	1	1.2	15	1	6.7	99	2	2
12TH GRADE TOTAL	0	0	0	3	0	0	0	0	0	174	6	3.4	28	2	7.1	205	8	3.9
DISTRICT TOTAL MALE	6	2	33.3	1	0	0	4	0	0	549	19	3.5	109	11	10.1	669	32	4.8
DISTRICT TOTAL FEMALE	3	0	0	10	0	0	2	0	0	530	11	2.1	116	8	6.9	661	19	2.9
DISTRICT TOTAL	9	2	22.2	11	0	0	6	0	0	1,079	30	2.8	225	19	8.4	1,330	51	3.8
DISTRICT TOTALS (EXCLUDING ALTERNATIVE SCHOOLS)																		
7TH GRADE MALE	1	0	0	0	0	0	1	0	0	87	1	1.1	15	0	0	104	1	1
7TH GRADE FEMALE	1	0	0	2	0	0	0	0	0	89	2	2.2	16	0	0	108	2	1.9
7TH GRADE TOTAL	2	0	0	2	0	0	1	0	0	176	3	1.7	31	0	0	212	3	1.4
8TH GRADE MALE	2	2	100	0	0	0	0	0	0	94	2	2.1	18	0	0	114	4	3.5
8TH GRADE FEMALE	0	0	0	2	0	0	1	0	0	84	0	0	24	0	0	111	0	0
8TH GRADE TOTAL	2	2	100	2	0	0	1	0	0	178	2	1.1	42	0	0	225	4	1.8
9TH GRADE MALE	2	0	0	0	0	0	1	0	0	85	3	3.5	22	3	13.6	110	6	5.5
9TH GRADE FEMALE	0	0	0	1	0	0	0	0	0	81	1	1.2	18	1	5.6	100	2	2
9TH GRADE TOTAL	2	0	0	1	0	0	1	0	0	166	4	2.4	40	4	10	210	8	3.8
10TH GRADE MALE	0	0	0	0	0	0	1	0	0	100	3	3	25	6	24	126	9	7.1
10TH GRADE FEMALE	1	0	0	0	0	0	1	0	0	89	2	2.2	23	3	13	114	5	4.4
10TH GRADE TOTAL	1	0	0	0	0	0	2	0	0	189	5	2.6	48	9	18.8	240	14	5.8
11TH GRADE MALE	0	0	0	1	0	0	1	0	0	80	3	3.8	14	0	0	96	3	3.1
11TH GRADE FEMALE	1	0	0	1	0	0	0	0	0	97	1	1	18	1	5.6	117	2	1.7
11TH GRADE TOTAL	1	0	0	2	0	0	1	0	0	177	4	2.3	32	1	3.1	213	5	2.3
12TH GRADE MALE	0	0	0	0	0	0	0	0	0	93	5	5.4	13	1	7.7	106	6	5.7
12TH GRADE FEMALE	0	0	0	3	0	0	0	0	0	78	0	0	13	1	7.7	94	1	1.1
12TH GRADE TOTAL	0	0	0	3	0	0	0	0	0	171	5	2.9	26	2	7.7	200	7	3.5
DISTRICT TOTAL MALE	5	2	40	1	0	0	4	0	0	539	17	3.2	107	10	9.3	656	29	4.4
DISTRICT TOTAL FEMALE	3	0	0	9	0	0	2	0	0	518	6	1.2	112	6	5.4	644	12	1.9
DISTRICT TOTAL	8	2	25	10	0	0	6	0	0	1,057	23	2.2	219	16	7.3	1,300	41	3.2
DISTRICT TOTALS (ALTERNATIVE SCHOOLS ONLY)																		
9TH GRADE MALE	1	0	0	0	0	0	0	0	0	6	2	33.3	0	0	0	7	2	28.6




2/5/2006 COLORADO DEPARTMENT OF EDUCATION PAGE : 1
 2003-2004 STATE DROPOUT COUNTS BY DISTRICT

	AMERICAN INDIAN OR ALASKAN NATIVE	AMERICAN INDIAN OR ALASKAN NATIVE	AMERICAN INDIAN OR ALASKAN NATIVE	ASIAN PACIFIC ISLANDER	ASIAN PACIFIC ISLANDER	ASIAN PACIFIC ISLANDER	BLACK NOT OF HISPANIC ORIGIN	BLACK NOT OF HISPANIC ORIGIN	BLACK NOT OF HISPANIC ORIGIN	WHITE NOT OF HISPANIC ORIGIN	WHITE NOT OF HISPANIC ORIGIN	WHITE NOT OF HISPANIC ORIGIN	HISPANIC PUPIL COUNT	HISPANIC DROPOUTS	HISPANIC DROPOUT RATE	TOTALS PUPIL COUNT	TOTALS DROPOUTS	TOTALS DROPOUT RATE
9TH GRADE FEMALE	0	0	0	0	0	0	0	0	0	5	1	20	1	1	100	6	2	33.3
9TH GRADE TOTAL	1	0	0	0	0	0	0	0	0	11	3	27.3	1	1	100	13	4	30.8
10TH GRADE MALE	0	0	0	0	0	0	0	0	0	2	0	0	1	0	0	3	0	0
10TH GRADE FEMALE	0	0	0	1	0	0	0	0	0	0	0	0	1	1	100	2	1	50
10TH GRADE TOTAL	0	0	0	1	0	0	0	0	0	2	0	0	2	1	50	5	1	20
11TH GRADE MALE	0	0	0	0	0	0	0	0	0	2	0	0	1	1	100	3	1	33.3
11TH GRADE FEMALE	0	0	0	0	0	0	0	0	0	4	3	75	0	0	0	4	3	75
11TH GRADE TOTAL	0	0	0	0	0	0	0	0	0	6	3	50	1	1	100	7	4	57.1
12TH GRADE MALE	0	0	0	0	0	0	0	0	0	0	0	0	0	0	0	0	0	0
12TH GRADE FEMALE	0	0	0	0	0	0	0	0	0	3	1	33.3	2	0	0	5	1	20
12TH GRADE TOTAL	0	0	0	0	0	0	0	0	0	3	1	33.3	2	0	0	5	1	20
DISTRICT TOTAL MALE	1	0	0	0	0	0	0	0	0	10	2	20	2	1	50	13	3	23.1
DISTRICT TOTAL FEMALE	0	0	0	1	0	0	0	0	0	12	5	41.7	4	2	50	17	7	41.2
DISTRICT TOTAL	1	0	0	1	0	0	0	0	0	22	7	31.8	6	3	50	30	10	33.3
DISTRICT:	1850	FRENCHMAN RE-3																
DISTRICT TOTALS (INCLUDING ALTERNATIVE SCHOOLS)																		
7TH GRADE MALE	0	0	0	0	0	0	0	0	0	10	0	0	1	0	0	11	0	0
7TH GRADE FEMALE	0	0	0	0	0	0	0	0	0	9	0	0	3	0	0	12	0	0
7TH GRADE TOTAL	0	0	0	0	0	0	0	0	0	19	0	0	4	0	0	23	0	0
8TH GRADE MALE	0	0	0	0	0	0	0	0	0	9	0	0	0	0	0	9	0	0
8TH GRADE FEMALE	0	0	0	0	0	0	0	0	0	7	0	0	0	0	0	7	0	0
8TH GRADE TOTAL	0	0	0	0	0	0	0	0	0	16	0	0	0	0	0	16	0	0
9TH GRADE MALE	0	0	0	0	0	0	0	0	0	11	0	0	3	0	0	14	0	0
9TH GRADE FEMALE	0	0	0	0	0	0	0	0	0	13	0	0	0	0	0	13	0	0
9TH GRADE TOTAL	0	0	0	0	0	0	0	0	0	24	0	0	3	0	0	27	0	0
10TH GRADE MALE	0	0	0	0	0	0	0	0	0	8	1	12.5	1	0	0	9	1	11.1
10TH GRADE FEMALE	0	0	0	0	0	0	0	0	0	6	1	16.7	1	0	0	7	1	14.3
10TH GRADE TOTAL	0	0	0	0	0	0	0	0	0	14	2	14.3	2	0	0	16	2	12.5
11TH GRADE MALE	0	0	0	0	0	0	0	0	0	10	0	0	2	0	0	12	0	0
11TH GRADE FEMALE	0	0	0	0	0	0	0	0	0	2	0	0	0	0	0	2	0	0
11TH GRADE TOTAL	0	0	0	0	0	0	0	0	0	12	0	0	2	0	0	14	0	0
12TH GRADE MALE	0	0	0	0	0	0	0	0	0	6	0	0	0	0	0	6	0	0
12TH GRADE FEMALE	0	0	0	0	0	0	0	0	0	8	1	12.5	0	0	0	8	1	12.5
12TH GRADE TOTAL	0	0	0	0	0	0	0	0	0	14	1	7.1	0	0	0	14	1	7.1
DISTRICT TOTAL MALE	0	0	0	0	0	0	0	0	0	54	1	1.9	7	0	0	61	1	1.6
DISTRICT TOTAL FEMALE	0	0	0	0	0	0	0	0	0	45	2	4.4	4	0	0	49	2	4.1
DISTRICT TOTAL	0	0	0	0	0	0	0	0	0	99	3	3	11	0	0	110	3	2.7
DISTRICT TOTALS (EXCLUDING ALTERNATIVE SCHOOLS)																		
7TH GRADE MALE	0	0	0	0	0	0	0	0	0	10	0	0	1	0	0	11	0	0
7TH GRADE FEMALE	0	0	0	0	0	0	0	0	0	9	0	0	3	0	0	12	0	0
7TH GRADE TOTAL	0	0	0	0	0	0	0	0	0	19	0	0	4	0	0	23	0	0
8TH GRADE MALE	0	0	0	0	0	0	0	0	0	9	0	0	0	0	0	9	0	0
8TH GRADE FEMALE	0	0	0	0	0	0	0	0	0	7	0	0	0	0	0	7	0	0
8TH GRADE TOTAL	0	0	0	0	0	0	0	0	0	16	0	0	0	0	0	16	0	0
9TH GRADE MALE	0	0	0	0	0	0	0	0	0	11	0	0	3	0	0	14	0	0
9TH GRADE FEMALE	0	0	0	0	0	0	0	0	0	13	0	0	0	0	0	13	0	0
9TH GRADE TOTAL	0	0	0	0	0	0	0	0	0	24	0	0	3	0	0	27	0	0
10TH GRADE MALE	0	0	0	0	0	0	0	0	0	8	1	12.5	1	0	0	9	1	11.1
10TH GRADE FEMALE	0	0	0	0	0	0	0	0	0	6	1	16.7	1	0	0	7	1	14.3




2/5/2006 COLORADO DEPARTMENT OF EDUCATION PAGE : 1
 2003-2004 STATE DROPOUT COUNTS BY DISTRICT

	AMERICAN INDIAN OR ALASKAN NATIVE	AMERICAN INDIAN OR ALASKAN NATIVE	AMERICAN INDIAN OR ALASKAN NATIVE	ASIAN PACIFIC ISLANDER	ASIAN PACIFIC ISLANDER	ASIAN PACIFIC ISLANDER	BLACK NOT OF HISPANIC ORIGIN	BLACK NOT OF HISPANIC ORIGIN	BLACK NOT OF HISPANIC ORIGIN	WHITE NOT OF HISPANIC ORIGIN	WHITE NOT OF HISPANIC ORIGIN	WHITE NOT OF HISPANIC ORIGIN	HISPANIC PUPIL COUNT	HISPANIC DROPOUTS	HISPANIC DROPOUT RATE	TOTALS PUPIL COUNT	TOTALS DROPOUTS	TOTALS DROPOUT RATE
10TH GRADE TOTAL	0	0	0	0	0	0	0	0	0	14	2	14.3	2	0	0	16	2	12.5
11TH GRADE MALE	0	0	0	0	0	0	0	0	0	10	0	0	2	0	0	12	0	0
11TH GRADE FEMALE	0	0	0	0	0	0	0	0	0	2	0	0	0	0	0	2	0	0
11TH GRADE TOTAL	0	0	0	0	0	0	0	0	0	12	0	0	2	0	0	14	0	0
12TH GRADE MALE	0	0	0	0	0	0	0	0	0	6	0	0	0	0	0	6	0	0
12TH GRADE FEMALE	0	0	0	0	0	0	0	0	0	8	1	12.5	0	0	0	8	1	12.5
12TH GRADE TOTAL	0	0	0	0	0	0	0	0	0	14	1	7.1	0	0	0	14	1	7.1
DISTRICT TOTAL MALE	0	0	0	0	0	0	0	0	0	54	1	1.9	7	0	0	61	1	1.6
DISTRICT TOTAL FEMALE	0	0	0	0	0	0	0	0	0	45	2	4.4	4	0	0	49	2	4.1
DISTRICT TOTAL	0	0	0	0	0	0	0	0	0	99	3	3	11	0	0	110	3	2.7
DISTRICT TOTALS (ALTERNATIVE SCHOOLS ONLY)																		
DISTRICT TOTAL MALE	0	0	0	0	0	0	0	0	0	0	0	0	0	0	0	0	0	0
DISTRICT TOTAL FEMALE	0	0	0	0	0	0	0	0	0	0	0	0	0	0	0	0	0	0
DISTRICT TOTAL	0	0	0	0	0	0	0	0	0	0	0	0	0	0	0	0	0	0
DISTRICT:	1860	BUFFALO RE-4																
DISTRICT TOTALS (INCLUDING ALTERNATIVE SCHOOLS)																		
7TH GRADE MALE	0	0	0	1	0	0	0	0	0	12	0	0	1	0	0	14	0	0
7TH GRADE FEMALE	0	0	0	0	0	0	0	0	0	14	0	0	0	0	0	14	0	0
7TH GRADE TOTAL	0	0	0	1	0	0	0	0	0	26	0	0	1	0	0	28	0	0
8TH GRADE MALE	0	0	0	1	0	0	1	0	0	11	0	0	0	0	0	13	0	0
8TH GRADE FEMALE	0	0	0	0	0	0	0	0	0	8	0	0	0	0	0	8	0	0
8TH GRADE TOTAL	0	0	0	1	0	0	1	0	0	19	0	0	0	0	0	21	0	0
9TH GRADE MALE	0	0	0	0	0	0	0	0	0	14	0	0	0	0	0	14	0	0
9TH GRADE FEMALE	0	0	0	0	0	0	0	0	0	12	0	0	1	0	0	13	0	0
9TH GRADE TOTAL	0	0	0	0	0	0	0	0	0	26	0	0	1	0	0	27	0	0
10TH GRADE MALE	0	0	0	0	0	0	0	0	0	18	0	0	1	0	0	19	0	0
10TH GRADE FEMALE	0	0	0	0	0	0	0	0	0	8	0	0	2	0	0	10	0	0
10TH GRADE TOTAL	0	0	0	0	0	0	0	0	0	26	0	0	3	0	0	29	0	0
11TH GRADE MALE	0	0	0	0	0	0	0	0	0	11	0	0	0	0	0	11	0	0
11TH GRADE FEMALE	0	0	0	0	0	0	0	0	0	16	0	0	0	0	0	16	0	0
11TH GRADE TOTAL	0	0	0	0	0	0	0	0	0	27	0	0	0	0	0	27	0	0
12TH GRADE MALE	0	0	0	0	0	0	0	0	0	12	1	8.3	2	0	0	14	1	7.1
12TH GRADE FEMALE	0	0	0	0	0	0	0	0	0	11	0	0	0	0	0	11	0	0
12TH GRADE TOTAL	0	0	0	0	0	0	0	0	0	23	1	4.3	2	0	0	25	1	4
DISTRICT TOTAL MALE	0	0	0	2	0	0	1	0	0	78	1	1.3	4	0	0	85	1	1.2
DISTRICT TOTAL FEMALE	0	0	0	0	0	0	0	0	0	69	0	0	3	0	0	72	0	0
DISTRICT TOTAL	0	0	0	2	0	0	1	0	0	147	1	0.7	7	0	0	157	1	0.6
DISTRICT TOTALS (EXCLUDING ALTERNATIVE SCHOOLS)																		
7TH GRADE MALE	0	0	0	1	0	0	0	0	0	12	0	0	1	0	0	14	0	0
7TH GRADE FEMALE	0	0	0	0	0	0	0	0	0	14	0	0	0	0	0	14	0	0
7TH GRADE TOTAL	0	0	0	1	0	0	0	0	0	26	0	0	1	0	0	28	0	0
8TH GRADE MALE	0	0	0	1	0	0	1	0	0	11	0	0	0	0	0	13	0	0
8TH GRADE FEMALE	0	0	0	0	0	0	0	0	0	8	0	0	0	0	0	8	0	0
8TH GRADE TOTAL	0	0	0	1	0	0	1	0	0	19	0	0	0	0	0	21	0	0
9TH GRADE MALE	0	0	0	0	0	0	0	0	0	14	0	0	0	0	0	14	0	0
9TH GRADE FEMALE	0	0	0	0	0	0	0	0	0	12	0	0	1	0	0	13	0	0
9TH GRADE TOTAL	0	0	0	0	0	0	0	0	0	26	0	0	1	0	0	27	0	0
10TH GRADE MALE	0	0	0	0	0	0	0	0	0	18	0	0	1	0	0	19	0	0
10TH GRADE FEMALE	0	0	0	0	0	0	0	0	0	8	0	0	2	0	0	10	0	0



2/5/2006 COLORADO DEPARTMENT OF EDUCATION PAGE : 1
 2003-2004 STATE DROPOUT COUNTS BY DISTRICT

	AMERICAN INDIAN OR ALASKAN NATIVE	AMERICAN INDIAN OR ALASKAN NATIVE	AMERICAN INDIAN OR ALASKAN NATIVE	ASIAN PACIFIC ISLANDER	ASIAN PACIFIC ISLANDER	ASIAN PACIFIC ISLANDER	BLACK NOT OF HISPANIC ORIGIN	BLACK NOT OF HISPANIC ORIGIN	BLACK NOT OF HISPANIC ORIGIN	WHITE NOT OF HISPANIC ORIGIN	WHITE NOT OF HISPANIC ORIGIN	WHITE NOT OF HISPANIC ORIGIN	HISPANIC PUPIL COUNT	HISPANIC DROPOUTS	HISPANIC DROPOUT RATE	TOTALS PUPIL COUNT	TOTALS DROPOUTS	TOTALS DROPOUT RATE
10TH GRADE TOTAL	0	0	0	0	0	0	0	0	0	26	0	0	3	0	0	29	0	0
11TH GRADE MALE	0	0	0	0	0	0	0	0	0	11	0	0	0	0	0	11	0	0
11TH GRADE FEMALE	0	0	0	0	0	0	0	0	0	16	0	0	0	0	0	16	0	0
11TH GRADE TOTAL	0	0	0	0	0	0	0	0	0	27	0	0	0	0	0	27	0	0
12TH GRADE MALE	0	0	0	0	0	0	0	0	0	12	1	8.3	2	0	0	14	1	7.1
12TH GRADE FEMALE	0	0	0	0	0	0	0	0	0	11	0	0	0	0	0	11	0	0
12TH GRADE TOTAL	0	0	0	0	0	0	0	0	0	23	1	4.3	2	0	0	25	1	4
DISTRICT TOTAL MALE	0	0	0	2	0	0	1	0	0	78	1	1.3	4	0	0	85	1	1.2
DISTRICT TOTAL FEMALE	0	0	0	0	0	0	0	0	0	69	0	0	3	0	0	72	0	0
DISTRICT TOTAL	0	0	0	2	0	0	1	0	0	147	1	0.7	7	0	0	157	1	0.6
DISTRICT TOTALS (ALTERNATIVE SCHOOLS ONLY)																		
DISTRICT TOTAL MALE	0	0	0	0	0	0	0	0	0	0	0	0	0	0	0	0	0	0
DISTRICT TOTAL FEMALE	0	0	0	0	0	0	0	0	0	0	0	0	0	0	0	0	0	0
DISTRICT TOTAL	0	0	0	0	0	0	0	0	0	0	0	0	0	0	0	0	0	0
DISTRICT:	1870	PLATEAU RE-5																
DISTRICT TOTALS (INCLUDING ALTERNATIVE SCHOOLS)																		
7TH GRADE MALE	0	0	0	0	0	0	0	0	0	6	0	0	0	0	0	6	0	0
7TH GRADE FEMALE	0	0	0	0	0	0	0	0	0	7	0	0	0	0	0	7	0	0
7TH GRADE TOTAL	0	0	0	0	0	0	0	0	0	13	0	0	0	0	0	13	0	0
8TH GRADE MALE	0	0	0	0	0	0	0	0	0	12	0	0	1	0	0	13	0	0
8TH GRADE FEMALE	0	0	0	0	0	0	0	0	0	1	0	0	0	0	0	1	0	0
8TH GRADE TOTAL	0	0	0	0	0	0	0	0	0	13	0	0	1	0	0	14	0	0
9TH GRADE MALE	0	0	0	0	0	0	0	0	0	10	0	0	0	0	0	10	0	0
9TH GRADE FEMALE	0	0	0	0	0	0	0	0	0	7	0	0	1	0	0	8	0	0
9TH GRADE TOTAL	0	0	0	0	0	0	0	0	0	17	0	0	1	0	0	18	0	0
10TH GRADE MALE	0	0	0	0	0	0	0	0	0	9	0	0	0	0	0	9	0	0
10TH GRADE FEMALE	0	0	0	0	0	0	0	0	0	5	0	0	0	0	0	5	0	0
10TH GRADE TOTAL	0	0	0	0	0	0	0	0	0	14	0	0	0	0	0	14	0	0
11TH GRADE MALE	0	0	0	0	0	0	0	0	0	9	0	0	0	0	0	9	0	0
11TH GRADE FEMALE	0	0	0	0	0	0	0	0	0	12	0	0	0	0	0	12	0	0
11TH GRADE TOTAL	0	0	0	0	0	0	0	0	0	21	0	0	0	0	0	21	0	0
12TH GRADE MALE	0	0	0	0	0	0	0	0	0	8	0	0	0	0	0	8	0	0
12TH GRADE FEMALE	0	0	0	0	0	0	0	0	0	10	0	0	0	0	0	10	0	0
12TH GRADE TOTAL	0	0	0	0	0	0	0	0	0	18	0	0	0	0	0	18	0	0
DISTRICT TOTAL MALE	0	0	0	0	0	0	0	0	0	54	0	0	1	0	0	55	0	0
DISTRICT TOTAL FEMALE	0	0	0	0	0	0	0	0	0	42	0	0	1	0	0	43	0	0
DISTRICT TOTAL	0	0	0	0	0	0	0	0	0	96	0	0	2	0	0	98	0	0
DISTRICT TOTALS (EXCLUDING ALTERNATIVE SCHOOLS)																		
7TH GRADE MALE	0	0	0	0	0	0	0	0	0	6	0	0	0	0	0	6	0	0
7TH GRADE FEMALE	0	0	0	0	0	0	0	0	0	7	0	0	0	0	0	7	0	0
7TH GRADE TOTAL	0	0	0	0	0	0	0	0	0	13	0	0	0	0	0	13	0	0
8TH GRADE MALE	0	0	0	0	0	0	0	0	0	12	0	0	1	0	0	13	0	0
8TH GRADE FEMALE	0	0	0	0	0	0	0	0	0	1	0	0	0	0	0	1	0	0
8TH GRADE TOTAL	0	0	0	0	0	0	0	0	0	13	0	0	1	0	0	14	0	0
9TH GRADE MALE	0	0	0	0	0	0	0	0	0	10	0	0	0	0	0	10	0	0
9TH GRADE FEMALE	0	0	0	0	0	0	0	0	0	7	0	0	1	0	0	8	0	0
9TH GRADE TOTAL	0	0	0	0	0	0	0	0	0	17	0	0	1	0	0	18	0	0
10TH GRADE MALE	0	0	0	0	0	0	0	0	0	9	0	0	0	0	0	9	0	0
10TH GRADE FEMALE	0	0	0	0	0	0	0	0	0	5	0	0	0	0	0	5	0	0




2/5/2006 COLORADO DEPARTMENT OF EDUCATION PAGE : 1
 2003-2004 STATE DROPOUT COUNTS BY DISTRICT

	AMERICAN INDIAN OR ALASKAN NATIVE	AMERICAN INDIAN OR ALASKAN NATIVE	AMERICAN INDIAN OR ALASKAN NATIVE	ASIAN PACIFIC ISLANDER	ASIAN PACIFIC ISLANDER	ASIAN PACIFIC ISLANDER	BLACK NOT OF HISPANIC ORIGIN	BLACK NOT OF HISPANIC ORIGIN	BLACK NOT OF HISPANIC ORIGIN	WHITE NOT OF HISPANIC ORIGIN	WHITE NOT OF HISPANIC ORIGIN	WHITE NOT OF HISPANIC ORIGIN	HISPANIC PUPIL COUNT	HISPANIC DROPOUTS	HISPANIC DROPOUT RATE	TOTALS PUPIL COUNT	TOTALS DROPOUTS	TOTALS DROPOUT RATE
10TH GRADE TOTAL	0	0	0	0	0	0	0	0	0	14	0	0	0	0	0	14	0	0
11TH GRADE MALE	0	0	0	0	0	0	0	0	0	9	0	0	0	0	0	9	0	0
11TH GRADE FEMALE	0	0	0	0	0	0	0	0	0	12	0	0	0	0	0	12	0	0
11TH GRADE TOTAL	0	0	0	0	0	0	0	0	0	21	0	0	0	0	0	21	0	0
12TH GRADE MALE	0	0	0	0	0	0	0	0	0	8	0	0	0	0	0	8	0	0
12TH GRADE FEMALE	0	0	0	0	0	0	0	0	0	10	0	0	0	0	0	10	0	0
12TH GRADE TOTAL	0	0	0	0	0	0	0	0	0	18	0	0	0	0	0	18	0	0
DISTRICT TOTAL MALE	0	0	0	0	0	0	0	0	0	54	0	0	1	0	0	55	0	0
DISTRICT TOTAL FEMALE	0	0	0	0	0	0	0	0	0	42	0	0	1	0	0	43	0	0
DISTRICT TOTAL	0	0	0	0	0	0	0	0	0	96	0	0	2	0	0	98	0	0
DISTRICT TOTALS (ALTERNATIVE SCHOOLS ONLY)																		
DISTRICT TOTAL MALE	0	0	0	0	0	0	0	0	0	0	0	0	0	0	0	0	0	0
DISTRICT TOTAL FEMALE	0	0	0	0	0	0	0	0	0	0	0	0	0	0	0	0	0	0
DISTRICT TOTAL	0	0	0	0	0	0	0	0	0	0	0	0	0	0	0	0	0	0
COUNTY :	39		MESA															
DISTRICT:	1980		DE BEQUE 49JT															
DISTRICT TOTALS (INCLUDING ALTERNATIVE SCHOOLS)																		
7TH GRADE MALE	0	0	0	0	0	0	0	0	0	7	0	0	0	0	0	7	0	0
7TH GRADE FEMALE	0	0	0	0	0	0	0	0	0	4	0	0	0	0	0	4	0	0
7TH GRADE TOTAL	0	0	0	0	0	0	0	0	0	11	0	0	0	0	0	11	0	0
8TH GRADE MALE	0	0	0	0	0	0	0	0	0	7	3	42.9	1	0	0	8	3	37.5
8TH GRADE FEMALE	1	0	0	0	0	0	0	0	0	6	1	16.7	0	0	0	7	1	14.3
8TH GRADE TOTAL	1	0	0	0	0	0	0	0	0	13	4	30.8	1	0	0	15	4	26.7
9TH GRADE MALE	0	0	0	0	0	0	0	0	0	10	3	30	1	0	0	11	3	27.3
9TH GRADE FEMALE	0	0	0	0	0	0	0	0	0	4	1	25	1	0	0	5	1	20
9TH GRADE TOTAL	0	0	0	0	0	0	0	0	0	14	4	28.6	2	0	0	16	4	25
10TH GRADE MALE	0	0	0	0	0	0	0	0	0	5	3	60	0	0	0	5	3	60
10TH GRADE FEMALE	1	0	0	0	0	0	0	0	0	13	2	15.4	2	1	50	16	3	18.8
10TH GRADE TOTAL	1	0	0	0	0	0	0	0	0	18	5	27.8	2	1	50	21	6	28.6
11TH GRADE MALE	0	0	0	0	0	0	0	0	0	11	2	18.2	1	1	100	12	3	25
11TH GRADE FEMALE	1	0	0	0	0	0	0	0	0	9	0	0	0	0	0	10	0	0
11TH GRADE TOTAL	1	0	0	0	0	0	0	0	0	20	2	10	1	1	100	22	3	13.6
12TH GRADE MALE	0	0	0	0	0	0	0	0	0	12	0	0	1	0	0	13	0	0
12TH GRADE FEMALE	0	0	0	0	0	0	0	0	0	9	0	0	1	0	0	10	0	0
12TH GRADE TOTAL	0	0	0	0	0	0	0	0	0	21	0	0	2	0	0	23	0	0
DISTRICT TOTAL MALE	0	0	0	0	0	0	0	0	0	52	11	21.2	4	1	25	56	12	21.4
DISTRICT TOTAL FEMALE	3	0	0	0	0	0	0	0	0	45	4	8.9	4	1	25	52	5	9.6
DISTRICT TOTAL	3	0	0	0	0	0	0	0	0	97	15	15.5	8	2	25	108	17	15.7
DISTRICT TOTALS (EXCLUDING ALTERNATIVE SCHOOLS)																		
7TH GRADE MALE	0	0	0	0	0	0	0	0	0	7	0	0	0	0	0	7	0	0
7TH GRADE FEMALE	0	0	0	0	0	0	0	0	0	4	0	0	0	0	0	4	0	0
7TH GRADE TOTAL	0	0	0	0	0	0	0	0	0	11	0	0	0	0	0	11	0	0
8TH GRADE MALE	0	0	0	0	0	0	0	0	0	7	3	42.9	1	0	0	8	3	37.5
8TH GRADE FEMALE	1	0	0	0	0	0	0	0	0	6	1	16.7	0	0	0	7	1	14.3
8TH GRADE TOTAL	1	0	0	0	0	0	0	0	0	13	4	30.8	1	0	0	15	4	26.7
9TH GRADE MALE	0	0	0	0	0	0	0	0	0	10	3	30	1	0	0	11	3	27.3
9TH GRADE FEMALE	0	0	0	0	0	0	0	0	0	4	1	25	1	0	0	5	1	20
9TH GRADE TOTAL	0	0	0	0	0	0	0	0	0	14	4	28.6	2	0	0	16	4	25
10TH GRADE MALE	0	0	0	0	0	0	0	0	0	5	3	60	0	0	0	5	3	60




2/5/2006 COLORADO DEPARTMENT OF EDUCATION PAGE : 1
 2003-2004 STATE DROPOUT COUNTS BY DISTRICT

	AMERICAN INDIAN OR ALASKAN NATIVE	AMERICAN INDIAN OR ALASKAN NATIVE	AMERICAN INDIAN OR ALASKAN NATIVE	ASIAN PACIFIC ISLANDER	ASIAN PACIFIC ISLANDER	ASIAN PACIFIC ISLANDER	BLACK NOT OF HISPANIC ORIGIN	BLACK NOT OF HISPANIC ORIGIN	BLACK NOT OF HISPANIC ORIGIN	WHITE NOT OF HISPANIC ORIGIN	WHITE NOT OF HISPANIC ORIGIN	WHITE NOT OF HISPANIC ORIGIN	HISPANIC PUPIL COUNT	HISPANIC DROPOUTS	HISPANIC DROPOUT RATE	TOTALS PUPIL COUNT	TOTALS DROPOUTS	TOTALS DROPOUT RATE	
10TH GRADE FEMALE	1	0	0	0	0	0	0	0	0	13	2	15.4	2	1	50	16	3	18.8	
10TH GRADE TOTAL	1	0	0	0	0	0	0	0	0	18	5	27.8	2	1	50	21	6	28.6	
11TH GRADE MALE	0	0	0	0	0	0	0	0	0	11	2	18.2	1	1	100	12	3	25	
11TH GRADE FEMALE	1	0	0	0	0	0	0	0	0	9	0	0	0	0	0	10	0	0	
11TH GRADE TOTAL	1	0	0	0	0	0	0	0	0	20	2	10	1	1	100	22	3	13.6	
12TH GRADE MALE	0	0	0	0	0	0	0	0	0	12	0	0	1	0	0	13	0	0	
12TH GRADE FEMALE	0	0	0	0	0	0	0	0	0	9	0	0	1	0	0	10	0	0	
12TH GRADE TOTAL	0	0	0	0	0	0	0	0	0	21	0	0	2	0	0	23	0	0	
DISTRICT TOTAL MALE	0	0	0	0	0	0	0	0	0	52	11	21.2	4	1	25	56	12	21.4	
DISTRICT TOTAL FEMALE	3	0	0	0	0	0	0	0	0	45	4	8.9	4	1	25	52	5	9.6	
DISTRICT TOTAL	3	0	0	0	0	0	0	0	0	97	15	15.5	8	2	25	108	17	15.7	
DISTRICT TOTALS (ALTERNATIVE SCHOOLS ONLY)																			
DISTRICT TOTAL MALE	0	0	0	0	0	0	0	0	0	0	0	0	0	0	0	0	0	0	
DISTRICT TOTAL FEMALE	0	0	0	0	0	0	0	0	0	0	0	0	0	0	0	0	0	0	
DISTRICT TOTAL	0	0	0	0	0	0	0	0	0	0	0	0	0	0	0	0	0	0	
DISTRICT: 1990 PLATEAU VALLEY 50																			
DISTRICT TOTALS (INCLUDING ALTERNATIVE SCHOOLS)																			
7TH GRADE MALE	0	0	0	0	0	0	0	0	0	21	0	0	0	0	0	21	0	0	
7TH GRADE FEMALE	1	0	0	0	0	0	0	0	0	11	0	0	2	1	50	14	1	7.1	
7TH GRADE TOTAL	1	0	0	0	0	0	0	0	0	32	0	0	2	1	50	35	1	2.9	
8TH GRADE MALE	1	0	0	1	0	0	0	0	0	18	0	0	2	0	0	22	0	0	
8TH GRADE FEMALE	0	0	0	0	0	0	0	0	0	11	0	0	1	0	0	12	0	0	
8TH GRADE TOTAL	1	0	0	1	0	0	0	0	0	29	0	0	3	0	0	34	0	0	
9TH GRADE MALE	2	2	100	1	0	0	12	5	41.7	75	16	21.3	18	7	38.9	108	30	27.8	
9TH GRADE FEMALE	0	0	0	1	0	0	6	3	50	56	11	19.6	17	3	17.6	80	17	21.3	
9TH GRADE TOTAL	2	2	100	2	0	0	18	8	44.4	131	27	20.6	35	10	28.6	188	47	25	
10TH GRADE MALE	3	2	66.7	1	0	0	8	2	25	28	6	21.4	10	3	30	50	13	26	
10TH GRADE FEMALE	3	1	33.3	1	0	0	1	0	0	24	5	20.8	14	2	14.3	43	8	18.6	
10TH GRADE TOTAL	6	3	50	2	0	0	9	2	22.2	52	11	21.2	24	5	20.8	93	21	22.6	
11TH GRADE MALE	1	1	100	1	0	0	2	0	0	18	4	22.2	16	9	56.3	38	14	36.8	
11TH GRADE FEMALE	1	0	0	1	0	0	9	5	55.6	14	2	14.3	10	2	20	35	9	25.7	
11TH GRADE TOTAL	2	1	50	2	0	0	11	5	45.5	32	6	18.8	26	11	42.3	73	23	31.5	
12TH GRADE MALE	4	1	25	3	0	0	5	0	0	44	2	4.5	13	1	7.7	69	4	5.8	
12TH GRADE FEMALE	1	0	0	1	0	0	4	0	0	14	0	0	6	0	0	26	0	0	
12TH GRADE TOTAL	5	1	20	4	0	0	9	0	0	58	2	3.4	19	1	5.3	95	4	4.2	
DISTRICT TOTAL MALE	11	6	54.5	7	0	0	27	7	25.9	204	28	13.7	59	20	33.9	308	61	19.8	
DISTRICT TOTAL FEMALE	6	1	16.7	4	0	0	20	8	40	130	18	13.8	50	8	16	210	35	16.7	
DISTRICT TOTAL	17	7	41.2	11	0	0	47	15	31.9	334	46	13.8	109	28	25.7	518	96	18.5	
DISTRICT TOTALS (EXCLUDING ALTERNATIVE SCHOOLS)																			
7TH GRADE MALE	0	0	0	0	0	0	0	0	0	21	0	0	0	0	0	21	0	0	
7TH GRADE FEMALE	1	0	0	0	0	0	0	0	0	11	0	0	2	1	50	14	1	7.1	
7TH GRADE TOTAL	1	0	0	0	0	0	0	0	0	32	0	0	2	1	50	35	1	2.9	
8TH GRADE MALE	1	0	0	1	0	0	0	0	0	18	0	0	2	0	0	22	0	0	
8TH GRADE FEMALE	0	0	0	0	0	0	0	0	0	11	0	0	1	0	0	12	0	0	
8TH GRADE TOTAL	1	0	0	1	0	0	0	0	0	29	0	0	3	0	0	34	0	0	
9TH GRADE MALE	0	0	0	0	0	0	0	0	0	26	1	3.8	4	1	25	30	2	6.7	
9TH GRADE FEMALE	0	0	0	0	0	0	0	0	0	15	0	0	2	0	0	17	0	0	
9TH GRADE TOTAL	0	0	0	0	0	0	0	0	0	41	1	2.4	6	1	16.7	47	2	4.3	
10TH GRADE MALE	0	0	0	1	0	0	0	0	0	13	0	0	2	1	50	16	1	6.3	



2/5/2006 COLORADO DEPARTMENT OF EDUCATION PAGE : 1
 2003-2004 STATE DROPOUT COUNTS BY DISTRICT

	AMERICAN INDIAN OR ALASKAN NATIVE	AMERICAN INDIAN OR ALASKAN NATIVE	AMERICAN INDIAN OR ALASKAN NATIVE	ASIAN PACIFIC ISLANDER	ASIAN PACIFIC ISLANDER	ASIAN PACIFIC ISLANDER	BLACK NOT OF HISPANIC ORIGIN	BLACK NOT OF HISPANIC ORIGIN	BLACK NOT OF HISPANIC ORIGIN	WHITE NOT OF HISPANIC ORIGIN	WHITE NOT OF HISPANIC ORIGIN	WHITE NOT OF HISPANIC ORIGIN	HISPANIC PUPIL COUNT	HISPANIC DROPOUTS	HISPANIC DROPOUT RATE	TOTALS PUPIL COUNT	TOTALS DROPOUTS	TOTALS DROPOUT RATE	
10TH GRADE FEMALE	1	0	0	0	0	0	0	0	0	15	1	6.7	4	0	0	20	1	5	
10TH GRADE TOTAL	1	0	0	1	0	0	0	0	0	28	1	3.6	6	1	16.7	36	2	5.6	
11TH GRADE MALE	0	0	0	0	0	0	0	0	0	9	1	11.1	3	0	0	12	1	8.3	
11TH GRADE FEMALE	0	0	0	1	0	0	1	0	0	10	0	0	0	0	0	12	0	0	
11TH GRADE TOTAL	0	0	0	1	0	0	1	0	0	19	1	5.3	3	0	0	24	1	4.2	
12TH GRADE MALE	1	1	100	0	0	0	0	0	0	19	1	5.3	2	0	0	22	2	9.1	
12TH GRADE FEMALE	0	0	0	0	0	0	0	0	0	4	0	0	1	0	0	5	0	0	
12TH GRADE TOTAL	1	1	100	0	0	0	0	0	0	23	1	4.3	3	0	0	27	2	7.4	
DISTRICT TOTAL MALE	2	1	50	2	0	0	0	0	0	106	3	2.8	13	2	15.4	123	6	4.9	
DISTRICT TOTAL FEMALE	2	0	0	1	0	0	1	0	0	66	1	1.5	10	1	10	80	2	2.5	
DISTRICT TOTAL	4	1	25	3	0	0	1	0	0	172	4	2.3	23	3	13	203	8	3.9	
DISTRICT TOTALS (ALTERNATIVE SCHOOLS ONLY)																			
9TH GRADE MALE	2	2	100	1	0	0	12	5	41.7	49	15	30.6	14	6	42.9	78	28	35.9	
9TH GRADE FEMALE	0	0	0	1	0	0	6	3	50	41	11	26.8	15	3	20	63	17	27	
9TH GRADE TOTAL	2	2	100	2	0	0	18	8	44.4	90	26	28.9	29	9	31	141	45	31.9	
10TH GRADE MALE	3	2	66.7	0	0	0	8	2	25	15	6	40	8	2	25	34	12	35.3	
10TH GRADE FEMALE	2	1	50	1	0	0	1	0	0	9	4	44.4	10	2	20	23	7	30.4	
10TH GRADE TOTAL	5	3	60	1	0	0	9	2	22.2	24	10	41.7	18	4	22.2	57	19	33.3	
11TH GRADE MALE	1	1	100	1	0	0	2	0	0	9	3	33.3	13	9	69.2	26	13	50	
11TH GRADE FEMALE	1	0	0	0	0	0	8	5	62.5	4	2	50	10	2	20	23	9	39.1	
11TH GRADE TOTAL	2	1	50	1	0	0	10	5	50	13	5	38.5	23	11	47.8	49	22	44.9	
12TH GRADE MALE	3	0	0	3	0	0	5	0	0	25	1	4	11	1	9.1	47	2	4.3	
12TH GRADE FEMALE	1	0	0	1	0	0	4	0	0	10	0	0	5	0	0	21	0	0	
12TH GRADE TOTAL	4	0	0	4	0	0	9	0	0	35	1	2.9	16	1	6.3	68	2	2.9	
DISTRICT TOTAL MALE	9	5	55.6	5	0	0	27	7	25.9	98	25	25.5	46	18	39.1	185	55	29.7	
DISTRICT TOTAL FEMALE	4	1	25	3	0	0	19	8	42.1	64	17	26.6	40	7	17.5	130	33	25.4	
DISTRICT TOTAL	13	6	46.2	8	0	0	46	15	32.6	162	42	25.9	86	25	29.1	315	88	27.9	
DISTRICT: 2000 MESA COUNTY VALLEY 51																			
DISTRICT TOTALS (INCLUDING ALTERNATIVE SCHOOLS)																			
7TH GRADE MALE	7	0	0	9	0	0	10	0	0	703	2	0.3	140	1	0.7	869	3	0.3	
7TH GRADE FEMALE	9	0	0	8	0	0	6	0	0	681	0	0	132	0	0	836	0	0	
7TH GRADE TOTAL	16	0	0	17	0	0	16	0	0	1,384	2	0.1	272	1	0.4	1,705	3	0.2	
8TH GRADE MALE	11	1	9.1	7	1	14.3	8	0	0	708	5	0.7	131	1	0.8	865	8	0.9	
8TH GRADE FEMALE	10	0	0	6	0	0	6	0	0	723	5	0.7	153	2	1.3	898	7	0.8	
8TH GRADE TOTAL	21	1	4.8	13	1	7.7	14	0	0	1,431	10	0.7	284	3	1.1	1,763	15	0.9	
9TH GRADE MALE	16	0	0	10	0	0	6	2	33.3	812	37	4.6	173	13	7.5	1,017	52	5.1	
9TH GRADE FEMALE	14	0	0	12	1	8.3	13	2	15.4	762	22	2.9	127	5	3.9	928	30	3.2	
9TH GRADE TOTAL	30	0	0	22	1	4.5	19	4	21.1	1,574	59	3.7	300	18	6	1,945	82	4.2	
10TH GRADE MALE	11	1	9.1	7	1	14.3	9	1	11.1	798	56	7	143	17	11.9	968	76	7.9	
10TH GRADE FEMALE	10	1	10	10	0	0	8	2	25	739	42	5.7	120	13	10.8	887	58	6.5	
10TH GRADE TOTAL	21	2	9.5	17	1	5.9	17	3	17.6	1,537	98	6.4	263	30	11.4	1,855	134	7.2	
11TH GRADE MALE	12	1	8.3	3	0	0	6	1	16.7	695	55	7.9	113	17	15	829	74	8.9	
11TH GRADE FEMALE	13	3	23.1	13	0	0	10	1	10	723	48	6.6	110	16	14.5	869	68	7.8	
11TH GRADE TOTAL	25	4	16	16	0	0	16	2	12.5	1,418	103	7.3	223	33	14.8	1,698	142	8.4	
12TH GRADE MALE	14	1	7.1	7	0	0	10	0	0	696	39	5.6	82	10	12.2	809	50	6.2	
12TH GRADE FEMALE	10	1	10	10	0	0	7	0	0	669	27	4	86	11	12.8	782	39	5	
12TH GRADE TOTAL	24	2	8.3	17	0	0	17	0	0	1,365	66	4.8	168	21	12.5	1,591	89	5.6	
DISTRICT TOTAL MALE	71	4	5.6	43	2	4.7	49	4	8.2	4,412	194	4.4	782	59	7.5	5,357	263	4.9	
DISTRICT TOTAL FEMALE	66	5	7.6	59	1	1.7	50	5	10	4,297	144	3.4	728	47	6.5	5,200	202	3.9	




2/5/2006 COLORADO DEPARTMENT OF EDUCATION PAGE : 1
 2003-2004 STATE DROPOUT COUNTS BY DISTRICT

	AMERICAN INDIAN OR ALASKAN NATIVE	AMERICAN INDIAN OR ALASKAN NATIVE	AMERICAN INDIAN OR ALASKAN NATIVE	ASIAN PACIFIC ISLANDER	ASIAN PACIFIC ISLANDER	ASIAN PACIFIC ISLANDER	BLACK NOT OF HISPANIC ORIGIN	BLACK NOT OF HISPANIC ORIGIN	BLACK NOT OF HISPANIC ORIGIN	WHITE NOT OF HISPANIC ORIGIN	WHITE NOT OF HISPANIC ORIGIN	WHITE NOT OF HISPANIC ORIGIN	HISPANIC PUPIL COUNT	HISPANIC DROPOUTS	HISPANIC DROPOUT RATE	TOTALS PUPIL COUNT	TOTALS DROPOUTS	TOTALS DROPOUT RATE	
DISTRICT TOTAL	137	9	6.6	102	3	2.9	99	9	9.1	8,709	338	3.9	1,510	106	7	10,557	465	4.4	
DISTRICT TOTALS (EXCLUDING ALTERNATIVE SCHOOLS)																			
7TH GRADE MALE	7	0	0	9	0	0	10	0	0	698	2	0.3	140	1	0.7	864	3	0.3	
7TH GRADE FEMALE	8	0	0	7	0	0	6	0	0	678	0	0	132	0	0	831	0	0	
7TH GRADE TOTAL	15	0	0	16	0	0	16	0	0	1,376	2	0.1	272	1	0.4	1,695	3	0.2	
8TH GRADE MALE	11	1	9.1	7	1	14.3	8	0	0	703	4	0.6	130	1	0.8	859	7	0.8	
8TH GRADE FEMALE	10	0	0	6	0	0	5	0	0	716	5	0.7	153	2	1.3	890	7	0.8	
8TH GRADE TOTAL	21	1	4.8	13	1	7.7	13	0	0	1,419	9	0.6	283	3	1.1	1,749	14	0.8	
9TH GRADE MALE	16	0	0	10	0	0	5	1	20	785	31	3.9	163	8	4.9	979	40	4.1	
9TH GRADE FEMALE	13	0	0	12	1	8.3	13	2	15.4	720	12	1.7	119	1	0.8	877	16	1.8	
9TH GRADE TOTAL	29	0	0	22	1	4.5	18	3	16.7	1,505	43	2.9	282	9	3.2	1,856	56	3	
10TH GRADE MALE	9	0	0	7	1	14.3	8	1	12.5	718	35	4.9	130	14	10.8	872	51	5.8	
10TH GRADE FEMALE	8	0	0	10	0	0	8	2	25	661	19	2.9	101	8	7.9	788	29	3.7	
10TH GRADE TOTAL	17	0	0	17	1	5.9	16	3	18.8	1,379	54	3.9	231	22	9.5	1,660	80	4.8	
11TH GRADE MALE	11	1	9.1	3	0	0	6	1	16.7	627	35	5.6	98	9	9.2	745	46	6.2	
11TH GRADE FEMALE	10	1	10	13	0	0	10	1	10	650	29	4.5	94	11	11.7	777	42	5.4	
11TH GRADE TOTAL	21	2	9.5	16	0	0	16	2	12.5	1,277	64	5	192	20	10.4	1,522	88	5.8	
12TH GRADE MALE	13	1	7.7	7	0	0	10	0	0	602	17	2.8	73	6	8.2	705	24	3.4	
12TH GRADE FEMALE	8	1	12.5	10	0	0	6	0	0	574	3	0.5	70	4	5.7	668	8	1.2	
12TH GRADE TOTAL	21	2	9.5	17	0	0	16	0	0	1,176	20	1.7	143	10	7	1,373	32	2.3	
DISTRICT TOTAL MALE	67	3	4.5	43	2	4.7	47	3	6.4	4,133	124	3	734	39	5.3	5,024	171	3.4	
DISTRICT TOTAL FEMALE	57	2	3.5	58	1	1.7	48	5	10.4	3,999	68	1.7	669	26	3.9	4,831	102	2.1	
DISTRICT TOTAL	124	5	4	101	3	3	95	8	8.4	8,132	192	2.4	1,403	65	4.6	9,855	273	2.8	
DISTRICT TOTALS (ALTERNATIVE SCHOOLS ONLY)																			
7TH GRADE MALE	0	0	0	0	0	0	0	0	0	5	0	0	0	0	0	5	0	0	
7TH GRADE FEMALE	1	0	0	1	0	0	0	0	0	3	0	0	0	0	0	5	0	0	
7TH GRADE TOTAL	1	0	0	1	0	0	0	0	0	8	0	0	0	0	0	10	0	0	
8TH GRADE MALE	0	0	0	0	0	0	0	0	0	5	1	20	1	0	0	6	1	16.7	
8TH GRADE FEMALE	0	0	0	0	0	0	1	0	0	7	0	0	0	0	0	8	0	0	
8TH GRADE TOTAL	0	0	0	0	0	0	1	0	0	12	1	8.3	1	0	0	14	1	7.1	
9TH GRADE MALE	0	0	0	0	0	0	1	1	100	27	6	22.2	10	5	50	38	12	31.6	
9TH GRADE FEMALE	1	0	0	0	0	0	0	0	0	42	10	23.8	8	4	50	51	14	27.5	
9TH GRADE TOTAL	1	0	0	0	0	0	1	1	100	69	16	23.2	18	9	50	89	26	29.2	
10TH GRADE MALE	2	1	50	0	0	0	1	0	0	80	21	26.3	13	3	23.1	96	25	26	
10TH GRADE FEMALE	2	1	50	0	0	0	0	0	0	78	23	29.5	19	5	26.3	99	29	29.3	
10TH GRADE TOTAL	4	2	50	0	0	0	1	0	0	158	44	27.8	32	8	25	195	54	27.7	
11TH GRADE MALE	1	0	0	0	0	0	0	0	0	68	20	29.4	15	8	53.3	84	28	33.3	
11TH GRADE FEMALE	3	2	66.7	0	0	0	0	0	0	73	19	26	16	5	31.3	92	26	28.3	
11TH GRADE TOTAL	4	2	50	0	0	0	0	0	0	141	39	27.7	31	13	41.9	176	54	30.7	
12TH GRADE MALE	1	0	0	0	0	0	0	0	0	94	22	23.4	9	4	44.4	104	26	25	
12TH GRADE FEMALE	2	0	0	0	0	0	1	0	0	95	24	25.3	16	7	43.8	114	31	27.2	
12TH GRADE TOTAL	3	0	0	0	0	0	1	0	0	189	46	24.3	25	11	44	218	57	26.1	
DISTRICT TOTAL MALE	4	1	25	0	0	0	2	1	50	279	70	25.1	48	20	41.7	333	92	27.6	
DISTRICT TOTAL FEMALE	9	3	33.3	1	0	0	2	0	0	298	76	25.5	59	21	35.6	369	100	27.1	
DISTRICT TOTAL	13	4	30.8	1	0	0	4	1	25	577	146	25.3	107	41	38.3	702	192	27.4	
COUNTY :	40 MINERAL																		
DISTRICT:	2010 CREEDE CONSOLIDATED 1																		
DISTRICT TOTALS (INCLUDING ALTERNATIVE SCHOOLS)																			
7TH GRADE MALE	0	0	0	0	0	0	0	0	0	8	0	0	1	0	0	9	0	0	

2/5/2006 COLORADO DEPARTMENT OF EDUCATION PAGE : 1
 2003-2004 STATE DROPOUT COUNTS BY DISTRICT

	AMERICAN INDIAN OR ALASKAN NATIVE	AMERICAN INDIAN OR ALASKAN NATIVE	AMERICAN INDIAN OR ALASKAN NATIVE	ASIAN PACIFIC ISLANDER	ASIAN PACIFIC ISLANDER	ASIAN PACIFIC ISLANDER	BLACK NOT OF HISPANIC ORIGIN	BLACK NOT OF HISPANIC ORIGIN	BLACK NOT OF HISPANIC ORIGIN	WHITE NOT OF HISPANIC ORIGIN	WHITE NOT OF HISPANIC ORIGIN	WHITE NOT OF HISPANIC ORIGIN	HISPANIC PUPIL COUNT	HISPANIC DROPOUTS	HISPANIC DROPOUT RATE	TOTALS PUPIL COUNT	TOTALS DROPOUTS	TOTALS DROPOUT RATE
7TH GRADE FEMALE	0	0	0	0	0	0	0	0	0	3	0	0	0	0	0	3	0	0
7TH GRADE TOTAL	0	0	0	0	0	0	0	0	0	11	0	0	1	0	0	12	0	0
8TH GRADE MALE	0	0	0	0	0	0	1	0	0	9	0	0	0	0	0	10	0	0
8TH GRADE FEMALE	1	0	0	0	0	0	0	0	0	9	0	0	0	0	0	10	0	0
8TH GRADE TOTAL	1	0	0	0	0	0	1	0	0	18	0	0	0	0	0	20	0	0
9TH GRADE MALE	0	0	0	0	0	0	0	0	0	6	0	0	1	0	0	7	0	0
9TH GRADE FEMALE	0	0	0	0	0	0	0	0	0	11	0	0	0	0	0	11	0	0
9TH GRADE TOTAL	0	0	0	0	0	0	0	0	0	17	0	0	1	0	0	18	0	0
10TH GRADE MALE	0	0	0	0	0	0	0	0	0	10	0	0	1	0	0	11	0	0
10TH GRADE FEMALE	0	0	0	0	0	0	0	0	0	6	0	0	0	0	0	6	0	0
10TH GRADE TOTAL	0	0	0	0	0	0	0	0	0	16	0	0	1	0	0	17	0	0
11TH GRADE MALE	0	0	0	0	0	0	0	0	0	10	0	0	1	0	0	11	0	0
11TH GRADE FEMALE	1	0	0	0	0	0	0	0	0	11	0	0	0	0	0	12	0	0
11TH GRADE TOTAL	1	0	0	0	0	0	0	0	0	21	0	0	1	0	0	23	0	0
12TH GRADE MALE	0	0	0	0	0	0	0	0	0	9	0	0	0	0	0	9	0	0
12TH GRADE FEMALE	0	0	0	0	0	0	0	0	0	2	0	0	1	0	0	3	0	0
12TH GRADE TOTAL	0	0	0	0	0	0	0	0	0	11	0	0	1	0	0	12	0	0
DISTRICT TOTAL MALE	0	0	0	0	0	0	1	0	0	52	0	0	4	0	0	57	0	0
DISTRICT TOTAL FEMALE	2	0	0	0	0	0	0	0	0	42	0	0	1	0	0	45	0	0
DISTRICT TOTAL	2	0	0	0	0	0	1	0	0	94	0	0	5	0	0	102	0	0
DISTRICT TOTALS (EXCLUDING ALTERNATIVE SCHOOLS)																		
7TH GRADE MALE	0	0	0	0	0	0	0	0	0	8	0	0	1	0	0	9	0	0
7TH GRADE FEMALE	0	0	0	0	0	0	0	0	0	3	0	0	0	0	0	3	0	0
7TH GRADE TOTAL	0	0	0	0	0	0	0	0	0	11	0	0	1	0	0	12	0	0
8TH GRADE MALE	0	0	0	0	0	0	0	0	0	9	0	0	0	0	0	10	0	0
8TH GRADE FEMALE	1	0	0	0	0	0	0	0	0	9	0	0	0	0	0	10	0	0
8TH GRADE TOTAL	1	0	0	0	0	0	1	0	0	18	0	0	0	0	0	20	0	0
9TH GRADE MALE	0	0	0	0	0	0	0	0	0	6	0	0	1	0	0	7	0	0
9TH GRADE FEMALE	0	0	0	0	0	0	0	0	0	11	0	0	0	0	0	11	0	0
9TH GRADE TOTAL	0	0	0	0	0	0	0	0	0	17	0	0	1	0	0	18	0	0
10TH GRADE MALE	0	0	0	0	0	0	0	0	0	10	0	0	1	0	0	11	0	0
10TH GRADE FEMALE	0	0	0	0	0	0	0	0	0	6	0	0	0	0	0	6	0	0
10TH GRADE TOTAL	0	0	0	0	0	0	0	0	0	16	0	0	1	0	0	17	0	0
11TH GRADE MALE	0	0	0	0	0	0	0	0	0	10	0	0	1	0	0	11	0	0
11TH GRADE FEMALE	1	0	0	0	0	0	0	0	0	11	0	0	0	0	0	12	0	0
11TH GRADE TOTAL	1	0	0	0	0	0	0	0	0	21	0	0	1	0	0	23	0	0
12TH GRADE MALE	0	0	0	0	0	0	0	0	0	9	0	0	0	0	0	9	0	0
12TH GRADE FEMALE	0	0	0	0	0	0	0	0	0	2	0	0	1	0	0	3	0	0
12TH GRADE TOTAL	0	0	0	0	0	0	0	0	0	11	0	0	1	0	0	12	0	0
DISTRICT TOTAL MALE	0	0	0	0	0	0	1	0	0	52	0	0	4	0	0	57	0	0
DISTRICT TOTAL FEMALE	2	0	0	0	0	0	0	0	0	42	0	0	1	0	0	45	0	0
DISTRICT TOTAL	2	0	0	0	0	0	1	0	0	94	0	0	5	0	0	102	0	0
DISTRICT TOTALS (ALTERNATIVE SCHOOLS ONLY)																		
DISTRICT TOTAL MALE	0	0	0	0	0	0	0	0	0	0	0	0	0	0	0	0	0	0
DISTRICT TOTAL FEMALE	0	0	0	0	0	0	0	0	0	0	0	0	0	0	0	0	0	0
DISTRICT TOTAL	0	0	0	0	0	0	0	0	0	0	0	0	0	0	0	0	0	0
COUNTY :	41 MOFFAT																	
DISTRICT:	2020 MOFFAT COUNTY RE:NO 1																	
DISTRICT TOTALS (INCLUDING ALTERNATIVE SCHOOLS)																		



2/5/2006 COLORADO DEPARTMENT OF EDUCATION PAGE : 1
 2003-2004 STATE DROPOUT COUNTS BY DISTRICT


	AMERICAN INDIAN OR ALASKAN NATIVE	AMERICAN INDIAN OR ALASKAN NATIVE	AMERICAN INDIAN OR ALASKAN NATIVE	ASIAN PACIFIC ISLANDER	ASIAN PACIFIC ISLANDER	ASIAN PACIFIC ISLANDER	BLACK NOT OF HISPANIC ORIGIN	BLACK NOT OF HISPANIC ORIGIN	BLACK NOT OF HISPANIC ORIGIN	WHITE NOT OF HISPANIC ORIGIN	WHITE NOT OF HISPANIC ORIGIN	WHITE NOT OF HISPANIC ORIGIN	HISPANIC PUPIL COUNT	HISPANIC DROPOUTS	HISPANIC DROPOUT RATE	TOTALS PUPIL COUNT	TOTALS DROPOUTS	TOTALS DROPOUT RATE	
7TH GRADE MALE	2	0	0	0	0	0	0	0	0	93	0	0	10	0	0	105	0	0	
7TH GRADE FEMALE	5	0	0	0	0	0	1	0	0	87	0	0	14	0	0	107	0	0	
7TH GRADE TOTAL	7	0	0	0	0	0	1	0	0	180	0	0	24	0	0	212	0	0	
8TH GRADE MALE	4	0	0	3	0	0	0	0	0	94	0	0	18	0	0	119	0	0	
8TH GRADE FEMALE	1	0	0	0	0	0	0	0	0	114	1	0.9	11	0	0	126	1	0.8	
8TH GRADE TOTAL	5	0	0	3	0	0	0	0	0	208	1	0.5	29	0	0	245	1	0.4	
9TH GRADE MALE	2	0	0	1	0	0	1	0	0	94	0	0	14	1	7.1	112	1	0.9	
9TH GRADE FEMALE	2	0	0	4	0	0	0	0	0	92	0	0	15	0	0	113	0	0	
9TH GRADE TOTAL	4	0	0	5	0	0	1	0	0	186	0	0	29	1	3.4	225	1	0.4	
10TH GRADE MALE	3	0	0	0	0	0	0	0	0	85	1	1.2	9	0	0	97	1	1	
10TH GRADE FEMALE	2	0	0	1	0	0	0	0	0	95	3	3.2	4	0	0	102	3	2.9	
10TH GRADE TOTAL	5	0	0	1	0	0	0	0	0	180	4	2.2	13	0	0	199	4	2	
11TH GRADE MALE	1	0	0	0	0	0	1	0	0	88	3	3.4	11	2	18.2	101	5	5	
11TH GRADE FEMALE	4	0	0	0	0	0	1	0	0	92	2	2.2	14	2	14.3	111	4	3.6	
11TH GRADE TOTAL	5	0	0	0	0	0	2	0	0	180	5	2.8	25	4	16	212	9	4.2	
12TH GRADE MALE	1	0	0	1	1	100	0	0	0	101	5	5	9	1	11.1	112	7	6.3	
12TH GRADE FEMALE	1	0	0	1	0	0	0	0	0	72	2	2.8	10	1	10	84	3	3.6	
12TH GRADE TOTAL	2	0	0	2	1	50	0	0	0	173	7	4	19	2	10.5	196	10	5.1	
DISTRICT TOTAL MALE	13	0	0	5	1	20	2	0	0	555	9	1.6	71	4	5.6	646	14	2.2	
DISTRICT TOTAL FEMALE	15	0	0	6	0	0	2	0	0	552	8	1.4	68	3	4.4	643	11	1.7	
DISTRICT TOTAL	28	0	0	11	1	9.1	4	0	0	1,107	17	1.5	139	7	5	1,289	25	1.9	
DISTRICT TOTALS (EXCLUDING ALTERNATIVE SCHOOLS)																			
7TH GRADE MALE	2	0	0	0	0	0	0	0	0	93	0	0	10	0	0	105	0	0	
7TH GRADE FEMALE	5	0	0	0	0	0	1	0	0	87	0	0	14	0	0	107	0	0	
7TH GRADE TOTAL	7	0	0	0	0	0	1	0	0	180	0	0	24	0	0	212	0	0	
8TH GRADE MALE	4	0	0	3	0	0	0	0	0	94	0	0	18	0	0	119	0	0	
8TH GRADE FEMALE	1	0	0	0	0	0	0	0	0	114	1	0.9	11	0	0	126	1	0.8	
8TH GRADE TOTAL	5	0	0	3	0	0	0	0	0	208	1	0.5	29	0	0	245	1	0.4	
9TH GRADE MALE	2	0	0	1	0	0	1	0	0	94	0	0	14	1	7.1	112	1	0.9	
9TH GRADE FEMALE	2	0	0	4	0	0	0	0	0	92	0	0	15	0	0	113	0	0	
9TH GRADE TOTAL	4	0	0	5	0	0	1	0	0	186	0	0	29	1	3.4	225	1	0.4	
10TH GRADE MALE	3	0	0	0	0	0	0	0	0	85	1	1.2	9	0	0	97	1	1	
10TH GRADE FEMALE	2	0	0	1	0	0	0	0	0	95	3	3.2	4	0	0	102	3	2.9	
10TH GRADE TOTAL	5	0	0	1	0	0	0	0	0	180	4	2.2	13	0	0	199	4	2	
11TH GRADE MALE	1	0	0	0	0	0	1	0	0	88	3	3.4	11	2	18.2	101	5	5	
11TH GRADE FEMALE	4	0	0	0	0	0	1	0	0	92	2	2.2	14	2	14.3	111	4	3.6	
11TH GRADE TOTAL	5	0	0	0	0	0	2	0	0	180	5	2.8	25	4	16	212	9	4.2	
12TH GRADE MALE	1	0	0	1	1	100	0	0	0	101	5	5	9	1	11.1	112	7	6.3	
12TH GRADE FEMALE	1	0	0	1	0	0	0	0	0	72	2	2.8	10	1	10	84	3	3.6	
12TH GRADE TOTAL	2	0	0	2	1	50	0	0	0	173	7	4	19	2	10.5	196	10	5.1	
DISTRICT TOTAL MALE	13	0	0	5	1	20	2	0	0	555	9	1.6	71	4	5.6	646	14	2.2	
DISTRICT TOTAL FEMALE	15	0	0	6	0	0	2	0	0	552	8	1.4	68	3	4.4	643	11	1.7	
DISTRICT TOTAL	28	0	0	11	1	9.1	4	0	0	1,107	17	1.5	139	7	5	1,289	25	1.9	
DISTRICT TOTALS (ALTERNATIVE SCHOOLS ONLY)																			
DISTRICT TOTAL MALE	0	0	0	0	0	0	0	0	0	0	0	0	0	0	0	0	0	0	
DISTRICT TOTAL FEMALE	0	0	0	0	0	0	0	0	0	0	0	0	0	0	0	0	0	0	
DISTRICT TOTAL	0	0	0	0	0	0	0	0	0	0	0	0	0	0	0	0	0	0	
COUNTY :	42	MONTEZUMA																	
DISTRICT:	2035	MONTEZUMA-CORTEZ RE-1																	

2/5/2006 COLORADO DEPARTMENT OF EDUCATION PAGE : 1
 2003-2004 STATE DROPOUT COUNTS BY DISTRICT

	AMERICAN INDIAN OR ALASKAN NATIVE	AMERICAN INDIAN OR ALASKAN NATIVE	AMERICAN INDIAN OR ALASKAN NATIVE	ASIAN PACIFIC ISLANDER	ASIAN PACIFIC ISLANDER	ASIAN PACIFIC ISLANDER	BLACK NOT OF HISPANIC ORIGIN	BLACK NOT OF HISPANIC ORIGIN	BLACK NOT OF HISPANIC ORIGIN	WHITE NOT OF HISPANIC ORIGIN	WHITE NOT OF HISPANIC ORIGIN	WHITE NOT OF HISPANIC ORIGIN	HISPANIC PUPIL COUNT	HISPANIC DROPOUTS	HISPANIC DROPOUT RATE	TOTALS PUPIL COUNT	TOTALS DROPOUTS	TOTALS DROPOUT RATE
DISTRICT TOTALS (INCLUDING ALTERNATIVE SCHOOLS)																		
7TH GRADE MALE	44	1	2.3	1	0	0	0	0	0	80	1	1.3	17	0	0	142	2	1.4
7TH GRADE FEMALE	33	1	3	2	0	0	3	0	0	91	1	1.1	10	0	0	139	2	1.4
7TH GRADE TOTAL	77	2	2.6	3	0	0	3	0	0	171	2	1.2	27	0	0	281	4	1.4
8TH GRADE MALE	34	1	2.9	0	0	0	3	0	0	88	2	2.3	9	0	0	134	3	2.2
8TH GRADE FEMALE	26	1	3.8	1	0	0	0	0	0	82	1	1.2	21	0	0	130	2	1.5
8TH GRADE TOTAL	60	2	3.3	1	0	0	3	0	0	170	3	1.8	30	0	0	264	5	1.9
9TH GRADE MALE	34	1	2.9	0	0	0	0	0	0	108	2	1.9	16	2	12.5	158	5	3.2
9TH GRADE FEMALE	39	2	5.1	1	0	0	0	0	0	94	3	3.2	16	1	6.3	150	6	4
9TH GRADE TOTAL	73	3	4.1	1	0	0	0	0	0	202	5	2.5	32	3	9.4	308	11	3.6
10TH GRADE MALE	35	1	2.9	1	0	0	1	0	0	96	8	8.3	19	2	10.5	152	11	7.2
10TH GRADE FEMALE	24	4	16.7	0	0	0	2	0	0	105	11	10.5	18	4	22.2	149	19	12.8
10TH GRADE TOTAL	59	5	8.5	1	0	0	3	0	0	201	19	9.5	37	6	16.2	301	30	10
11TH GRADE MALE	30	8	26.7	1	0	0	1	0	0	117	10	8.5	16	3	18.8	165	21	12.7
11TH GRADE FEMALE	26	1	3.8	1	0	0	0	0	0	74	6	8.1	17	1	5.9	118	8	6.8
11TH GRADE TOTAL	56	9	16.1	2	0	0	1	0	0	191	16	8.4	33	4	12.1	283	29	10.2
12TH GRADE MALE	41	12	29.3	0	0	0	0	0	0	100	20	20	37	10	27	178	42	23.6
12TH GRADE FEMALE	43	17	39.5	1	0	0	0	0	0	96	15	15.6	23	7	30.4	163	39	23.9
12TH GRADE TOTAL	84	29	34.5	1	0	0	0	0	0	196	35	17.9	60	17	28.3	341	81	23.8
DISTRICT TOTAL MALE	218	24	11	3	0	0	5	0	0	589	43	7.3	114	17	14.9	929	84	9
DISTRICT TOTAL FEMALE	191	26	13.6	6	0	0	5	0	0	542	37	6.8	105	13	12.4	849	76	9
DISTRICT TOTAL	409	50	12.2	9	0	0	10	0	0	1,131	80	7.1	219	30	13.7	1,778	160	9
DISTRICT TOTALS (EXCLUDING ALTERNATIVE SCHOOLS)																		
7TH GRADE MALE	44	1	2.3	1	0	0	0	0	0	80	1	1.3	17	0	0	142	2	1.4
7TH GRADE FEMALE	33	1	3	2	0	0	3	0	0	91	1	1.1	10	0	0	139	2	1.4
7TH GRADE TOTAL	77	2	2.6	3	0	0	3	0	0	171	2	1.2	27	0	0	281	4	1.4
8TH GRADE MALE	34	1	2.9	0	0	0	3	0	0	88	2	2.3	9	0	0	134	3	2.2
8TH GRADE FEMALE	26	1	3.8	1	0	0	0	0	0	82	1	1.2	21	0	0	130	2	1.5
8TH GRADE TOTAL	60	2	3.3	1	0	0	3	0	0	170	3	1.8	30	0	0	264	5	1.9
9TH GRADE MALE	33	0	0	0	0	0	0	0	0	106	2	1.9	14	1	7.1	153	3	2
9TH GRADE FEMALE	39	2	5.1	1	0	0	0	0	0	90	1	1.1	15	1	6.7	145	4	2.8
9TH GRADE TOTAL	72	2	2.8	1	0	0	0	0	0	196	3	1.5	29	2	6.9	298	7	2.3
10TH GRADE MALE	28	0	0	1	0	0	1	0	0	87	5	5.7	16	0	0	133	5	3.8
10TH GRADE FEMALE	16	0	0	0	0	0	2	0	0	91	2	2.2	17	3	17.6	126	5	4
10TH GRADE TOTAL	44	0	0	1	0	0	3	0	0	178	7	3.9	33	3	9.1	259	10	3.9
11TH GRADE MALE	21	2	9.5	1	0	0	1	0	0	98	2	2	14	2	14.3	135	6	4.4
11TH GRADE FEMALE	24	1	4.2	1	0	0	0	0	0	68	3	4.4	12	0	0	105	4	3.8
11TH GRADE TOTAL	45	3	6.7	2	0	0	1	0	0	166	5	3	26	2	7.7	240	10	4.2
12TH GRADE MALE	17	2	11.8	0	0	0	0	0	0	81	9	11.1	26	4	15.4	124	15	12.1
12TH GRADE FEMALE	23	6	26.1	0	0	0	0	0	0	76	8	10.5	16	5	31.3	115	19	16.5
12TH GRADE TOTAL	40	8	20	0	0	0	0	0	0	157	17	10.8	42	9	21.4	239	34	14.2
DISTRICT TOTAL MALE	177	6	3.4	3	0	0	5	0	0	540	21	3.9	96	7	7.3	821	34	4.1
DISTRICT TOTAL FEMALE	161	11	6.8	5	0	0	5	0	0	498	16	3.2	91	9	9.9	760	36	4.7
DISTRICT TOTAL	338	17	5	8	0	0	10	0	0	1,038	37	3.6	187	16	8.6	1,581	70	4.4
DISTRICT TOTALS (ALTERNATIVE SCHOOLS ONLY)																		
9TH GRADE MALE	1	1	100	0	0	0	0	0	0	2	0	0	2	1	50	5	2	40
9TH GRADE FEMALE	0	0	0	0	0	0	0	0	0	4	2	50	1	0	0	5	2	40
9TH GRADE TOTAL	1	1	100	0	0	0	0	0	0	6	2	33.3	3	1	33.3	10	4	40
10TH GRADE MALE	7	1	14.3	0	0	0	0	0	0	9	3	33.3	3	2	66.7	19	6	31.6


2/5/2006 COLORADO DEPARTMENT OF EDUCATION PAGE : 1
 2003-2004 STATE DROPOUT COUNTS BY DISTRICT

	AMERICAN INDIAN OR ALASKAN NATIVE	AMERICAN INDIAN OR ALASKAN NATIVE	AMERICAN INDIAN OR ALASKAN NATIVE	ASIAN PACIFIC ISLANDER	ASIAN PACIFIC ISLANDER	ASIAN PACIFIC ISLANDER	BLACK NOT OF HISPANIC ORIGIN	BLACK NOT OF HISPANIC ORIGIN	BLACK NOT OF HISPANIC ORIGIN	WHITE NOT OF HISPANIC ORIGIN	WHITE NOT OF HISPANIC ORIGIN	WHITE NOT OF HISPANIC ORIGIN	HISPANIC PUPIL COUNT	HISPANIC DROPOUTS	HISPANIC DROPOUT RATE	TOTALS PUPIL COUNT	TOTALS DROPOUTS	TOTALS DROPOUT RATE
10TH GRADE FEMALE	8	4	50	0	0	0	0	0	0	14	9	64.3	1	1	100	23	14	60.9
10TH GRADE TOTAL	15	5	33.3	0	0	0	0	0	0	23	12	52.2	4	3	75	42	20	47.6
11TH GRADE MALE	9	6	66.7	0	0	0	0	0	0	19	8	42.1	2	1	50	30	15	50
11TH GRADE FEMALE	2	0	0	0	0	0	0	0	0	6	3	50	5	1	20	13	4	30.8
11TH GRADE TOTAL	11	6	54.5	0	0	0	0	0	0	25	11	44	7	2	28.6	43	19	44.2
12TH GRADE MALE	24	10	41.7	0	0	0	0	0	0	19	11	57.9	11	6	54.5	54	27	50
12TH GRADE FEMALE	20	11	55	1	0	0	0	0	0	20	7	35	7	2	28.6	48	20	41.7
12TH GRADE TOTAL	44	21	47.7	1	0	0	0	0	0	39	18	46.2	18	8	44.4	102	47	46.1
DISTRICT TOTAL MALE	41	18	43.9	0	0	0	0	0	0	49	22	44.9	18	10	55.6	108	50	46.3
DISTRICT TOTAL FEMALE	30	15	50	1	0	0	0	0	0	44	21	47.7	14	4	28.6	89	40	44.9
DISTRICT TOTAL	71	33	46.5	1	0	0	0	0	0	93	43	46.2	32	14	43.8	197	90	45.7
DISTRICT: 2055 DOLORES RE-4A																		
DISTRICT TOTALS (INCLUDING ALTERNATIVE SCHOOLS)																		
7TH GRADE MALE	4	0	0	1	0	0	1	0	0	29	0	0	8	0	0	43	0	0
7TH GRADE FEMALE	4	0	0	1	0	0	0	0	0	25	1	4	3	0	0	33	1	3
7TH GRADE TOTAL	8	0	0	2	0	0	1	0	0	54	1	1.9	11	0	0	76	1	1.3
8TH GRADE MALE	2	0	0	1	1	100	0	0	0	30	1	3.3	6	0	0	39	2	5.1
8TH GRADE FEMALE	3	0	0	0	0	0	0	0	0	27	1	3.7	4	0	0	34	1	2.9
8TH GRADE TOTAL	5	0	0	1	1	100	0	0	0	57	2	3.5	10	0	0	73	3	4.1
9TH GRADE MALE	4	0	0	0	0	0	1	0	0	37	4	10.8	5	0	0	47	4	8.5
9TH GRADE FEMALE	1	0	0	0	0	0	0	0	0	31	0	0	4	0	0	36	0	0
9TH GRADE TOTAL	5	0	0	0	0	0	1	0	0	68	4	5.9	9	0	0	83	4	4.8
10TH GRADE MALE	1	0	0	0	0	0	0	0	0	32	0	0	2	0	0	35	0	0
10TH GRADE FEMALE	1	0	0	1	0	0	0	0	0	21	0	0	1	0	0	24	0	0
10TH GRADE TOTAL	2	0	0	1	0	0	0	0	0	53	0	0	3	0	0	59	0	0
11TH GRADE MALE	1	0	0	0	0	0	0	0	0	28	0	0	2	0	0	31	0	0
11TH GRADE FEMALE	2	0	0	0	0	0	0	0	0	27	2	7.4	3	0	0	32	2	6.3
11TH GRADE TOTAL	3	0	0	0	0	0	0	0	0	55	2	3.6	5	0	0	63	2	3.2
12TH GRADE MALE	1	0	0	0	0	0	0	0	0	24	1	4.2	1	0	0	26	1	3.8
12TH GRADE FEMALE	1	0	0	1	0	0	0	0	0	19	0	0	4	0	0	25	0	0
12TH GRADE TOTAL	2	0	0	1	0	0	0	0	0	43	1	2.3	5	0	0	51	1	2
DISTRICT TOTAL MALE	13	0	0	2	1	50	2	0	0	180	6	3.3	24	0	0	221	7	3.2
DISTRICT TOTAL FEMALE	12	0	0	3	0	0	0	0	0	150	4	2.7	19	0	0	184	4	2.2
DISTRICT TOTAL	25	0	0	5	1	20	2	0	0	330	10	3	43	0	0	405	11	2.7
DISTRICT TOTALS (EXCLUDING ALTERNATIVE SCHOOLS)																		
7TH GRADE MALE	4	0	0	1	0	0	1	0	0	29	0	0	8	0	0	43	0	0
7TH GRADE FEMALE	4	0	0	1	0	0	0	0	0	25	1	4	3	0	0	33	1	3
7TH GRADE TOTAL	8	0	0	2	0	0	1	0	0	54	1	1.9	11	0	0	76	1	1.3
8TH GRADE MALE	2	0	0	1	1	100	0	0	0	30	1	3.3	6	0	0	39	2	5.1
8TH GRADE FEMALE	3	0	0	0	0	0	0	0	0	27	1	3.7	4	0	0	34	1	2.9
8TH GRADE TOTAL	5	0	0	1	1	100	0	0	0	57	2	3.5	10	0	0	73	3	4.1
9TH GRADE MALE	4	0	0	0	0	0	1	0	0	37	4	10.8	5	0	0	47	4	8.5
9TH GRADE FEMALE	1	0	0	0	0	0	0	0	0	31	0	0	4	0	0	36	0	0
9TH GRADE TOTAL	5	0	0	0	0	0	1	0	0	68	4	5.9	9	0	0	83	4	4.8
10TH GRADE MALE	1	0	0	0	0	0	0	0	0	32	0	0	2	0	0	35	0	0
10TH GRADE FEMALE	1	0	0	1	0	0	0	0	0	21	0	0	1	0	0	24	0	0
10TH GRADE TOTAL	2	0	0	1	0	0	0	0	0	53	0	0	3	0	0	59	0	0
11TH GRADE MALE	1	0	0	0	0	0	0	0	0	28	0	0	2	0	0	31	0	0
11TH GRADE FEMALE	2	0	0	0	0	0	0	0	0	27	2	7.4	3	0	0	32	2	6.3




2/5/2006 COLORADO DEPARTMENT OF EDUCATION PAGE : 1
 2003-2004 STATE DROPOUT COUNTS BY DISTRICT

	AMERICAN INDIAN OR ALASKAN NATIVE	AMERICAN INDIAN OR ALASKAN NATIVE	AMERICAN INDIAN OR ALASKAN NATIVE	ASIAN PACIFIC ISLANDER	ASIAN PACIFIC ISLANDER	ASIAN PACIFIC ISLANDER	BLACK NOT OF HISPANIC ORIGIN	BLACK NOT OF HISPANIC ORIGIN	BLACK NOT OF HISPANIC ORIGIN	WHITE NOT OF HISPANIC ORIGIN	WHITE NOT OF HISPANIC ORIGIN	WHITE NOT OF HISPANIC ORIGIN	HISPANIC PUPIL COUNT	HISPANIC DROPOUTS	HISPANIC DROPOUT RATE	TOTALS PUPIL COUNT	TOTALS DROPOUTS	TOTALS DROPOUT RATE
11TH GRADE TOTAL	3	0	0	0	0	0	0	0	0	55	2	3.6	5	0	0	63	2	3.2
12TH GRADE MALE	1	0	0	0	0	0	0	0	0	24	1	4.2	1	0	0	26	1	3.8
12TH GRADE FEMALE	1	0	0	1	0	0	0	0	0	19	0	0	4	0	0	25	0	0
12TH GRADE TOTAL	2	0	0	1	0	0	0	0	0	43	1	2.3	5	0	0	51	1	2
DISTRICT TOTAL MALE	13	0	0	2	1	50	2	0	0	180	6	3.3	24	0	0	221	7	3.2
DISTRICT TOTAL FEMALE	12	0	0	3	0	0	0	0	0	150	4	2.7	19	0	0	184	4	2.2
DISTRICT TOTAL	25	0	0	5	1	20	2	0	0	330	10	3	43	0	0	405	11	2.7
DISTRICT TOTALS (ALTERNATIVE SCHOOLS ONLY)																		
DISTRICT TOTAL MALE	0	0	0	0	0	0	0	0	0	0	0	0	0	0	0	0	0	0
DISTRICT TOTAL FEMALE	0	0	0	0	0	0	0	0	0	0	0	0	0	0	0	0	0	0
DISTRICT TOTAL	0	0	0	0	0	0	0	0	0	0	0	0	0	0	0	0	0	0
DISTRICT:	2070	MANCOS RE-6																
DISTRICT TOTALS (INCLUDING ALTERNATIVE SCHOOLS)																		
7TH GRADE MALE	1	0	0	0	0	0	0	0	0	14	0	0	3	0	0	18	0	0
7TH GRADE FEMALE	2	0	0	1	0	0	0	0	0	13	0	0	4	0	0	20	0	0
7TH GRADE TOTAL	3	0	0	1	0	0	0	0	0	27	0	0	7	0	0	38	0	0
8TH GRADE MALE	0	0	0	0	0	0	1	0	0	15	0	0	2	0	0	18	0	0
8TH GRADE FEMALE	1	0	0	0	0	0	0	0	0	14	1	7.1	4	0	0	19	1	5.3
8TH GRADE TOTAL	1	0	0	0	0	0	1	0	0	29	1	3.4	6	0	0	37	1	2.7
9TH GRADE MALE	2	0	0	0	0	0	0	0	0	24	0	0	3	0	0	29	0	0
9TH GRADE FEMALE	1	0	0	0	0	0	0	0	0	15	0	0	2	0	0	18	0	0
9TH GRADE TOTAL	3	0	0	0	0	0	0	0	0	39	0	0	5	0	0	47	0	0
10TH GRADE MALE	4	0	0	0	0	0	0	0	0	18	0	0	7	0	0	29	0	0
10TH GRADE FEMALE	0	0	0	0	0	0	0	0	0	14	1	7.1	5	0	0	19	1	5.3
10TH GRADE TOTAL	4	0	0	0	0	0	0	0	0	32	1	3.1	12	0	0	48	1	2.1
11TH GRADE MALE	2	0	0	0	0	0	0	0	0	9	0	0	3	1	33.3	14	1	7.1
11TH GRADE FEMALE	2	0	0	1	0	0	0	0	0	19	0	0	4	0	0	26	0	0
11TH GRADE TOTAL	4	0	0	1	0	0	0	0	0	28	0	0	7	1	14.3	40	1	2.5
12TH GRADE MALE	0	0	0	0	0	0	0	0	0	19	0	0	5	0	0	24	0	0
12TH GRADE FEMALE	0	0	0	0	0	0	0	0	0	12	0	0	3	0	0	15	0	0
12TH GRADE TOTAL	0	0	0	0	0	0	0	0	0	31	0	0	8	0	0	39	0	0
DISTRICT TOTAL MALE	9	0	0	0	0	0	1	0	0	99	0	0	23	1	4.3	132	1	0.8
DISTRICT TOTAL FEMALE	6	0	0	2	0	0	0	0	0	87	2	2.3	22	0	0	117	2	1.7
DISTRICT TOTAL	15	0	0	2	0	0	1	0	0	186	2	1.1	45	1	2.2	249	3	1.2
DISTRICT TOTALS (EXCLUDING ALTERNATIVE SCHOOLS)																		
7TH GRADE MALE	1	0	0	0	0	0	0	0	0	14	0	0	3	0	0	18	0	0
7TH GRADE FEMALE	2	0	0	1	0	0	0	0	0	13	0	0	4	0	0	20	0	0
7TH GRADE TOTAL	3	0	0	1	0	0	0	0	0	27	0	0	7	0	0	38	0	0
8TH GRADE MALE	0	0	0	0	0	0	1	0	0	15	0	0	2	0	0	18	0	0
8TH GRADE FEMALE	1	0	0	0	0	0	0	0	0	14	1	7.1	4	0	0	19	1	5.3
8TH GRADE TOTAL	1	0	0	0	0	0	1	0	0	29	1	3.4	6	0	0	37	1	2.7
9TH GRADE MALE	2	0	0	0	0	0	0	0	0	24	0	0	3	0	0	29	0	0
9TH GRADE FEMALE	1	0	0	0	0	0	0	0	0	15	0	0	2	0	0	18	0	0
9TH GRADE TOTAL	3	0	0	0	0	0	0	0	0	39	0	0	5	0	0	47	0	0
10TH GRADE MALE	4	0	0	0	0	0	0	0	0	18	0	0	7	0	0	29	0	0
10TH GRADE FEMALE	0	0	0	0	0	0	0	0	0	14	1	7.1	5	0	0	19	1	5.3
10TH GRADE TOTAL	4	0	0	0	0	0	0	0	0	32	1	3.1	12	0	0	48	1	2.1
11TH GRADE MALE	2	0	0	0	0	0	0	0	0	9	0	0	3	1	33.3	14	1	7.1
11TH GRADE FEMALE	2	0	0	1	0	0	0	0	0	19	0	0	4	0	0	26	0	0




2/5/2006 COLORADO DEPARTMENT OF EDUCATION PAGE : 1
 2003-2004 STATE DROPOUT COUNTS BY DISTRICT

	AMERICAN INDIAN OR ALASKAN NATIVE	AMERICAN INDIAN OR ALASKAN NATIVE	AMERICAN INDIAN OR ALASKAN NATIVE	ASIAN PACIFIC ISLANDER	ASIAN PACIFIC ISLANDER	ASIAN PACIFIC ISLANDER	BLACK NOT OF HISPANIC ORIGIN	BLACK NOT OF HISPANIC ORIGIN	BLACK NOT OF HISPANIC ORIGIN	WHITE NOT OF HISPANIC ORIGIN	WHITE NOT OF HISPANIC ORIGIN	WHITE NOT OF HISPANIC ORIGIN	HISPANIC PUPIL COUNT	HISPANIC DROPOUTS	HISPANIC DROPOUT RATE	TOTALS PUPIL COUNT	TOTALS DROPOUTS	TOTALS DROPOUT RATE		
11TH GRADE TOTAL	4	0	0	1	0	0	0	0	0	28	0	0	7	1	14.3	40	1	2.5		
12TH GRADE MALE	0	0	0	0	0	0	0	0	0	19	0	0	5	0	0	24	0	0		
12TH GRADE FEMALE	0	0	0	0	0	0	0	0	0	12	0	0	3	0	0	15	0	0		
12TH GRADE TOTAL	0	0	0	0	0	0	0	0	0	31	0	0	8	0	0	39	0	0		
DISTRICT TOTAL MALE	9	0	0	0	0	0	1	0	0	99	0	0	23	1	4.3	132	1	0.8		
DISTRICT TOTAL FEMALE	6	0	0	2	0	0	0	0	0	87	2	2.3	22	0	0	117	2	1.7		
DISTRICT TOTAL	15	0	0	2	0	0	1	0	0	186	2	1.1	45	1	2.2	249	3	1.2		
DISTRICT TOTALS (ALTERNATIVE SCHOOLS ONLY)																				
DISTRICT TOTAL MALE	0	0	0	0	0	0	0	0	0	0	0	0	0	0	0	0	0	0		
DISTRICT TOTAL FEMALE	0	0	0	0	0	0	0	0	0	0	0	0	0	0	0	0	0	0		
DISTRICT TOTAL	0	0	0	0	0	0	0	0	0	0	0	0	0	0	0	0	0	0		
COUNTY :	43			MONTROSE																
DISTRICT:	2180			MONTROSE COUNTY RE-1J																
DISTRICT TOTALS (INCLUDING ALTERNATIVE SCHOOLS)																				
7TH GRADE MALE	3	0	0	3	0	0	2	0	0	166	2	1.2	56	1	1.8	230	3	1.3		
7TH GRADE FEMALE	1	0	0	0	0	0	0	0	0	175	1	0.6	72	3	4.2	248	4	1.6		
7TH GRADE TOTAL	4	0	0	3	0	0	2	0	0	341	3	0.9	128	4	3.1	478	7	1.5		
8TH GRADE MALE	3	0	0	3	0	0	1	0	0	167	3	1.8	55	2	3.6	229	5	2.2		
8TH GRADE FEMALE	1	0	0	2	0	0	1	0	0	179	3	1.7	69	1	1.4	252	4	1.6		
8TH GRADE TOTAL	4	0	0	5	0	0	2	0	0	346	6	1.7	124	3	2.4	481	9	1.9		
9TH GRADE MALE	3	1	33.3	4	0	0	2	0	0	169	8	4.7	63	6	9.5	241	15	6.2		
9TH GRADE FEMALE	3	1	33.3	1	0	0	1	0	0	164	3	1.8	39	2	5.1	208	6	2.9		
9TH GRADE TOTAL	6	2	33.3	5	0	0	3	0	0	333	11	3.3	102	8	7.8	449	21	4.7		
10TH GRADE MALE	2	0	0	5	0	0	2	0	0	180	12	6.7	63	10	15.9	252	22	8.7		
10TH GRADE FEMALE	2	0	0	2	0	0	1	0	0	178	14	7.9	50	10	20	233	24	10.3		
10TH GRADE TOTAL	4	0	0	7	0	0	3	0	0	358	26	7.3	113	20	17.7	485	46	9.5		
11TH GRADE MALE	2	0	0	0	0	0	1	0	0	187	13	7	32	6	18.8	222	19	8.6		
11TH GRADE FEMALE	0	0	0	2	0	0	1	0	0	175	10	5.7	40	4	10	218	14	6.4		
11TH GRADE TOTAL	2	0	0	2	0	0	2	0	0	362	23	6.4	72	10	13.9	440	33	7.5		
12TH GRADE MALE	3	1	33.3	2	0	0	2	0	0	180	18	10	40	11	27.5	227	30	13.2		
12TH GRADE FEMALE	1	0	0	1	0	0	2	2	100	170	8	4.7	42	8	19	216	18	8.3		
12TH GRADE TOTAL	4	1	25	3	0	0	4	2	50	350	26	7.4	82	19	23.2	443	48	10.8		
DISTRICT TOTAL MALE	16	2	12.5	17	0	0	10	0	0	1,049	56	5.3	309	36	11.7	1,401	94	6.7		
DISTRICT TOTAL FEMALE	8	1	12.5	8	0	0	6	2	33.3	1,041	39	3.7	312	28	9	1,375	70	5.1		
DISTRICT TOTAL	24	3	12.5	25	0	0	16	2	12.5	2,090	95	4.5	621	64	10.3	2,776	164	5.9		
DISTRICT TOTALS (EXCLUDING ALTERNATIVE SCHOOLS)																				
7TH GRADE MALE	3	0	0	3	0	0	2	0	0	166	2	1.2	56	1	1.8	230	3	1.3		
7TH GRADE FEMALE	1	0	0	0	0	0	0	0	0	175	1	0.6	72	3	4.2	248	4	1.6		
7TH GRADE TOTAL	4	0	0	3	0	0	2	0	0	341	3	0.9	128	4	3.1	478	7	1.5		
8TH GRADE MALE	3	0	0	3	0	0	1	0	0	167	3	1.8	55	2	3.6	229	5	2.2		
8TH GRADE FEMALE	1	0	0	2	0	0	1	0	0	179	3	1.7	69	1	1.4	252	4	1.6		
8TH GRADE TOTAL	4	0	0	5	0	0	2	0	0	346	6	1.7	124	3	2.4	481	9	1.9		
9TH GRADE MALE	3	1	33.3	4	0	0	2	0	0	167	7	4.2	63	6	9.5	239	14	5.9		
9TH GRADE FEMALE	3	1	33.3	1	0	0	1	0	0	163	2	1.2	36	1	2.8	204	4	2		
9TH GRADE TOTAL	6	2	33.3	5	0	0	3	0	0	330	9	2.7	99	7	7.1	443	18	4.1		
10TH GRADE MALE	2	0	0	5	0	0	2	0	0	175	10	5.7	57	7	12.3	241	17	7.1		
10TH GRADE FEMALE	2	0	0	2	0	0	1	0	0	169	9	5.3	40	7	17.5	214	16	7.5		
10TH GRADE TOTAL	4	0	0	7	0	0	3	0	0	344	19	5.5	97	14	14.4	455	33	7.3		
11TH GRADE MALE	2	0	0	0	0	0	1	0	0	174	7	4	23	5	21.7	200	12	6		



2/5/2006 COLORADO DEPARTMENT OF EDUCATION PAGE : 1
 2003-2004 STATE DROPOUT COUNTS BY DISTRICT

	AMERICAN INDIAN OR ALASKAN NATIVE	AMERICAN INDIAN OR ALASKAN NATIVE	AMERICAN INDIAN OR ALASKAN NATIVE	ASIAN PACIFIC ISLANDER	ASIAN PACIFIC ISLANDER	ASIAN PACIFIC ISLANDER	BLACK NOT OF HISPANIC ORIGIN	BLACK NOT OF HISPANIC ORIGIN	BLACK NOT OF HISPANIC ORIGIN	WHITE NOT OF HISPANIC ORIGIN	WHITE NOT OF HISPANIC ORIGIN	WHITE NOT OF HISPANIC ORIGIN	HISPANIC PUPIL COUNT	HISPANIC DROPOUTS	HISPANIC DROPOUT RATE	TOTALS PUPIL COUNT	TOTALS DROPOUTS	TOTALS DROPOUT RATE
11TH GRADE FEMALE	0	0	0	2	0	0	1	0	0	166	8	4.8	29	2	6.9	198	10	5.1
11TH GRADE TOTAL	2	0	0	2	0	0	2	0	0	340	15	4.4	52	7	13.5	398	22	5.5
12TH GRADE MALE	2	0	0	2	0	0	1	0	0	142	3	2.1	27	6	22.2	174	9	5.2
12TH GRADE FEMALE	1	0	0	1	0	0	1	1	100	143	2	1.4	24	2	8.3	170	5	2.9
12TH GRADE TOTAL	3	0	0	3	0	0	2	1	50	285	5	1.8	51	8	15.7	344	14	4.1
DISTRICT TOTAL MALE	15	1	6.7	17	0	0	9	0	0	991	32	3.2	281	27	9.6	1,313	60	4.6
DISTRICT TOTAL FEMALE	8	1	12.5	8	0	0	5	1	20	995	25	2.5	270	16	5.9	1,286	43	3.3
DISTRICT TOTAL	23	2	8.7	25	0	0	14	1	7.1	1,986	57	2.9	551	43	7.8	2,599	103	4
DISTRICT TOTALS (ALTERNATIVE SCHOOLS ONLY)																		
9TH GRADE MALE	0	0	0	0	0	0	0	0	0	2	1	50	0	0	0	2	1	50
9TH GRADE FEMALE	0	0	0	0	0	0	0	0	0	1	1	100	3	1	33.3	4	2	50
9TH GRADE TOTAL	0	0	0	0	0	0	0	0	0	3	2	66.7	3	1	33.3	6	3	50
10TH GRADE MALE	0	0	0	0	0	0	0	0	0	5	2	40	6	3	50	11	5	45.5
10TH GRADE FEMALE	0	0	0	0	0	0	0	0	0	9	5	55.6	10	3	30	19	8	42.1
10TH GRADE TOTAL	0	0	0	0	0	0	0	0	0	14	7	50	16	6	37.5	30	13	43.3
11TH GRADE MALE	0	0	0	0	0	0	0	0	0	13	6	46.2	9	1	11.1	22	7	31.8
11TH GRADE FEMALE	0	0	0	0	0	0	0	0	0	9	2	22.2	11	2	18.2	20	4	20
11TH GRADE TOTAL	0	0	0	0	0	0	0	0	0	22	8	36.4	20	3	15	42	11	26.2
12TH GRADE MALE	1	1	100	0	0	0	1	0	0	38	15	39.5	13	5	38.5	53	21	39.6
12TH GRADE FEMALE	0	0	0	0	0	0	1	1	100	27	6	22.2	18	6	33.3	46	13	28.3
12TH GRADE TOTAL	1	1	100	0	0	0	2	1	50	65	21	32.3	31	11	35.5	99	34	34.3
DISTRICT TOTAL MALE	1	1	100	0	0	0	1	0	0	58	24	41.4	28	9	32.1	88	34	38.6
DISTRICT TOTAL FEMALE	0	0	0	0	0	0	1	1	100	46	14	30.4	42	12	28.6	89	27	30.3
DISTRICT TOTAL	1	1	100	0	0	0	2	1	50	104	38	36.5	70	21	30	177	61	34.5
DISTRICT: 2190 WEST END RE-2																		
DISTRICT TOTALS (INCLUDING ALTERNATIVE SCHOOLS)																		
7TH GRADE MALE	0	0	0	0	0	0	0	0	0	13	0	0	0	0	0	13	0	0
7TH GRADE FEMALE	0	0	0	0	0	0	0	0	0	14	0	0	0	0	0	14	0	0
7TH GRADE TOTAL	0	0	0	0	0	0	0	0	0	27	0	0	0	0	0	27	0	0
8TH GRADE MALE	0	0	0	0	0	0	0	0	0	13	0	0	2	0	0	15	0	0
8TH GRADE FEMALE	0	0	0	0	0	0	0	0	0	11	0	0	2	0	0	13	0	0
8TH GRADE TOTAL	0	0	0	0	0	0	0	0	0	24	0	0	4	0	0	28	0	0
9TH GRADE MALE	0	0	0	0	0	0	1	0	0	16	0	0	3	2	66.7	20	2	10
9TH GRADE FEMALE	0	0	0	0	0	0	0	0	0	24	1	4.2	0	0	0	24	1	4.2
9TH GRADE TOTAL	0	0	0	0	0	0	1	0	0	40	1	2.5	3	2	66.7	44	3	6.8
10TH GRADE MALE	0	0	0	0	0	0	0	0	0	11	1	9.1	1	1	100	12	2	16.7
10TH GRADE FEMALE	1	0	0	0	0	0	0	0	0	18	1	5.6	1	0	0	20	1	5
10TH GRADE TOTAL	1	0	0	0	0	0	0	0	0	29	2	6.9	2	1	50	32	3	9.4
11TH GRADE MALE	2	1	50	0	0	0	0	0	0	19	0	0	1	0	0	22	1	4.5
11TH GRADE FEMALE	0	0	0	0	0	0	1	0	0	14	2	14.3	0	0	0	15	2	13.3
11TH GRADE TOTAL	2	1	50	0	0	0	1	0	0	33	2	6.1	1	0	0	37	3	8.1
12TH GRADE MALE	0	0	0	0	0	0	0	0	0	18	1	5.6	1	0	0	19	1	5.3
12TH GRADE FEMALE	0	0	0	0	0	0	0	0	0	12	1	8.3	1	0	0	13	1	7.7
12TH GRADE TOTAL	0	0	0	0	0	0	0	0	0	30	2	6.7	2	0	0	32	2	6.3
DISTRICT TOTAL MALE	2	1	50	0	0	0	1	0	0	90	2	2.2	8	3	37.5	101	6	5.9
DISTRICT TOTAL FEMALE	1	0	0	0	0	0	1	0	0	93	5	5.4	4	0	0	99	5	5.1
DISTRICT TOTAL	3	1	33.3	0	0	0	2	0	0	183	7	3.8	12	3	25	200	11	5.5
DISTRICT TOTALS (EXCLUDING ALTERNATIVE SCHOOLS)																		
7TH GRADE MALE	0	0	0	0	0	0	0	0	0	13	0	0	0	0	0	13	0	0



2/5/2006 COLORADO DEPARTMENT OF EDUCATION PAGE : 1
 2003-2004 STATE DROPOUT COUNTS BY DISTRICT

	AMERICAN INDIAN OR ALASKAN NATIVE	AMERICAN INDIAN OR ALASKAN NATIVE	AMERICAN INDIAN OR ALASKAN NATIVE	ASIAN PACIFIC ISLANDER	ASIAN PACIFIC ISLANDER	ASIAN PACIFIC ISLANDER	BLACK NOT OF HISPANIC ORIGIN	BLACK NOT OF HISPANIC ORIGIN	BLACK NOT OF HISPANIC ORIGIN	WHITE NOT OF HISPANIC ORIGIN	WHITE NOT OF HISPANIC ORIGIN	WHITE NOT OF HISPANIC ORIGIN	HISPANIC PUPIL COUNT	HISPANIC DROPOUTS	HISPANIC DROPOUT RATE	TOTALS PUPIL COUNT	TOTALS DROPOUTS	TOTALS DROPOUT RATE	
7TH GRADE FEMALE	0	0	0	0	0	0	0	0	0	13	0	0	0	0	0	13	0	0	
7TH GRADE TOTAL	0	0	0	0	0	0	0	0	0	26	0	0	0	0	0	26	0	0	
8TH GRADE MALE	0	0	0	0	0	0	0	0	0	13	0	0	2	0	0	15	0	0	
8TH GRADE FEMALE	0	0	0	0	0	0	0	0	0	11	0	0	2	0	0	13	0	0	
8TH GRADE TOTAL	0	0	0	0	0	0	0	0	0	24	0	0	4	0	0	28	0	0	
9TH GRADE MALE	0	0	0	0	0	0	1	0	0	16	0	0	2	1	50	19	1	5.3	
9TH GRADE FEMALE	0	0	0	0	0	0	0	0	0	24	1	4.2	0	0	0	24	1	4.2	
9TH GRADE TOTAL	0	0	0	0	0	0	1	0	0	40	1	2.5	2	1	50	43	2	4.7	
10TH GRADE MALE	0	0	0	0	0	0	0	0	0	11	1	9.1	1	1	100	12	2	16.7	
10TH GRADE FEMALE	1	0	0	0	0	0	0	0	0	18	1	5.6	1	0	0	20	1	5	
10TH GRADE TOTAL	1	0	0	0	0	0	0	0	0	29	2	6.9	2	1	50	32	3	9.4	
11TH GRADE MALE	1	0	0	0	0	0	0	0	0	16	0	0	1	0	0	18	0	0	
11TH GRADE FEMALE	0	0	0	0	0	0	1	0	0	13	1	7.7	0	0	0	14	1	7.1	
11TH GRADE TOTAL	1	0	0	0	0	0	1	0	0	29	1	3.4	1	0	0	32	1	3.1	
12TH GRADE MALE	0	0	0	0	0	0	0	0	0	18	1	5.6	0	0	0	18	1	5.6	
12TH GRADE FEMALE	0	0	0	0	0	0	0	0	0	12	1	8.3	1	0	0	13	1	7.7	
12TH GRADE TOTAL	0	0	0	0	0	0	0	0	0	30	2	6.7	1	0	0	31	2	6.5	
DISTRICT TOTAL MALE	1	0	0	0	0	0	1	0	0	87	2	2.3	6	2	33.3	95	4	4.2	
DISTRICT TOTAL FEMALE	1	0	0	0	0	0	1	0	0	91	4	4.4	4	0	0	97	4	4.1	
DISTRICT TOTAL	2	0	0	0	0	0	2	0	0	178	6	3.4	10	2	20	192	8	4.2	
DISTRICT TOTALS (ALTERNATIVE SCHOOLS ONLY)																			
7TH GRADE MALE	0	0	0	0	0	0	0	0	0	0	0	0	0	0	0	0	0	0	
7TH GRADE FEMALE	0	0	0	0	0	0	0	0	0	1	0	0	0	0	0	1	0	0	
7TH GRADE TOTAL	0	0	0	0	0	0	0	0	0	1	0	0	0	0	0	1	0	0	
9TH GRADE MALE	0	0	0	0	0	0	0	0	0	0	0	0	1	1	100	1	1	100	
9TH GRADE FEMALE	0	0	0	0	0	0	0	0	0	0	0	0	0	0	0	0	0	0	
9TH GRADE TOTAL	0	0	0	0	0	0	0	0	0	0	0	0	1	1	100	1	1	100	
11TH GRADE MALE	1	1	100	0	0	0	0	0	0	3	0	0	0	0	0	4	1	25	
11TH GRADE FEMALE	0	0	0	0	0	0	0	0	0	1	1	100	0	0	0	1	1	100	
11TH GRADE TOTAL	1	1	100	0	0	0	0	0	0	4	1	25	0	0	0	5	2	40	
12TH GRADE MALE	0	0	0	0	0	0	0	0	0	0	0	0	1	0	0	1	0	0	
12TH GRADE FEMALE	0	0	0	0	0	0	0	0	0	0	0	0	0	0	0	0	0	0	
12TH GRADE TOTAL	0	0	0	0	0	0	0	0	0	0	0	0	1	0	0	1	0	0	
DISTRICT TOTAL MALE	1	1	100	0	0	0	0	0	0	3	0	0	2	1	50	6	2	33.3	
DISTRICT TOTAL FEMALE	0	0	0	0	0	0	0	0	0	2	1	50	0	0	0	2	1	50	
DISTRICT TOTAL	1	1	100	0	0	0	0	0	0	5	1	20	2	1	50	8	3	37.5	
COUNTY : 44 MORGAN																			
DISTRICT: 2395 BRUSH RE-2(J)																			
DISTRICT TOTALS (INCLUDING ALTERNATIVE SCHOOLS)																			
7TH GRADE MALE	0	0	0	2	0	0	1	0	0	40	0	0	24	0	0	67	0	0	
7TH GRADE FEMALE	1	0	0	1	0	0	0	0	0	48	0	0	29	0	0	79	0	0	
7TH GRADE TOTAL	1	0	0	3	0	0	1	0	0	88	0	0	53	0	0	146	0	0	
8TH GRADE MALE	0	0	0	1	0	0	1	0	0	40	0	0	33	0	0	75	0	0	
8TH GRADE FEMALE	0	0	0	0	0	0	2	0	0	35	0	0	29	0	0	66	0	0	
8TH GRADE TOTAL	0	0	0	1	0	0	3	0	0	75	0	0	62	0	0	141	0	0	
9TH GRADE MALE	1	0	0	1	0	0	2	0	0	36	0	0	32	0	0	72	0	0	
9TH GRADE FEMALE	0	0	0	0	0	0	0	0	0	56	0	0	22	0	0	78	0	0	
9TH GRADE TOTAL	1	0	0	1	0	0	2	0	0	92	0	0	54	0	0	150	0	0	
10TH GRADE MALE	0	0	0	1	0	0	1	0	0	48	1	2.1	19	0	0	69	1	1.4	

2/5/2006 COLORADO DEPARTMENT OF EDUCATION PAGE : 1
 2003-2004 STATE DROPOUT COUNTS BY DISTRICT


	AMERICAN INDIAN OR ALASKAN NATIVE	AMERICAN INDIAN OR ALASKAN NATIVE	AMERICAN INDIAN OR ALASKAN NATIVE	ASIAN PACIFIC ISLANDER	ASIAN PACIFIC ISLANDER	ASIAN PACIFIC ISLANDER	BLACK NOT OF HISPANIC ORIGIN	BLACK NOT OF HISPANIC ORIGIN	BLACK NOT OF HISPANIC ORIGIN	WHITE NOT OF HISPANIC ORIGIN	WHITE NOT OF HISPANIC ORIGIN	WHITE NOT OF HISPANIC ORIGIN	HISPANIC PUPIL COUNT	HISPANIC DROPOUTS	HISPANIC DROPOUT RATE	TOTALS PUPIL COUNT	TOTALS DROPOUTS	TOTALS DROPOUT RATE	
10TH GRADE FEMALE	0	0	0	0	0	0	0	0	0	41	3	7.3	24	2	8.3	65	5	7.7	
10TH GRADE TOTAL	0	0	0	1	0	0	1	0	0	89	4	4.5	43	2	4.7	134	6	4.5	
11TH GRADE MALE	0	0	0	0	0	0	0	0	0	46	3	6.5	24	2	8.3	70	5	7.1	
11TH GRADE FEMALE	1	0	0	0	0	0	1	0	0	39	1	2.6	19	2	10.5	60	3	5	
11TH GRADE TOTAL	1	0	0	0	0	0	1	0	0	85	4	4.7	43	4	9.3	130	8	6.2	
12TH GRADE MALE	0	0	0	1	0	0	0	0	0	29	1	3.4	17	0	0	47	1	2.1	
12TH GRADE FEMALE	0	0	0	0	0	0	0	0	0	37	1	2.7	14	0	0	51	1	2	
12TH GRADE TOTAL	0	0	0	1	0	0	0	0	0	66	2	3	31	0	0	98	2	2	
DISTRICT TOTAL MALE	1	0	0	6	0	0	5	0	0	239	5	2.1	149	2	1.3	400	7	1.8	
DISTRICT TOTAL FEMALE	2	0	0	1	0	0	3	0	0	256	5	2	137	4	2.9	399	9	2.3	
DISTRICT TOTAL	3	0	0	7	0	0	8	0	0	495	10	2	286	6	2.1	799	16	2	
DISTRICT TOTALS (EXCLUDING ALTERNATIVE SCHOOLS)																			
7TH GRADE MALE	0	0	0	2	0	0	1	0	0	40	0	0	24	0	0	67	0	0	
7TH GRADE FEMALE	1	0	0	1	0	0	0	0	0	48	0	0	29	0	0	79	0	0	
7TH GRADE TOTAL	1	0	0	3	0	0	1	0	0	88	0	0	53	0	0	146	0	0	
8TH GRADE MALE	0	0	0	1	0	0	1	0	0	40	0	0	33	0	0	75	0	0	
8TH GRADE FEMALE	0	0	0	0	0	0	2	0	0	35	0	0	29	0	0	66	0	0	
8TH GRADE TOTAL	0	0	0	1	0	0	3	0	0	75	0	0	62	0	0	141	0	0	
9TH GRADE MALE	1	0	0	1	0	0	2	0	0	36	0	0	32	0	0	72	0	0	
9TH GRADE FEMALE	0	0	0	0	0	0	0	0	0	56	0	0	22	0	0	78	0	0	
9TH GRADE TOTAL	1	0	0	1	0	0	2	0	0	92	0	0	54	0	0	150	0	0	
10TH GRADE MALE	0	0	0	1	0	0	1	0	0	48	1	2.1	19	0	0	69	1	1.4	
10TH GRADE FEMALE	0	0	0	0	0	0	0	0	0	41	3	7.3	24	2	8.3	65	5	7.7	
10TH GRADE TOTAL	0	0	0	1	0	0	1	0	0	89	4	4.5	43	2	4.7	134	6	4.5	
11TH GRADE MALE	0	0	0	0	0	0	0	0	0	46	3	6.5	24	2	8.3	70	5	7.1	
11TH GRADE FEMALE	1	0	0	0	0	0	1	0	0	39	1	2.6	19	2	10.5	60	3	5	
11TH GRADE TOTAL	1	0	0	0	0	0	1	0	0	85	4	4.7	43	4	9.3	130	8	6.2	
12TH GRADE MALE	0	0	0	1	0	0	0	0	0	29	1	3.4	17	0	0	47	1	2.1	
12TH GRADE FEMALE	0	0	0	0	0	0	0	0	0	37	1	2.7	14	0	0	51	1	2	
12TH GRADE TOTAL	0	0	0	1	0	0	0	0	0	66	2	3	31	0	0	98	2	2	
DISTRICT TOTAL MALE	1	0	0	6	0	0	5	0	0	239	5	2.1	149	2	1.3	400	7	1.8	
DISTRICT TOTAL FEMALE	2	0	0	1	0	0	3	0	0	256	5	2	137	4	2.9	399	9	2.3	
DISTRICT TOTAL	3	0	0	7	0	0	8	0	0	495	10	2	286	6	2.1	799	16	2	
DISTRICT TOTALS (ALTERNATIVE SCHOOLS ONLY)																			
DISTRICT TOTAL MALE	0	0	0	0	0	0	0	0	0	0	0	0	0	0	0	0	0	0	
DISTRICT TOTAL FEMALE	0	0	0	0	0	0	0	0	0	0	0	0	0	0	0	0	0	0	
DISTRICT TOTAL	0	0	0	0	0	0	0	0	0	0	0	0	0	0	0	0	0	0	
DISTRICT: 2405 FORT MORGAN RE-3																			
DISTRICT TOTALS (INCLUDING ALTERNATIVE SCHOOLS)																			
7TH GRADE MALE	0	0	0	1	0	0	0	0	0	91	1	1.1	69	1	1.4	161	2	1.2	
7TH GRADE FEMALE	2	0	0	0	0	0	0	0	0	52	0	0	55	1	1.8	109	1	0.9	
7TH GRADE TOTAL	2	0	0	1	0	0	0	0	0	143	1	0.7	124	2	1.6	270	3	1.1	
8TH GRADE MALE	0	0	0	0	0	0	1	0	0	69	1	1.4	77	3	3.9	147	4	2.7	
8TH GRADE FEMALE	1	0	0	0	0	0	1	0	0	65	1	1.5	71	1	1.4	138	2	1.4	
8TH GRADE TOTAL	1	0	0	0	0	0	2	0	0	134	2	1.5	148	4	2.7	285	6	2.1	
9TH GRADE MALE	1	1	100	2	0	0	0	0	0	69	1	1.4	51	4	7.8	123	6	4.9	
9TH GRADE FEMALE	0	0	0	1	0	0	2	0	0	82	2	2.4	60	7	11.7	145	9	6.2	
9TH GRADE TOTAL	1	1	100	3	0	0	2	0	0	151	3	2	111	11	9.9	268	15	5.6	
10TH GRADE MALE	0	0	0	1	0	0	0	0	0	52	4	7.7	48	3	6.3	101	7	6.9	

2/5/2006 COLORADO DEPARTMENT OF EDUCATION PAGE : 1
 2003-2004 STATE DROPOUT COUNTS BY DISTRICT

	AMERICAN INDIAN OR ALASKAN NATIVE	AMERICAN INDIAN OR ALASKAN NATIVE	AMERICAN INDIAN OR ALASKAN NATIVE	ASIAN PACIFIC ISLANDER	ASIAN PACIFIC ISLANDER	ASIAN PACIFIC ISLANDER	BLACK NOT OF HISPANIC ORIGIN	BLACK NOT OF HISPANIC ORIGIN	BLACK NOT OF HISPANIC ORIGIN	WHITE NOT OF HISPANIC ORIGIN	WHITE NOT OF HISPANIC ORIGIN	WHITE NOT OF HISPANIC ORIGIN	HISPANIC PUPIL COUNT	HISPANIC DROPOUTS	HISPANIC DROPOUT RATE	TOTALS PUPIL COUNT	TOTALS DROPOUTS	TOTALS DROPOUT RATE	
10TH GRADE FEMALE	2	0	0	1	0	0	0	0	0	68	4	5.9	53	5	9.4	124	9	7.3	
10TH GRADE TOTAL	2	0	0	2	0	0	0	0	0	120	8	6.7	101	8	7.9	225	16	7.1	
11TH GRADE MALE	0	0	0	2	0	0	1	0	0	63	5	7.9	34	5	14.7	100	10	10	
11TH GRADE FEMALE	0	0	0	1	0	0	2	0	0	65	2	3.1	46	6	13	114	8	7	
11TH GRADE TOTAL	0	0	0	3	0	0	3	0	0	128	7	5.5	80	11	13.8	214	18	8.4	
12TH GRADE MALE	0	0	0	3	0	0	1	0	0	65	1	1.5	46	1	2.2	115	2	1.7	
12TH GRADE FEMALE	0	0	0	1	0	0	1	0	0	71	2	2.8	42	4	9.5	115	6	5.2	
12TH GRADE TOTAL	0	0	0	4	0	0	2	0	0	136	3	2.2	88	5	5.7	230	8	3.5	
DISTRICT TOTAL MALE	1	1	100	9	0	0	3	0	0	409	13	3.2	325	17	5.2	747	31	4.1	
DISTRICT TOTAL FEMALE	5	0	0	4	0	0	6	0	0	403	11	2.7	327	24	7.3	745	35	4.7	
DISTRICT TOTAL	6	1	16.7	13	0	0	9	0	0	812	24	3	652	41	6.3	1,492	66	4.4	
DISTRICT TOTALS (EXCLUDING ALTERNATIVE SCHOOLS)																			
7TH GRADE MALE	0	0	0	1	0	0	0	0	0	91	1	1.1	69	1	1.4	161	2	1.2	
7TH GRADE FEMALE	2	0	0	0	0	0	0	0	0	52	0	0	55	1	1.8	109	1	0.9	
7TH GRADE TOTAL	2	0	0	1	0	0	0	0	0	143	1	0.7	124	2	1.6	270	3	1.1	
8TH GRADE MALE	0	0	0	0	0	0	1	0	0	69	1	1.4	77	3	3.9	147	4	2.7	
8TH GRADE FEMALE	1	0	0	0	0	0	1	0	0	65	1	1.5	71	1	1.4	138	2	1.4	
8TH GRADE TOTAL	1	0	0	0	0	0	2	0	0	134	2	1.5	148	4	2.7	285	6	2.1	
9TH GRADE MALE	1	1	100	2	0	0	0	0	0	66	1	1.5	51	4	7.8	120	6	5	
9TH GRADE FEMALE	0	0	0	1	0	0	2	0	0	76	1	1.3	58	6	10.3	137	7	5.1	
9TH GRADE TOTAL	1	1	100	3	0	0	2	0	0	142	2	1.4	109	10	9.2	257	13	5.1	
10TH GRADE MALE	0	0	0	1	0	0	0	0	0	50	2	4	48	3	6.3	99	5	5.1	
10TH GRADE FEMALE	1	0	0	1	0	0	0	0	0	65	3	4.6	50	4	8	117	7	6	
10TH GRADE TOTAL	1	0	0	2	0	0	0	0	0	115	5	4.3	98	7	7.1	216	12	5.6	
11TH GRADE MALE	0	0	0	2	0	0	1	0	0	58	3	5.2	31	4	12.9	92	7	7.6	
11TH GRADE FEMALE	0	0	0	1	0	0	2	0	0	60	2	3.3	41	2	4.9	104	4	3.8	
11TH GRADE TOTAL	0	0	0	3	0	0	3	0	0	118	5	4.2	72	6	8.3	196	11	5.6	
12TH GRADE MALE	0	0	0	3	0	0	1	0	0	60	0	0	38	0	0	102	0	0	
12TH GRADE FEMALE	0	0	0	1	0	0	0	0	0	65	2	3.1	34	1	2.9	100	3	3	
12TH GRADE TOTAL	0	0	0	4	0	0	1	0	0	125	2	1.6	72	1	1.4	202	3	1.5	
DISTRICT TOTAL MALE	1	1	100	9	0	0	3	0	0	394	8	2	314	15	4.8	721	24	3.3	
DISTRICT TOTAL FEMALE	4	0	0	4	0	0	5	0	0	383	9	2.3	309	15	4.9	705	24	3.4	
DISTRICT TOTAL	5	1	20	13	0	0	8	0	0	777	17	2.2	623	30	4.8	1,426	48	3.4	
DISTRICT TOTALS (ALTERNATIVE SCHOOLS ONLY)																			
9TH GRADE MALE	0	0	0	0	0	0	0	0	0	3	0	0	0	0	0	3	0	0	
9TH GRADE FEMALE	0	0	0	0	0	0	0	0	0	6	1	16.7	2	1	50	8	2	25	
9TH GRADE TOTAL	0	0	0	0	0	0	0	0	0	9	1	11.1	2	1	50	11	2	18.2	
10TH GRADE MALE	0	0	0	0	0	0	0	0	0	2	2	100	0	0	0	2	2	100	
10TH GRADE FEMALE	1	0	0	0	0	0	0	0	0	3	1	33.3	3	1	33.3	7	2	28.6	
10TH GRADE TOTAL	1	0	0	0	0	0	0	0	0	5	3	60	3	1	33.3	9	4	44.4	
11TH GRADE MALE	0	0	0	0	0	0	0	0	0	5	2	40	3	1	33.3	8	3	37.5	
11TH GRADE FEMALE	0	0	0	0	0	0	0	0	0	5	0	0	5	4	80	10	4	40	
11TH GRADE TOTAL	0	0	0	0	0	0	0	0	0	10	2	20	8	5	62.5	18	7	38.9	
12TH GRADE MALE	0	0	0	0	0	0	0	0	0	5	1	20	8	1	12.5	13	2	15.4	
12TH GRADE FEMALE	0	0	0	0	0	0	1	0	0	6	0	0	8	3	37.5	15	3	20	
12TH GRADE TOTAL	0	0	0	0	0	0	1	0	0	11	1	9.1	16	4	25	28	5	17.9	
DISTRICT TOTAL MALE	0	0	0	0	0	0	0	0	0	15	5	33.3	11	2	18.2	26	7	26.9	
DISTRICT TOTAL FEMALE	1	0	0	0	0	0	1	0	0	20	2	10	18	9	50	40	11	27.5	
DISTRICT TOTAL	1	0	0	0	0	0	1	0	0	35	7	20	29	11	37.9	66	18	27.3	


2/5/2006 COLORADO DEPARTMENT OF EDUCATION PAGE : 1
 2003-2004 STATE DROPOUT COUNTS BY DISTRICT

	AMERICAN INDIAN OR ALASKAN NATIVE PUPIL COUNT	AMERICAN INDIAN OR ALASKAN NATIVE DROPOUTS RATE	AMERICAN INDIAN OR ALASKAN NATIVE DROPOUT RATE	ASIAN PACIFIC ISLANDER PUPIL COUNT	ASIAN PACIFIC ISLANDER DROPOUTS RATE	ASIAN PACIFIC ISLANDER DROPOUT RATE	BLACK NOT OF HISPANIC ORIGIN PUPIL COUNT	BLACK NOT OF HISPANIC ORIGIN DROPOUTS RATE	BLACK NOT OF HISPANIC ORIGIN DROPOUT RATE	WHITE NOT OF HISPANIC ORIGIN PUPIL COUNT	WHITE NOT OF HISPANIC ORIGIN DROPOUTS RATE	WHITE NOT OF HISPANIC ORIGIN DROPOUT RATE	HISPANIC PUPIL COUNT	HISPANIC DROPOUTS RATE	HISPANIC DROPOUT RATE	TOTALS PUPIL COUNT	TOTALS DROPOUTS RATE	TOTALS DROPOUT RATE
DISTRICT:	2505	WELDON VALLEY RE-20(J)																
DISTRICT TOTALS (INCLUDING ALTERNATIVE SCHOOLS)																		
7TH GRADE MALE	0	0	0	0	0	0	0	0	6	0	0	2	0	0	8	0	0	
7TH GRADE FEMALE	0	0	0	0	0	0	0	0	5	0	0	0	0	0	5	0	0	
7TH GRADE TOTAL	0	0	0	0	0	0	0	0	11	0	0	2	0	0	13	0	0	
8TH GRADE MALE	0	0	0	0	0	0	0	0	10	0	0	4	0	0	14	0	0	
8TH GRADE FEMALE	0	0	0	0	0	0	0	0	6	0	0	3	0	0	9	0	0	
8TH GRADE TOTAL	0	0	0	0	0	0	0	0	16	0	0	7	0	0	23	0	0	
9TH GRADE MALE	0	0	0	0	0	0	0	0	7	0	0	1	0	0	8	0	0	
9TH GRADE FEMALE	1	0	0	0	0	0	0	0	6	0	0	3	1	33.3	10	1	10	
9TH GRADE TOTAL	1	0	0	0	0	0	0	0	13	0	0	4	1	25	18	1	5.6	
10TH GRADE MALE	0	0	0	0	0	0	0	0	7	0	0	0	0	0	7	0	0	
10TH GRADE FEMALE	0	0	0	0	0	0	0	0	7	0	0	2	0	0	9	0	0	
10TH GRADE TOTAL	0	0	0	0	0	0	0	0	14	0	0	2	0	0	16	0	0	
11TH GRADE MALE	0	0	0	0	0	0	0	0	3	0	0	1	1	100	4	1	25	
11TH GRADE FEMALE	0	0	0	0	0	0	0	0	11	0	0	0	0	0	11	0	0	
11TH GRADE TOTAL	0	0	0	0	0	0	0	0	14	0	0	1	1	100	15	1	6.7	
12TH GRADE MALE	0	0	0	0	0	0	0	0	3	0	0	1	0	0	4	0	0	
12TH GRADE FEMALE	0	0	0	0	0	0	0	0	12	0	0	1	0	0	13	0	0	
12TH GRADE TOTAL	0	0	0	0	0	0	0	0	15	0	0	2	0	0	17	0	0	
DISTRICT TOTAL MALE	0	0	0	0	0	0	0	0	36	0	0	9	1	11.1	45	1	2.2	
DISTRICT TOTAL FEMALE	1	0	0	0	0	0	0	0	47	0	0	9	1	11.1	57	1	1.8	
DISTRICT TOTAL	1	0	0	0	0	0	0	0	83	0	0	18	2	11.1	102	2	2	
DISTRICT TOTALS (EXCLUDING ALTERNATIVE SCHOOLS)																		
7TH GRADE MALE	0	0	0	0	0	0	0	0	6	0	0	2	0	0	8	0	0	
7TH GRADE FEMALE	0	0	0	0	0	0	0	0	5	0	0	0	0	0	5	0	0	
7TH GRADE TOTAL	0	0	0	0	0	0	0	0	11	0	0	2	0	0	13	0	0	
8TH GRADE MALE	0	0	0	0	0	0	0	0	10	0	0	4	0	0	14	0	0	
8TH GRADE FEMALE	0	0	0	0	0	0	0	0	6	0	0	3	0	0	9	0	0	
8TH GRADE TOTAL	0	0	0	0	0	0	0	0	16	0	0	7	0	0	23	0	0	
9TH GRADE MALE	0	0	0	0	0	0	0	0	7	0	0	1	0	0	8	0	0	
9TH GRADE FEMALE	1	0	0	0	0	0	0	0	6	0	0	3	1	33.3	10	1	10	
9TH GRADE TOTAL	1	0	0	0	0	0	0	0	13	0	0	4	1	25	18	1	5.6	
10TH GRADE MALE	0	0	0	0	0	0	0	0	7	0	0	0	0	0	7	0	0	
10TH GRADE FEMALE	0	0	0	0	0	0	0	0	7	0	0	2	0	0	9	0	0	
10TH GRADE TOTAL	0	0	0	0	0	0	0	0	14	0	0	2	0	0	16	0	0	
11TH GRADE MALE	0	0	0	0	0	0	0	0	3	0	0	1	1	100	4	1	25	
11TH GRADE FEMALE	0	0	0	0	0	0	0	0	11	0	0	0	0	0	11	0	0	
11TH GRADE TOTAL	0	0	0	0	0	0	0	0	14	0	0	1	1	100	15	1	6.7	
12TH GRADE MALE	0	0	0	0	0	0	0	0	3	0	0	1	0	0	4	0	0	
12TH GRADE FEMALE	0	0	0	0	0	0	0	0	12	0	0	1	0	0	13	0	0	
12TH GRADE TOTAL	0	0	0	0	0	0	0	0	15	0	0	2	0	0	17	0	0	
DISTRICT TOTAL MALE	0	0	0	0	0	0	0	0	36	0	0	9	1	11.1	45	1	2.2	
DISTRICT TOTAL FEMALE	1	0	0	0	0	0	0	0	47	0	0	9	1	11.1	57	1	1.8	
DISTRICT TOTAL	1	0	0	0	0	0	0	0	83	0	0	18	2	11.1	102	2	2	
DISTRICT TOTALS (ALTERNATIVE SCHOOLS ONLY)																		
DISTRICT TOTAL MALE	0	0	0	0	0	0	0	0	0	0	0	0	0	0	0	0	0	
DISTRICT TOTAL FEMALE	0	0	0	0	0	0	0	0	0	0	0	0	0	0	0	0	0	
DISTRICT TOTAL	0	0	0	0	0	0	0	0	0	0	0	0	0	0	0	0	0	




2003-2004 STATE DROPOUT COUNTS BY DISTRICT

COUNTY	AMERICAN INDIAN OR ALASKAN NATIVE PUPIL COUNT	AMERICAN INDIAN OR ALASKAN NATIVE DROPOUTS	AMERICAN INDIAN OR ALASKAN NATIVE DROPOUT RATE	ASIAN PACIFIC ISLANDER PUPIL COUNT	ASIAN PACIFIC ISLANDER DROPOUTS	ASIAN PACIFIC ISLANDER DROPOUT RATE	BLACK NOT OF HISPANIC ORIGIN PUPIL COUNT	BLACK NOT OF HISPANIC ORIGIN DROPOUTS	BLACK NOT OF HISPANIC ORIGIN DROPOUT RATE	WHITE NOT OF HISPANIC ORIGIN PUPIL COUNT	WHITE NOT OF HISPANIC ORIGIN DROPOUTS	WHITE NOT OF HISPANIC ORIGIN DROPOUT RATE	HISPANIC PUPIL COUNT	HISPANIC DROPOUTS	HISPANIC DROPOUT RATE	TOTALS PUPIL COUNT	TOTALS DROPOUTS	TOTALS DROPOUT RATE
COUNTY :	45 OTERO																	
DISTRICT:	2520 EAST OTERO R-1																	
DISTRICT TOTALS (INCLUDING ALTERNATIVE SCHOOLS)																		
7TH GRADE MALE	1	0	0	0	0	0	0	0	0	45	0	0	40	0	0	86	0	0
7TH GRADE FEMALE	1	0	0	1	0	0	2	0	0	32	1	3.1	34	0	0	70	1	1.4
7TH GRADE TOTAL	2	0	0	1	0	0	2	0	0	77	1	1.3	74	0	0	156	1	0.6
8TH GRADE MALE	1	0	0	0	0	0	0	0	0	38	0	0	41	1	2.4	80	1	1.3
8TH GRADE FEMALE	2	0	0	1	0	0	3	0	0	39	0	0	40	0	0	85	0	0
8TH GRADE TOTAL	3	0	0	1	0	0	3	0	0	77	0	0	81	1	1.2	165	1	0.6
9TH GRADE MALE	1	0	0	0	0	0	0	0	0	31	0	0	48	2	4.2	80	2	2.5
9TH GRADE FEMALE	1	0	0	0	0	0	1	0	0	29	0	0	43	2	4.7	74	2	2.7
9TH GRADE TOTAL	2	0	0	0	0	0	1	0	0	60	0	0	91	4	4.4	154	4	2.6
10TH GRADE MALE	1	0	0	0	0	0	1	0	0	45	1	2.2	36	2	5.6	83	3	3.6
10TH GRADE FEMALE	2	0	0	0	0	0	1	0	0	35	0	0	36	7	19.4	74	7	9.5
10TH GRADE TOTAL	3	0	0	0	0	0	2	0	0	80	1	1.3	72	9	12.5	157	10	6.4
11TH GRADE MALE	2	1	50	0	0	0	1	0	0	38	3	7.9	36	1	2.8	77	5	6.5
11TH GRADE FEMALE	2	1	50	0	0	0	1	0	0	31	1	3.2	28	4	14.3	62	6	9.7
11TH GRADE TOTAL	4	2	50	0	0	0	2	0	0	69	4	5.8	64	5	7.8	139	11	7.9
12TH GRADE MALE	0	0	0	0	0	0	2	0	0	41	2	4.9	26	2	7.7	69	4	5.8
12TH GRADE FEMALE	1	0	0	1	0	0	0	0	0	30	1	3.3	35	6	17.1	67	7	10.4
12TH GRADE TOTAL	1	0	0	1	0	0	2	0	0	71	3	4.2	61	8	13.1	136	11	8.1
DISTRICT TOTAL MALE	6	1	16.7	0	0	0	4	0	0	238	6	2.5	227	8	3.5	475	15	3.2
DISTRICT TOTAL FEMALE	9	1	11.1	3	0	0	8	0	0	196	3	1.5	216	19	8.8	432	23	5.3
DISTRICT TOTAL	15	2	13.3	3	0	0	12	0	0	434	9	2.1	443	27	6.1	907	38	4.2
DISTRICT TOTALS (EXCLUDING ALTERNATIVE SCHOOLS)																		
7TH GRADE MALE	1	0	0	0	0	0	0	0	0	45	0	0	40	0	0	86	0	0
7TH GRADE FEMALE	1	0	0	1	0	0	2	0	0	32	1	3.1	34	0	0	70	1	1.4
7TH GRADE TOTAL	2	0	0	1	0	0	2	0	0	77	1	1.3	74	0	0	156	1	0.6
8TH GRADE MALE	1	0	0	0	0	0	0	0	0	38	0	0	41	1	2.4	80	1	1.3
8TH GRADE FEMALE	2	0	0	1	0	0	3	0	0	39	0	0	40	0	0	85	0	0
8TH GRADE TOTAL	3	0	0	1	0	0	3	0	0	77	0	0	81	1	1.2	165	1	0.6
9TH GRADE MALE	1	0	0	0	0	0	0	0	0	31	0	0	47	1	2.1	79	1	1.3
9TH GRADE FEMALE	1	0	0	0	0	0	1	0	0	29	0	0	43	2	4.7	74	2	2.7
9TH GRADE TOTAL	2	0	0	0	0	0	1	0	0	60	0	0	90	3	3.3	153	3	2
10TH GRADE MALE	1	0	0	0	0	0	1	0	0	44	1	2.3	32	1	3.1	78	2	2.6
10TH GRADE FEMALE	2	0	0	0	0	0	0	0	0	34	0	0	29	3	10.3	65	3	4.6
10TH GRADE TOTAL	3	0	0	0	0	0	1	0	0	78	1	1.3	61	4	6.6	143	5	3.5
11TH GRADE MALE	2	1	50	0	0	0	1	0	0	36	2	5.6	35	1	2.9	74	4	5.4
11TH GRADE FEMALE	2	1	50	0	0	0	1	0	0	30	0	0	24	1	4.2	57	2	3.5
11TH GRADE TOTAL	4	2	50	0	0	0	2	0	0	66	2	3	59	2	3.4	131	6	4.6
12TH GRADE MALE	0	0	0	0	0	0	2	0	0	38	1	2.6	21	0	0	61	1	1.6
12TH GRADE FEMALE	0	0	0	0	0	0	0	0	0	26	0	0	21	1	4.8	47	1	2.1
12TH GRADE TOTAL	0	0	0	0	0	0	2	0	0	64	1	1.6	42	1	2.4	108	2	1.9
DISTRICT TOTAL MALE	6	1	16.7	0	0	0	4	0	0	232	4	1.7	216	4	1.9	458	9	2
DISTRICT TOTAL FEMALE	8	1	12.5	2	0	0	7	0	0	190	1	0.5	191	7	3.7	398	9	2.3
DISTRICT TOTAL	14	2	14.3	2	0	0	11	0	0	422	5	1.2	407	11	2.7	856	18	2.1
DISTRICT TOTALS (ALTERNATIVE SCHOOLS ONLY)																		
9TH GRADE MALE	0	0	0	0	0	0	0	0	0	0	0	0	1	1	100	1	1	100
9TH GRADE FEMALE	0	0	0	0	0	0	0	0	0	0	0	0	0	0	0	0	0	0




2/5/2006 COLORADO DEPARTMENT OF EDUCATION PAGE : 1
 2003-2004 STATE DROPOUT COUNTS BY DISTRICT

	AMERICAN INDIAN OR ALASKAN NATIVE	AMERICAN INDIAN OR ALASKAN NATIVE	AMERICAN INDIAN OR ALASKAN NATIVE	ASIAN PACIFIC ISLANDER	ASIAN PACIFIC ISLANDER	ASIAN PACIFIC ISLANDER	BLACK NOT OF HISPANIC ORIGIN	BLACK NOT OF HISPANIC ORIGIN	BLACK NOT OF HISPANIC ORIGIN	WHITE NOT OF HISPANIC ORIGIN	WHITE NOT OF HISPANIC ORIGIN	WHITE NOT OF HISPANIC ORIGIN	HISPANIC PUPIL COUNT	HISPANIC DROPOUTS	HISPANIC DROPOUT RATE	TOTALS PUPIL COUNT	TOTALS DROPOUTS	TOTALS DROPOUT RATE
9TH GRADE TOTAL	0	0	0	0	0	0	0	0	0	0	0	0	1	1	100	1	1	100
10TH GRADE MALE	0	0	0	0	0	0	0	0	0	1	0	0	4	1	25	5	1	20
10TH GRADE FEMALE	0	0	0	0	0	0	1	0	0	1	0	0	7	4	57.1	9	4	44.4
10TH GRADE TOTAL	0	0	0	0	0	0	1	0	0	2	0	0	11	5	45.5	14	5	35.7
11TH GRADE MALE	0	0	0	0	0	0	0	0	0	2	1	50	1	0	0	3	1	33.3
11TH GRADE FEMALE	0	0	0	0	0	0	0	0	0	1	1	100	4	3	75	5	4	80
11TH GRADE TOTAL	0	0	0	0	0	0	0	0	0	3	2	66.7	5	3	60	8	5	62.5
12TH GRADE MALE	0	0	0	0	0	0	0	0	0	3	1	33.3	5	2	40	8	3	37.5
12TH GRADE FEMALE	1	0	0	1	0	0	0	0	0	4	1	25	14	5	35.7	20	6	30
12TH GRADE TOTAL	1	0	0	1	0	0	0	0	0	7	2	28.6	19	7	36.8	28	9	32.1
DISTRICT TOTAL MALE	0	0	0	0	0	0	0	0	0	6	2	33.3	11	4	36.4	17	6	35.3
DISTRICT TOTAL FEMALE	1	0	0	1	0	0	1	0	0	6	2	33.3	25	12	48	34	14	41.2
DISTRICT TOTAL	1	0	0	1	0	0	1	0	0	12	4	33.3	36	16	44.4	51	20	39.2
DISTRICT: 2530 ROCKY FORD R-2																		
DISTRICT TOTALS (INCLUDING ALTERNATIVE SCHOOLS)																		
7TH GRADE MALE	0	0	0	1	0	0	0	0	0	16	0	0	18	1	5.6	35	1	2.9
7TH GRADE FEMALE	1	0	0	0	0	0	0	0	0	8	0	0	28	2	7.1	37	2	5.4
7TH GRADE TOTAL	1	0	0	1	0	0	0	0	0	24	0	0	46	3	6.5	72	3	4.2
8TH GRADE MALE	1	0	0	0	0	0	0	0	0	17	0	0	29	2	6.9	47	2	4.3
8TH GRADE FEMALE	0	0	0	0	0	0	0	0	0	8	0	0	31	2	6.5	39	2	5.1
8TH GRADE TOTAL	1	0	0	0	0	0	0	0	0	25	0	0	60	4	6.7	86	4	4.7
9TH GRADE MALE	1	1	100	1	0	0	1	0	0	19	1	5.3	15	0	0	37	2	5.4
9TH GRADE FEMALE	0	0	0	0	0	0	0	0	0	11	0	0	21	1	4.8	32	1	3.1
9TH GRADE TOTAL	1	1	100	1	0	0	1	0	0	30	1	3.3	36	1	2.8	69	3	4.3
10TH GRADE MALE	0	0	0	1	0	0	0	0	0	15	2	13.3	34	2	5.9	51	4	7.8
10TH GRADE FEMALE	0	0	0	1	0	0	0	0	0	8	0	0	26	0	0	35	0	0
10TH GRADE TOTAL	0	0	0	2	0	0	1	0	0	23	2	8.7	60	2	3.3	86	4	4.7
11TH GRADE MALE	0	0	0	0	0	0	0	0	0	16	0	0	15	0	0	31	0	0
11TH GRADE FEMALE	0	0	0	0	0	0	0	0	0	11	0	0	22	1	4.5	33	1	3
11TH GRADE TOTAL	0	0	0	0	0	0	0	0	0	27	0	0	37	1	2.7	64	1	1.6
12TH GRADE MALE	0	0	0	0	0	0	0	0	0	9	0	0	18	0	0	27	0	0
12TH GRADE FEMALE	0	0	0	0	0	0	0	0	0	11	0	0	13	1	7.7	24	1	4.2
12TH GRADE TOTAL	0	0	0	0	0	0	0	0	0	20	0	0	31	1	3.2	51	1	2
DISTRICT TOTAL MALE	2	1	50	3	0	0	2	0	0	92	3	3.3	129	5	3.9	228	9	3.9
DISTRICT TOTAL FEMALE	1	0	0	1	0	0	0	0	0	57	0	0	141	7	5	200	7	3.5
DISTRICT TOTAL	3	1	33.3	4	0	0	2	0	0	149	3	2	270	12	4.4	428	16	3.7
DISTRICT TOTALS (EXCLUDING ALTERNATIVE SCHOOLS)																		
7TH GRADE MALE	0	0	0	1	0	0	0	0	0	16	0	0	18	1	5.6	35	1	2.9
7TH GRADE FEMALE	1	0	0	0	0	0	0	0	0	8	0	0	28	2	7.1	37	2	5.4
7TH GRADE TOTAL	1	0	0	1	0	0	0	0	0	24	0	0	46	3	6.5	72	3	4.2
8TH GRADE MALE	1	0	0	0	0	0	0	0	0	17	0	0	29	2	6.9	47	2	4.3
8TH GRADE FEMALE	0	0	0	0	0	0	0	0	0	8	0	0	31	2	6.5	39	2	5.1
8TH GRADE TOTAL	1	0	0	0	0	0	0	0	0	25	0	0	60	4	6.7	86	4	4.7
9TH GRADE MALE	1	1	100	1	0	0	1	0	0	19	1	5.3	15	0	0	37	2	5.4
9TH GRADE FEMALE	0	0	0	0	0	0	0	0	0	11	0	0	21	1	4.8	32	1	3.1
9TH GRADE TOTAL	1	1	100	1	0	0	1	0	0	30	1	3.3	36	1	2.8	69	3	4.3
10TH GRADE MALE	0	0	0	1	0	0	1	0	0	15	2	13.3	34	2	5.9	51	4	7.8
10TH GRADE FEMALE	0	0	0	1	0	0	0	0	0	8	0	0	26	0	0	35	0	0
10TH GRADE TOTAL	0	0	0	2	0	0	1	0	0	23	2	8.7	60	2	3.3	86	4	4.7




2/5/2006 COLORADO DEPARTMENT OF EDUCATION PAGE : 1
 2003-2004 STATE DROPOUT COUNTS BY DISTRICT

	AMERICAN INDIAN OR ALASKAN NATIVE	AMERICAN INDIAN OR ALASKAN NATIVE	AMERICAN INDIAN OR ALASKAN NATIVE	ASIAN PACIFIC ISLANDER	ASIAN PACIFIC ISLANDER	ASIAN PACIFIC ISLANDER	BLACK NOT OF HISPANIC ORIGIN	BLACK NOT OF HISPANIC ORIGIN	BLACK NOT OF HISPANIC ORIGIN	WHITE NOT OF HISPANIC ORIGIN	WHITE NOT OF HISPANIC ORIGIN	WHITE NOT OF HISPANIC ORIGIN	HISPANIC PUPIL COUNT	HISPANIC DROPOUTS	HISPANIC DROPOUT RATE	TOTALS PUPIL COUNT	TOTALS DROPOUTS	TOTALS DROPOUT RATE	
11TH GRADE MALE	0	0	0	0	0	0	0	0	0	16	0	0	15	0	0	31	0	0	
11TH GRADE FEMALE	0	0	0	0	0	0	0	0	0	11	0	0	22	1	4.5	33	1	3	
11TH GRADE TOTAL	0	0	0	0	0	0	0	0	0	27	0	0	37	1	2.7	64	1	1.6	
12TH GRADE MALE	0	0	0	0	0	0	0	0	0	9	0	0	18	0	0	27	0	0	
12TH GRADE FEMALE	0	0	0	0	0	0	0	0	0	11	0	0	13	1	7.7	24	1	4.2	
12TH GRADE TOTAL	0	0	0	0	0	0	0	0	0	20	0	0	31	1	3.2	51	1	2	
DISTRICT TOTAL MALE	2	1	50	3	0	0	2	0	0	92	3	3.3	129	5	3.9	228	9	3.9	
DISTRICT TOTAL FEMALE	1	0	0	1	0	0	0	0	0	57	0	0	141	7	5	200	7	3.5	
DISTRICT TOTAL	3	1	33.3	4	0	0	2	0	0	149	3	2	270	12	4.4	428	16	3.7	
DISTRICT TOTALS (ALTERNATIVE SCHOOLS ONLY)																			
DISTRICT TOTAL MALE	0	0	0	0	0	0	0	0	0	0	0	0	0	0	0	0	0	0	
DISTRICT TOTAL FEMALE	0	0	0	0	0	0	0	0	0	0	0	0	0	0	0	0	0	0	
DISTRICT TOTAL	0	0	0	0	0	0	0	0	0	0	0	0	0	0	0	0	0	0	
DISTRICT: 2535 MANZANOLA 3J																			
DISTRICT TOTALS (INCLUDING ALTERNATIVE SCHOOLS)																			
7TH GRADE MALE	0	0	0	0	0	0	0	0	0	2	0	0	3	0	0	5	0	0	
7TH GRADE FEMALE	0	0	0	0	0	0	0	0	0	3	0	0	6	0	0	9	0	0	
7TH GRADE TOTAL	0	0	0	0	0	0	0	0	0	5	0	0	9	0	0	14	0	0	
8TH GRADE MALE	0	0	0	0	0	0	1	0	0	5	0	0	6	0	0	12	0	0	
8TH GRADE FEMALE	0	0	0	0	0	0	0	0	0	2	0	0	2	0	0	4	0	0	
8TH GRADE TOTAL	0	0	0	0	0	0	1	0	0	7	0	0	8	0	0	16	0	0	
9TH GRADE MALE	0	0	0	0	0	0	0	0	0	3	0	0	5	1	20	8	1	12.5	
9TH GRADE FEMALE	0	0	0	0	0	0	1	0	0	6	0	0	4	0	0	11	0	0	
9TH GRADE TOTAL	0	0	0	0	0	0	1	0	0	9	0	0	9	1	11.1	19	1	5.3	
10TH GRADE MALE	0	0	0	0	0	0	0	0	0	6	0	0	6	0	0	12	0	0	
10TH GRADE FEMALE	0	0	0	0	0	0	0	0	0	0	0	0	3	0	0	3	0	0	
10TH GRADE TOTAL	0	0	0	0	0	0	0	0	0	6	0	0	9	0	0	15	0	0	
11TH GRADE MALE	0	0	0	0	0	0	0	0	0	3	0	0	4	0	0	7	0	0	
11TH GRADE FEMALE	0	0	0	0	0	0	0	0	0	3	0	0	5	0	0	8	0	0	
11TH GRADE TOTAL	0	0	0	0	0	0	0	0	0	6	0	0	9	0	0	15	0	0	
12TH GRADE MALE	0	0	0	0	0	0	0	0	0	10	1	10	4	0	0	14	1	7.1	
12TH GRADE FEMALE	0	0	0	0	0	0	0	0	0	6	0	0	7	1	14.3	13	1	7.7	
12TH GRADE TOTAL	0	0	0	0	0	0	0	0	0	16	1	6.3	11	1	9.1	27	2	7.4	
DISTRICT TOTAL MALE	0	0	0	0	0	0	1	0	0	29	1	3.4	28	1	3.6	58	2	3.4	
DISTRICT TOTAL FEMALE	0	0	0	0	0	0	1	0	0	20	0	0	27	1	3.7	48	1	2.1	
DISTRICT TOTAL	0	0	0	0	0	0	2	0	0	49	1	2	55	2	3.6	106	3	2.8	
DISTRICT TOTALS (EXCLUDING ALTERNATIVE SCHOOLS)																			
7TH GRADE MALE	0	0	0	0	0	0	0	0	0	2	0	0	3	0	0	5	0	0	
7TH GRADE FEMALE	0	0	0	0	0	0	0	0	0	3	0	0	6	0	0	9	0	0	
7TH GRADE TOTAL	0	0	0	0	0	0	0	0	0	5	0	0	9	0	0	14	0	0	
8TH GRADE MALE	0	0	0	0	0	0	1	0	0	5	0	0	6	0	0	12	0	0	
8TH GRADE FEMALE	0	0	0	0	0	0	0	0	0	2	0	0	2	0	0	4	0	0	
8TH GRADE TOTAL	0	0	0	0	0	0	1	0	0	7	0	0	8	0	0	16	0	0	
9TH GRADE MALE	0	0	0	0	0	0	0	0	0	3	0	0	5	1	20	8	1	12.5	
9TH GRADE FEMALE	0	0	0	0	0	0	1	0	0	6	0	0	4	0	0	11	0	0	
9TH GRADE TOTAL	0	0	0	0	0	0	1	0	0	9	0	0	9	1	11.1	19	1	5.3	
10TH GRADE MALE	0	0	0	0	0	0	0	0	0	6	0	0	6	0	0	12	0	0	
10TH GRADE FEMALE	0	0	0	0	0	0	0	0	0	0	0	0	3	0	0	3	0	0	
10TH GRADE TOTAL	0	0	0	0	0	0	0	0	0	6	0	0	9	0	0	15	0	0	




2003-2004 STATE DROPOUT COUNTS BY DISTRICT

	AMERICAN INDIAN OR ALASKAN NATIVE	AMERICAN INDIAN OR ALASKAN NATIVE	AMERICAN INDIAN OR ALASKAN NATIVE	ASIAN PACIFIC ISLANDER	ASIAN PACIFIC ISLANDER	ASIAN PACIFIC ISLANDER	BLACK NOT OF HISPANIC ORIGIN	BLACK NOT OF HISPANIC ORIGIN	BLACK NOT OF HISPANIC ORIGIN	WHITE NOT OF HISPANIC ORIGIN	WHITE NOT OF HISPANIC ORIGIN	WHITE NOT OF HISPANIC ORIGIN	HISPANIC PUPIL COUNT	HISPANIC DROPOUTS	HISPANIC DROPOUT RATE	TOTALS PUPIL COUNT	TOTALS DROPOUTS	TOTALS DROPOUT RATE	
11TH GRADE MALE	0	0	0	0	0	0	0	0	0	3	0	0	4	0	0	7	0	0	
11TH GRADE FEMALE	0	0	0	0	0	0	0	0	0	3	0	0	5	0	0	8	0	0	
11TH GRADE TOTAL	0	0	0	0	0	0	0	0	0	6	0	0	9	0	0	15	0	0	
12TH GRADE MALE	0	0	0	0	0	0	0	0	0	10	1	10	4	0	0	14	1	7.1	
12TH GRADE FEMALE	0	0	0	0	0	0	0	0	0	6	0	0	7	1	14.3	13	1	7.7	
12TH GRADE TOTAL	0	0	0	0	0	0	0	0	0	16	1	6.3	11	1	9.1	27	2	7.4	
DISTRICT TOTAL MALE	0	0	0	0	0	0	1	0	0	29	1	3.4	28	1	3.6	58	2	3.4	
DISTRICT TOTAL FEMALE	0	0	0	0	0	0	1	0	0	20	0	0	27	1	3.7	48	1	2.1	
DISTRICT TOTAL	0	0	0	0	0	0	2	0	0	49	1	2	55	2	3.6	106	3	2.8	
DISTRICT TOTALS (ALTERNATIVE SCHOOLS ONLY)																			
DISTRICT TOTAL MALE	0	0	0	0	0	0	0	0	0	0	0	0	0	0	0	0	0	0	
DISTRICT TOTAL FEMALE	0	0	0	0	0	0	0	0	0	0	0	0	0	0	0	0	0	0	
DISTRICT TOTAL	0	0	0	0	0	0	0	0	0	0	0	0	0	0	0	0	0	0	
DISTRICT:	2540	FOWLER R-4J																	
DISTRICT TOTALS (INCLUDING ALTERNATIVE SCHOOLS)																			
7TH GRADE MALE	0	0	0	0	0	0	0	0	0	10	0	0	3	0	0	13	0	0	
7TH GRADE FEMALE	0	0	0	0	0	0	0	0	0	10	0	0	2	0	0	12	0	0	
7TH GRADE TOTAL	0	0	0	0	0	0	0	0	0	20	0	0	5	0	0	25	0	0	
8TH GRADE MALE	0	0	0	0	0	0	0	0	0	13	0	0	3	0	0	16	0	0	
8TH GRADE FEMALE	1	0	0	0	0	0	0	0	0	13	0	0	3	0	0	17	0	0	
8TH GRADE TOTAL	1	0	0	0	0	0	0	0	0	26	0	0	6	0	0	33	0	0	
9TH GRADE MALE	0	0	0	0	0	0	1	0	0	15	0	0	4	0	0	20	0	0	
9TH GRADE FEMALE	0	0	0	0	0	0	0	0	0	8	0	0	1	0	0	9	0	0	
9TH GRADE TOTAL	0	0	0	0	0	0	1	0	0	23	0	0	5	0	0	29	0	0	
10TH GRADE MALE	0	0	0	0	0	0	0	0	0	13	0	0	6	0	0	19	0	0	
10TH GRADE FEMALE	1	0	0	0	0	0	0	0	0	15	0	0	1	0	0	17	0	0	
10TH GRADE TOTAL	1	0	0	0	0	0	0	0	0	28	0	0	7	0	0	36	0	0	
11TH GRADE MALE	1	0	0	1	0	0	0	0	0	11	0	0	5	0	0	18	0	0	
11TH GRADE FEMALE	0	0	0	0	0	0	0	0	0	11	0	0	6	0	0	17	0	0	
11TH GRADE TOTAL	1	0	0	1	0	0	0	0	0	22	0	0	11	0	0	35	0	0	
12TH GRADE MALE	0	0	0	2	0	0	1	0	0	13	0	0	2	0	0	18	0	0	
12TH GRADE FEMALE	0	0	0	0	0	0	0	0	0	10	0	0	1	0	0	11	0	0	
12TH GRADE TOTAL	0	0	0	2	0	0	1	0	0	23	0	0	3	0	0	29	0	0	
DISTRICT TOTAL MALE	1	0	0	3	0	0	2	0	0	75	0	0	23	0	0	104	0	0	
DISTRICT TOTAL FEMALE	2	0	0	0	0	0	0	0	0	67	0	0	14	0	0	83	0	0	
DISTRICT TOTAL	3	0	0	3	0	0	2	0	0	142	0	0	37	0	0	187	0	0	
DISTRICT TOTALS (EXCLUDING ALTERNATIVE SCHOOLS)																			
7TH GRADE MALE	0	0	0	0	0	0	0	0	0	10	0	0	3	0	0	13	0	0	
7TH GRADE FEMALE	0	0	0	0	0	0	0	0	0	10	0	0	2	0	0	12	0	0	
7TH GRADE TOTAL	0	0	0	0	0	0	0	0	0	20	0	0	5	0	0	25	0	0	
8TH GRADE MALE	0	0	0	0	0	0	0	0	0	13	0	0	3	0	0	16	0	0	
8TH GRADE FEMALE	1	0	0	0	0	0	0	0	0	13	0	0	3	0	0	17	0	0	
8TH GRADE TOTAL	1	0	0	0	0	0	0	0	0	26	0	0	6	0	0	33	0	0	
9TH GRADE MALE	0	0	0	0	0	0	1	0	0	15	0	0	4	0	0	20	0	0	
9TH GRADE FEMALE	0	0	0	0	0	0	0	0	0	8	0	0	1	0	0	9	0	0	
9TH GRADE TOTAL	0	0	0	0	0	0	1	0	0	23	0	0	5	0	0	29	0	0	
10TH GRADE MALE	0	0	0	0	0	0	0	0	0	13	0	0	6	0	0	19	0	0	
10TH GRADE FEMALE	1	0	0	0	0	0	0	0	0	15	0	0	1	0	0	17	0	0	
10TH GRADE TOTAL	1	0	0	0	0	0	0	0	0	28	0	0	7	0	0	36	0	0	




2/5/2006 COLORADO DEPARTMENT OF EDUCATION PAGE : 1
 2003-2004 STATE DROPOUT COUNTS BY DISTRICT

	AMERICAN INDIAN OR ALASKAN NATIVE	AMERICAN INDIAN OR ALASKAN NATIVE	AMERICAN INDIAN OR ALASKAN NATIVE	ASIAN PACIFIC ISLANDER	ASIAN PACIFIC ISLANDER	ASIAN PACIFIC ISLANDER	BLACK NOT OF HISPANIC ORIGIN	BLACK NOT OF HISPANIC ORIGIN	BLACK NOT OF HISPANIC ORIGIN	WHITE NOT OF HISPANIC ORIGIN	WHITE NOT OF HISPANIC ORIGIN	WHITE NOT OF HISPANIC ORIGIN	HISPANIC PUPIL COUNT	HISPANIC DROPOUTS	HISPANIC DROPOUT RATE	TOTALS PUPIL COUNT	TOTALS DROPOUTS	TOTALS DROPOUT RATE
11TH GRADE MALE	1	0	0	1	0	0	0	0	11	0	0	5	0	0	18	0	0	
11TH GRADE FEMALE	0	0	0	0	0	0	0	0	11	0	0	6	0	0	17	0	0	
11TH GRADE TOTAL	1	0	0	1	0	0	0	0	22	0	0	11	0	0	35	0	0	
12TH GRADE MALE	0	0	0	2	0	0	1	0	13	0	0	2	0	0	18	0	0	
12TH GRADE FEMALE	0	0	0	0	0	0	0	0	10	0	0	1	0	0	11	0	0	
12TH GRADE TOTAL	0	0	0	2	0	0	1	0	23	0	0	3	0	0	29	0	0	
DISTRICT TOTAL MALE	1	0	0	3	0	0	2	0	75	0	0	23	0	0	104	0	0	
DISTRICT TOTAL FEMALE	2	0	0	0	0	0	0	0	67	0	0	14	0	0	83	0	0	
DISTRICT TOTAL	3	0	0	3	0	0	2	0	142	0	0	37	0	0	187	0	0	
DISTRICT TOTALS (ALTERNATIVE SCHOOLS ONLY)																		
DISTRICT TOTAL MALE	0	0	0	0	0	0	0	0	0	0	0	0	0	0	0	0	0	0
DISTRICT TOTAL FEMALE	0	0	0	0	0	0	0	0	0	0	0	0	0	0	0	0	0	0
DISTRICT TOTAL	0	0	0	0	0	0	0	0	0	0	0	0	0	0	0	0	0	0
DISTRICT:	2560	CHERAW 31																
DISTRICT TOTALS (INCLUDING ALTERNATIVE SCHOOLS)																		
7TH GRADE MALE	0	0	0	0	0	0	0	0	5	0	0	1	0	0	6	0	0	
7TH GRADE FEMALE	0	0	0	0	0	0	0	0	11	0	0	1	0	0	12	0	0	
7TH GRADE TOTAL	0	0	0	0	0	0	0	0	16	0	0	2	0	0	18	0	0	
8TH GRADE MALE	0	0	0	0	0	0	0	0	11	0	0	1	0	0	12	0	0	
8TH GRADE FEMALE	0	0	0	0	0	0	0	0	5	0	0	3	0	0	8	0	0	
8TH GRADE TOTAL	0	0	0	0	0	0	0	0	16	0	0	4	0	0	20	0	0	
9TH GRADE MALE	0	0	0	0	0	0	2	0	11	0	0	1	0	0	14	0	0	
9TH GRADE FEMALE	0	0	0	0	0	0	0	0	9	0	0	0	0	0	9	0	0	
9TH GRADE TOTAL	0	0	0	0	0	0	2	0	20	0	0	1	0	0	23	0	0	
10TH GRADE MALE	0	0	0	0	0	0	0	0	3	0	0	1	0	0	4	0	0	
10TH GRADE FEMALE	1	0	0	0	0	0	0	0	6	0	0	3	0	0	10	0	0	
10TH GRADE TOTAL	1	0	0	0	0	0	0	0	9	0	0	4	0	0	14	0	0	
11TH GRADE MALE	0	0	0	0	0	0	0	0	4	0	0	2	0	0	6	0	0	
11TH GRADE FEMALE	1	0	0	0	0	0	0	0	7	0	0	1	0	0	9	0	0	
11TH GRADE TOTAL	1	0	0	0	0	0	0	0	11	0	0	3	0	0	15	0	0	
12TH GRADE MALE	1	0	0	0	0	0	0	0	10	0	0	1	0	0	12	0	0	
12TH GRADE FEMALE	0	0	0	0	0	0	0	0	6	0	0	0	0	0	6	0	0	
12TH GRADE TOTAL	1	0	0	0	0	0	0	0	16	0	0	1	0	0	18	0	0	
DISTRICT TOTAL MALE	1	0	0	0	0	0	2	0	44	0	0	7	0	0	54	0	0	
DISTRICT TOTAL FEMALE	2	0	0	0	0	0	0	0	44	0	0	8	0	0	54	0	0	
DISTRICT TOTAL	3	0	0	0	0	0	2	0	88	0	0	15	0	0	108	0	0	
DISTRICT TOTALS (EXCLUDING ALTERNATIVE SCHOOLS)																		
7TH GRADE MALE	0	0	0	0	0	0	0	0	5	0	0	1	0	0	6	0	0	
7TH GRADE FEMALE	0	0	0	0	0	0	0	0	11	0	0	1	0	0	12	0	0	
7TH GRADE TOTAL	0	0	0	0	0	0	0	0	16	0	0	2	0	0	18	0	0	
8TH GRADE MALE	0	0	0	0	0	0	0	0	11	0	0	1	0	0	12	0	0	
8TH GRADE FEMALE	0	0	0	0	0	0	0	0	5	0	0	3	0	0	8	0	0	
8TH GRADE TOTAL	0	0	0	0	0	0	0	0	16	0	0	4	0	0	20	0	0	
9TH GRADE MALE	0	0	0	0	0	0	2	0	11	0	0	1	0	0	14	0	0	
9TH GRADE FEMALE	0	0	0	0	0	0	0	0	9	0	0	0	0	0	9	0	0	
9TH GRADE TOTAL	0	0	0	0	0	0	2	0	20	0	0	1	0	0	23	0	0	
10TH GRADE MALE	0	0	0	0	0	0	0	0	3	0	0	1	0	0	4	0	0	
10TH GRADE FEMALE	1	0	0	0	0	0	0	0	6	0	0	3	0	0	10	0	0	
10TH GRADE TOTAL	1	0	0	0	0	0	0	0	9	0	0	4	0	0	14	0	0	



2/5/2006 COLORADO DEPARTMENT OF EDUCATION PAGE : 1
 2003-2004 STATE DROPOUT COUNTS BY DISTRICT

	AMERICAN INDIAN OR ALASKAN NATIVE	AMERICAN INDIAN OR ALASKAN NATIVE	AMERICAN INDIAN OR ALASKAN NATIVE	ASIAN PACIFIC ISLANDER	ASIAN PACIFIC ISLANDER	ASIAN PACIFIC ISLANDER	BLACK NOT OF HISPANIC ORIGIN	BLACK NOT OF HISPANIC ORIGIN	BLACK NOT OF HISPANIC ORIGIN	WHITE NOT OF HISPANIC ORIGIN	WHITE NOT OF HISPANIC ORIGIN	WHITE NOT OF HISPANIC ORIGIN	HISPANIC PUPIL COUNT	HISPANIC DROPOUTS	HISPANIC DROPOUT RATE	TOTALS PUPIL COUNT	TOTALS DROPOUTS	TOTALS DROPOUT RATE	
11TH GRADE MALE	0	0	0	0	0	0	0	0	0	4	0	0	2	0	0	6	0	0	
11TH GRADE FEMALE	1	0	0	0	0	0	0	0	0	7	0	0	1	0	0	9	0	0	
11TH GRADE TOTAL	1	0	0	0	0	0	0	0	0	11	0	0	3	0	0	15	0	0	
12TH GRADE MALE	1	0	0	0	0	0	0	0	0	10	0	0	1	0	0	12	0	0	
12TH GRADE FEMALE	0	0	0	0	0	0	0	0	0	6	0	0	0	0	0	6	0	0	
12TH GRADE TOTAL	1	0	0	0	0	0	0	0	0	16	0	0	1	0	0	18	0	0	
DISTRICT TOTAL MALE	1	0	0	0	0	0	2	0	0	44	0	0	7	0	0	54	0	0	
DISTRICT TOTAL FEMALE	2	0	0	0	0	0	0	0	0	44	0	0	8	0	0	54	0	0	
DISTRICT TOTAL	3	0	0	0	0	0	2	0	0	88	0	0	15	0	0	108	0	0	
DISTRICT TOTALS (ALTERNATIVE SCHOOLS ONLY)																			
DISTRICT TOTAL MALE	0	0	0	0	0	0	0	0	0	0	0	0	0	0	0	0	0	0	
DISTRICT TOTAL FEMALE	0	0	0	0	0	0	0	0	0	0	0	0	0	0	0	0	0	0	
DISTRICT TOTAL	0	0	0	0	0	0	0	0	0	0	0	0	0	0	0	0	0	0	
DISTRICT:	2570	SWINK 33																	
DISTRICT TOTALS (INCLUDING ALTERNATIVE SCHOOLS)																			
7TH GRADE MALE	0	0	0	0	0	0	0	0	0	13	0	0	5	0	0	18	0	0	
7TH GRADE FEMALE	0	0	0	0	0	0	0	0	0	12	0	0	4	0	0	16	0	0	
7TH GRADE TOTAL	0	0	0	0	0	0	0	0	0	25	0	0	9	0	0	34	0	0	
8TH GRADE MALE	0	0	0	0	0	0	0	0	0	13	0	0	4	0	0	17	0	0	
8TH GRADE FEMALE	0	0	0	0	0	0	0	0	0	13	0	0	2	0	0	15	0	0	
8TH GRADE TOTAL	0	0	0	0	0	0	0	0	0	26	0	0	6	0	0	32	0	0	
9TH GRADE MALE	0	0	0	0	0	0	0	0	0	11	0	0	2	0	0	13	0	0	
9TH GRADE FEMALE	0	0	0	0	0	0	0	0	0	17	0	0	3	0	0	20	0	0	
9TH GRADE TOTAL	0	0	0	0	0	0	0	0	0	28	0	0	5	0	0	33	0	0	
10TH GRADE MALE	0	0	0	1	0	0	0	0	0	18	0	0	4	0	0	23	0	0	
10TH GRADE FEMALE	0	0	0	0	0	0	0	0	0	10	0	0	4	0	0	14	0	0	
10TH GRADE TOTAL	0	0	0	1	0	0	0	0	0	28	0	0	8	0	0	37	0	0	
11TH GRADE MALE	0	0	0	0	0	0	0	0	0	18	1	5.6	0	0	0	18	1	5.6	
11TH GRADE FEMALE	0	0	0	0	0	0	0	0	0	9	0	0	2	0	0	11	0	0	
11TH GRADE TOTAL	0	0	0	0	0	0	0	0	0	27	1	3.7	2	0	0	29	1	3.4	
12TH GRADE MALE	0	0	0	0	0	0	0	0	0	13	0	0	2	0	0	15	0	0	
12TH GRADE FEMALE	0	0	0	0	0	0	0	0	0	11	0	0	2	0	0	13	0	0	
12TH GRADE TOTAL	0	0	0	0	0	0	0	0	0	24	0	0	4	0	0	28	0	0	
DISTRICT TOTAL MALE	0	0	0	1	0	0	0	0	0	86	1	1.2	17	0	0	104	1	1	
DISTRICT TOTAL FEMALE	0	0	0	0	0	0	0	0	0	72	0	0	17	0	0	89	0	0	
DISTRICT TOTAL	0	0	0	1	0	0	0	0	0	158	1	0.6	34	0	0	193	1	0.5	
DISTRICT TOTALS (EXCLUDING ALTERNATIVE SCHOOLS)																			
7TH GRADE MALE	0	0	0	0	0	0	0	0	0	13	0	0	5	0	0	18	0	0	
7TH GRADE FEMALE	0	0	0	0	0	0	0	0	0	12	0	0	4	0	0	16	0	0	
7TH GRADE TOTAL	0	0	0	0	0	0	0	0	0	25	0	0	9	0	0	34	0	0	
8TH GRADE MALE	0	0	0	0	0	0	0	0	0	13	0	0	4	0	0	17	0	0	
8TH GRADE FEMALE	0	0	0	0	0	0	0	0	0	13	0	0	2	0	0	15	0	0	
8TH GRADE TOTAL	0	0	0	0	0	0	0	0	0	26	0	0	6	0	0	32	0	0	
9TH GRADE MALE	0	0	0	0	0	0	0	0	0	11	0	0	2	0	0	13	0	0	
9TH GRADE FEMALE	0	0	0	0	0	0	0	0	0	17	0	0	3	0	0	20	0	0	
9TH GRADE TOTAL	0	0	0	0	0	0	0	0	0	28	0	0	5	0	0	33	0	0	
10TH GRADE MALE	0	0	0	1	0	0	0	0	0	18	0	0	4	0	0	23	0	0	
10TH GRADE FEMALE	0	0	0	0	0	0	0	0	0	10	0	0	4	0	0	14	0	0	
10TH GRADE TOTAL	0	0	0	1	0	0	0	0	0	28	0	0	8	0	0	37	0	0	




2/5/2006 COLORADO DEPARTMENT OF EDUCATION PAGE : 1
 2003-2004 STATE DROPOUT COUNTS BY DISTRICT

	AMERICAN INDIAN OR ALASKAN NATIVE	AMERICAN INDIAN OR ALASKAN NATIVE	AMERICAN INDIAN OR ALASKAN NATIVE	ASIAN PACIFIC ISLANDER	ASIAN PACIFIC ISLANDER	ASIAN PACIFIC ISLANDER	BLACK NOT OF HISPANIC ORIGIN	BLACK NOT OF HISPANIC ORIGIN	BLACK NOT OF HISPANIC ORIGIN	WHITE NOT OF HISPANIC ORIGIN	WHITE NOT OF HISPANIC ORIGIN	WHITE NOT OF HISPANIC ORIGIN	HISPANIC PUPIL COUNT	HISPANIC DROPOUTS	HISPANIC DROPOUT RATE	TOTALS PUPIL COUNT	TOTALS DROPOUTS	TOTALS DROPOUT RATE	
11TH GRADE MALE	0	0	0	0	0	0	0	0	0	18	1	5.6	0	0	0	18	1	5.6	
11TH GRADE FEMALE	0	0	0	0	0	0	0	0	0	9	0	0	2	0	0	11	0	0	
11TH GRADE TOTAL	0	0	0	0	0	0	0	0	0	27	1	3.7	2	0	0	29	1	3.4	
12TH GRADE MALE	0	0	0	0	0	0	0	0	0	13	0	0	2	0	0	15	0	0	
12TH GRADE FEMALE	0	0	0	0	0	0	0	0	0	11	0	0	2	0	0	13	0	0	
12TH GRADE TOTAL	0	0	0	0	0	0	0	0	0	24	0	0	4	0	0	28	0	0	
DISTRICT TOTAL MALE	0	0	0	1	0	0	0	0	0	86	1	1.2	17	0	0	104	1	1	
DISTRICT TOTAL FEMALE	0	0	0	0	0	0	0	0	0	72	0	0	17	0	0	89	0	0	
DISTRICT TOTAL	0	0	0	1	0	0	0	0	0	158	1	0.6	34	0	0	193	1	0.5	
DISTRICT TOTALS (ALTERNATIVE SCHOOLS ONLY)																			
DISTRICT TOTAL MALE	0	0	0	0	0	0	0	0	0	0	0	0	0	0	0	0	0	0	
DISTRICT TOTAL FEMALE	0	0	0	0	0	0	0	0	0	0	0	0	0	0	0	0	0	0	
DISTRICT TOTAL	0	0	0	0	0	0	0	0	0	0	0	0	0	0	0	0	0	0	
COUNTY :	46		OURAY																
DISTRICT:	2580		OURAY R-1																
DISTRICT TOTALS (INCLUDING ALTERNATIVE SCHOOLS)																			
7TH GRADE MALE	0	0	0	0	0	0	0	0	0	9	0	0	2	0	0	11	0	0	
7TH GRADE FEMALE	0	0	0	0	0	0	0	0	0	10	0	0	1	0	0	11	0	0	
7TH GRADE TOTAL	0	0	0	0	0	0	0	0	0	19	0	0	3	0	0	22	0	0	
8TH GRADE MALE	0	0	0	0	0	0	0	0	0	13	0	0	1	0	0	14	0	0	
8TH GRADE FEMALE	0	0	0	1	0	0	0	0	0	9	0	0	0	0	0	10	0	0	
8TH GRADE TOTAL	0	0	0	1	0	0	0	0	0	22	0	0	1	0	0	24	0	0	
9TH GRADE MALE	0	0	0	0	0	0	0	0	0	9	0	0	2	0	0	11	0	0	
9TH GRADE FEMALE	0	0	0	0	0	0	0	0	0	12	0	0	0	0	0	12	0	0	
9TH GRADE TOTAL	0	0	0	0	0	0	0	0	0	21	0	0	2	0	0	23	0	0	
10TH GRADE MALE	0	0	0	0	0	0	0	0	0	12	1	8.3	1	0	0	13	1	7.7	
10TH GRADE FEMALE	0	0	0	0	0	0	0	0	0	6	0	0	2	0	0	8	0	0	
10TH GRADE TOTAL	0	0	0	0	0	0	0	0	0	18	1	5.6	3	0	0	21	1	4.8	
11TH GRADE MALE	0	0	0	0	0	0	0	0	0	7	0	0	0	0	0	7	0	0	
11TH GRADE FEMALE	0	0	0	0	0	0	0	0	0	10	0	0	0	0	0	10	0	0	
11TH GRADE TOTAL	0	0	0	0	0	0	0	0	0	17	0	0	0	0	0	17	0	0	
12TH GRADE MALE	1	0	0	0	0	0	0	0	0	5	1	20	0	0	0	6	1	16.7	
12TH GRADE FEMALE	0	0	0	0	0	0	0	0	0	4	0	0	2	0	0	6	0	0	
12TH GRADE TOTAL	1	0	0	0	0	0	0	0	0	9	1	11.1	2	0	0	12	1	8.3	
DISTRICT TOTAL MALE	1	0	0	0	0	0	0	0	0	55	2	3.6	6	0	0	62	2	3.2	
DISTRICT TOTAL FEMALE	0	0	0	1	0	0	0	0	0	51	0	0	5	0	0	57	0	0	
DISTRICT TOTAL	1	0	0	1	0	0	0	0	0	106	2	1.9	11	0	0	119	2	1.7	
DISTRICT TOTALS (EXCLUDING ALTERNATIVE SCHOOLS)																			
7TH GRADE MALE	0	0	0	0	0	0	0	0	0	9	0	0	2	0	0	11	0	0	
7TH GRADE FEMALE	0	0	0	0	0	0	0	0	0	10	0	0	1	0	0	11	0	0	
7TH GRADE TOTAL	0	0	0	0	0	0	0	0	0	19	0	0	3	0	0	22	0	0	
8TH GRADE MALE	0	0	0	0	0	0	0	0	0	13	0	0	1	0	0	14	0	0	
8TH GRADE FEMALE	0	0	0	1	0	0	0	0	0	9	0	0	0	0	0	10	0	0	
8TH GRADE TOTAL	0	0	0	1	0	0	0	0	0	22	0	0	1	0	0	24	0	0	
9TH GRADE MALE	0	0	0	0	0	0	0	0	0	9	0	0	2	0	0	11	0	0	
9TH GRADE FEMALE	0	0	0	0	0	0	0	0	0	12	0	0	0	0	0	12	0	0	
9TH GRADE TOTAL	0	0	0	0	0	0	0	0	0	21	0	0	2	0	0	23	0	0	
10TH GRADE MALE	0	0	0	0	0	0	0	0	0	12	1	8.3	1	0	0	13	1	7.7	
10TH GRADE FEMALE	0	0	0	0	0	0	0	0	0	6	0	0	2	0	0	8	0	0	




2/5/2006 COLORADO DEPARTMENT OF EDUCATION PAGE : 1
 2003-2004 STATE DROPOUT COUNTS BY DISTRICT

	AMERICAN INDIAN OR ALASKAN NATIVE	AMERICAN INDIAN OR ALASKAN NATIVE	AMERICAN INDIAN OR ALASKAN NATIVE	ASIAN PACIFIC ISLANDER	ASIAN PACIFIC ISLANDER	ASIAN PACIFIC ISLANDER	BLACK NOT OF HISPANIC ORIGIN	BLACK NOT OF HISPANIC ORIGIN	BLACK NOT OF HISPANIC ORIGIN	WHITE NOT OF HISPANIC ORIGIN	WHITE NOT OF HISPANIC ORIGIN	WHITE NOT OF HISPANIC ORIGIN	HISPANIC PUPIL COUNT	HISPANIC DROPOUTS	HISPANIC DROPOUT RATE	TOTALS PUPIL COUNT	TOTALS DROPOUTS	TOTALS DROPOUT RATE
10TH GRADE TOTAL	0	0	0	0	0	0	0	0	0	18	1	5.6	3	0	0	21	1	4.8
11TH GRADE MALE	0	0	0	0	0	0	0	0	0	7	0	0	0	0	0	7	0	0
11TH GRADE FEMALE	0	0	0	0	0	0	0	0	0	10	0	0	0	0	0	10	0	0
11TH GRADE TOTAL	0	0	0	0	0	0	0	0	0	17	0	0	0	0	0	17	0	0
12TH GRADE MALE	1	0	0	0	0	0	0	0	0	5	1	20	0	0	0	6	1	16.7
12TH GRADE FEMALE	0	0	0	0	0	0	0	0	0	4	0	0	2	0	0	6	0	0
12TH GRADE TOTAL	1	0	0	0	0	0	0	0	0	9	1	11.1	2	0	0	12	1	8.3
DISTRICT TOTAL MALE	1	0	0	0	0	0	0	0	0	55	2	3.6	6	0	0	62	2	3.2
DISTRICT TOTAL FEMALE	0	0	0	1	0	0	0	0	0	51	0	0	5	0	0	57	0	0
DISTRICT TOTAL	1	0	0	1	0	0	0	0	0	106	2	1.9	11	0	0	119	2	1.7
DISTRICT TOTALS (ALTERNATIVE SCHOOLS ONLY)																		
DISTRICT TOTAL MALE	0	0	0	0	0	0	0	0	0	0	0	0	0	0	0	0	0	0
DISTRICT TOTAL FEMALE	0	0	0	0	0	0	0	0	0	0	0	0	0	0	0	0	0	0
DISTRICT TOTAL	0	0	0	0	0	0	0	0	0	0	0	0	0	0	0	0	0	0
DISTRICT:	2590	RIDGWAY R-2																
DISTRICT TOTALS (INCLUDING ALTERNATIVE SCHOOLS)																		
7TH GRADE MALE	0	0	0	0	0	0	0	0	0	8	0	0	1	0	0	9	0	0
7TH GRADE FEMALE	0	0	0	0	0	0	0	0	0	13	0	0	0	0	0	13	0	0
7TH GRADE TOTAL	0	0	0	0	0	0	0	0	0	21	0	0	1	0	0	22	0	0
8TH GRADE MALE	0	0	0	0	0	0	0	0	0	15	0	0	2	0	0	17	0	0
8TH GRADE FEMALE	0	0	0	1	0	0	0	0	0	9	0	0	0	0	0	10	0	0
8TH GRADE TOTAL	0	0	0	1	0	0	0	0	0	24	0	0	2	0	0	27	0	0
9TH GRADE MALE	0	0	0	0	0	0	0	0	0	12	0	0	1	0	0	13	0	0
9TH GRADE FEMALE	0	0	0	0	0	0	0	0	0	11	0	0	1	0	0	12	0	0
9TH GRADE TOTAL	0	0	0	0	0	0	0	0	0	23	0	0	2	0	0	25	0	0
10TH GRADE MALE	1	0	0	0	0	0	0	0	0	11	0	0	4	0	0	16	0	0
10TH GRADE FEMALE	0	0	0	0	0	0	0	0	0	18	0	0	1	0	0	19	0	0
10TH GRADE TOTAL	1	0	0	0	0	0	0	0	0	29	0	0	5	0	0	35	0	0
11TH GRADE MALE	0	0	0	0	0	0	0	0	0	14	0	0	1	0	0	15	0	0
11TH GRADE FEMALE	0	0	0	0	0	0	0	0	0	10	1	10	1	0	0	11	1	9.1
11TH GRADE TOTAL	0	0	0	0	0	0	0	0	0	24	1	4.2	2	0	0	26	1	3.8
12TH GRADE MALE	0	0	0	1	1	100	0	0	0	8	0	0	1	1	100	10	2	20
12TH GRADE FEMALE	0	0	0	0	0	0	0	0	0	9	0	0	0	0	0	9	0	0
12TH GRADE TOTAL	0	0	0	1	1	100	0	0	0	17	0	0	1	1	100	19	2	10.5
DISTRICT TOTAL MALE	1	0	0	1	1	100	0	0	0	68	0	0	10	1	10	80	2	2.5
DISTRICT TOTAL FEMALE	0	0	0	1	0	0	0	0	0	70	1	1.4	3	0	0	74	1	1.4
DISTRICT TOTAL	1	0	0	2	1	50	0	0	0	138	1	0.7	13	1	7.7	154	3	1.9
DISTRICT TOTALS (EXCLUDING ALTERNATIVE SCHOOLS)																		
7TH GRADE MALE	0	0	0	0	0	0	0	0	0	8	0	0	1	0	0	9	0	0
7TH GRADE FEMALE	0	0	0	0	0	0	0	0	0	13	0	0	0	0	0	13	0	0
7TH GRADE TOTAL	0	0	0	0	0	0	0	0	0	21	0	0	1	0	0	22	0	0
8TH GRADE MALE	0	0	0	0	0	0	0	0	0	15	0	0	2	0	0	17	0	0
8TH GRADE FEMALE	0	0	0	1	0	0	0	0	0	9	0	0	0	0	0	10	0	0
8TH GRADE TOTAL	0	0	0	1	0	0	0	0	0	24	0	0	2	0	0	27	0	0
9TH GRADE MALE	0	0	0	0	0	0	0	0	0	12	0	0	1	0	0	13	0	0
9TH GRADE FEMALE	0	0	0	0	0	0	0	0	0	11	0	0	1	0	0	12	0	0
9TH GRADE TOTAL	0	0	0	0	0	0	0	0	0	23	0	0	2	0	0	25	0	0
10TH GRADE MALE	1	0	0	0	0	0	0	0	0	11	0	0	4	0	0	16	0	0
10TH GRADE FEMALE	0	0	0	0	0	0	0	0	0	18	0	0	1	0	0	19	0	0



2/5/2006 COLORADO DEPARTMENT OF EDUCATION PAGE : 1
 2003-2004 STATE DROPOUT COUNTS BY DISTRICT

	AMERICAN INDIAN OR ALASKAN NATIVE	AMERICAN INDIAN OR ALASKAN NATIVE	AMERICAN INDIAN OR ALASKAN NATIVE	ASIAN PACIFIC ISLANDER	ASIAN PACIFIC ISLANDER	ASIAN PACIFIC ISLANDER	BLACK NOT OF HISPANIC ORIGIN	BLACK NOT OF HISPANIC ORIGIN	BLACK NOT OF HISPANIC ORIGIN	WHITE NOT OF HISPANIC ORIGIN	WHITE NOT OF HISPANIC ORIGIN	WHITE NOT OF HISPANIC ORIGIN	HISPANIC PUPIL COUNT	HISPANIC DROPOUTS	HISPANIC DROPOUT RATE	TOTALS PUPIL COUNT	TOTALS DROPOUTS	TOTALS DROPOUT RATE	
10TH GRADE TOTAL	1	0	0	0	0	0	0	0	0	29	0	0	5	0	0	35	0	0	
11TH GRADE MALE	0	0	0	0	0	0	0	0	0	14	0	0	1	0	0	15	0	0	
11TH GRADE FEMALE	0	0	0	0	0	0	0	0	0	10	1	10	1	0	0	11	1	9.1	
11TH GRADE TOTAL	0	0	0	0	0	0	0	0	0	24	1	4.2	2	0	0	26	1	3.8	
12TH GRADE MALE	0	0	0	1	1	100	0	0	0	8	0	0	1	1	100	10	2	20	
12TH GRADE FEMALE	0	0	0	0	0	0	0	0	0	9	0	0	0	0	0	9	0	0	
12TH GRADE TOTAL	0	0	0	1	1	100	0	0	0	17	0	0	1	1	100	19	2	10.5	
DISTRICT TOTAL MALE	1	0	0	1	1	100	0	0	0	68	0	0	10	1	10	80	2	2.5	
DISTRICT TOTAL FEMALE	0	0	0	1	0	0	0	0	0	70	1	1.4	3	0	0	74	1	1.4	
DISTRICT TOTAL	1	0	0	2	1	50	0	0	0	138	1	0.7	13	1	7.7	154	3	1.9	
DISTRICT TOTALS (ALTERNATIVE SCHOOLS ONLY)																			
DISTRICT TOTAL MALE	0	0	0	0	0	0	0	0	0	0	0	0	0	0	0	0	0	0	
DISTRICT TOTAL FEMALE	0	0	0	0	0	0	0	0	0	0	0	0	0	0	0	0	0	0	
DISTRICT TOTAL	0	0	0	0	0	0	0	0	0	0	0	0	0	0	0	0	0	0	
COUNTY :	47		PARK																
DISTRICT:	2600		PLATTE CANYON 1																
DISTRICT TOTALS (INCLUDING ALTERNATIVE SCHOOLS)																			
7TH GRADE MALE	3	0	0	1	0	0	0	0	0	73	0	0	2	0	0	79	0	0	
7TH GRADE FEMALE	1	0	0	1	0	0	0	0	0	48	0	0	2	0	0	52	0	0	
7TH GRADE TOTAL	4	0	0	2	0	0	0	0	0	121	0	0	4	0	0	131	0	0	
8TH GRADE MALE	1	0	0	3	0	0	0	0	0	64	0	0	7	0	0	75	0	0	
8TH GRADE FEMALE	2	0	0	0	0	0	1	0	0	46	0	0	5	0	0	54	0	0	
8TH GRADE TOTAL	3	0	0	3	0	0	1	0	0	110	0	0	12	0	0	129	0	0	
9TH GRADE MALE	1	0	0	2	0	0	4	0	0	62	1	1.6	4	0	0	73	1	1.4	
9TH GRADE FEMALE	0	0	0	0	0	0	1	0	0	63	0	0	5	0	0	69	0	0	
9TH GRADE TOTAL	1	0	0	2	0	0	5	0	0	125	1	0.8	9	0	0	142	1	0.7	
10TH GRADE MALE	0	0	0	0	0	0	1	0	0	56	0	0	3	0	0	60	0	0	
10TH GRADE FEMALE	1	0	0	0	0	0	0	0	0	66	2	3	4	0	0	71	2	2.8	
10TH GRADE TOTAL	1	0	0	0	0	0	1	0	0	122	2	1.6	7	0	0	131	2	1.5	
11TH GRADE MALE	1	0	0	0	0	0	1	0	0	60	0	0	4	0	0	66	0	0	
11TH GRADE FEMALE	0	0	0	2	0	0	1	0	0	45	1	2.2	6	0	0	54	1	1.9	
11TH GRADE TOTAL	1	0	0	2	0	0	2	0	0	105	1	1	10	0	0	120	1	0.8	
12TH GRADE MALE	1	0	0	2	0	0	0	0	0	65	8	12.3	4	0	0	72	8	11.1	
12TH GRADE FEMALE	1	0	0	0	0	0	1	0	0	65	0	0	3	1	33.3	70	1	1.4	
12TH GRADE TOTAL	2	0	0	2	0	0	1	0	0	130	8	6.2	7	1	14.3	142	9	6.3	
DISTRICT TOTAL MALE	7	0	0	8	0	0	6	0	0	380	9	2.4	24	0	0	425	9	2.1	
DISTRICT TOTAL FEMALE	5	0	0	3	0	0	4	0	0	333	3	0.9	25	1	4	370	4	1.1	
DISTRICT TOTAL	12	0	0	11	0	0	10	0	0	713	12	1.7	49	1	2	795	13	1.6	
DISTRICT TOTALS (EXCLUDING ALTERNATIVE SCHOOLS)																			
7TH GRADE MALE	3	0	0	1	0	0	0	0	0	73	0	0	2	0	0	79	0	0	
7TH GRADE FEMALE	1	0	0	1	0	0	0	0	0	48	0	0	2	0	0	52	0	0	
7TH GRADE TOTAL	4	0	0	2	0	0	0	0	0	121	0	0	4	0	0	131	0	0	
8TH GRADE MALE	1	0	0	3	0	0	0	0	0	64	0	0	7	0	0	75	0	0	
8TH GRADE FEMALE	2	0	0	0	0	0	1	0	0	46	0	0	5	0	0	54	0	0	
8TH GRADE TOTAL	3	0	0	3	0	0	1	0	0	110	0	0	12	0	0	129	0	0	
9TH GRADE MALE	1	0	0	2	0	0	4	0	0	62	1	1.6	4	0	0	73	1	1.4	
9TH GRADE FEMALE	0	0	0	0	0	0	1	0	0	63	0	0	5	0	0	69	0	0	
9TH GRADE TOTAL	1	0	0	2	0	0	5	0	0	125	1	0.8	9	0	0	142	1	0.7	
10TH GRADE MALE	0	0	0	0	0	0	1	0	0	56	0	0	3	0	0	60	0	0	



2/5/2006 COLORADO DEPARTMENT OF EDUCATION PAGE : 1
 2003-2004 STATE DROPOUT COUNTS BY DISTRICT

	AMERICAN INDIAN OR ALASKAN NATIVE	AMERICAN INDIAN OR ALASKAN NATIVE	AMERICAN INDIAN OR ALASKAN NATIVE	ASIAN PACIFIC ISLANDER	ASIAN PACIFIC ISLANDER	ASIAN PACIFIC ISLANDER	BLACK NOT OF HISPANIC ORIGIN	BLACK NOT OF HISPANIC ORIGIN	BLACK NOT OF HISPANIC ORIGIN	WHITE NOT OF HISPANIC ORIGIN	WHITE NOT OF HISPANIC ORIGIN	WHITE NOT OF HISPANIC ORIGIN	HISPANIC PUPIL COUNT	HISPANIC DROPOUTS	HISPANIC DROPOUT RATE	TOTALS PUPIL COUNT	TOTALS DROPOUTS	TOTALS DROPOUT RATE
10TH GRADE FEMALE	1	0	0	0	0	0	0	0	0	66	2	3	4	0	0	71	2	2.8
10TH GRADE TOTAL	1	0	0	0	0	0	1	0	0	122	2	1.6	7	0	0	131	2	1.5
11TH GRADE MALE	1	0	0	0	0	0	1	0	0	60	0	0	4	0	0	66	0	0
11TH GRADE FEMALE	0	0	0	2	0	0	1	0	0	45	1	2.2	6	0	0	54	1	1.9
11TH GRADE TOTAL	1	0	0	2	0	0	2	0	0	105	1	1	10	0	0	120	1	0.8
12TH GRADE MALE	1	0	0	2	0	0	0	0	0	65	8	12.3	4	0	0	72	8	11.1
12TH GRADE FEMALE	1	0	0	0	0	0	1	0	0	65	0	0	3	1	33.3	70	1	1.4
12TH GRADE TOTAL	2	0	0	2	0	0	1	0	0	130	8	6.2	7	1	14.3	142	9	6.3
DISTRICT TOTAL MALE	7	0	0	8	0	0	6	0	0	380	9	2.4	24	0	0	425	9	2.1
DISTRICT TOTAL FEMALE	5	0	0	3	0	0	4	0	0	333	3	0.9	25	1	4	370	4	1.1
DISTRICT TOTAL	12	0	0	11	0	0	10	0	0	713	12	1.7	49	1	2	795	13	1.6
DISTRICT TOTALS (ALTERNATIVE SCHOOLS ONLY)																		
DISTRICT TOTAL MALE	0	0	0	0	0	0	0	0	0	0	0	0	0	0	0	0	0	0
DISTRICT TOTAL FEMALE	0	0	0	0	0	0	0	0	0	0	0	0	0	0	0	0	0	0
DISTRICT TOTAL	0	0	0	0	0	0	0	0	0	0	0	0	0	0	0	0	0	0
DISTRICT: 2610 PARK COUNTY RE-2																		
DISTRICT TOTALS (INCLUDING ALTERNATIVE SCHOOLS)																		
7TH GRADE MALE	1	0	0	0	0	0	1	0	0	22	0	0	1	0	0	25	0	0
7TH GRADE FEMALE	0	0	0	0	0	0	0	0	0	20	0	0	2	0	0	22	0	0
7TH GRADE TOTAL	1	0	0	0	0	0	1	0	0	42	0	0	3	0	0	47	0	0
8TH GRADE MALE	0	0	0	0	0	0	1	0	0	17	0	0	2	0	0	20	0	0
8TH GRADE FEMALE	0	0	0	0	0	0	1	0	0	20	0	0	2	0	0	23	0	0
8TH GRADE TOTAL	0	0	0	0	0	0	2	0	0	37	0	0	4	0	0	43	0	0
9TH GRADE MALE	1	0	0	0	0	0	0	0	0	24	1	4.2	2	0	0	27	1	3.7
9TH GRADE FEMALE	0	0	0	0	0	0	0	0	0	18	0	0	0	0	0	18	0	0
9TH GRADE TOTAL	1	0	0	0	0	0	0	0	0	42	1	2.4	2	0	0	45	1	2.2
10TH GRADE MALE	1	0	0	0	0	0	0	0	0	25	0	0	0	0	0	26	0	0
10TH GRADE FEMALE	0	0	0	0	0	0	0	0	0	17	0	0	2	0	0	19	0	0
10TH GRADE TOTAL	1	0	0	0	0	0	0	0	0	42	0	0	2	0	0	45	0	0
11TH GRADE MALE	0	0	0	0	0	0	0	0	0	11	0	0	3	0	0	14	0	0
11TH GRADE FEMALE	0	0	0	0	0	0	0	0	0	8	0	0	0	0	0	8	0	0
11TH GRADE TOTAL	0	0	0	0	0	0	0	0	0	19	0	0	3	0	0	22	0	0
12TH GRADE MALE	0	0	0	0	0	0	0	0	0	16	2	12.5	1	0	0	17	2	11.8
12TH GRADE FEMALE	0	0	0	0	0	0	0	0	0	16	0	0	2	0	0	18	0	0
12TH GRADE TOTAL	0	0	0	0	0	0	0	0	0	32	2	6.3	3	0	0	35	2	5.7
DISTRICT TOTAL MALE	3	0	0	0	0	0	2	0	0	115	3	2.6	9	0	0	129	3	2.3
DISTRICT TOTAL FEMALE	0	0	0	0	0	0	1	0	0	99	0	0	8	0	0	108	0	0
DISTRICT TOTAL	3	0	0	0	0	0	3	0	0	214	3	1.4	17	0	0	237	3	1.3
DISTRICT TOTALS (EXCLUDING ALTERNATIVE SCHOOLS)																		
7TH GRADE MALE	1	0	0	0	0	0	1	0	0	22	0	0	1	0	0	25	0	0
7TH GRADE FEMALE	0	0	0	0	0	0	0	0	0	20	0	0	2	0	0	22	0	0
7TH GRADE TOTAL	1	0	0	0	0	0	1	0	0	42	0	0	3	0	0	47	0	0
8TH GRADE MALE	0	0	0	0	0	0	1	0	0	17	0	0	2	0	0	20	0	0
8TH GRADE FEMALE	0	0	0	0	0	0	1	0	0	20	0	0	2	0	0	23	0	0
8TH GRADE TOTAL	0	0	0	0	0	0	2	0	0	37	0	0	4	0	0	43	0	0
9TH GRADE MALE	1	0	0	0	0	0	0	0	0	24	1	4.2	2	0	0	27	1	3.7
9TH GRADE FEMALE	0	0	0	0	0	0	0	0	0	18	0	0	0	0	0	18	0	0
9TH GRADE TOTAL	1	0	0	0	0	0	0	0	0	42	1	2.4	2	0	0	45	1	2.2
10TH GRADE MALE	1	0	0	0	0	0	0	0	0	25	0	0	0	0	0	26	0	0




2/5/2006 COLORADO DEPARTMENT OF EDUCATION PAGE : 1
 2003-2004 STATE DROPOUT COUNTS BY DISTRICT

	AMERICAN INDIAN OR ALASKAN NATIVE	AMERICAN INDIAN OR ALASKAN NATIVE	AMERICAN INDIAN OR ALASKAN NATIVE	ASIAN PACIFIC ISLANDER	ASIAN PACIFIC ISLANDER	ASIAN PACIFIC ISLANDER	BLACK NOT OF HISPANIC ORIGIN	BLACK NOT OF HISPANIC ORIGIN	BLACK NOT OF HISPANIC ORIGIN	WHITE NOT OF HISPANIC ORIGIN	WHITE NOT OF HISPANIC ORIGIN	WHITE NOT OF HISPANIC ORIGIN	HISPANIC PUPIL COUNT	HISPANIC DROPOUTS	HISPANIC DROPOUT RATE	TOTALS PUPIL COUNT	TOTALS DROPOUTS	TOTALS DROPOUT RATE	
10TH GRADE FEMALE	0	0	0	0	0	0	0	0	0	17	0	0	2	0	0	19	0	0	
10TH GRADE TOTAL	1	0	0	0	0	0	0	0	0	42	0	0	2	0	0	45	0	0	
11TH GRADE MALE	0	0	0	0	0	0	0	0	0	11	0	0	3	0	0	14	0	0	
11TH GRADE FEMALE	0	0	0	0	0	0	0	0	0	8	0	0	0	0	0	8	0	0	
11TH GRADE TOTAL	0	0	0	0	0	0	0	0	0	19	0	0	3	0	0	22	0	0	
12TH GRADE MALE	0	0	0	0	0	0	0	0	0	16	2	12.5	1	0	0	17	2	11.8	
12TH GRADE FEMALE	0	0	0	0	0	0	0	0	0	16	0	0	2	0	0	18	0	0	
12TH GRADE TOTAL	0	0	0	0	0	0	0	0	0	32	2	6.3	3	0	0	35	2	5.7	
DISTRICT TOTAL MALE	3	0	0	0	0	0	2	0	0	115	3	2.6	9	0	0	129	3	2.3	
DISTRICT TOTAL FEMALE	0	0	0	0	0	0	1	0	0	99	0	0	8	0	0	108	0	0	
DISTRICT TOTAL	3	0	0	0	0	0	3	0	0	214	3	1.4	17	0	0	237	3	1.3	
DISTRICT TOTALS (ALTERNATIVE SCHOOLS ONLY)																			
DISTRICT TOTAL MALE	0	0	0	0	0	0	0	0	0	0	0	0	0	0	0	0	0	0	
DISTRICT TOTAL FEMALE	0	0	0	0	0	0	0	0	0	0	0	0	0	0	0	0	0	0	
DISTRICT TOTAL	0	0	0	0	0	0	0	0	0	0	0	0	0	0	0	0	0	0	
COUNTY :	48	PHILLIPS																	
DISTRICT:	2620	HOLYOKE RE-1J																	
DISTRICT TOTALS (INCLUDING ALTERNATIVE SCHOOLS)																			
7TH GRADE MALE	0	0	0	0	0	0	0	0	0	23	0	0	4	0	0	27	0	0	
7TH GRADE FEMALE	0	0	0	0	0	0	0	0	0	21	0	0	9	0	0	30	0	0	
7TH GRADE TOTAL	0	0	0	0	0	0	0	0	0	44	0	0	13	0	0	57	0	0	
8TH GRADE MALE	0	0	0	0	0	0	0	0	0	13	0	0	10	0	0	23	0	0	
8TH GRADE FEMALE	0	0	0	0	0	0	0	0	0	23	0	0	9	1	11.1	32	1	3.1	
8TH GRADE TOTAL	0	0	0	0	0	0	0	0	0	36	0	0	19	1	5.3	55	1	1.8	
9TH GRADE MALE	0	0	0	0	0	0	0	0	0	17	0	0	9	0	0	26	0	0	
9TH GRADE FEMALE	0	0	0	0	0	0	0	0	0	22	0	0	7	0	0	29	0	0	
9TH GRADE TOTAL	0	0	0	0	0	0	0	0	0	39	0	0	16	0	0	55	0	0	
10TH GRADE MALE	0	0	0	0	0	0	0	0	0	25	0	0	10	0	0	35	0	0	
10TH GRADE FEMALE	0	0	0	0	0	0	0	0	0	16	0	0	13	0	0	29	0	0	
10TH GRADE TOTAL	0	0	0	0	0	0	0	0	0	41	0	0	23	0	0	64	0	0	
11TH GRADE MALE	0	0	0	0	0	0	0	0	0	18	0	0	5	0	0	23	0	0	
11TH GRADE FEMALE	0	0	0	0	0	0	0	0	0	18	0	0	9	0	0	27	0	0	
11TH GRADE TOTAL	0	0	0	0	0	0	0	0	0	36	0	0	14	0	0	50	0	0	
12TH GRADE MALE	0	0	0	0	0	0	0	0	0	23	0	0	6	0	0	29	0	0	
12TH GRADE FEMALE	0	0	0	0	0	0	0	0	0	26	0	0	5	0	0	31	0	0	
12TH GRADE TOTAL	0	0	0	0	0	0	0	0	0	49	0	0	11	0	0	60	0	0	
DISTRICT TOTAL MALE	0	0	0	0	0	0	0	0	0	119	0	0	44	0	0	163	0	0	
DISTRICT TOTAL FEMALE	0	0	0	0	0	0	0	0	0	126	0	0	52	1	1.9	178	1	0.6	
DISTRICT TOTAL	0	0	0	0	0	0	0	0	0	245	0	0	96	1	1	341	1	0.3	
DISTRICT TOTALS (EXCLUDING ALTERNATIVE SCHOOLS)																			
7TH GRADE MALE	0	0	0	0	0	0	0	0	0	23	0	0	4	0	0	27	0	0	
7TH GRADE FEMALE	0	0	0	0	0	0	0	0	0	21	0	0	9	0	0	30	0	0	
7TH GRADE TOTAL	0	0	0	0	0	0	0	0	0	44	0	0	13	0	0	57	0	0	
8TH GRADE MALE	0	0	0	0	0	0	0	0	0	13	0	0	10	0	0	23	0	0	
8TH GRADE FEMALE	0	0	0	0	0	0	0	0	0	23	0	0	9	1	11.1	32	1	3.1	
8TH GRADE TOTAL	0	0	0	0	0	0	0	0	0	36	0	0	19	1	5.3	55	1	1.8	
9TH GRADE MALE	0	0	0	0	0	0	0	0	0	17	0	0	9	0	0	26	0	0	
9TH GRADE FEMALE	0	0	0	0	0	0	0	0	0	22	0	0	7	0	0	29	0	0	
9TH GRADE TOTAL	0	0	0	0	0	0	0	0	0	39	0	0	16	0	0	55	0	0	




2/5/2006 COLORADO DEPARTMENT OF EDUCATION PAGE : 1
 2003-2004 STATE DROPOUT COUNTS BY DISTRICT

	AMERICAN INDIAN OR ALASKAN NATIVE	AMERICAN INDIAN OR ALASKAN NATIVE	AMERICAN INDIAN OR ALASKAN NATIVE	ASIAN PACIFIC ISLANDER	ASIAN PACIFIC ISLANDER	ASIAN PACIFIC ISLANDER	BLACK NOT OF HISPANIC ORIGIN	BLACK NOT OF HISPANIC ORIGIN	BLACK NOT OF HISPANIC ORIGIN	WHITE NOT OF HISPANIC ORIGIN	WHITE NOT OF HISPANIC ORIGIN	WHITE NOT OF HISPANIC ORIGIN	HISPANIC PUPIL COUNT	HISPANIC DROPOUTS	HISPANIC DROPOUT RATE	TOTALS PUPIL COUNT	TOTALS DROPOUTS	TOTALS DROPOUT RATE	
10TH GRADE MALE	0	0	0	0	0	0	0	0	0	25	0	0	10	0	0	35	0	0	
10TH GRADE FEMALE	0	0	0	0	0	0	0	0	0	16	0	0	13	0	0	29	0	0	
10TH GRADE TOTAL	0	0	0	0	0	0	0	0	0	41	0	0	23	0	0	64	0	0	
11TH GRADE MALE	0	0	0	0	0	0	0	0	0	18	0	0	5	0	0	23	0	0	
11TH GRADE FEMALE	0	0	0	0	0	0	0	0	0	18	0	0	9	0	0	27	0	0	
11TH GRADE TOTAL	0	0	0	0	0	0	0	0	0	36	0	0	14	0	0	50	0	0	
12TH GRADE MALE	0	0	0	0	0	0	0	0	0	23	0	0	6	0	0	29	0	0	
12TH GRADE FEMALE	0	0	0	0	0	0	0	0	0	26	0	0	5	0	0	31	0	0	
12TH GRADE TOTAL	0	0	0	0	0	0	0	0	0	49	0	0	11	0	0	60	0	0	
DISTRICT TOTAL MALE	0	0	0	0	0	0	0	0	0	119	0	0	44	0	0	163	0	0	
DISTRICT TOTAL FEMALE	0	0	0	0	0	0	0	0	0	126	0	0	52	1	1.9	178	1	0.6	
DISTRICT TOTAL	0	0	0	0	0	0	0	0	0	245	0	0	96	1	1	341	1	0.3	
DISTRICT TOTALS (ALTERNATIVE SCHOOLS ONLY)																			
DISTRICT TOTAL MALE	0	0	0	0	0	0	0	0	0	0	0	0	0	0	0	0	0	0	
DISTRICT TOTAL FEMALE	0	0	0	0	0	0	0	0	0	0	0	0	0	0	0	0	0	0	
DISTRICT TOTAL	0	0	0	0	0	0	0	0	0	0	0	0	0	0	0	0	0	0	
DISTRICT: 2630 HAXTUN RE-2J																			
DISTRICT TOTALS (INCLUDING ALTERNATIVE SCHOOLS)																			
7TH GRADE MALE	0	0	0	0	0	0	0	0	0	11	0	0	1	0	0	12	0	0	
7TH GRADE FEMALE	0	0	0	0	0	0	0	0	0	8	0	0	0	0	0	8	0	0	
7TH GRADE TOTAL	0	0	0	0	0	0	0	0	0	19	0	0	1	0	0	20	0	0	
8TH GRADE MALE	0	0	0	0	0	0	0	0	0	3	0	0	0	0	0	3	0	0	
8TH GRADE FEMALE	0	0	0	1	0	0	0	0	0	17	0	0	1	0	0	19	0	0	
8TH GRADE TOTAL	0	0	0	1	0	0	0	0	0	20	0	0	1	0	0	22	0	0	
9TH GRADE MALE	0	0	0	0	0	0	0	0	0	12	1	8.3	0	0	0	12	1	8.3	
9TH GRADE FEMALE	0	0	0	0	0	0	0	0	0	9	0	0	0	0	0	9	0	0	
9TH GRADE TOTAL	0	0	0	0	0	0	0	0	0	21	1	4.8	0	0	0	21	1	4.8	
10TH GRADE MALE	0	0	0	0	0	0	0	0	0	14	2	14.3	0	0	0	14	2	14.3	
10TH GRADE FEMALE	1	0	0	0	0	0	0	0	0	16	0	0	1	0	0	18	0	0	
10TH GRADE TOTAL	1	0	0	0	0	0	0	0	0	30	2	6.7	1	0	0	32	2	6.3	
11TH GRADE MALE	0	0	0	0	0	0	1	0	0	13	0	0	1	0	0	15	0	0	
11TH GRADE FEMALE	1	0	0	0	0	0	0	0	0	10	1	10	0	0	0	11	1	9.1	
11TH GRADE TOTAL	1	0	0	0	0	0	1	0	0	23	1	4.3	1	0	0	26	1	3.8	
12TH GRADE MALE	0	0	0	1	0	0	0	0	0	12	0	0	0	0	0	13	0	0	
12TH GRADE FEMALE	0	0	0	0	0	0	0	0	0	9	0	0	0	0	0	9	0	0	
12TH GRADE TOTAL	0	0	0	1	0	0	0	0	0	21	0	0	0	0	0	22	0	0	
DISTRICT TOTAL MALE	0	0	0	1	0	0	1	0	0	65	3	4.6	2	0	0	69	3	4.3	
DISTRICT TOTAL FEMALE	2	0	0	1	0	0	0	0	0	69	1	1.4	2	0	0	74	1	1.4	
DISTRICT TOTAL	2	0	0	2	0	0	1	0	0	134	4	3	4	0	0	143	4	2.8	
DISTRICT TOTALS (EXCLUDING ALTERNATIVE SCHOOLS)																			
7TH GRADE MALE	0	0	0	0	0	0	0	0	0	11	0	0	1	0	0	12	0	0	
7TH GRADE FEMALE	0	0	0	0	0	0	0	0	0	8	0	0	0	0	0	8	0	0	
7TH GRADE TOTAL	0	0	0	0	0	0	0	0	0	19	0	0	1	0	0	20	0	0	
8TH GRADE MALE	0	0	0	0	0	0	0	0	0	3	0	0	0	0	0	3	0	0	
8TH GRADE FEMALE	0	0	0	1	0	0	0	0	0	17	0	0	1	0	0	19	0	0	
8TH GRADE TOTAL	0	0	0	1	0	0	0	0	0	20	0	0	1	0	0	22	0	0	
9TH GRADE MALE	0	0	0	0	0	0	0	0	0	12	1	8.3	0	0	0	12	1	8.3	
9TH GRADE FEMALE	0	0	0	0	0	0	0	0	0	9	0	0	0	0	0	9	0	0	
9TH GRADE TOTAL	0	0	0	0	0	0	0	0	0	21	1	4.8	0	0	0	21	1	4.8	




2/5/2006 COLORADO DEPARTMENT OF EDUCATION PAGE : 1
 2003-2004 STATE DROPOUT COUNTS BY DISTRICT

	AMERICAN INDIAN OR ALASKAN NATIVE	AMERICAN INDIAN OR ALASKAN NATIVE	AMERICAN INDIAN OR ALASKAN NATIVE	ASIAN PACIFIC ISLANDER	ASIAN PACIFIC ISLANDER	ASIAN PACIFIC ISLANDER	BLACK NOT OF HISPANIC ORIGIN	BLACK NOT OF HISPANIC ORIGIN	BLACK NOT OF HISPANIC ORIGIN	WHITE NOT OF HISPANIC ORIGIN	WHITE NOT OF HISPANIC ORIGIN	WHITE NOT OF HISPANIC ORIGIN	HISPANIC PUPIL COUNT	HISPANIC DROPOUTS	HISPANIC DROPOUT RATE	TOTALS PUPIL COUNT	TOTALS DROPOUTS	TOTALS DROPOUT RATE	
10TH GRADE MALE	0	0	0	0	0	0	0	0	0	14	2	14.3	0	0	0	14	2	14.3	
10TH GRADE FEMALE	1	0	0	0	0	0	0	0	0	16	0	0	1	0	0	18	0	0	
10TH GRADE TOTAL	1	0	0	0	0	0	0	0	0	30	2	6.7	1	0	0	32	2	6.3	
11TH GRADE MALE	0	0	0	0	0	0	1	0	0	13	0	0	1	0	0	15	0	0	
11TH GRADE FEMALE	1	0	0	0	0	0	0	0	0	10	1	10	0	0	0	11	1	9.1	
11TH GRADE TOTAL	1	0	0	0	0	0	1	0	0	23	1	4.3	1	0	0	26	1	3.8	
12TH GRADE MALE	0	0	0	1	0	0	0	0	0	12	0	0	0	0	0	13	0	0	
12TH GRADE FEMALE	0	0	0	0	0	0	0	0	0	9	0	0	0	0	0	9	0	0	
12TH GRADE TOTAL	0	0	0	1	0	0	0	0	0	21	0	0	0	0	0	22	0	0	
DISTRICT TOTAL MALE	0	0	0	1	0	0	1	0	0	65	3	4.6	2	0	0	69	3	4.3	
DISTRICT TOTAL FEMALE	2	0	0	1	0	0	0	0	0	69	1	1.4	2	0	0	74	1	1.4	
DISTRICT TOTAL	2	0	0	2	0	0	1	0	0	134	4	3	4	0	0	143	4	2.8	
DISTRICT TOTALS (ALTERNATIVE SCHOOLS ONLY)																			
DISTRICT TOTAL MALE	0	0	0	0	0	0	0	0	0	0	0	0	0	0	0	0	0	0	
DISTRICT TOTAL FEMALE	0	0	0	0	0	0	0	0	0	0	0	0	0	0	0	0	0	0	
DISTRICT TOTAL	0	0	0	0	0	0	0	0	0	0	0	0	0	0	0	0	0	0	
COUNTY :	49		PITKIN																
DISTRICT:	2640		ASPEN 1																
DISTRICT TOTALS (INCLUDING ALTERNATIVE SCHOOLS)																			
7TH GRADE MALE	0	0	0	2	0	0	0	0	0	60	0	0	15	0	0	77	0	0	
7TH GRADE FEMALE	0	0	0	1	0	0	0	0	0	51	0	0	6	0	0	58	0	0	
7TH GRADE TOTAL	0	0	0	3	0	0	0	0	0	111	0	0	21	0	0	135	0	0	
8TH GRADE MALE	1	0	0	2	0	0	0	0	0	66	0	0	6	0	0	75	0	0	
8TH GRADE FEMALE	0	0	0	0	0	0	0	0	0	47	5	10.6	6	0	0	53	5	9.4	
8TH GRADE TOTAL	1	0	0	2	0	0	0	0	0	113	5	4.4	12	0	0	128	5	3.9	
9TH GRADE MALE	0	0	0	2	0	0	2	0	0	67	0	0	11	0	0	82	0	0	
9TH GRADE FEMALE	0	0	0	2	0	0	0	0	0	74	0	0	3	0	0	79	0	0	
9TH GRADE TOTAL	0	0	0	4	0	0	2	0	0	141	0	0	14	0	0	161	0	0	
10TH GRADE MALE	0	0	0	0	0	0	0	0	0	74	0	0	8	0	0	82	0	0	
10TH GRADE FEMALE	1	0	0	1	0	0	0	0	0	68	0	0	8	0	0	78	0	0	
10TH GRADE TOTAL	1	0	0	1	0	0	0	0	0	142	0	0	16	0	0	160	0	0	
11TH GRADE MALE	0	0	0	2	0	0	1	0	0	57	0	0	10	5	50	70	5	7.1	
11TH GRADE FEMALE	0	0	0	0	0	0	0	0	0	47	2	4.3	10	0	0	57	2	3.5	
11TH GRADE TOTAL	0	0	0	2	0	0	1	0	0	104	2	1.9	20	5	25	127	7	5.5	
12TH GRADE MALE	1	0	0	2	0	0	0	0	0	43	1	2.3	6	0	0	52	1	1.9	
12TH GRADE FEMALE	0	0	0	4	0	0	0	0	0	43	0	0	5	1	20	52	1	1.9	
12TH GRADE TOTAL	1	0	0	6	0	0	0	0	0	86	1	1.2	11	1	9.1	104	2	1.9	
DISTRICT TOTAL MALE	2	0	0	10	0	0	3	0	0	367	1	0.3	56	5	8.9	438	6	1.4	
DISTRICT TOTAL FEMALE	1	0	0	8	0	0	0	0	0	330	7	2.1	38	1	2.6	377	8	2.1	
DISTRICT TOTAL	3	0	0	18	0	0	3	0	0	697	8	1.1	94	6	6.4	815	14	1.7	
DISTRICT TOTALS (EXCLUDING ALTERNATIVE SCHOOLS)																			
7TH GRADE MALE	0	0	0	2	0	0	0	0	0	60	0	0	15	0	0	77	0	0	
7TH GRADE FEMALE	0	0	0	1	0	0	0	0	0	51	0	0	6	0	0	58	0	0	
7TH GRADE TOTAL	0	0	0	3	0	0	0	0	0	111	0	0	21	0	0	135	0	0	
8TH GRADE MALE	1	0	0	2	0	0	0	0	0	66	0	0	6	0	0	75	0	0	
8TH GRADE FEMALE	0	0	0	0	0	0	0	0	0	47	5	10.6	6	0	0	53	5	9.4	
8TH GRADE TOTAL	1	0	0	2	0	0	0	0	0	113	5	4.4	12	0	0	128	5	3.9	
9TH GRADE MALE	0	0	0	2	0	0	2	0	0	67	0	0	11	0	0	82	0	0	
9TH GRADE FEMALE	0	0	0	2	0	0	0	0	0	74	0	0	3	0	0	79	0	0	




2/5/2006 COLORADO DEPARTMENT OF EDUCATION PAGE : 1
 2003-2004 STATE DROPOUT COUNTS BY DISTRICT

	AMERICAN INDIAN OR ALASKAN NATIVE	AMERICAN INDIAN OR ALASKAN NATIVE	AMERICAN INDIAN OR ALASKAN NATIVE	ASIAN PACIFIC ISLANDER	ASIAN PACIFIC ISLANDER	ASIAN PACIFIC ISLANDER	BLACK NOT OF HISPANIC ORIGIN	BLACK NOT OF HISPANIC ORIGIN	BLACK NOT OF HISPANIC ORIGIN	WHITE NOT OF HISPANIC ORIGIN	WHITE NOT OF HISPANIC ORIGIN	WHITE NOT OF HISPANIC ORIGIN	HISPANIC PUPIL COUNT	HISPANIC DROPOUTS	HISPANIC DROPOUT RATE	TOTALS PUPIL COUNT	TOTALS DROPOUTS	TOTALS DROPOUT RATE
9TH GRADE TOTAL	0	0	0	4	0	0	2	0	0	141	0	0	14	0	0	161	0	0
10TH GRADE MALE	0	0	0	0	0	0	0	0	0	74	0	0	8	0	0	82	0	0
10TH GRADE FEMALE	1	0	0	1	0	0	0	0	0	68	0	0	8	0	0	78	0	0
10TH GRADE TOTAL	1	0	0	1	0	0	0	0	0	142	0	0	16	0	0	160	0	0
11TH GRADE MALE	0	0	0	2	0	0	1	0	0	57	0	0	10	5	50	70	5	7.1
11TH GRADE FEMALE	0	0	0	0	0	0	0	0	0	47	2	4.3	10	0	0	57	2	3.5
11TH GRADE TOTAL	0	0	0	2	0	0	1	0	0	104	2	1.9	20	5	25	127	7	5.5
12TH GRADE MALE	1	0	0	2	0	0	0	0	0	43	1	2.3	6	0	0	52	1	1.9
12TH GRADE FEMALE	0	0	0	4	0	0	0	0	0	43	0	0	5	1	20	52	1	1.9
12TH GRADE TOTAL	1	0	0	6	0	0	0	0	0	86	1	1.2	11	1	9.1	104	2	1.9
DISTRICT TOTAL MALE	2	0	0	10	0	0	3	0	0	367	1	0.3	56	5	8.9	438	6	1.4
DISTRICT TOTAL FEMALE	1	0	0	8	0	0	0	0	0	330	7	2.1	38	1	2.6	377	8	2.1
DISTRICT TOTAL	3	0	0	18	0	0	3	0	0	697	8	1.1	94	6	6.4	815	14	1.7
DISTRICT TOTALS (ALTERNATIVE SCHOOLS ONLY)																		
DISTRICT TOTAL MALE	0	0	0	0	0	0	0	0	0	0	0	0	0	0	0	0	0	0
DISTRICT TOTAL FEMALE	0	0	0	0	0	0	0	0	0	0	0	0	0	0	0	0	0	0
DISTRICT TOTAL	0	0	0	0	0	0	0	0	0	0	0	0	0	0	0	0	0	0
COUNTY	:	50	PROWERS															
DISTRICT:	2850	GRANADA RE-1																
DISTRICT TOTALS (INCLUDING ALTERNATIVE SCHOOLS)																		
7TH GRADE MALE	0	0	0	0	0	0	0	0	0	6	0	0	13	0	0	19	0	0
7TH GRADE FEMALE	0	0	0	0	0	0	0	0	0	4	0	0	10	0	0	14	0	0
7TH GRADE TOTAL	0	0	0	0	0	0	0	0	0	10	0	0	23	0	0	33	0	0
8TH GRADE MALE	0	0	0	0	0	0	0	0	0	3	0	0	8	0	0	11	0	0
8TH GRADE FEMALE	0	0	0	0	0	0	0	0	0	4	0	0	10	0	0	14	0	0
8TH GRADE TOTAL	0	0	0	0	0	0	0	0	0	7	0	0	18	0	0	25	0	0
9TH GRADE MALE	0	0	0	0	0	0	0	0	0	7	0	0	12	0	0	19	0	0
9TH GRADE FEMALE	0	0	0	0	0	0	0	0	0	4	0	0	9	0	0	13	0	0
9TH GRADE TOTAL	0	0	0	0	0	0	0	0	0	11	0	0	21	0	0	32	0	0
10TH GRADE MALE	0	0	0	0	0	0	0	0	0	6	0	0	11	2	18.2	17	2	11.8
10TH GRADE FEMALE	0	0	0	0	0	0	0	0	0	5	0	0	7	1	14.3	12	1	8.3
10TH GRADE TOTAL	0	0	0	0	0	0	0	0	0	11	0	0	18	3	16.7	29	3	10.3
11TH GRADE MALE	0	0	0	0	0	0	0	0	0	1	0	0	4	0	0	5	0	0
11TH GRADE FEMALE	0	0	0	0	0	0	0	0	0	2	0	0	2	0	0	4	0	0
11TH GRADE TOTAL	0	0	0	0	0	0	0	0	0	3	0	0	6	0	0	9	0	0
12TH GRADE MALE	0	0	0	0	0	0	0	0	0	3	0	0	9	1	11.1	12	1	8.3
12TH GRADE FEMALE	0	0	0	0	0	0	0	0	0	4	0	0	6	0	0	10	0	0
12TH GRADE TOTAL	0	0	0	0	0	0	0	0	0	7	0	0	15	1	6.7	22	1	4.5
DISTRICT TOTAL MALE	0	0	0	0	0	0	0	0	0	26	0	0	57	3	5.3	83	3	3.6
DISTRICT TOTAL FEMALE	0	0	0	0	0	0	0	0	0	23	0	0	44	1	2.3	67	1	1.5
DISTRICT TOTAL	0	0	0	0	0	0	0	0	0	49	0	0	101	4	4	150	4	2.7
DISTRICT TOTALS (EXCLUDING ALTERNATIVE SCHOOLS)																		
7TH GRADE MALE	0	0	0	0	0	0	0	0	0	6	0	0	13	0	0	19	0	0
7TH GRADE FEMALE	0	0	0	0	0	0	0	0	0	4	0	0	10	0	0	14	0	0
7TH GRADE TOTAL	0	0	0	0	0	0	0	0	0	10	0	0	23	0	0	33	0	0
8TH GRADE MALE	0	0	0	0	0	0	0	0	0	3	0	0	8	0	0	11	0	0
8TH GRADE FEMALE	0	0	0	0	0	0	0	0	0	4	0	0	10	0	0	14	0	0
8TH GRADE TOTAL	0	0	0	0	0	0	0	0	0	7	0	0	18	0	0	25	0	0
9TH GRADE MALE	0	0	0	0	0	0	0	0	0	7	0	0	12	0	0	19	0	0




2/5/2006 COLORADO DEPARTMENT OF EDUCATION PAGE : 1
 2003-2004 STATE DROPOUT COUNTS BY DISTRICT

	AMERICAN INDIAN OR ALASKAN NATIVE	AMERICAN INDIAN OR ALASKAN NATIVE	AMERICAN INDIAN OR ALASKAN NATIVE	ASIAN PACIFIC ISLANDER	ASIAN PACIFIC ISLANDER	ASIAN PACIFIC ISLANDER	BLACK NOT OF HISPANIC ORIGIN	BLACK NOT OF HISPANIC ORIGIN	BLACK NOT OF HISPANIC ORIGIN	WHITE NOT OF HISPANIC ORIGIN	WHITE NOT OF HISPANIC ORIGIN	WHITE NOT OF HISPANIC ORIGIN	HISPANIC PUPIL COUNT	HISPANIC DROPOUTS	HISPANIC DROPOUT RATE	TOTALS PUPIL COUNT	TOTALS DROPOUTS	TOTALS DROPOUT RATE	
9TH GRADE FEMALE	0	0	0	0	0	0	0	0	0	4	0	0	9	0	0	13	0	0	
9TH GRADE TOTAL	0	0	0	0	0	0	0	0	0	11	0	0	21	0	0	32	0	0	
10TH GRADE MALE	0	0	0	0	0	0	0	0	0	6	0	0	11	2	18.2	17	2	11.8	
10TH GRADE FEMALE	0	0	0	0	0	0	0	0	0	5	0	0	7	1	14.3	12	1	8.3	
10TH GRADE TOTAL	0	0	0	0	0	0	0	0	0	11	0	0	18	3	16.7	29	3	10.3	
11TH GRADE MALE	0	0	0	0	0	0	0	0	0	1	0	0	4	0	0	5	0	0	
11TH GRADE FEMALE	0	0	0	0	0	0	0	0	0	2	0	0	2	0	0	4	0	0	
11TH GRADE TOTAL	0	0	0	0	0	0	0	0	0	3	0	0	6	0	0	9	0	0	
12TH GRADE MALE	0	0	0	0	0	0	0	0	0	3	0	0	9	1	11.1	12	1	8.3	
12TH GRADE FEMALE	0	0	0	0	0	0	0	0	0	4	0	0	6	0	0	10	0	0	
12TH GRADE TOTAL	0	0	0	0	0	0	0	0	0	7	0	0	15	1	6.7	22	1	4.5	
DISTRICT TOTAL MALE	0	0	0	0	0	0	0	0	0	26	0	0	57	3	5.3	83	3	3.6	
DISTRICT TOTAL FEMALE	0	0	0	0	0	0	0	0	0	23	0	0	44	1	2.3	67	1	1.5	
DISTRICT TOTAL	0	0	0	0	0	0	0	0	0	49	0	0	101	4	4	150	4	2.7	
DISTRICT TOTALS (ALTERNATIVE SCHOOLS ONLY)																			
DISTRICT TOTAL MALE	0	0	0	0	0	0	0	0	0	0	0	0	0	0	0	0	0	0	
DISTRICT TOTAL FEMALE	0	0	0	0	0	0	0	0	0	0	0	0	0	0	0	0	0	0	
DISTRICT TOTAL	0	0	0	0	0	0	0	0	0	0	0	0	0	0	0	0	0	0	
DISTRICT:	2660	LAMAR RE-2																	
DISTRICT TOTALS (INCLUDING ALTERNATIVE SCHOOLS)																			
7TH GRADE MALE	3	0	0	0	0	0	0	0	0	41	0	0	37	0	0	81	0	0	
7TH GRADE FEMALE	2	0	0	0	0	0	2	0	0	38	0	0	30	0	0	72	0	0	
7TH GRADE TOTAL	5	0	0	0	0	0	2	0	0	79	0	0	67	0	0	153	0	0	
8TH GRADE MALE	0	0	0	0	0	0	1	0	0	33	0	0	33	1	3	67	1	1.5	
8TH GRADE FEMALE	2	0	0	1	0	0	3	0	0	28	0	0	37	0	0	71	0	0	
8TH GRADE TOTAL	2	0	0	1	0	0	4	0	0	61	0	0	70	1	1.4	138	1	0.7	
9TH GRADE MALE	1	1	100	0	0	0	2	0	0	47	2	4.3	38	2	5.3	88	5	5.7	
9TH GRADE FEMALE	0	0	0	0	0	0	1	0	0	36	0	0	31	3	9.7	68	3	4.4	
9TH GRADE TOTAL	1	1	100	0	0	0	3	0	0	83	2	2.4	69	5	7.2	156	8	5.1	
10TH GRADE MALE	1	0	0	0	0	0	1	0	0	40	2	5	34	7	20.6	76	9	11.8	
10TH GRADE FEMALE	0	0	0	0	0	0	0	0	0	50	1	2	33	3	9.1	83	4	4.8	
10TH GRADE TOTAL	1	0	0	0	0	0	1	0	0	90	3	3.3	67	10	14.9	159	13	8.2	
11TH GRADE MALE	0	0	0	1	0	0	0	0	0	41	2	4.9	26	4	15.4	68	6	8.8	
11TH GRADE FEMALE	0	0	0	2	0	0	0	0	0	53	3	5.7	17	6	35.3	72	9	12.5	
11TH GRADE TOTAL	0	0	0	3	0	0	0	0	0	94	5	5.3	43	10	23.3	140	15	10.7	
12TH GRADE MALE	0	0	0	0	0	0	1	0	0	48	3	6.3	16	0	0	65	3	4.6	
12TH GRADE FEMALE	0	0	0	0	0	0	0	0	0	43	3	7	24	4	16.7	67	7	10.4	
12TH GRADE TOTAL	0	0	0	0	0	0	1	0	0	91	6	6.6	40	4	10	132	10	7.6	
DISTRICT TOTAL MALE	5	1	20	1	0	0	5	0	0	250	9	3.6	184	14	7.6	445	24	5.4	
DISTRICT TOTAL FEMALE	4	0	0	3	0	0	6	0	0	248	7	2.8	172	16	9.3	433	23	5.3	
DISTRICT TOTAL	9	1	11.1	4	0	0	11	0	0	498	16	3.2	356	30	8.4	878	47	5.4	
DISTRICT TOTALS (EXCLUDING ALTERNATIVE SCHOOLS)																			
7TH GRADE MALE	3	0	0	0	0	0	0	0	0	41	0	0	37	0	0	81	0	0	
7TH GRADE FEMALE	2	0	0	0	0	0	2	0	0	38	0	0	30	0	0	72	0	0	
7TH GRADE TOTAL	5	0	0	0	0	0	2	0	0	79	0	0	67	0	0	153	0	0	
8TH GRADE MALE	0	0	0	0	0	0	1	0	0	33	0	0	33	1	3	67	1	1.5	
8TH GRADE FEMALE	2	0	0	1	0	0	3	0	0	28	0	0	36	0	0	70	0	0	
8TH GRADE TOTAL	2	0	0	1	0	0	4	0	0	61	0	0	69	1	1.4	137	1	0.7	
9TH GRADE MALE	0	0	0	0	0	0	2	0	0	43	1	2.3	33	1	3	78	2	2.6	




2/5/2006 COLORADO DEPARTMENT OF EDUCATION PAGE : 1
 2003-2004 STATE DROPOUT COUNTS BY DISTRICT

	AMERICAN INDIAN OR ALASKAN NATIVE	AMERICAN INDIAN OR ALASKAN NATIVE	AMERICAN INDIAN OR ALASKAN NATIVE	ASIAN PACIFIC ISLANDER	ASIAN PACIFIC ISLANDER	ASIAN PACIFIC ISLANDER	BLACK NOT OF HISPANIC ORIGIN	BLACK NOT OF HISPANIC ORIGIN	BLACK NOT OF HISPANIC ORIGIN	WHITE NOT OF HISPANIC ORIGIN	WHITE NOT OF HISPANIC ORIGIN	WHITE NOT OF HISPANIC ORIGIN	HISPANIC PUPIL COUNT	HISPANIC DROPOUTS	HISPANIC DROPOUT RATE	TOTALS PUPIL COUNT	TOTALS DROPOUTS	TOTALS DROPOUT RATE	
9TH GRADE FEMALE	0	0	0	0	0	0	1	0	0	35	0	0	29	2	6.9	65	2	3.1	
9TH GRADE TOTAL	0	0	0	0	0	0	3	0	0	78	1	1.3	62	3	4.8	143	4	2.8	
10TH GRADE MALE	1	0	0	0	0	0	1	0	0	35	0	0	26	3	11.5	63	3	4.8	
10TH GRADE FEMALE	0	0	0	0	0	0	0	0	0	49	0	0	29	3	10.3	78	3	3.8	
10TH GRADE TOTAL	1	0	0	0	0	0	1	0	0	84	0	0	55	6	10.9	141	6	4.3	
11TH GRADE MALE	0	0	0	1	0	0	0	0	0	38	1	2.6	21	2	9.5	60	3	5	
11TH GRADE FEMALE	0	0	0	2	0	0	0	0	0	49	1	2	11	3	27.3	62	4	6.5	
11TH GRADE TOTAL	0	0	0	3	0	0	0	0	0	87	2	2.3	32	5	15.6	122	7	5.7	
12TH GRADE MALE	0	0	0	0	0	0	1	0	0	48	3	6.3	16	0	0	65	3	4.6	
12TH GRADE FEMALE	0	0	0	0	0	0	0	0	0	38	0	0	18	0	0	56	0	0	
12TH GRADE TOTAL	0	0	0	0	0	0	1	0	0	86	3	3.5	34	0	0	121	3	2.5	
DISTRICT TOTAL MALE	4	0	0	1	0	0	5	0	0	238	5	2.1	166	7	4.2	414	12	2.9	
DISTRICT TOTAL FEMALE	4	0	0	3	0	0	6	0	0	237	1	0.4	153	8	5.2	403	9	2.2	
DISTRICT TOTAL	8	0	0	4	0	0	11	0	0	475	6	1.3	319	15	4.7	817	21	2.6	
DISTRICT TOTALS (ALTERNATIVE SCHOOLS ONLY)																			
8TH GRADE MALE	0	0	0	0	0	0	0	0	0	0	0	0	0	0	0	0	0	0	
8TH GRADE FEMALE	0	0	0	0	0	0	0	0	0	0	0	0	1	0	0	1	0	0	
8TH GRADE TOTAL	0	0	0	0	0	0	0	0	0	0	0	0	1	0	0	1	0	0	
9TH GRADE MALE	1	1	100	0	0	0	0	0	0	4	1	25	5	1	20	10	3	30	
9TH GRADE FEMALE	0	0	0	0	0	0	0	0	0	1	0	0	2	1	50	3	1	33.3	
9TH GRADE TOTAL	1	1	100	0	0	0	0	0	0	5	1	20	7	2	28.6	13	4	30.8	
10TH GRADE MALE	0	0	0	0	0	0	0	0	0	5	2	40	8	4	50	13	6	46.2	
10TH GRADE FEMALE	0	0	0	0	0	0	0	0	0	1	1	100	4	0	0	5	1	20	
10TH GRADE TOTAL	0	0	0	0	0	0	0	0	0	6	3	50	12	4	33.3	18	7	38.9	
11TH GRADE MALE	0	0	0	0	0	0	0	0	0	3	1	33.3	5	2	40	8	3	37.5	
11TH GRADE FEMALE	0	0	0	0	0	0	0	0	0	4	2	50	6	3	50	10	5	50	
11TH GRADE TOTAL	0	0	0	0	0	0	0	0	0	7	3	42.9	11	5	45.5	18	8	44.4	
12TH GRADE MALE	0	0	0	0	0	0	0	0	0	0	0	0	0	0	0	0	0	0	
12TH GRADE FEMALE	0	0	0	0	0	0	0	0	0	5	3	60	6	4	66.7	11	7	63.6	
12TH GRADE TOTAL	0	0	0	0	0	0	0	0	0	5	3	60	6	4	66.7	11	7	63.6	
DISTRICT TOTAL MALE	1	1	100	0	0	0	0	0	0	12	4	33.3	18	7	38.9	31	12	38.7	
DISTRICT TOTAL FEMALE	0	0	0	0	0	0	0	0	0	11	6	54.5	19	8	42.1	30	14	46.7	
DISTRICT TOTAL	1	1	100	0	0	0	0	0	0	23	10	43.5	37	15	40.5	61	26	42.6	
DISTRICT: 2670 HOLLY RE-3																			
DISTRICT TOTALS (INCLUDING ALTERNATIVE SCHOOLS)																			
7TH GRADE MALE	0	0	0	0	0	0	0	0	0	7	0	0	6	0	0	13	0	0	
7TH GRADE FEMALE	0	0	0	0	0	0	0	0	0	8	0	0	3	0	0	11	0	0	
7TH GRADE TOTAL	0	0	0	0	0	0	0	0	0	15	0	0	9	0	0	24	0	0	
8TH GRADE MALE	0	0	0	0	0	0	0	0	0	9	0	0	4	0	0	13	0	0	
8TH GRADE FEMALE	0	0	0	0	0	0	0	0	0	12	0	0	0	0	0	12	0	0	
8TH GRADE TOTAL	0	0	0	0	0	0	0	0	0	21	0	0	4	0	0	25	0	0	
9TH GRADE MALE	0	0	0	0	0	0	0	0	0	14	0	0	5	1	20	19	1	5.3	
9TH GRADE FEMALE	0	0	0	0	0	0	0	0	0	5	0	0	9	1	11.1	14	1	7.1	
9TH GRADE TOTAL	0	0	0	0	0	0	0	0	0	19	0	0	14	2	14.3	33	2	6.1	
10TH GRADE MALE	0	0	0	0	0	0	0	0	0	10	0	0	7	0	0	17	0	0	
10TH GRADE FEMALE	0	0	0	0	0	0	0	0	0	17	0	0	2	0	0	19	0	0	
10TH GRADE TOTAL	0	0	0	0	0	0	0	0	0	27	0	0	9	0	0	36	0	0	
11TH GRADE MALE	0	0	0	0	0	0	0	0	0	20	1	5	2	0	0	22	1	4.5	
11TH GRADE FEMALE	0	0	0	0	0	0	0	0	0	6	0	0	5	0	0	11	0	0	




2/5/2006 COLORADO DEPARTMENT OF EDUCATION PAGE : 1
 2003-2004 STATE DROPOUT COUNTS BY DISTRICT

	AMERICAN INDIAN OR ALASKAN NATIVE	AMERICAN INDIAN OR ALASKAN NATIVE	AMERICAN INDIAN OR ALASKAN NATIVE	ASIAN PACIFIC ISLANDER	ASIAN PACIFIC ISLANDER	ASIAN PACIFIC ISLANDER	BLACK NOT OF HISPANIC ORIGIN	BLACK NOT OF HISPANIC ORIGIN	BLACK NOT OF HISPANIC ORIGIN	WHITE NOT OF HISPANIC ORIGIN	WHITE NOT OF HISPANIC ORIGIN	WHITE NOT OF HISPANIC ORIGIN	HISPANIC PUPIL COUNT	HISPANIC DROPOUTS	HISPANIC DROPOUT RATE	TOTALS PUPIL COUNT	TOTALS DROPOUTS	TOTALS DROPOUT RATE
11TH GRADE TOTAL	0	0	0	0	0	0	0	0	0	26	1	3.8	7	0	0	33	1	3
12TH GRADE MALE	0	0	0	0	0	0	0	0	0	15	1	6.7	7	0	0	22	1	4.5
12TH GRADE FEMALE	0	0	0	0	0	0	0	0	0	10	0	0	1	0	0	11	0	0
12TH GRADE TOTAL	0	0	0	0	0	0	0	0	0	25	1	4	8	0	0	33	1	3
DISTRICT TOTAL MALE	0	0	0	0	0	0	0	0	0	75	2	2.7	31	1	3.2	106	3	2.8
DISTRICT TOTAL FEMALE	0	0	0	0	0	0	0	0	0	58	0	0	20	1	5	78	1	1.3
DISTRICT TOTAL	0	0	0	0	0	0	0	0	0	133	2	1.5	51	2	3.9	184	4	2.2
DISTRICT TOTALS (EXCLUDING ALTERNATIVE SCHOOLS)																		
7TH GRADE MALE	0	0	0	0	0	0	0	0	0	7	0	0	6	0	0	13	0	0
7TH GRADE FEMALE	0	0	0	0	0	0	0	0	0	8	0	0	3	0	0	11	0	0
7TH GRADE TOTAL	0	0	0	0	0	0	0	0	0	15	0	0	9	0	0	24	0	0
8TH GRADE MALE	0	0	0	0	0	0	0	0	0	9	0	0	4	0	0	13	0	0
8TH GRADE FEMALE	0	0	0	0	0	0	0	0	0	12	0	0	0	0	0	12	0	0
8TH GRADE TOTAL	0	0	0	0	0	0	0	0	0	21	0	0	4	0	0	25	0	0
9TH GRADE MALE	0	0	0	0	0	0	0	0	0	14	0	0	5	1	20	19	1	5.3
9TH GRADE FEMALE	0	0	0	0	0	0	0	0	0	5	0	0	9	1	11.1	14	1	7.1
9TH GRADE TOTAL	0	0	0	0	0	0	0	0	0	19	0	0	14	2	14.3	33	2	6.1
10TH GRADE MALE	0	0	0	0	0	0	0	0	0	10	0	0	7	0	0	17	0	0
10TH GRADE FEMALE	0	0	0	0	0	0	0	0	0	17	0	0	2	0	0	19	0	0
10TH GRADE TOTAL	0	0	0	0	0	0	0	0	0	27	0	0	9	0	0	36	0	0
11TH GRADE MALE	0	0	0	0	0	0	0	0	0	20	1	5	2	0	0	22	1	4.5
11TH GRADE FEMALE	0	0	0	0	0	0	0	0	0	6	0	0	5	0	0	11	0	0
11TH GRADE TOTAL	0	0	0	0	0	0	0	0	0	26	1	3.8	7	0	0	33	1	3
12TH GRADE MALE	0	0	0	0	0	0	0	0	0	15	1	6.7	7	0	0	22	1	4.5
12TH GRADE FEMALE	0	0	0	0	0	0	0	0	0	10	0	0	1	0	0	11	0	0
12TH GRADE TOTAL	0	0	0	0	0	0	0	0	0	25	1	4	8	0	0	33	1	3
DISTRICT TOTAL MALE	0	0	0	0	0	0	0	0	0	75	2	2.7	31	1	3.2	106	3	2.8
DISTRICT TOTAL FEMALE	0	0	0	0	0	0	0	0	0	58	0	0	20	1	5	78	1	1.3
DISTRICT TOTAL	0	0	0	0	0	0	0	0	0	133	2	1.5	51	2	3.9	184	4	2.2
DISTRICT TOTALS (ALTERNATIVE SCHOOLS ONLY)																		
DISTRICT TOTAL MALE	0	0	0	0	0	0	0	0	0	0	0	0	0	0	0	0	0	0
DISTRICT TOTAL FEMALE	0	0	0	0	0	0	0	0	0	0	0	0	0	0	0	0	0	0
DISTRICT TOTAL	0	0	0	0	0	0	0	0	0	0	0	0	0	0	0	0	0	0
DISTRICT: 2680 WILEY RE-13 JT																		
DISTRICT TOTALS (INCLUDING ALTERNATIVE SCHOOLS)																		
7TH GRADE MALE	0	0	0	0	0	0	0	0	0	10	0	0	5	0	0	15	0	0
7TH GRADE FEMALE	0	0	0	0	0	0	0	0	0	23	0	0	0	0	0	23	0	0
7TH GRADE TOTAL	0	0	0	0	0	0	0	0	0	33	0	0	5	0	0	38	0	0
8TH GRADE MALE	0	0	0	0	0	0	0	0	0	9	0	0	2	0	0	11	0	0
8TH GRADE FEMALE	0	0	0	0	0	0	0	0	0	12	0	0	2	0	0	14	0	0
8TH GRADE TOTAL	0	0	0	0	0	0	0	0	0	21	0	0	4	0	0	25	0	0
9TH GRADE MALE	0	0	0	0	0	0	0	0	0	9	0	0	1	0	0	10	0	0
9TH GRADE FEMALE	0	0	0	0	0	0	0	0	0	12	0	0	1	0	0	13	0	0
9TH GRADE TOTAL	0	0	0	0	0	0	0	0	0	21	0	0	2	0	0	23	0	0
10TH GRADE MALE	0	0	0	0	0	0	0	0	0	17	0	0	0	0	0	17	0	0
10TH GRADE FEMALE	0	0	0	0	0	0	0	0	0	12	0	0	2	0	0	14	0	0
10TH GRADE TOTAL	0	0	0	0	0	0	0	0	0	29	0	0	2	0	0	31	0	0
11TH GRADE MALE	0	0	0	0	0	0	0	0	0	13	1	7.7	4	0	0	17	1	5.9
11TH GRADE FEMALE	0	0	0	0	0	0	0	0	0	12	0	0	3	0	0	15	0	0



2/5/2006 COLORADO DEPARTMENT OF EDUCATION PAGE : 1
 2003-2004 STATE DROPOUT COUNTS BY DISTRICT

	AMERICAN INDIAN OR ALASKAN NATIVE	AMERICAN INDIAN OR ALASKAN NATIVE	AMERICAN INDIAN OR ALASKAN NATIVE	ASIAN PACIFIC ISLANDER	ASIAN PACIFIC ISLANDER	ASIAN PACIFIC ISLANDER	BLACK NOT OF HISPANIC ORIGIN	BLACK NOT OF HISPANIC ORIGIN	BLACK NOT OF HISPANIC ORIGIN	WHITE NOT OF HISPANIC ORIGIN	WHITE NOT OF HISPANIC ORIGIN	WHITE NOT OF HISPANIC ORIGIN	HISPANIC PUPIL COUNT	HISPANIC DROPOUTS	HISPANIC DROPOUT RATE	TOTALS PUPIL COUNT	TOTALS DROPOUTS	TOTALS DROPOUT RATE	
11TH GRADE TOTAL	0	0	0	0	0	0	0	0	0	25	1	4	7	0	0	32	1	3.1	
12TH GRADE MALE	0	0	0	0	0	0	0	0	0	13	1	7.7	2	0	0	15	1	6.7	
12TH GRADE FEMALE	0	0	0	0	0	0	0	0	0	8	0	0	1	0	0	9	0	0	
12TH GRADE TOTAL	0	0	0	0	0	0	0	0	0	21	1	4.8	3	0	0	24	1	4.2	
DISTRICT TOTAL MALE	0	0	0	0	0	0	0	0	0	71	2	2.8	14	0	0	85	2	2.4	
DISTRICT TOTAL FEMALE	0	0	0	0	0	0	0	0	0	79	0	0	9	0	0	88	0	0	
DISTRICT TOTAL	0	0	0	0	0	0	0	0	0	150	2	1.3	23	0	0	173	2	1.2	
DISTRICT TOTALS (EXCLUDING ALTERNATIVE SCHOOLS)																			
7TH GRADE MALE	0	0	0	0	0	0	0	0	0	10	0	0	5	0	0	15	0	0	
7TH GRADE FEMALE	0	0	0	0	0	0	0	0	0	23	0	0	0	0	0	23	0	0	
7TH GRADE TOTAL	0	0	0	0	0	0	0	0	0	33	0	0	5	0	0	38	0	0	
8TH GRADE MALE	0	0	0	0	0	0	0	0	0	9	0	0	2	0	0	11	0	0	
8TH GRADE FEMALE	0	0	0	0	0	0	0	0	0	12	0	0	2	0	0	14	0	0	
8TH GRADE TOTAL	0	0	0	0	0	0	0	0	0	21	0	0	4	0	0	25	0	0	
9TH GRADE MALE	0	0	0	0	0	0	0	0	0	9	0	0	1	0	0	10	0	0	
9TH GRADE FEMALE	0	0	0	0	0	0	0	0	0	12	0	0	1	0	0	13	0	0	
9TH GRADE TOTAL	0	0	0	0	0	0	0	0	0	21	0	0	2	0	0	23	0	0	
10TH GRADE MALE	0	0	0	0	0	0	0	0	0	17	0	0	0	0	0	17	0	0	
10TH GRADE FEMALE	0	0	0	0	0	0	0	0	0	12	0	0	2	0	0	14	0	0	
10TH GRADE TOTAL	0	0	0	0	0	0	0	0	0	29	0	0	2	0	0	31	0	0	
11TH GRADE MALE	0	0	0	0	0	0	0	0	0	13	1	7.7	4	0	0	17	1	5.9	
11TH GRADE FEMALE	0	0	0	0	0	0	0	0	0	12	0	0	3	0	0	15	0	0	
11TH GRADE TOTAL	0	0	0	0	0	0	0	0	0	25	1	4	7	0	0	32	1	3.1	
12TH GRADE MALE	0	0	0	0	0	0	0	0	0	13	1	7.7	2	0	0	15	1	6.7	
12TH GRADE FEMALE	0	0	0	0	0	0	0	0	0	8	0	0	1	0	0	9	0	0	
12TH GRADE TOTAL	0	0	0	0	0	0	0	0	0	21	1	4.8	3	0	0	24	1	4.2	
DISTRICT TOTAL MALE	0	0	0	0	0	0	0	0	0	71	2	2.8	14	0	0	85	2	2.4	
DISTRICT TOTAL FEMALE	0	0	0	0	0	0	0	0	0	79	0	0	9	0	0	88	0	0	
DISTRICT TOTAL	0	0	0	0	0	0	0	0	0	150	2	1.3	23	0	0	173	2	1.2	
DISTRICT TOTALS (ALTERNATIVE SCHOOLS ONLY)																			
DISTRICT TOTAL MALE	0	0	0	0	0	0	0	0	0	0	0	0	0	0	0	0	0	0	
DISTRICT TOTAL FEMALE	0	0	0	0	0	0	0	0	0	0	0	0	0	0	0	0	0	0	
DISTRICT TOTAL	0	0	0	0	0	0	0	0	0	0	0	0	0	0	0	0	0	0	
COUNTY :	51 PUEBLO																		
DISTRICT:	2690 PUEBLO CITY 60																		
DISTRICT TOTALS (INCLUDING ALTERNATIVE SCHOOLS)																			
7TH GRADE MALE	18	0	0	3	0	0	16	0	0	260	1	0.4	445	4	0.9	742	5	0.7	
7TH GRADE FEMALE	10	0	0	4	0	0	17	0	0	284	0	0	401	2	0.5	716	2	0.3	
7TH GRADE TOTAL	28	0	0	7	0	0	33	0	0	544	1	0.2	846	6	0.7	1,458	7	0.5	
8TH GRADE MALE	10	0	0	6	0	0	21	0	0	289	2	0.7	449	7	1.6	775	9	1.2	
8TH GRADE FEMALE	17	0	0	5	0	0	26	0	0	241	1	0.4	387	12	3.1	676	13	1.9	
8TH GRADE TOTAL	27	0	0	11	0	0	47	0	0	530	3	0.6	836	19	2.3	1,451	22	1.5	
9TH GRADE MALE	24	1	4.2	2	0	0	26	0	0	339	11	3.2	513	59	11.5	904	71	7.9	
9TH GRADE FEMALE	16	0	0	6	0	0	18	0	0	301	10	3.3	502	52	10.4	843	62	7.4	
9TH GRADE TOTAL	40	1	2.5	8	0	0	44	0	0	640	21	3.3	1,015	111	10.9	1,747	133	7.6	
10TH GRADE MALE	10	1	10	9	0	0	16	3	18.8	316	33	10.4	387	69	17.8	738	106	14.4	
10TH GRADE FEMALE	9	0	0	4	0	0	17	0	0	328	20	6.1	427	47	11	785	67	8.5	
10TH GRADE TOTAL	19	1	5.3	13	0	0	33	3	9.1	644	53	8.2	814	116	14.3	1,523	173	11.4	
11TH GRADE MALE	8	1	12.5	4	0	0	22	1	4.5	319	25	7.8	333	56	16.8	686	83	12.1	



2/5/2006 COLORADO DEPARTMENT OF EDUCATION PAGE : 1
 2003-2004 STATE DROPOUT COUNTS BY DISTRICT


	AMERICAN INDIAN OR ALASKAN NATIVE	AMERICAN INDIAN OR ALASKAN NATIVE	AMERICAN INDIAN OR ALASKAN NATIVE	ASIAN PACIFIC ISLANDER	ASIAN PACIFIC ISLANDER	ASIAN PACIFIC ISLANDER	BLACK NOT OF HISPANIC ORIGIN	BLACK NOT OF HISPANIC ORIGIN	BLACK NOT OF HISPANIC ORIGIN	WHITE NOT OF HISPANIC ORIGIN	WHITE NOT OF HISPANIC ORIGIN	WHITE NOT OF HISPANIC ORIGIN	HISPANIC PUPIL COUNT	HISPANIC DROPOUTS	HISPANIC DROPOUT RATE	TOTALS PUPIL COUNT	TOTALS DROPOUTS	TOTALS DROPOUT RATE
11TH GRADE FEMALE	7	0	0	2	0	0	14	4	28.6	301	18	6	299	26	8.7	623	48	7.7
11TH GRADE TOTAL	15	1	6.7	6	0	0	36	5	13.9	620	43	6.9	632	82	13	1,309	131	10
12TH GRADE MALE	7	1	14.3	3	0	0	13	2	15.4	301	17	5.6	301	23	7.6	625	43	6.9
12TH GRADE FEMALE	5	0	0	8	0	0	22	1	4.5	296	12	4.1	284	20	7	615	33	5.4
12TH GRADE TOTAL	12	1	8.3	11	0	0	35	3	8.6	597	29	4.9	585	43	7.4	1,240	76	6.1
DISTRICT TOTAL MALE	77	4	5.2	27	0	0	114	6	5.3	1,824	89	4.9	2,428	218	9	4,470	317	7.1
DISTRICT TOTAL FEMALE	64	0	0	29	0	0	114	5	4.4	1,751	61	3.5	2,300	159	6.9	4,258	225	5.3
DISTRICT TOTAL	141	4	2.8	56	0	0	228	11	4.8	3,575	150	4.2	4,728	377	8	8,728	542	6.2
DISTRICT TOTALS (EXCLUDING ALTERNATIVE SCHOOLS)																		
7TH GRADE MALE	16	0	0	3	0	0	16	0	0	259	1	0.4	438	4	0.9	732	5	0.7
7TH GRADE FEMALE	10	0	0	4	0	0	17	0	0	284	0	0	398	2	0.5	713	2	0.3
7TH GRADE TOTAL	26	0	0	7	0	0	33	0	0	543	1	0.2	836	6	0.7	1,445	7	0.5
8TH GRADE MALE	10	0	0	6	0	0	21	0	0	280	1	0.4	427	5	1.2	744	6	0.8
8TH GRADE FEMALE	17	0	0	5	0	0	26	0	0	239	1	0.4	380	12	3.2	667	13	1.9
8TH GRADE TOTAL	27	0	0	11	0	0	47	0	0	519	2	0.4	807	17	2.1	1,411	19	1.3
9TH GRADE MALE	20	1	5	2	0	0	22	0	0	311	7	2.3	449	40	8.9	804	48	6
9TH GRADE FEMALE	15	0	0	6	0	0	16	0	0	288	7	2.4	434	35	8.1	759	42	5.5
9TH GRADE TOTAL	35	1	2.9	8	0	0	38	0	0	599	14	2.3	883	75	8.5	1,563	90	5.8
10TH GRADE MALE	9	1	11.1	9	0	0	14	2	14.3	294	20	6.8	341	51	15	667	74	11.1
10TH GRADE FEMALE	9	0	0	4	0	0	16	0	0	316	15	4.7	375	25	6.7	720	40	5.6
10TH GRADE TOTAL	18	1	5.6	13	0	0	30	2	6.7	610	35	5.7	716	76	10.6	1,387	114	8.2
11TH GRADE MALE	7	1	14.3	4	0	0	21	1	4.8	304	20	6.6	297	32	10.8	633	54	8.5
11TH GRADE FEMALE	7	0	0	2	0	0	11	1	9.1	293	12	4.1	278	19	6.8	591	32	5.4
11TH GRADE TOTAL	14	1	7.1	6	0	0	32	2	6.3	597	32	5.4	575	51	8.9	1,224	86	7
12TH GRADE MALE	7	1	14.3	3	0	0	10	1	4.8	293	13	4.4	287	18	6.3	600	33	5.5
12TH GRADE FEMALE	5	0	0	8	0	0	22	1	4.5	290	7	2.4	272	13	4.8	597	21	3.5
12TH GRADE TOTAL	12	1	8.3	11	0	0	32	2	6.3	583	20	3.4	559	31	5.5	1,197	54	4.5
DISTRICT TOTAL MALE	69	4	5.8	27	0	0	104	4	3.8	1,741	62	3.6	2,239	150	6.7	4,180	220	5.3
DISTRICT TOTAL FEMALE	63	0	0	29	0	0	108	2	1.9	1,710	42	2.5	2,137	106	5	4,047	150	3.7
DISTRICT TOTAL	132	4	3	56	0	0	212	6	2.8	3,451	104	3	4,376	256	5.9	8,227	370	4.5
DISTRICT TOTALS (ALTERNATIVE SCHOOLS ONLY)																		
7TH GRADE MALE	2	0	0	0	0	0	0	0	0	1	0	0	7	0	0	10	0	0
7TH GRADE FEMALE	0	0	0	0	0	0	0	0	0	0	0	0	3	0	0	3	0	0
7TH GRADE TOTAL	2	0	0	0	0	0	0	0	0	1	0	0	10	0	0	13	0	0
8TH GRADE MALE	0	0	0	0	0	0	0	0	0	9	1	11.1	22	2	9.1	31	3	9.7
8TH GRADE FEMALE	0	0	0	0	0	0	0	0	0	2	0	0	7	0	0	9	0	0
8TH GRADE TOTAL	0	0	0	0	0	0	0	0	0	11	1	9.1	29	2	6.9	40	3	7.5
9TH GRADE MALE	4	0	0	0	0	0	4	0	0	28	4	14.3	64	19	29.7	100	23	23
9TH GRADE FEMALE	1	0	0	0	0	0	2	0	0	13	3	23.1	68	17	25	84	20	23.8
9TH GRADE TOTAL	5	0	0	0	0	0	6	0	0	41	7	17.1	132	36	27.3	184	43	23.4
10TH GRADE MALE	1	0	0	0	0	0	2	1	50	22	13	59.1	46	18	39.1	71	32	45.1
10TH GRADE FEMALE	0	0	0	0	0	0	1	0	0	12	5	41.7	52	22	42.3	65	27	41.5
10TH GRADE TOTAL	1	0	0	0	0	0	3	1	33.3	34	18	52.9	98	40	40.8	136	59	43.4
11TH GRADE MALE	1	0	0	0	0	0	1	0	0	15	5	33.3	36	24	66.7	53	29	54.7
11TH GRADE FEMALE	0	0	0	0	0	0	3	3	100	8	6	75	21	7	33.3	32	16	50
11TH GRADE TOTAL	1	0	0	0	0	0	4	3	75	23	11	47.8	57	31	54.4	85	45	52.9
12TH GRADE MALE	0	0	0	0	0	0	3	1	33.3	8	4	50	14	5	35.7	25	10	40
12TH GRADE FEMALE	0	0	0	0	0	0	0	0	0	6	5	83.3	12	7	58.3	18	12	66.7
12TH GRADE TOTAL	0	0	0	0	0	0	3	1	33.3	14	9	64.3	26	12	46.2	43	22	51.2

2/5/2006 COLORADO DEPARTMENT OF EDUCATION PAGE : 1
 2003-2004 STATE DROPOUT COUNTS BY DISTRICT

	AMERICAN INDIAN OR ALASKAN NATIVE	AMERICAN INDIAN OR ALASKAN NATIVE	AMERICAN INDIAN OR ALASKAN NATIVE	ASIAN PACIFIC ISLANDER	ASIAN PACIFIC ISLANDER	ASIAN PACIFIC ISLANDER	BLACK NOT OF HISPANIC ORIGIN	BLACK NOT OF HISPANIC ORIGIN	BLACK NOT OF HISPANIC ORIGIN	WHITE NOT OF HISPANIC ORIGIN	WHITE NOT OF HISPANIC ORIGIN	WHITE NOT OF HISPANIC ORIGIN	HISPANIC PUPIL COUNT	HISPANIC DROPOUTS	HISPANIC DROPOUT RATE	TOTALS PUPIL COUNT	TOTALS DROPOUTS	TOTALS DROPOUT RATE
DISTRICT TOTAL MALE	8	0	0	0	0	0	10	2	20	83	27	32.5	189	68	36	290	97	33.4
DISTRICT TOTAL FEMALE	1	0	0	0	0	0	6	3	50	41	19	46.3	163	53	32.5	211	75	35.5
DISTRICT TOTAL	9	0	0	0	0	0	16	5	31.3	124	46	37.1	352	121	34.4	501	172	34.3
DISTRICT:	2700	PUEBLO COUNTY RURAL 70																
DISTRICT TOTALS (INCLUDING ALTERNATIVE SCHOOLS)																		
7TH GRADE MALE	4	0	0	2	0	0	7	0	0	323	5	1.5	122	0	0	458	5	1.1
7TH GRADE FEMALE	2	0	0	5	0	0	10	1	10	271	1	0.4	98	2	2	386	4	1
7TH GRADE TOTAL	6	0	0	7	0	0	17	1	5.9	594	6	1	220	2	0.9	844	9	1.1
8TH GRADE MALE	0	0	0	1	0	0	7	0	0	289	7	2.4	107	1	0.9	404	8	2
8TH GRADE FEMALE	1	0	0	0	0	0	4	0	0	289	4	1.4	101	1	1	395	5	1.3
8TH GRADE TOTAL	1	0	0	1	0	0	11	0	0	578	11	1.9	208	2	1	799	13	1.6
9TH GRADE MALE	2	0	0	2	0	0	3	0	0	269	5	1.9	103	3	2.9	379	8	2.1
9TH GRADE FEMALE	6	0	0	4	0	0	3	1	33.3	253	2	0.8	98	2	2	364	5	1.4
9TH GRADE TOTAL	8	0	0	6	0	0	6	1	16.7	522	7	1.3	201	5	2.5	743	13	1.7
10TH GRADE MALE	2	0	0	0	0	0	0	0	0	244	7	2.9	81	7	8.6	327	14	4.3
10TH GRADE FEMALE	4	0	0	4	0	0	2	0	0	276	4	1.4	81	2	2.5	367	6	1.6
10TH GRADE TOTAL	6	0	0	4	0	0	2	0	0	520	11	2.1	162	9	5.6	694	20	2.9
11TH GRADE MALE	2	0	0	5	0	0	3	0	0	217	6	2.8	78	8	10.3	305	14	4.6
11TH GRADE FEMALE	1	0	0	6	0	0	3	0	0	211	3	1.4	76	2	2.6	297	5	1.7
11TH GRADE TOTAL	3	0	0	11	0	0	6	0	0	428	9	2.1	154	10	6.5	602	19	3.2
12TH GRADE MALE	1	0	0	4	0	0	4	0	0	179	4	2.2	60	0	0	248	4	1.6
12TH GRADE FEMALE	5	0	0	5	0	0	3	0	0	201	1	0.5	55	1	1.8	269	2	0.7
12TH GRADE TOTAL	6	0	0	9	0	0	7	0	0	380	5	1.3	115	1	0.9	517	6	1.2
DISTRICT TOTAL MALE	11	0	0	14	0	0	24	0	0	1,521	34	2.2	551	19	3.4	2,121	53	2.5
DISTRICT TOTAL FEMALE	19	0	0	24	0	0	25	2	8	1,501	15	1	509	10	2	2,078	27	1.3
DISTRICT TOTAL	30	0	0	38	0	0	49	2	4.1	3,022	49	1.6	1,060	29	2.7	4,199	80	1.9
DISTRICT TOTALS (EXCLUDING ALTERNATIVE SCHOOLS)																		
7TH GRADE MALE	4	0	0	2	0	0	7	0	0	317	5	1.6	115	0	0	445	5	1.1
7TH GRADE FEMALE	2	0	0	5	0	0	10	1	10	270	1	0.4	97	2	2.1	384	4	1
7TH GRADE TOTAL	6	0	0	7	0	0	17	1	5.9	587	6	1	212	2	0.9	829	9	1.1
8TH GRADE MALE	0	0	0	1	0	0	7	0	0	283	5	1.8	103	1	1	394	6	1.5
8TH GRADE FEMALE	1	0	0	0	0	0	4	0	0	287	4	1.4	99	1	1	391	5	1.3
8TH GRADE TOTAL	1	0	0	1	0	0	11	0	0	570	9	1.6	202	2	1	785	11	1.4
9TH GRADE MALE	2	0	0	2	0	0	3	0	0	255	4	1.6	94	1	1.1	356	5	1.4
9TH GRADE FEMALE	6	0	0	4	0	0	2	0	0	250	2	0.8	96	2	2.1	358	4	1.1
9TH GRADE TOTAL	8	0	0	6	0	0	5	0	0	505	6	1.2	190	3	1.6	714	9	1.3
10TH GRADE MALE	2	0	0	0	0	0	0	0	0	231	4	1.7	72	3	4.2	305	7	2.3
10TH GRADE FEMALE	4	0	0	4	0	0	2	0	0	274	3	1.1	80	2	2.5	364	5	1.4
10TH GRADE TOTAL	6	0	0	4	0	0	2	0	0	505	7	1.4	152	5	3.3	669	12	1.8
11TH GRADE MALE	2	0	0	5	0	0	2	0	0	211	6	2.8	72	7	9.7	292	13	4.5
11TH GRADE FEMALE	1	0	0	6	0	0	3	0	0	206	3	1.5	74	1	1.4	290	4	1.4
11TH GRADE TOTAL	3	0	0	11	0	0	5	0	0	417	9	2.2	146	8	5.5	582	17	2.9
12TH GRADE MALE	1	0	0	4	0	0	4	0	0	177	4	2.3	60	0	0	246	4	1.6
12TH GRADE FEMALE	5	0	0	5	0	0	3	0	0	201	1	0.5	54	1	1.9	268	2	0.7
12TH GRADE TOTAL	6	0	0	9	0	0	7	0	0	378	5	1.3	114	1	0.9	514	6	1.2
DISTRICT TOTAL MALE	11	0	0	14	0	0	23	0	0	1,474	28	1.9	516	12	2.3	2,038	40	2
DISTRICT TOTAL FEMALE	19	0	0	24	0	0	24	1	4.2	1,488	14	0.9	500	9	1.8	2,055	24	1.2
DISTRICT TOTAL	30	0	0	38	0	0	47	1	2.1	2,962	42	1.4	1,016	21	2.1	4,093	64	1.6
DISTRICT TOTALS (ALTERNATIVE SCHOOLS ONLY)																		


2/5/2006 COLORADO DEPARTMENT OF EDUCATION PAGE : 1
 2003-2004 STATE DROPOUT COUNTS BY DISTRICT

	AMERICAN INDIAN OR ALASKAN NATIVE	AMERICAN INDIAN OR ALASKAN NATIVE	AMERICAN INDIAN OR ALASKAN NATIVE	ASIAN PACIFIC ISLANDER	ASIAN PACIFIC ISLANDER	ASIAN PACIFIC ISLANDER	BLACK NOT OF HISPANIC ORIGIN	BLACK NOT OF HISPANIC ORIGIN	BLACK NOT OF HISPANIC ORIGIN	WHITE NOT OF HISPANIC ORIGIN	WHITE NOT OF HISPANIC ORIGIN	WHITE NOT OF HISPANIC ORIGIN	HISPANIC PUPIL COUNT	HISPANIC DROPOUTS	HISPANIC DROPOUT RATE	TOTALS PUPIL COUNT	TOTALS DROPOUTS	TOTALS DROPOUT RATE
7TH GRADE MALE	0	0	0	0	0	0	0	0	0	6	0	0	7	0	0	13	0	0
7TH GRADE FEMALE	0	0	0	0	0	0	0	0	0	1	0	0	1	0	0	2	0	0
7TH GRADE TOTAL	0	0	0	0	0	0	0	0	0	7	0	0	8	0	0	15	0	0
8TH GRADE MALE	0	0	0	0	0	0	0	0	0	6	2	33.3	4	0	0	10	2	20
8TH GRADE FEMALE	0	0	0	0	0	0	0	0	0	2	0	0	2	0	0	4	0	0
8TH GRADE TOTAL	0	0	0	0	0	0	0	0	0	8	2	25	6	0	0	14	2	14.3
9TH GRADE MALE	0	0	0	0	0	0	0	0	0	14	1	7.1	9	2	22.2	23	3	13
9TH GRADE FEMALE	0	0	0	0	0	0	1	1	100	3	0	0	2	0	0	6	1	16.7
9TH GRADE TOTAL	0	0	0	0	0	0	1	1	100	17	1	5.9	11	2	18.2	29	4	13.8
10TH GRADE MALE	0	0	0	0	0	0	0	0	0	13	3	23.1	9	4	44.4	22	7	31.8
10TH GRADE FEMALE	0	0	0	0	0	0	0	0	0	2	1	50	1	0	0	3	1	33.3
10TH GRADE TOTAL	0	0	0	0	0	0	0	0	0	15	4	26.7	10	4	40	25	8	32
11TH GRADE MALE	0	0	0	0	0	0	1	0	0	6	0	0	6	1	16.7	13	1	7.7
11TH GRADE FEMALE	0	0	0	0	0	0	0	0	0	5	0	0	2	1	50	7	1	14.3
11TH GRADE TOTAL	0	0	0	0	0	0	1	0	0	11	0	0	8	2	25	20	2	10
12TH GRADE MALE	0	0	0	0	0	0	0	0	0	2	0	0	0	0	0	2	0	0
12TH GRADE FEMALE	0	0	0	0	0	0	0	0	0	0	0	0	1	0	0	1	0	0
12TH GRADE TOTAL	0	0	0	0	0	0	0	0	0	2	0	0	1	0	0	3	0	0
DISTRICT TOTAL MALE	0	0	0	0	0	0	1	0	0	47	6	12.8	35	7	20	83	13	15.7
DISTRICT TOTAL FEMALE	0	0	0	0	0	0	1	1	100	13	1	7.7	9	1	11.1	23	3	13
DISTRICT TOTAL	0	0	0	0	0	0	2	1	50	60	7	11.7	44	8	18.2	106	16	15.1
COUNTY :	52	RIO	BLANCO															
DISTRICT: 2710	MEEKER RE1																	
DISTRICT TOTALS (INCLUDING ALTERNATIVE SCHOOLS)																		
7TH GRADE MALE	0	0	0	0	0	0	0	0	0	29	0	0	2	0	0	31	0	0
7TH GRADE FEMALE	0	0	0	0	0	0	0	0	0	23	0	0	2	0	0	25	0	0
7TH GRADE TOTAL	0	0	0	0	0	0	0	0	0	52	0	0	4	0	0	56	0	0
8TH GRADE MALE	0	0	0	0	0	0	0	0	0	21	0	0	2	0	0	23	0	0
8TH GRADE FEMALE	0	0	0	0	0	0	0	0	0	23	0	0	3	0	0	26	0	0
8TH GRADE TOTAL	0	0	0	0	0	0	0	0	0	44	0	0	5	0	0	49	0	0
9TH GRADE MALE	0	0	0	0	0	0	0	0	0	30	0	0	2	0	0	32	0	0
9TH GRADE FEMALE	1	0	0	0	0	0	0	0	0	20	0	0	1	0	0	22	0	0
9TH GRADE TOTAL	1	0	0	0	0	0	0	0	0	50	0	0	3	0	0	54	0	0
10TH GRADE MALE	1	0	0	0	0	0	0	0	0	22	1	4.5	2	0	0	25	1	4
10TH GRADE FEMALE	0	0	0	0	0	0	0	0	0	21	0	0	0	0	0	21	0	0
10TH GRADE TOTAL	1	0	0	0	0	0	0	0	0	43	1	2.3	2	0	0	46	1	2.2
11TH GRADE MALE	0	0	0	0	0	0	0	0	0	34	0	0	1	0	0	35	0	0
11TH GRADE FEMALE	0	0	0	1	0	0	0	0	0	34	0	0	3	0	0	38	0	0
11TH GRADE TOTAL	0	0	0	1	0	0	0	0	0	68	0	0	4	0	0	73	0	0
12TH GRADE MALE	1	0	0	0	0	0	0	0	0	19	3	15.8	2	1	50	22	4	18.2
12TH GRADE FEMALE	0	0	0	0	0	0	0	0	0	27	1	3.7	0	0	0	27	1	3.7
12TH GRADE TOTAL	1	0	0	0	0	0	0	0	0	46	4	8.7	2	1	50	49	5	10.2
DISTRICT TOTAL MALE	2	0	0	0	0	0	0	0	0	155	4	2.6	11	1	9.1	168	5	3
DISTRICT TOTAL FEMALE	1	0	0	1	0	0	0	0	0	148	1	0.7	9	0	0	159	1	0.6
DISTRICT TOTAL	3	0	0	1	0	0	0	0	0	303	5	1.7	20	1	5	327	6	1.8
DISTRICT TOTALS (EXCLUDING ALTERNATIVE SCHOOLS)																		
7TH GRADE MALE	0	0	0	0	0	0	0	0	0	29	0	0	2	0	0	31	0	0
7TH GRADE FEMALE	0	0	0	0	0	0	0	0	0	23	0	0	2	0	0	25	0	0
7TH GRADE TOTAL	0	0	0	0	0	0	0	0	0	52	0	0	4	0	0	56	0	0




2/5/2006 COLORADO DEPARTMENT OF EDUCATION PAGE : 1
 2003-2004 STATE DROPOUT COUNTS BY DISTRICT

	AMERICAN INDIAN OR ALASKAN NATIVE	AMERICAN INDIAN OR ALASKAN NATIVE	AMERICAN INDIAN OR ALASKAN NATIVE	ASIAN PACIFIC ISLANDER	ASIAN PACIFIC ISLANDER	ASIAN PACIFIC ISLANDER	BLACK NOT OF HISPANIC ORIGIN	BLACK NOT OF HISPANIC ORIGIN	BLACK NOT OF HISPANIC ORIGIN	WHITE NOT OF HISPANIC ORIGIN	WHITE NOT OF HISPANIC ORIGIN	WHITE NOT OF HISPANIC ORIGIN	HISPANIC PUPIL COUNT	HISPANIC DROPOUTS	HISPANIC DROPOUT RATE	TOTALS PUPIL COUNT	TOTALS DROPOUTS	TOTALS DROPOUT RATE
8TH GRADE MALE	0	0	0	0	0	0	0	0	0	21	0	0	2	0	0	23	0	0
8TH GRADE FEMALE	0	0	0	0	0	0	0	0	0	23	0	0	3	0	0	26	0	0
8TH GRADE TOTAL	0	0	0	0	0	0	0	0	0	44	0	0	5	0	0	49	0	0
9TH GRADE MALE	0	0	0	0	0	0	0	0	0	30	0	0	2	0	0	32	0	0
9TH GRADE FEMALE	1	0	0	0	0	0	0	0	0	20	0	0	1	0	0	22	0	0
9TH GRADE TOTAL	1	0	0	0	0	0	0	0	0	50	0	0	3	0	0	54	0	0
10TH GRADE MALE	1	0	0	0	0	0	0	0	0	22	1	4.5	2	0	0	25	1	4
10TH GRADE FEMALE	0	0	0	0	0	0	0	0	0	21	0	0	0	0	0	21	0	0
10TH GRADE TOTAL	1	0	0	0	0	0	0	0	0	43	1	2.3	2	0	0	46	1	2.2
11TH GRADE MALE	0	0	0	0	0	0	0	0	0	34	0	0	1	0	0	35	0	0
11TH GRADE FEMALE	0	0	0	1	0	0	0	0	0	34	0	0	3	0	0	38	0	0
11TH GRADE TOTAL	0	0	0	1	0	0	0	0	0	68	0	0	4	0	0	73	0	0
12TH GRADE MALE	1	0	0	0	0	0	0	0	0	19	3	15.8	2	1	50	22	4	18.2
12TH GRADE FEMALE	0	0	0	0	0	0	0	0	0	27	1	3.7	0	0	0	27	1	3.7
12TH GRADE TOTAL	1	0	0	0	0	0	0	0	0	46	4	8.7	2	1	50	49	5	10.2
DISTRICT TOTAL MALE	2	0	0	0	0	0	0	0	0	155	4	2.6	11	1	9.1	168	5	3
DISTRICT TOTAL FEMALE	1	0	0	1	0	0	0	0	0	148	1	0.7	9	0	0	159	1	0.6
DISTRICT TOTAL	3	0	0	1	0	0	0	0	0	303	5	1.7	20	1	5	327	6	1.8
DISTRICT TOTALS (ALTERNATIVE SCHOOLS ONLY)																		
DISTRICT TOTAL MALE	0	0	0	0	0	0	0	0	0	0	0	0	0	0	0	0	0	0
DISTRICT TOTAL FEMALE	0	0	0	0	0	0	0	0	0	0	0	0	0	0	0	0	0	0
DISTRICT TOTAL	0	0	0	0	0	0	0	0	0	0	0	0	0	0	0	0	0	0
DISTRICT:	2720	RANGELY RE-4																
DISTRICT TOTALS (INCLUDING ALTERNATIVE SCHOOLS)																		
7TH GRADE MALE	3	0	0	0	0	0	0	0	0	17	0	0	3	0	0	23	0	0
7TH GRADE FEMALE	0	0	0	0	0	0	0	0	0	26	0	0	2	0	0	28	0	0
7TH GRADE TOTAL	3	0	0	0	0	0	0	0	0	43	0	0	5	0	0	51	0	0
8TH GRADE MALE	0	0	0	0	0	0	0	0	0	31	0	0	3	0	0	34	0	0
8TH GRADE FEMALE	0	0	0	0	0	0	0	0	0	26	0	0	3	0	0	29	0	0
8TH GRADE TOTAL	0	0	0	0	0	0	0	0	0	57	0	0	6	0	0	63	0	0
9TH GRADE MALE	0	0	0	0	0	0	0	0	0	26	0	0	6	1	16.7	32	1	3.1
9TH GRADE FEMALE	2	0	0	0	0	0	0	0	0	23	0	0	1	0	0	26	0	0
9TH GRADE TOTAL	2	0	0	0	0	0	0	0	0	49	0	0	7	1	14.3	58	1	1.7
10TH GRADE MALE	1	0	0	0	0	0	0	0	0	33	2	6.1	2	0	0	36	2	5.6
10TH GRADE FEMALE	0	0	0	0	0	0	0	0	0	28	0	0	1	0	0	29	0	0
10TH GRADE TOTAL	1	0	0	0	0	0	0	0	0	61	2	3.3	3	0	0	65	2	3.1
11TH GRADE MALE	1	0	0	0	0	0	0	0	0	31	1	3.2	3	0	0	35	1	2.9
11TH GRADE FEMALE	0	0	0	0	0	0	0	0	0	28	5	17.9	0	0	0	28	5	17.9
11TH GRADE TOTAL	1	0	0	0	0	0	0	0	0	59	6	10.2	3	0	0	63	6	9.5
12TH GRADE MALE	0	0	0	0	0	0	0	0	0	23	3	13	0	0	0	23	3	13
12TH GRADE FEMALE	0	0	0	0	0	0	0	0	0	23	1	4.3	0	0	0	23	1	4.3
12TH GRADE TOTAL	0	0	0	0	0	0	0	0	0	46	4	8.7	0	0	0	46	4	8.7
DISTRICT TOTAL MALE	5	0	0	0	0	0	0	0	0	161	6	3.7	17	1	5.9	183	7	3.8
DISTRICT TOTAL FEMALE	2	0	0	0	0	0	0	0	0	154	6	3.9	7	0	0	163	6	3.7
DISTRICT TOTAL	7	0	0	0	0	0	0	0	0	315	12	3.8	24	1	4.2	346	13	3.8
DISTRICT TOTALS (EXCLUDING ALTERNATIVE SCHOOLS)																		
7TH GRADE MALE	3	0	0	0	0	0	0	0	0	17	0	0	3	0	0	23	0	0
7TH GRADE FEMALE	0	0	0	0	0	0	0	0	0	26	0	0	2	0	0	28	0	0
7TH GRADE TOTAL	3	0	0	0	0	0	0	0	0	43	0	0	5	0	0	51	0	0




2/5/2006 COLORADO DEPARTMENT OF EDUCATION PAGE : 1
 2003-2004 STATE DROPOUT COUNTS BY DISTRICT

	AMERICAN INDIAN OR ALASKAN NATIVE	AMERICAN INDIAN OR ALASKAN NATIVE	AMERICAN INDIAN OR ALASKAN NATIVE	ASIAN PACIFIC ISLANDER	ASIAN PACIFIC ISLANDER	ASIAN PACIFIC ISLANDER	BLACK NOT OF HISPANIC ORIGIN	BLACK NOT OF HISPANIC ORIGIN	BLACK NOT OF HISPANIC ORIGIN	WHITE NOT OF HISPANIC ORIGIN	WHITE NOT OF HISPANIC ORIGIN	WHITE NOT OF HISPANIC ORIGIN	HISPANIC PUPIL COUNT	HISPANIC DROPOUTS	HISPANIC DROPOUT RATE	TOTALS PUPIL COUNT	TOTALS DROPOUTS	TOTALS DROPOUT RATE
8TH GRADE MALE	0	0	0	0	0	0	0	0	0	31	0	0	3	0	0	34	0	0
8TH GRADE FEMALE	0	0	0	0	0	0	0	0	0	26	0	0	3	0	0	29	0	0
8TH GRADE TOTAL	0	0	0	0	0	0	0	0	0	57	0	0	6	0	0	63	0	0
9TH GRADE MALE	0	0	0	0	0	0	0	0	0	26	0	0	6	1	16.7	32	1	3.1
9TH GRADE FEMALE	2	0	0	0	0	0	0	0	0	23	0	0	1	0	0	26	0	0
9TH GRADE TOTAL	2	0	0	0	0	0	0	0	0	49	0	0	7	1	14.3	58	1	1.7
10TH GRADE MALE	1	0	0	0	0	0	0	0	0	33	2	6.1	2	0	0	36	2	5.6
10TH GRADE FEMALE	0	0	0	0	0	0	0	0	0	28	0	0	1	0	0	29	0	0
10TH GRADE TOTAL	1	0	0	0	0	0	0	0	0	61	2	3.3	3	0	0	65	2	3.1
11TH GRADE MALE	1	0	0	0	0	0	0	0	0	31	1	3.2	3	0	0	35	1	2.9
11TH GRADE FEMALE	0	0	0	0	0	0	0	0	0	28	5	17.9	0	0	0	28	5	17.9
11TH GRADE TOTAL	1	0	0	0	0	0	0	0	0	59	6	10.2	3	0	0	63	6	9.5
12TH GRADE MALE	0	0	0	0	0	0	0	0	0	23	3	13	0	0	0	23	3	13
12TH GRADE FEMALE	0	0	0	0	0	0	0	0	0	23	1	4.3	0	0	0	23	1	4.3
12TH GRADE TOTAL	0	0	0	0	0	0	0	0	0	46	4	8.7	0	0	0	46	4	8.7
DISTRICT TOTAL MALE	5	0	0	0	0	0	0	0	0	161	6	3.7	17	1	5.9	183	7	3.8
DISTRICT TOTAL FEMALE	2	0	0	0	0	0	0	0	0	154	6	3.9	7	0	0	163	6	3.7
DISTRICT TOTAL	7	0	0	0	0	0	0	0	0	315	12	3.8	24	1	4.2	346	13	3.8
DISTRICT TOTALS (ALTERNATIVE SCHOOLS ONLY)																		
DISTRICT TOTAL MALE	0	0	0	0	0	0	0	0	0	0	0	0	0	0	0	0	0	0
DISTRICT TOTAL FEMALE	0	0	0	0	0	0	0	0	0	0	0	0	0	0	0	0	0	0
DISTRICT TOTAL	0	0	0	0	0	0	0	0	0	0	0	0	0	0	0	0	0	0
COUNTY :	53	RIO	GRANDE															
DISTRICT:	2730	DEL NORTE C-7																
DISTRICT TOTALS (INCLUDING ALTERNATIVE SCHOOLS)																		
7TH GRADE MALE	0	0	0	0	0	0	0	0	0	20	0	0	12	0	0	32	0	0
7TH GRADE FEMALE	0	0	0	0	0	0	0	0	0	8	0	0	15	0	0	23	0	0
7TH GRADE TOTAL	0	0	0	0	0	0	0	0	0	28	0	0	27	0	0	55	0	0
8TH GRADE MALE	1	0	0	0	0	0	0	0	0	16	0	0	14	2	14.3	31	2	6.5
8TH GRADE FEMALE	2	0	0	0	0	0	0	0	0	16	0	0	15	0	0	33	0	0
8TH GRADE TOTAL	3	0	0	0	0	0	0	0	0	32	0	0	29	2	6.9	64	2	3.1
9TH GRADE MALE	1	0	0	0	0	0	0	0	0	21	0	0	17	0	0	39	0	0
9TH GRADE FEMALE	1	0	0	0	0	0	0	0	0	15	0	0	13	0	0	29	0	0
9TH GRADE TOTAL	2	0	0	0	0	0	0	0	0	36	0	0	30	0	0	68	0	0
10TH GRADE MALE	1	0	0	0	0	0	0	0	0	14	0	0	17	2	11.8	32	2	6.3
10TH GRADE FEMALE	1	0	0	0	0	0	0	0	0	16	0	0	16	0	0	33	0	0
10TH GRADE TOTAL	2	0	0	0	0	0	0	0	0	30	0	0	33	2	6.1	65	2	3.1
11TH GRADE MALE	0	0	0	0	0	0	0	0	0	21	0	0	10	2	20	31	2	6.5
11TH GRADE FEMALE	0	0	0	0	0	0	0	0	0	14	0	0	11	0	0	25	0	0
11TH GRADE TOTAL	0	0	0	0	0	0	0	0	0	35	0	0	21	2	9.5	56	2	3.6
12TH GRADE MALE	0	0	0	0	0	0	0	0	0	19	0	0	14	0	0	33	0	0
12TH GRADE FEMALE	0	0	0	0	0	0	1	0	0	8	0	0	8	0	0	17	0	0
12TH GRADE TOTAL	0	0	0	0	0	0	1	0	0	27	0	0	22	0	0	50	0	0
DISTRICT TOTAL MALE	3	0	0	0	0	0	0	0	0	111	0	0	84	6	7.1	198	6	3
DISTRICT TOTAL FEMALE	4	0	0	0	0	0	1	0	0	77	0	0	78	0	0	160	0	0
DISTRICT TOTAL	7	0	0	0	0	0	1	0	0	188	0	0	162	6	3.7	358	6	1.7
DISTRICT TOTALS (EXCLUDING ALTERNATIVE SCHOOLS)																		
7TH GRADE MALE	0	0	0	0	0	0	0	0	0	20	0	0	12	0	0	32	0	0
7TH GRADE FEMALE	0	0	0	0	0	0	0	0	0	8	0	0	15	0	0	23	0	0



2/5/2006 COLORADO DEPARTMENT OF EDUCATION PAGE : 1
 2003-2004 STATE DROPOUT COUNTS BY DISTRICT

	AMERICAN INDIAN OR ALASKAN NATIVE	AMERICAN INDIAN OR ALASKAN NATIVE	AMERICAN INDIAN OR ALASKAN NATIVE	ASIAN PACIFIC ISLANDER	ASIAN PACIFIC ISLANDER	ASIAN PACIFIC ISLANDER	BLACK NOT OF HISPANIC ORIGIN	BLACK NOT OF HISPANIC ORIGIN	BLACK NOT OF HISPANIC ORIGIN	WHITE NOT OF HISPANIC ORIGIN	WHITE NOT OF HISPANIC ORIGIN	WHITE NOT OF HISPANIC ORIGIN	HISPANIC PUPIL COUNT	HISPANIC DROPOUTS	HISPANIC DROPOUT RATE	TOTALS PUPIL COUNT	TOTALS DROPOUTS	TOTALS DROPOUT RATE	
7TH GRADE TOTAL	0	0	0	0	0	0	0	0	0	28	0	0	27	0	0	55	0	0	
8TH GRADE MALE	1	0	0	0	0	0	0	0	0	16	0	0	14	2	14.3	31	2	6.5	
8TH GRADE FEMALE	2	0	0	0	0	0	0	0	0	16	0	0	15	0	0	33	0	0	
8TH GRADE TOTAL	3	0	0	0	0	0	0	0	0	32	0	0	29	2	6.9	64	2	3.1	
9TH GRADE MALE	1	0	0	0	0	0	0	0	0	21	0	0	17	0	0	39	0	0	
9TH GRADE FEMALE	1	0	0	0	0	0	0	0	0	15	0	0	13	0	0	29	0	0	
9TH GRADE TOTAL	2	0	0	0	0	0	0	0	0	36	0	0	30	0	0	68	0	0	
10TH GRADE MALE	1	0	0	0	0	0	0	0	0	14	0	0	17	2	11.8	32	2	6.3	
10TH GRADE FEMALE	1	0	0	0	0	0	0	0	0	16	0	0	16	0	0	33	0	0	
10TH GRADE TOTAL	2	0	0	0	0	0	0	0	0	30	0	0	33	2	6.1	65	2	3.1	
11TH GRADE MALE	0	0	0	0	0	0	0	0	0	21	0	0	10	2	20	31	2	6.5	
11TH GRADE FEMALE	0	0	0	0	0	0	0	0	0	14	0	0	11	0	0	25	0	0	
11TH GRADE TOTAL	0	0	0	0	0	0	0	0	0	35	0	0	21	2	9.5	56	2	3.6	
12TH GRADE MALE	0	0	0	0	0	0	0	0	0	19	0	0	14	0	0	33	0	0	
12TH GRADE FEMALE	0	0	0	0	0	0	1	0	0	8	0	0	8	0	0	17	0	0	
12TH GRADE TOTAL	0	0	0	0	0	0	1	0	0	27	0	0	22	0	0	50	0	0	
DISTRICT TOTAL MALE	3	0	0	0	0	0	0	0	0	111	0	0	84	6	7.1	198	6	3	
DISTRICT TOTAL FEMALE	4	0	0	0	0	0	1	0	0	77	0	0	78	0	0	160	0	0	
DISTRICT TOTAL	7	0	0	0	0	0	1	0	0	188	0	0	162	6	3.7	358	6	1.7	
DISTRICT TOTALS (ALTERNATIVE SCHOOLS ONLY)																			
DISTRICT TOTAL MALE	0	0	0	0	0	0	0	0	0	0	0	0	0	0	0	0	0	0	
DISTRICT TOTAL FEMALE	0	0	0	0	0	0	0	0	0	0	0	0	0	0	0	0	0	0	
DISTRICT TOTAL	0	0	0	0	0	0	0	0	0	0	0	0	0	0	0	0	0	0	
DISTRICT:	2740	MONTE VISTA C-8																	
DISTRICT TOTALS (INCLUDING ALTERNATIVE SCHOOLS)																			
7TH GRADE MALE	2	0	0	0	0	0	1	0	0	12	0	0	41	0	0	56	0	0	
7TH GRADE FEMALE	1	0	0	0	0	0	0	0	0	19	0	0	28	0	0	48	0	0	
7TH GRADE TOTAL	3	0	0	0	0	0	1	0	0	31	0	0	69	0	0	104	0	0	
8TH GRADE MALE	0	0	0	0	0	0	1	0	0	19	0	0	33	0	0	53	0	0	
8TH GRADE FEMALE	1	0	0	0	0	0	0	0	0	21	0	0	34	1	2.9	56	1	1.8	
8TH GRADE TOTAL	1	0	0	0	0	0	1	0	0	40	0	0	67	1	1.5	109	1	0.9	
9TH GRADE MALE	1	0	0	0	0	0	2	0	0	35	3	8.6	49	7	14.3	87	10	11.5	
9TH GRADE FEMALE	1	0	0	0	0	0	0	0	0	19	1	5.3	58	4	6.9	78	5	6.4	
9TH GRADE TOTAL	2	0	0	0	0	0	2	0	0	54	4	7.4	107	11	10.3	165	15	9.1	
10TH GRADE MALE	1	0	0	0	0	0	0	0	0	41	5	12.2	40	10	25	82	15	18.3	
10TH GRADE FEMALE	2	0	0	2	0	0	1	0	0	41	5	12.2	41	7	17.1	87	12	13.8	
10TH GRADE TOTAL	3	0	0	2	0	0	1	0	0	82	10	12.2	81	17	21	169	27	16	
11TH GRADE MALE	1	0	0	0	0	0	0	0	0	33	3	9.1	40	12	30	74	15	20.3	
11TH GRADE FEMALE	1	0	0	1	0	0	1	0	0	37	4	10.8	47	8	17	87	12	13.8	
11TH GRADE TOTAL	2	0	0	1	0	0	1	0	0	70	7	10	87	20	23	161	27	16.8	
12TH GRADE MALE	2	0	0	1	0	0	0	0	0	34	5	14.7	32	6	18.8	69	11	15.9	
12TH GRADE FEMALE	0	0	0	0	0	0	0	0	0	39	4	10.3	27	5	18.5	66	9	13.6	
12TH GRADE TOTAL	2	0	0	1	0	0	0	0	0	73	9	12.3	59	11	18.6	135	20	14.8	
DISTRICT TOTAL MALE	7	0	0	1	0	0	4	0	0	174	16	9.2	235	35	14.9	421	51	12.1	
DISTRICT TOTAL FEMALE	6	0	0	3	0	0	2	0	0	176	14	8	235	25	10.6	422	39	9.2	
DISTRICT TOTAL	13	0	0	4	0	0	6	0	0	350	30	8.6	470	60	12.8	843	90	10.7	
DISTRICT TOTALS (EXCLUDING ALTERNATIVE SCHOOLS)																			
7TH GRADE MALE	2	0	0	0	0	0	1	0	0	12	0	0	41	0	0	56	0	0	
7TH GRADE FEMALE	1	0	0	0	0	0	0	0	0	19	0	0	28	0	0	48	0	0	




2/5/2006 COLORADO DEPARTMENT OF EDUCATION PAGE : 1
 2003-2004 STATE DROPOUT COUNTS BY DISTRICT

	AMERICAN INDIAN OR ALASKAN NATIVE	AMERICAN INDIAN OR ALASKAN NATIVE	AMERICAN INDIAN OR ALASKAN NATIVE	ASIAN PACIFIC ISLANDER	ASIAN PACIFIC ISLANDER	ASIAN PACIFIC ISLANDER	BLACK NOT OF HISPANIC ORIGIN	BLACK NOT OF HISPANIC ORIGIN	BLACK NOT OF HISPANIC ORIGIN	WHITE NOT OF HISPANIC ORIGIN	WHITE NOT OF HISPANIC ORIGIN	WHITE NOT OF HISPANIC ORIGIN	HISPANIC PUPIL COUNT	HISPANIC DROPOUTS	HISPANIC DROPOUT RATE	TOTALS PUPIL COUNT	TOTALS DROPOUTS	TOTALS DROPOUT RATE	
7TH GRADE TOTAL	3	0	0	0	0	0	1	0	0	31	0	0	69	0	0	104	0	0	
8TH GRADE MALE	0	0	0	0	0	0	1	0	0	19	0	0	33	0	0	53	0	0	
8TH GRADE FEMALE	1	0	0	0	0	0	0	0	0	21	0	0	34	1	2.9	56	1	1.8	
8TH GRADE TOTAL	1	0	0	0	0	0	1	0	0	40	0	0	67	1	1.5	109	1	0.9	
9TH GRADE MALE	1	0	0	0	0	0	1	0	0	32	2	6.3	39	4	10.3	73	6	8.2	
9TH GRADE FEMALE	1	0	0	0	0	0	0	0	0	19	1	5.3	50	2	4	70	3	4.3	
9TH GRADE TOTAL	2	0	0	0	0	0	1	0	0	51	3	5.9	89	6	6.7	143	9	6.3	
10TH GRADE MALE	0	0	0	0	0	0	0	0	0	36	5	13.9	32	5	15.6	68	10	14.7	
10TH GRADE FEMALE	2	0	0	2	0	0	1	0	0	33	5	15.2	29	4	13.8	67	9	13.4	
10TH GRADE TOTAL	2	0	0	2	0	0	1	0	0	69	10	14.5	61	9	14.8	135	19	14.1	
11TH GRADE MALE	1	0	0	0	0	0	0	0	0	29	2	6.9	25	1	4	55	3	5.5	
11TH GRADE FEMALE	0	0	0	1	0	0	1	0	0	29	3	10.3	32	2	6.3	63	5	7.9	
11TH GRADE TOTAL	1	0	0	1	0	0	1	0	0	58	5	8.6	57	3	5.3	118	8	6.8	
12TH GRADE MALE	2	0	0	0	0	0	0	0	0	25	4	16	19	4	21.1	46	8	17.4	
12TH GRADE FEMALE	0	0	0	0	0	0	0	0	0	33	3	9.1	12	1	8.3	45	4	8.9	
12TH GRADE TOTAL	2	0	0	0	0	0	0	0	0	58	7	12.1	31	5	16.1	91	12	13.2	
DISTRICT TOTAL MALE	6	0	0	0	0	0	3	0	0	153	13	8.5	189	14	7.4	351	27	7.7	
DISTRICT TOTAL FEMALE	5	0	0	3	0	0	2	0	0	154	12	7.8	185	10	5.4	349	22	6.3	
DISTRICT TOTAL	11	0	0	3	0	0	5	0	0	307	25	8.1	374	24	6.4	700	49	7	
DISTRICT TOTALS (ALTERNATIVE SCHOOLS ONLY)																			
9TH GRADE MALE	0	0	0	0	0	0	1	0	0	3	1	33.3	10	3	30	14	4	28.6	
9TH GRADE FEMALE	0	0	0	0	0	0	0	0	0	0	0	0	8	2	25	8	2	25	
9TH GRADE TOTAL	0	0	0	0	0	0	1	0	0	3	1	33.3	18	5	27.8	22	6	27.3	
10TH GRADE MALE	1	0	0	0	0	0	0	0	0	5	0	0	8	5	62.5	14	5	35.7	
10TH GRADE FEMALE	0	0	0	0	0	0	0	0	0	8	0	0	12	3	25	20	3	15	
10TH GRADE TOTAL	1	0	0	0	0	0	0	0	0	13	0	0	20	8	40	34	8	23.5	
11TH GRADE MALE	0	0	0	0	0	0	0	0	0	4	1	25	15	11	73.3	19	12	63.2	
11TH GRADE FEMALE	1	0	0	0	0	0	0	0	0	8	1	12.5	15	6	40	24	7	29.2	
11TH GRADE TOTAL	1	0	0	0	0	0	0	0	0	12	2	16.7	30	17	56.7	43	19	44.2	
12TH GRADE MALE	0	0	0	1	0	0	0	0	0	9	1	11.1	13	2	15.4	23	3	13	
12TH GRADE FEMALE	0	0	0	0	0	0	0	0	0	6	1	16.7	15	4	26.7	21	5	23.8	
12TH GRADE TOTAL	0	0	0	1	0	0	0	0	0	15	2	13.3	28	6	21.4	44	8	18.2	
DISTRICT TOTAL MALE	1	0	0	1	0	0	1	0	0	21	3	14.3	46	21	45.7	70	24	34.3	
DISTRICT TOTAL FEMALE	1	0	0	0	0	0	0	0	0	22	2	9.1	50	15	30	73	17	23.3	
DISTRICT TOTAL	2	0	0	1	0	0	1	0	0	43	5	11.6	96	36	37.5	143	41	28.7	
DISTRICT: 2750 SARGENT RE-33J																			
DISTRICT TOTALS (INCLUDING ALTERNATIVE SCHOOLS)																			
7TH GRADE MALE	0	0	0	0	0	0	1	0	0	14	0	0	3	0	0	18	0	0	
7TH GRADE FEMALE	0	0	0	0	0	0	0	0	0	16	0	0	3	0	0	19	0	0	
7TH GRADE TOTAL	0	0	0	0	0	0	1	0	0	30	0	0	6	0	0	37	0	0	
8TH GRADE MALE	0	0	0	0	0	0	0	0	0	19	0	0	4	0	0	23	0	0	
8TH GRADE FEMALE	0	0	0	0	0	0	0	0	0	15	0	0	8	0	0	23	0	0	
8TH GRADE TOTAL	0	0	0	0	0	0	0	0	0	34	0	0	12	0	0	46	0	0	
9TH GRADE MALE	0	0	0	0	0	0	0	0	0	13	0	0	3	0	0	16	0	0	
9TH GRADE FEMALE	0	0	0	0	0	0	0	0	0	7	0	0	5	1	20	12	1	8.3	
9TH GRADE TOTAL	0	0	0	0	0	0	0	0	0	20	0	0	8	1	12.5	28	1	3.6	
10TH GRADE MALE	1	0	0	1	0	0	0	0	0	10	1	10	9	0	0	21	1	4.8	
10TH GRADE FEMALE	0	0	0	0	0	0	0	0	0	11	0	0	6	0	0	17	0	0	
10TH GRADE TOTAL	1	0	0	1	0	0	0	0	0	21	1	4.8	15	0	0	38	1	2.6	

2/5/2006 COLORADO DEPARTMENT OF EDUCATION PAGE : 1
 2003-2004 STATE DROPOUT COUNTS BY DISTRICT

	AMERICAN INDIAN OR ALASKAN NATIVE	AMERICAN INDIAN OR ALASKAN NATIVE	AMERICAN INDIAN OR ALASKAN NATIVE	ASIAN PACIFIC ISLANDER	ASIAN PACIFIC ISLANDER	ASIAN PACIFIC ISLANDER	BLACK NOT OF HISPANIC ORIGIN	BLACK NOT OF HISPANIC ORIGIN	BLACK NOT OF HISPANIC ORIGIN	WHITE NOT OF HISPANIC ORIGIN	WHITE NOT OF HISPANIC ORIGIN	WHITE NOT OF HISPANIC ORIGIN	HISPANIC PUPIL COUNT	HISPANIC DROPOUTS	HISPANIC DROPOUT RATE	TOTALS PUPIL COUNT	TOTALS DROPOUTS	TOTALS DROPOUT RATE	
11TH GRADE MALE	0	0	0	0	0	0	0	0	0	12	0	0	4	1	25	16	1	6.3	
11TH GRADE FEMALE	0	0	0	0	0	0	0	0	0	10	0	0	7	0	0	17	0	0	
11TH GRADE TOTAL	0	0	0	0	0	0	0	0	0	22	0	0	11	1	9.1	33	1	3	
12TH GRADE MALE	0	0	0	0	0	0	0	0	0	11	0	0	5	0	0	16	0	0	
12TH GRADE FEMALE	0	0	0	0	0	0	0	0	0	7	1	14.3	4	0	0	11	1	9.1	
12TH GRADE TOTAL	0	0	0	0	0	0	0	0	0	18	1	5.6	9	0	0	27	1	3.7	
DISTRICT TOTAL MALE	1	0	0	1	0	0	1	0	0	79	1	1.3	28	1	3.6	110	2	1.8	
DISTRICT TOTAL FEMALE	0	0	0	0	0	0	0	0	0	66	1	1.5	33	1	3	99	2	2	
DISTRICT TOTAL	1	0	0	1	0	0	1	0	0	145	2	1.4	61	2	3.3	209	4	1.9	
DISTRICT TOTALS (EXCLUDING ALTERNATIVE SCHOOLS)																			
7TH GRADE MALE	0	0	0	0	0	0	1	0	0	14	0	0	3	0	0	18	0	0	
7TH GRADE FEMALE	0	0	0	0	0	0	0	0	0	16	0	0	3	0	0	19	0	0	
7TH GRADE TOTAL	0	0	0	0	0	0	1	0	0	30	0	0	6	0	0	37	0	0	
8TH GRADE MALE	0	0	0	0	0	0	0	0	0	19	0	0	4	0	0	23	0	0	
8TH GRADE FEMALE	0	0	0	0	0	0	0	0	0	15	0	0	8	0	0	23	0	0	
8TH GRADE TOTAL	0	0	0	0	0	0	0	0	0	34	0	0	12	0	0	46	0	0	
9TH GRADE MALE	0	0	0	0	0	0	0	0	0	13	0	0	3	0	0	16	0	0	
9TH GRADE FEMALE	0	0	0	0	0	0	0	0	0	7	0	0	5	1	20	12	1	8.3	
9TH GRADE TOTAL	0	0	0	0	0	0	0	0	0	20	0	0	8	1	12.5	28	1	3.6	
10TH GRADE MALE	1	0	0	1	0	0	0	0	0	10	1	10	9	0	0	21	1	4.8	
10TH GRADE FEMALE	0	0	0	0	0	0	0	0	0	11	0	0	6	0	0	17	0	0	
10TH GRADE TOTAL	1	0	0	1	0	0	0	0	0	21	1	4.8	15	0	0	38	1	2.6	
11TH GRADE MALE	0	0	0	0	0	0	0	0	0	12	0	0	4	1	25	16	1	6.3	
11TH GRADE FEMALE	0	0	0	0	0	0	0	0	0	10	0	0	7	0	0	17	0	0	
11TH GRADE TOTAL	0	0	0	0	0	0	0	0	0	22	0	0	11	1	9.1	33	1	3	
12TH GRADE MALE	0	0	0	0	0	0	0	0	0	11	0	0	5	0	0	16	0	0	
12TH GRADE FEMALE	0	0	0	0	0	0	0	0	0	7	1	14.3	4	0	0	11	1	9.1	
12TH GRADE TOTAL	0	0	0	0	0	0	0	0	0	18	1	5.6	9	0	0	27	1	3.7	
DISTRICT TOTAL MALE	1	0	0	1	0	0	1	0	0	79	1	1.3	28	1	3.6	110	2	1.8	
DISTRICT TOTAL FEMALE	0	0	0	0	0	0	0	0	0	66	1	1.5	33	1	3	99	2	2	
DISTRICT TOTAL	1	0	0	1	0	0	1	0	0	145	2	1.4	61	2	3.3	209	4	1.9	
DISTRICT TOTALS (ALTERNATIVE SCHOOLS ONLY)																			
DISTRICT TOTAL MALE	0	0	0	0	0	0	0	0	0	0	0	0	0	0	0	0	0	0	
DISTRICT TOTAL FEMALE	0	0	0	0	0	0	0	0	0	0	0	0	0	0	0	0	0	0	
DISTRICT TOTAL	0	0	0	0	0	0	0	0	0	0	0	0	0	0	0	0	0	0	
COUNTY :	54		ROUTT																
DISTRICT:	2760		HAYDEN RE-1																
DISTRICT TOTALS (INCLUDING ALTERNATIVE SCHOOLS)																			
7TH GRADE MALE	0	0	0	0	0	0	0	0	0	17	0	0	1	0	0	18	0	0	
7TH GRADE FEMALE	1	0	0	0	0	0	0	0	0	18	0	0	1	0	0	20	0	0	
7TH GRADE TOTAL	1	0	0	0	0	0	0	0	0	35	0	0	2	0	0	38	0	0	
8TH GRADE MALE	0	0	0	0	0	0	0	0	0	24	0	0	1	0	0	25	0	0	
8TH GRADE FEMALE	1	0	0	0	0	0	0	0	0	20	0	0	0	0	0	21	0	0	
8TH GRADE TOTAL	1	0	0	0	0	0	0	0	0	44	0	0	1	0	0	46	0	0	
9TH GRADE MALE	0	0	0	0	0	0	0	0	0	20	0	0	3	0	0	23	0	0	
9TH GRADE FEMALE	0	0	0	0	0	0	0	0	0	27	0	0	0	0	0	27	0	0	
9TH GRADE TOTAL	0	0	0	0	0	0	0	0	0	47	0	0	3	0	0	50	0	0	
10TH GRADE MALE	0	0	0	0	0	0	0	0	0	22	1	4.5	1	0	0	23	1	4.3	
10TH GRADE FEMALE	0	0	0	0	0	0	0	0	0	16	0	0	1	1	100	17	1	5.9	



2003-2004 STATE DROPOUT COUNTS BY DISTRICT


	AMERICAN INDIAN OR ALASKAN NATIVE	AMERICAN INDIAN OR ALASKAN NATIVE	AMERICAN INDIAN OR ALASKAN NATIVE	ASIAN PACIFIC ISLANDER	ASIAN PACIFIC ISLANDER	ASIAN PACIFIC ISLANDER	BLACK NOT OF HISPANIC ORIGIN	BLACK NOT OF HISPANIC ORIGIN	BLACK NOT OF HISPANIC ORIGIN	WHITE NOT OF HISPANIC ORIGIN	WHITE NOT OF HISPANIC ORIGIN	WHITE NOT OF HISPANIC ORIGIN	HISPANIC PUPIL COUNT	HISPANIC DROPOUTS	HISPANIC DROPOUT RATE	TOTALS PUPIL COUNT	TOTALS DROPOUTS	TOTALS DROPOUT RATE	
10TH GRADE TOTAL	0	0	0	0	0	0	0	0	0	38	1	2.6	2	1	50	40	2	5	
11TH GRADE MALE	0	0	0	0	0	0	0	0	0	25	2	8	1	0	0	26	2	7.7	
11TH GRADE FEMALE	0	0	0	0	0	0	0	0	0	21	0	0	0	0	0	21	0	0	
11TH GRADE TOTAL	0	0	0	0	0	0	0	0	0	46	2	4.3	1	0	0	47	2	4.3	
12TH GRADE MALE	0	0	0	0	0	0	0	0	0	16	1	6.3	0	0	0	16	1	6.3	
12TH GRADE FEMALE	0	0	0	1	0	0	0	0	0	14	0	0	0	0	0	15	0	0	
12TH GRADE TOTAL	0	0	0	1	0	0	0	0	0	30	1	3.3	0	0	0	31	1	3.2	
DISTRICT TOTAL MALE	0	0	0	0	0	0	0	0	0	124	4	3.2	7	0	0	131	4	3.1	
DISTRICT TOTAL FEMALE	2	0	0	1	0	0	0	0	0	116	0	0	2	1	50	121	1	0.8	
DISTRICT TOTAL	2	0	0	1	0	0	0	0	0	240	4	1.7	9	1	11.1	252	5	2	
DISTRICT TOTALS (EXCLUDING ALTERNATIVE SCHOOLS)																			
7TH GRADE MALE	0	0	0	0	0	0	0	0	0	17	0	0	1	0	0	18	0	0	
7TH GRADE FEMALE	1	0	0	0	0	0	0	0	0	18	0	0	1	0	0	20	0	0	
7TH GRADE TOTAL	1	0	0	0	0	0	0	0	0	35	0	0	2	0	0	38	0	0	
8TH GRADE MALE	0	0	0	0	0	0	0	0	0	24	0	0	1	0	0	25	0	0	
8TH GRADE FEMALE	1	0	0	0	0	0	0	0	0	20	0	0	0	0	0	21	0	0	
8TH GRADE TOTAL	1	0	0	0	0	0	0	0	0	44	0	0	1	0	0	46	0	0	
9TH GRADE MALE	0	0	0	0	0	0	0	0	0	20	0	0	3	0	0	23	0	0	
9TH GRADE FEMALE	0	0	0	0	0	0	0	0	0	27	0	0	0	0	0	27	0	0	
9TH GRADE TOTAL	0	0	0	0	0	0	0	0	0	47	0	0	3	0	0	50	0	0	
10TH GRADE MALE	0	0	0	0	0	0	0	0	0	22	1	4.5	1	0	0	23	1	4.3	
10TH GRADE FEMALE	0	0	0	0	0	0	0	0	0	16	0	0	1	1	100	17	1	5.9	
10TH GRADE TOTAL	0	0	0	0	0	0	0	0	0	38	1	2.6	2	1	50	40	2	5	
11TH GRADE MALE	0	0	0	0	0	0	0	0	0	25	2	8	1	0	0	26	2	7.7	
11TH GRADE FEMALE	0	0	0	0	0	0	0	0	0	21	0	0	0	0	0	21	0	0	
11TH GRADE TOTAL	0	0	0	0	0	0	0	0	0	46	2	4.3	1	0	0	47	2	4.3	
12TH GRADE MALE	0	0	0	0	0	0	0	0	0	16	1	6.3	0	0	0	16	1	6.3	
12TH GRADE FEMALE	0	0	0	1	0	0	0	0	0	14	0	0	0	0	0	15	0	0	
12TH GRADE TOTAL	0	0	0	1	0	0	0	0	0	30	1	3.3	0	0	0	31	1	3.2	
DISTRICT TOTAL MALE	0	0	0	0	0	0	0	0	0	124	4	3.2	7	0	0	131	4	3.1	
DISTRICT TOTAL FEMALE	2	0	0	1	0	0	0	0	0	116	0	0	2	1	50	121	1	0.8	
DISTRICT TOTAL	2	0	0	1	0	0	0	0	0	240	4	1.7	9	1	11.1	252	5	2	
DISTRICT TOTALS (ALTERNATIVE SCHOOLS ONLY)																			
DISTRICT TOTAL MALE	0	0	0	0	0	0	0	0	0	0	0	0	0	0	0	0	0	0	
DISTRICT TOTAL FEMALE	0	0	0	0	0	0	0	0	0	0	0	0	0	0	0	0	0	0	
DISTRICT TOTAL	0	0	0	0	0	0	0	0	0	0	0	0	0	0	0	0	0	0	
DISTRICT: 2770 STEAMBOAT SPRINGS RE-2																			
DISTRICT TOTALS (INCLUDING ALTERNATIVE SCHOOLS)																			
7TH GRADE MALE	0	0	0	1	0	0	1	0	0	97	0	0	5	0	0	104	0	0	
7TH GRADE FEMALE	0	0	0	0	0	0	0	0	0	61	0	0	2	0	0	63	0	0	
7TH GRADE TOTAL	0	0	0	1	0	0	1	0	0	158	0	0	7	0	0	167	0	0	
8TH GRADE MALE	0	0	0	0	0	0	1	0	0	108	0	0	4	0	0	113	0	0	
8TH GRADE FEMALE	1	0	0	1	0	0	1	0	0	84	0	0	4	0	0	91	0	0	
8TH GRADE TOTAL	1	0	0	1	0	0	2	0	0	192	0	0	8	0	0	204	0	0	
9TH GRADE MALE	0	0	0	1	0	0	1	0	0	88	1	1.1	4	0	0	94	1	1.1	
9TH GRADE FEMALE	0	0	0	1	0	0	1	0	0	71	1	1.4	3	0	0	76	1	1.3	
9TH GRADE TOTAL	0	0	0	2	0	0	2	0	0	159	2	1.3	7	0	0	170	2	1.2	
10TH GRADE MALE	1	0	0	2	0	0	0	0	0	92	1	1.1	1	0	0	96	1	1	
10TH GRADE FEMALE	0	0	0	1	0	0	1	0	0	80	0	0	4	1	25	86	1	1.2	

2/5/2006 COLORADO DEPARTMENT OF EDUCATION PAGE : 1
 2003-2004 STATE DROPOUT COUNTS BY DISTRICT

	AMERICAN INDIAN OR ALASKAN NATIVE	AMERICAN INDIAN OR ALASKAN NATIVE	AMERICAN INDIAN OR ALASKAN NATIVE	ASIAN PACIFIC ISLANDER	ASIAN PACIFIC ISLANDER	ASIAN PACIFIC ISLANDER	BLACK NOT OF HISPANIC ORIGIN	BLACK NOT OF HISPANIC ORIGIN	BLACK NOT OF HISPANIC ORIGIN	WHITE NOT OF HISPANIC ORIGIN	WHITE NOT OF HISPANIC ORIGIN	WHITE NOT OF HISPANIC ORIGIN	HISPANIC PUPIL COUNT	HISPANIC DROPOUTS	HISPANIC DROPOUT RATE	TOTALS PUPIL COUNT	TOTALS DROPOUTS	TOTALS DROPOUT RATE	
10TH GRADE TOTAL	1	0	0	3	0	0	1	0	0	172	1	0.6	5	1	20	182	2	1.1	
11TH GRADE MALE	1	1	100	0	0	0	1	0	0	88	2	2.3	2	0	0	92	3	3.3	
11TH GRADE FEMALE	1	0	0	2	0	0	0	0	0	70	1	1.4	3	0	0	76	1	1.3	
11TH GRADE TOTAL	2	1	50	2	0	0	1	0	0	158	3	1.9	5	0	0	168	4	2.4	
12TH GRADE MALE	1	0	0	2	0	0	2	0	0	98	6	6.1	1	0	0	104	6	5.8	
12TH GRADE FEMALE	0	0	0	0	0	0	0	0	0	79	2	2.5	2	0	0	81	2	2.5	
12TH GRADE TOTAL	1	0	0	2	0	0	2	0	0	177	8	4.5	3	0	0	185	8	4.3	
DISTRICT TOTAL MALE	3	1	33.3	6	0	0	6	0	0	571	10	1.8	17	0	0	603	11	1.8	
DISTRICT TOTAL FEMALE	2	0	0	5	0	0	3	0	0	445	4	0.9	18	1	5.6	473	5	1.1	
DISTRICT TOTAL	5	1	20	11	0	0	9	0	0	1,016	14	1.4	35	1	2.9	1,076	16	1.5	
DISTRICT TOTALS (EXCLUDING ALTERNATIVE SCHOOLS)																			
7TH GRADE MALE	0	0	0	1	0	0	1	0	0	97	0	0	5	0	0	104	0	0	
7TH GRADE FEMALE	0	0	0	0	0	0	0	0	0	61	0	0	2	0	0	63	0	0	
7TH GRADE TOTAL	0	0	0	1	0	0	1	0	0	158	0	0	7	0	0	167	0	0	
8TH GRADE MALE	0	0	0	0	0	0	1	0	0	108	0	0	4	0	0	113	0	0	
8TH GRADE FEMALE	1	0	0	1	0	0	1	0	0	84	0	0	4	0	0	91	0	0	
8TH GRADE TOTAL	1	0	0	1	0	0	2	0	0	192	0	0	8	0	0	204	0	0	
9TH GRADE MALE	0	0	0	1	0	0	1	0	0	88	1	1.1	4	0	0	94	1	1.1	
9TH GRADE FEMALE	0	0	0	1	0	0	1	0	0	71	1	1.4	3	0	0	76	1	1.3	
9TH GRADE TOTAL	0	0	0	2	0	0	2	0	0	159	2	1.3	7	0	0	170	2	1.2	
10TH GRADE MALE	1	0	0	2	0	0	0	0	0	92	1	1.1	1	0	0	96	1	1	
10TH GRADE FEMALE	0	0	0	1	0	0	1	0	0	80	0	0	4	1	25	86	1	1.2	
10TH GRADE TOTAL	1	0	0	3	0	0	1	0	0	172	1	0.6	5	1	20	182	2	1.1	
11TH GRADE MALE	1	1	100	0	0	0	1	0	0	88	2	2.3	2	0	0	92	3	3.3	
11TH GRADE FEMALE	1	0	0	2	0	0	0	0	0	70	1	1.4	3	0	0	76	1	1.3	
11TH GRADE TOTAL	2	1	50	2	0	0	1	0	0	158	3	1.9	5	0	0	168	4	2.4	
12TH GRADE MALE	1	0	0	2	0	0	2	0	0	98	6	6.1	1	0	0	104	6	5.8	
12TH GRADE FEMALE	0	0	0	0	0	0	0	0	0	79	2	2.5	2	0	0	81	2	2.5	
12TH GRADE TOTAL	1	0	0	2	0	0	2	0	0	177	8	4.5	3	0	0	185	8	4.3	
DISTRICT TOTAL MALE	3	1	33.3	6	0	0	6	0	0	571	10	1.8	17	0	0	603	11	1.8	
DISTRICT TOTAL FEMALE	2	0	0	5	0	0	3	0	0	445	4	0.9	18	1	5.6	473	5	1.1	
DISTRICT TOTAL	5	1	20	11	0	0	9	0	0	1,016	14	1.4	35	1	2.9	1,076	16	1.5	
DISTRICT TOTALS (ALTERNATIVE SCHOOLS ONLY)																			
DISTRICT TOTAL MALE	0	0	0	0	0	0	0	0	0	0	0	0	0	0	0	0	0	0	
DISTRICT TOTAL FEMALE	0	0	0	0	0	0	0	0	0	0	0	0	0	0	0	0	0	0	
DISTRICT TOTAL	0	0	0	0	0	0	0	0	0	0	0	0	0	0	0	0	0	0	
DISTRICT: 2780 SOUTH ROUTT RE 3																			
DISTRICT TOTALS (INCLUDING ALTERNATIVE SCHOOLS)																			
7TH GRADE MALE	2	0	0	0	0	0	0	0	0	15	0	0	0	0	0	17	0	0	
7TH GRADE FEMALE	2	0	0	0	0	0	0	0	0	16	0	0	1	0	0	19	0	0	
7TH GRADE TOTAL	4	0	0	0	0	0	0	0	0	31	0	0	1	0	0	36	0	0	
8TH GRADE MALE	1	0	0	0	0	0	0	0	0	16	0	0	2	0	0	19	0	0	
8TH GRADE FEMALE	0	0	0	0	0	0	0	0	0	19	0	0	0	0	0	19	0	0	
8TH GRADE TOTAL	1	0	0	0	0	0	0	0	0	35	0	0	2	0	0	38	0	0	
9TH GRADE MALE	0	0	0	0	0	0	0	0	0	28	0	0	1	0	0	29	0	0	
9TH GRADE FEMALE	0	0	0	0	0	0	0	0	0	18	0	0	1	0	0	19	0	0	
9TH GRADE TOTAL	0	0	0	0	0	0	0	0	0	46	0	0	2	0	0	48	0	0	
10TH GRADE MALE	0	0	0	0	0	0	0	0	0	14	1	7.1	1	0	0	15	1	6.7	
10TH GRADE FEMALE	1	0	0	0	0	0	0	0	0	13	0	0	0	0	0	14	0	0	


2/5/2006 COLORADO DEPARTMENT OF EDUCATION PAGE : 1
 2003-2004 STATE DROPOUT COUNTS BY DISTRICT

	AMERICAN INDIAN OR ALASKAN NATIVE	AMERICAN INDIAN OR ALASKAN NATIVE	AMERICAN INDIAN OR ALASKAN NATIVE	ASIAN PACIFIC ISLANDER	ASIAN PACIFIC ISLANDER	ASIAN PACIFIC ISLANDER	BLACK NOT OF HISPANIC ORIGIN	BLACK NOT OF HISPANIC ORIGIN	BLACK NOT OF HISPANIC ORIGIN	WHITE NOT OF HISPANIC ORIGIN	WHITE NOT OF HISPANIC ORIGIN	WHITE NOT OF HISPANIC ORIGIN	HISPANIC PUPIL COUNT	HISPANIC DROPOUTS	HISPANIC DROPOUT RATE	TOTALS PUPIL COUNT	TOTALS DROPOUTS	TOTALS DROPOUT RATE	
10TH GRADE TOTAL	1	0	0	0	0	0	0	0	0	27	1	3.7	1	0	0	29	1	3.4	
11TH GRADE MALE	0	0	0	0	0	0	0	0	0	19	1	5.3	1	0	0	20	1	5	
11TH GRADE FEMALE	1	0	0	0	0	0	0	0	0	19	0	0	0	0	0	20	0	0	
11TH GRADE TOTAL	1	0	0	0	0	0	0	0	0	38	1	2.6	1	0	0	40	1	2.5	
12TH GRADE MALE	0	0	0	0	0	0	0	0	0	15	0	0	1	0	0	16	0	0	
12TH GRADE FEMALE	0	0	0	0	0	0	0	0	0	16	0	0	0	0	0	16	0	0	
12TH GRADE TOTAL	0	0	0	0	0	0	0	0	0	31	0	0	1	0	0	32	0	0	
DISTRICT TOTAL MALE	3	0	0	0	0	0	0	0	0	107	2	1.9	6	0	0	116	2	1.7	
DISTRICT TOTAL FEMALE	4	0	0	0	0	0	0	0	0	101	0	0	2	0	0	107	0	0	
DISTRICT TOTAL	7	0	0	0	0	0	0	0	0	208	2	1	8	0	0	223	2	0.9	
DISTRICT TOTALS (EXCLUDING ALTERNATIVE SCHOOLS)																			
7TH GRADE MALE	2	0	0	0	0	0	0	0	0	15	0	0	0	0	0	17	0	0	
7TH GRADE FEMALE	2	0	0	0	0	0	0	0	0	16	0	0	1	0	0	19	0	0	
7TH GRADE TOTAL	4	0	0	0	0	0	0	0	0	31	0	0	1	0	0	36	0	0	
8TH GRADE MALE	1	0	0	0	0	0	0	0	0	15	0	0	2	0	0	18	0	0	
8TH GRADE FEMALE	0	0	0	0	0	0	0	0	0	19	0	0	0	0	0	19	0	0	
8TH GRADE TOTAL	1	0	0	0	0	0	0	0	0	34	0	0	2	0	0	37	0	0	
9TH GRADE MALE	0	0	0	0	0	0	0	0	0	24	0	0	0	0	0	24	0	0	
9TH GRADE FEMALE	0	0	0	0	0	0	0	0	0	18	0	0	1	0	0	19	0	0	
9TH GRADE TOTAL	0	0	0	0	0	0	0	0	0	42	0	0	1	0	0	43	0	0	
10TH GRADE MALE	0	0	0	0	0	0	0	0	0	13	1	7.7	1	0	0	14	1	7.1	
10TH GRADE FEMALE	1	0	0	0	0	0	0	0	0	12	0	0	0	0	0	13	0	0	
10TH GRADE TOTAL	1	0	0	0	0	0	0	0	0	25	1	4	1	0	0	27	1	3.7	
11TH GRADE MALE	0	0	0	0	0	0	0	0	0	18	1	5.6	1	0	0	19	1	5.3	
11TH GRADE FEMALE	1	0	0	0	0	0	0	0	0	19	0	0	0	0	0	20	0	0	
11TH GRADE TOTAL	1	0	0	0	0	0	0	0	0	37	1	2.7	1	0	0	39	1	2.6	
12TH GRADE MALE	0	0	0	0	0	0	0	0	0	15	0	0	1	0	0	16	0	0	
12TH GRADE FEMALE	0	0	0	0	0	0	0	0	0	15	0	0	0	0	0	15	0	0	
12TH GRADE TOTAL	0	0	0	0	0	0	0	0	0	30	0	0	1	0	0	31	0	0	
DISTRICT TOTAL MALE	3	0	0	0	0	0	0	0	0	100	2	2	5	0	0	108	2	1.9	
DISTRICT TOTAL FEMALE	4	0	0	0	0	0	0	0	0	99	0	0	2	0	0	105	0	0	
DISTRICT TOTAL	7	0	0	0	0	0	0	0	0	199	2	1	7	0	0	213	2	0.9	
DISTRICT TOTALS (ALTERNATIVE SCHOOLS ONLY)																			
8TH GRADE MALE	0	0	0	0	0	0	0	0	0	1	0	0	0	0	0	1	0	0	
8TH GRADE FEMALE	0	0	0	0	0	0	0	0	0	0	0	0	0	0	0	0	0	0	
8TH GRADE TOTAL	0	0	0	0	0	0	0	0	0	1	0	0	0	0	0	1	0	0	
9TH GRADE MALE	0	0	0	0	0	0	0	0	0	4	0	0	1	0	0	5	0	0	
9TH GRADE FEMALE	0	0	0	0	0	0	0	0	0	0	0	0	0	0	0	0	0	0	
9TH GRADE TOTAL	0	0	0	0	0	0	0	0	0	4	0	0	1	0	0	5	0	0	
10TH GRADE MALE	0	0	0	0	0	0	0	0	0	1	0	0	0	0	0	1	0	0	
10TH GRADE FEMALE	0	0	0	0	0	0	0	0	0	1	0	0	0	0	0	1	0	0	
10TH GRADE TOTAL	0	0	0	0	0	0	0	0	0	2	0	0	0	0	0	2	0	0	
11TH GRADE MALE	0	0	0	0	0	0	0	0	0	1	0	0	0	0	0	1	0	0	
11TH GRADE FEMALE	0	0	0	0	0	0	0	0	0	0	0	0	0	0	0	0	0	0	
11TH GRADE TOTAL	0	0	0	0	0	0	0	0	0	1	0	0	0	0	0	1	0	0	
12TH GRADE MALE	0	0	0	0	0	0	0	0	0	0	0	0	0	0	0	0	0	0	
12TH GRADE FEMALE	0	0	0	0	0	0	0	0	0	1	0	0	0	0	0	1	0	0	
12TH GRADE TOTAL	0	0	0	0	0	0	0	0	0	1	0	0	0	0	0	1	0	0	
DISTRICT TOTAL MALE	0	0	0	0	0	0	0	0	0	7	0	0	1	0	0	8	0	0	



2003-2004 STATE DROPOUT COUNTS BY DISTRICT

	AMERICAN INDIAN OR ALASKAN NATIVE	AMERICAN INDIAN OR ALASKAN NATIVE	AMERICAN INDIAN OR ALASKAN NATIVE	ASIAN PACIFIC ISLANDER	ASIAN PACIFIC ISLANDER	ASIAN PACIFIC ISLANDER	BLACK NOT OF HISPANIC ORIGIN	BLACK NOT OF HISPANIC ORIGIN	BLACK NOT OF HISPANIC ORIGIN	WHITE NOT OF HISPANIC ORIGIN	WHITE NOT OF HISPANIC ORIGIN	WHITE NOT OF HISPANIC ORIGIN	HISPANIC PUPIL COUNT	HISPANIC DROPOUTS	HISPANIC DROPOUT RATE	TOTALS PUPIL COUNT	TOTALS DROPOUTS	TOTALS DROPOUT RATE
DISTRICT TOTAL FEMALE	0	0	0	0	0	0	0	0	0	2	0	0	0	0	0	2	0	0
DISTRICT TOTAL	0	0	0	0	0	0	0	0	0	9	0	0	1	0	0	10	0	0
COUNTY :	55		SAGUACHE															
DISTRICT:	2790		MOUNTAIN VALLEY RE 1															
DISTRICT TOTALS (INCLUDING ALTERNATIVE SCHOOLS)																		
7TH GRADE MALE	0	0	0	0	0	0	0	0	0	3	0	0	2	0	0	5	0	0
7TH GRADE FEMALE	0	0	0	0	0	0	0	0	0	5	0	0	0	0	0	5	0	0
7TH GRADE TOTAL	0	0	0	0	0	0	0	0	0	8	0	0	2	0	0	10	0	0
8TH GRADE MALE	0	0	0	0	0	0	0	0	0	4	1	25	4	0	0	8	1	12.5
8TH GRADE FEMALE	1	0	0	0	0	0	0	0	0	2	1	50	3	0	0	6	1	16.7
8TH GRADE TOTAL	1	0	0	0	0	0	0	0	0	6	2	33.3	7	0	0	14	2	14.3
9TH GRADE MALE	0	0	0	0	0	0	0	0	0	7	1	14.3	4	1	25	11	2	18.2
9TH GRADE FEMALE	0	0	0	0	0	0	0	0	0	6	2	33.3	3	1	33.3	9	3	33.3
9TH GRADE TOTAL	0	0	0	0	0	0	0	0	0	13	3	23.1	7	2	28.6	20	5	25
10TH GRADE MALE	0	0	0	0	0	0	0	0	0	8	3	37.5	3	1	33.3	11	4	36.4
10TH GRADE FEMALE	0	0	0	0	0	0	0	0	0	5	0	0	3	0	0	8	0	0
10TH GRADE TOTAL	0	0	0	0	0	0	0	0	0	13	3	23.1	6	1	16.7	19	4	21.1
11TH GRADE MALE	0	0	0	0	0	0	0	0	0	4	1	25	4	1	25	8	2	25
11TH GRADE FEMALE	0	0	0	0	0	0	0	0	0	8	0	0	1	0	0	9	0	0
11TH GRADE TOTAL	0	0	0	0	0	0	0	0	0	12	1	8.3	5	1	20	17	2	11.8
12TH GRADE MALE	1	0	0	0	0	0	0	0	0	4	1	25	4	0	0	9	1	11.1
12TH GRADE FEMALE	0	0	0	0	0	0	0	0	0	2	0	0	2	1	50	4	1	25
12TH GRADE TOTAL	1	0	0	0	0	0	0	0	0	6	1	16.7	6	1	16.7	13	2	15.4
DISTRICT TOTAL MALE	1	0	0	0	0	0	0	0	0	30	7	23.3	21	3	14.3	52	10	19.2
DISTRICT TOTAL FEMALE	1	0	0	0	0	0	0	0	0	28	3	10.7	12	2	16.7	41	5	12.2
DISTRICT TOTAL	2	0	0	0	0	0	0	0	0	58	10	17.2	33	5	15.2	93	15	16.1
DISTRICT TOTALS (EXCLUDING ALTERNATIVE SCHOOLS)																		
7TH GRADE MALE	0	0	0	0	0	0	0	0	0	3	0	0	2	0	0	5	0	0
7TH GRADE FEMALE	0	0	0	0	0	0	0	0	0	5	0	0	0	0	0	5	0	0
7TH GRADE TOTAL	0	0	0	0	0	0	0	0	0	8	0	0	2	0	0	10	0	0
8TH GRADE MALE	0	0	0	0	0	0	0	0	0	4	1	25	4	0	0	8	1	12.5
8TH GRADE FEMALE	1	0	0	0	0	0	0	0	0	2	1	50	3	0	0	6	1	16.7
8TH GRADE TOTAL	1	0	0	0	0	0	0	0	0	6	2	33.3	7	0	0	14	2	14.3
9TH GRADE MALE	0	0	0	0	0	0	0	0	0	7	1	14.3	4	1	25	11	2	18.2
9TH GRADE FEMALE	0	0	0	0	0	0	0	0	0	6	2	33.3	3	1	33.3	9	3	33.3
9TH GRADE TOTAL	0	0	0	0	0	0	0	0	0	13	3	23.1	7	2	28.6	20	5	25
10TH GRADE MALE	0	0	0	0	0	0	0	0	0	8	3	37.5	3	1	33.3	11	4	36.4
10TH GRADE FEMALE	0	0	0	0	0	0	0	0	0	5	0	0	3	0	0	8	0	0
10TH GRADE TOTAL	0	0	0	0	0	0	0	0	0	13	3	23.1	6	1	16.7	19	4	21.1
11TH GRADE MALE	0	0	0	0	0	0	0	0	0	4	1	25	4	1	25	8	2	25
11TH GRADE FEMALE	0	0	0	0	0	0	0	0	0	8	0	0	1	0	0	9	0	0
11TH GRADE TOTAL	0	0	0	0	0	0	0	0	0	12	1	8.3	5	1	20	17	2	11.8
12TH GRADE MALE	1	0	0	0	0	0	0	0	0	4	1	25	4	0	0	9	1	11.1
12TH GRADE FEMALE	0	0	0	0	0	0	0	0	0	2	0	0	2	1	50	4	1	25
12TH GRADE TOTAL	1	0	0	0	0	0	0	0	0	6	1	16.7	6	1	16.7	13	2	15.4
DISTRICT TOTAL MALE	1	0	0	0	0	0	0	0	0	30	7	23.3	21	3	14.3	52	10	19.2
DISTRICT TOTAL FEMALE	1	0	0	0	0	0	0	0	0	28	3	10.7	12	2	16.7	41	5	12.2
DISTRICT TOTAL	2	0	0	0	0	0	0	0	0	58	10	17.2	33	5	15.2	93	15	16.1
DISTRICT TOTALS (ALTERNATIVE SCHOOLS ONLY)																		



2/5/2006 COLORADO DEPARTMENT OF EDUCATION PAGE : 1
 2003-2004 STATE DROPOUT COUNTS BY DISTRICT

	AMERICAN INDIAN OR ALASKAN NATIVE	AMERICAN INDIAN OR ALASKAN NATIVE	AMERICAN INDIAN OR ALASKAN NATIVE	ASIAN PACIFIC ISLANDER	ASIAN PACIFIC ISLANDER	ASIAN PACIFIC ISLANDER	BLACK NOT OF HISPANIC ORIGIN	BLACK NOT OF HISPANIC ORIGIN	BLACK NOT OF HISPANIC ORIGIN	WHITE NOT OF HISPANIC ORIGIN	WHITE NOT OF HISPANIC ORIGIN	WHITE NOT OF HISPANIC ORIGIN	HISPANIC PUPIL COUNT	HISPANIC DROPOUTS	HISPANIC DROPOUT RATE	TOTALS PUPIL COUNT	TOTALS DROPOUTS	TOTALS DROPOUT RATE
DISTRICT TOTAL MALE	0	0	0	0	0	0	0	0	0	0	0	0	0	0	0	0	0	0
DISTRICT TOTAL FEMALE	0	0	0	0	0	0	0	0	0	0	0	0	0	0	0	0	0	0
DISTRICT TOTAL	0	0	0	0	0	0	0	0	0	0	0	0	0	0	0	0	0	0
DISTRICT:	2800	MOFFAT 2																
DISTRICT TOTALS (INCLUDING ALTERNATIVE SCHOOLS)																		
7TH GRADE MALE	0	0	0	0	0	0	0	0	0	7	0	0	1	0	0	8	0	0
7TH GRADE FEMALE	2	0	0	0	0	0	0	0	0	2	0	0	1	0	0	5	0	0
7TH GRADE TOTAL	2	0	0	0	0	0	0	0	0	9	0	0	2	0	0	13	0	0
8TH GRADE MALE	0	0	0	0	0	0	0	0	0	10	0	0	2	0	0	12	0	0
8TH GRADE FEMALE	0	0	0	0	0	0	1	0	0	7	0	0	0	0	0	8	0	0
8TH GRADE TOTAL	0	0	0	0	0	0	1	0	0	17	0	0	2	0	0	20	0	0
9TH GRADE MALE	0	0	0	1	0	0	0	0	0	10	0	0	3	0	0	14	0	0
9TH GRADE FEMALE	0	0	0	1	0	0	0	0	0	8	0	0	1	0	0	10	0	0
9TH GRADE TOTAL	0	0	0	2	0	0	0	0	0	18	0	0	4	0	0	24	0	0
10TH GRADE MALE	0	0	0	0	0	0	1	0	0	7	0	0	0	0	0	8	0	0
10TH GRADE FEMALE	1	0	0	0	0	0	0	0	0	6	0	0	1	0	0	8	0	0
10TH GRADE TOTAL	1	0	0	0	0	0	1	0	0	13	0	0	1	0	0	16	0	0
11TH GRADE MALE	1	0	0	1	0	0	0	0	0	9	0	0	1	0	0	12	0	0
11TH GRADE FEMALE	0	0	0	0	0	0	0	0	0	7	0	0	2	0	0	9	0	0
11TH GRADE TOTAL	1	0	0	1	0	0	0	0	0	16	0	0	3	0	0	21	0	0
12TH GRADE MALE	0	0	0	0	0	0	0	0	0	6	0	0	0	0	0	6	0	0
12TH GRADE FEMALE	0	0	0	0	0	0	0	0	0	5	0	0	2	1	50	7	1	14.3
12TH GRADE TOTAL	0	0	0	0	0	0	0	0	0	11	0	0	2	1	50	13	1	7.7
DISTRICT TOTAL MALE	1	0	0	2	0	0	0	0	0	49	0	0	7	0	0	60	0	0
DISTRICT TOTAL FEMALE	3	0	0	1	0	0	1	0	0	35	0	0	7	1	14.3	47	1	2.1
DISTRICT TOTAL	4	0	0	3	0	0	2	0	0	84	0	0	14	1	7.1	107	1	0.9
DISTRICT TOTALS (EXCLUDING ALTERNATIVE SCHOOLS)																		
7TH GRADE MALE	0	0	0	0	0	0	0	0	0	7	0	0	1	0	0	8	0	0
7TH GRADE FEMALE	2	0	0	0	0	0	0	0	0	2	0	0	1	0	0	5	0	0
7TH GRADE TOTAL	2	0	0	0	0	0	0	0	0	9	0	0	2	0	0	13	0	0
8TH GRADE MALE	0	0	0	0	0	0	0	0	0	10	0	0	2	0	0	12	0	0
8TH GRADE FEMALE	0	0	0	0	0	0	1	0	0	7	0	0	0	0	0	8	0	0
8TH GRADE TOTAL	0	0	0	0	0	0	1	0	0	17	0	0	2	0	0	20	0	0
9TH GRADE MALE	0	0	0	1	0	0	0	0	0	10	0	0	3	0	0	14	0	0
9TH GRADE FEMALE	0	0	0	1	0	0	0	0	0	8	0	0	1	0	0	10	0	0
9TH GRADE TOTAL	0	0	0	2	0	0	0	0	0	18	0	0	4	0	0	24	0	0
10TH GRADE MALE	0	0	0	0	0	0	1	0	0	7	0	0	0	0	0	8	0	0
10TH GRADE FEMALE	1	0	0	0	0	0	0	0	0	6	0	0	1	0	0	8	0	0
10TH GRADE TOTAL	1	0	0	0	0	0	1	0	0	13	0	0	1	0	0	16	0	0
11TH GRADE MALE	1	0	0	1	0	0	0	0	0	9	0	0	1	0	0	12	0	0
11TH GRADE FEMALE	0	0	0	0	0	0	0	0	0	7	0	0	2	0	0	9	0	0
11TH GRADE TOTAL	1	0	0	1	0	0	0	0	0	16	0	0	3	0	0	21	0	0
12TH GRADE MALE	0	0	0	0	0	0	0	0	0	6	0	0	0	0	0	6	0	0
12TH GRADE FEMALE	0	0	0	0	0	0	0	0	0	5	0	0	2	1	50	7	1	14.3
12TH GRADE TOTAL	0	0	0	0	0	0	0	0	0	11	0	0	2	1	50	13	1	7.7
DISTRICT TOTAL MALE	1	0	0	2	0	0	1	0	0	49	0	0	7	0	0	60	0	0
DISTRICT TOTAL FEMALE	3	0	0	1	0	0	1	0	0	35	0	0	7	1	14.3	47	1	2.1
DISTRICT TOTAL	4	0	0	3	0	0	2	0	0	84	0	0	14	1	7.1	107	1	0.9
DISTRICT TOTALS (ALTERNATIVE SCHOOLS ONLY)																		


2/5/2006 COLORADO DEPARTMENT OF EDUCATION PAGE : 1
 2003-2004 STATE DROPOUT COUNTS BY DISTRICT

	AMERICAN INDIAN OR ALASKAN NATIVE	AMERICAN INDIAN OR ALASKAN NATIVE	AMERICAN INDIAN OR ALASKAN NATIVE	ASIAN PACIFIC ISLANDER	ASIAN PACIFIC ISLANDER	ASIAN PACIFIC ISLANDER	BLACK NOT OF HISPANIC ORIGIN	BLACK NOT OF HISPANIC ORIGIN	BLACK NOT OF HISPANIC ORIGIN	WHITE NOT OF HISPANIC ORIGIN	WHITE NOT OF HISPANIC ORIGIN	WHITE NOT OF HISPANIC ORIGIN	HISPANIC PUPIL COUNT	HISPANIC DROPOUTS	HISPANIC DROPOUT RATE	TOTALS PUPIL COUNT	TOTALS DROPOUTS	TOTALS DROPOUT RATE
9TH GRADE MALE	0	0	0	0	0	0	0	0	0	0	0	0	5	3	60	5	3	60
9TH GRADE FEMALE	0	0	0	0	0	0	0	0	0	0	0	0	3	2	66.7	3	2	66.7
9TH GRADE TOTAL	0	0	0	0	0	0	0	0	0	0	0	8	5	62.5	8	5	62.5	
10TH GRADE MALE	0	0	0	0	0	0	0	0	0	1	0	0	0	0	0	1	0	0
10TH GRADE FEMALE	0	0	0	0	0	0	0	0	0	0	0	0	1	0	0	1	0	0
10TH GRADE TOTAL	0	0	0	0	0	0	0	0	0	1	0	0	1	0	0	2	0	0
11TH GRADE MALE	0	0	0	0	0	0	0	0	0	0	0	3	1	33.3	3	1	33.3	
11TH GRADE FEMALE	0	0	0	0	0	0	0	0	0	0	0	0	0	0	0	0	0	0
11TH GRADE TOTAL	0	0	0	0	0	0	0	0	0	0	0	3	1	33.3	3	1	33.3	
12TH GRADE MALE	0	0	0	0	0	0	0	0	0	0	0	9	0	0	9	0	0	
12TH GRADE FEMALE	0	0	0	0	0	0	0	0	0	0	0	11	0	0	11	0	0	
12TH GRADE TOTAL	0	0	0	0	0	0	0	0	0	0	0	20	0	0	20	0	0	
DISTRICT TOTAL MALE	0	0	0	0	0	0	0	0	0	1	0	17	4	23.5	18	4	22.2	
DISTRICT TOTAL FEMALE	0	0	0	0	0	0	0	0	0	0	0	15	2	13.3	15	2	13.3	
DISTRICT TOTAL	0	0	0	0	0	0	0	0	0	1	0	32	6	18.8	33	6	18.2	
COUNTY :	56	SAN	JUAN															
DISTRICT:	2820	SILVERTON 1																
DISTRICT TOTALS (INCLUDING ALTERNATIVE SCHOOLS)																		
7TH GRADE MALE	0	0	0	0	0	0	0	0	0	2	0	0	1	0	0	3	0	0
7TH GRADE FEMALE	0	0	0	0	0	0	0	0	0	2	0	0	0	0	0	2	0	0
7TH GRADE TOTAL	0	0	0	0	0	0	0	0	0	4	0	0	1	0	0	5	0	0
8TH GRADE MALE	0	0	0	0	0	0	0	0	0	3	0	0	0	0	0	3	0	0
8TH GRADE FEMALE	0	0	0	0	0	0	0	0	0	1	0	0	0	0	0	1	0	0
8TH GRADE TOTAL	0	0	0	0	0	0	0	0	0	4	0	0	0	0	0	4	0	0
9TH GRADE MALE	0	0	0	0	0	0	0	0	0	1	0	0	0	0	0	1	0	0
9TH GRADE FEMALE	0	0	0	0	0	0	0	0	0	1	0	0	0	0	0	1	0	0
9TH GRADE TOTAL	0	0	0	0	0	0	0	0	0	2	0	0	0	0	0	2	0	0
10TH GRADE MALE	0	0	0	0	0	0	0	0	0	3	0	0	1	0	0	4	0	0
10TH GRADE FEMALE	0	0	0	0	0	0	0	0	0	1	0	0	0	0	0	1	0	0
10TH GRADE TOTAL	0	0	0	0	0	0	0	0	0	4	0	0	1	0	0	5	0	0
11TH GRADE MALE	0	0	0	0	0	0	0	0	0	1	0	0	0	0	0	1	0	0
11TH GRADE FEMALE	0	0	0	0	0	0	0	0	0	1	0	0	0	0	0	1	0	0
11TH GRADE TOTAL	0	0	0	0	0	0	0	0	0	2	0	0	0	0	0	2	0	0
12TH GRADE MALE	0	0	0	0	0	0	0	0	0	4	1	25	0	0	0	4	1	25
12TH GRADE FEMALE	0	0	0	0	0	0	0	0	0	2	0	0	1	0	0	3	0	0
12TH GRADE TOTAL	0	0	0	0	0	0	0	0	0	6	1	16.7	1	0	0	7	1	14.3
DISTRICT TOTAL MALE	0	0	0	0	0	0	0	0	0	14	1	7.1	2	0	0	16	1	6.3
DISTRICT TOTAL FEMALE	0	0	0	0	0	0	0	0	0	8	0	0	1	0	0	9	0	0
DISTRICT TOTAL	0	0	0	0	0	0	0	0	0	22	1	4.5	3	0	0	25	1	4
DISTRICT TOTALS (EXCLUDING ALTERNATIVE SCHOOLS)																		
7TH GRADE MALE	0	0	0	0	0	0	0	0	0	2	0	0	1	0	0	3	0	0
7TH GRADE FEMALE	0	0	0	0	0	0	0	0	0	2	0	0	0	0	0	2	0	0
7TH GRADE TOTAL	0	0	0	0	0	0	0	0	0	4	0	0	1	0	0	5	0	0
8TH GRADE MALE	0	0	0	0	0	0	0	0	0	3	0	0	0	0	0	3	0	0
8TH GRADE FEMALE	0	0	0	0	0	0	0	0	0	1	0	0	0	0	0	1	0	0
8TH GRADE TOTAL	0	0	0	0	0	0	0	0	0	4	0	0	0	0	0	4	0	0
9TH GRADE MALE	0	0	0	0	0	0	0	0	0	1	0	0	0	0	0	1	0	0
9TH GRADE FEMALE	0	0	0	0	0	0	0	0	0	1	0	0	0	0	0	1	0	0
9TH GRADE TOTAL	0	0	0	0	0	0	0	0	0	2	0	0	0	0	0	2	0	0




2/5/2006 COLORADO DEPARTMENT OF EDUCATION PAGE : 1
 2003-2004 STATE DROPOUT COUNTS BY DISTRICT

	AMERICAN INDIAN OR ALASKAN NATIVE	AMERICAN INDIAN OR ALASKAN NATIVE	AMERICAN INDIAN OR ALASKAN NATIVE	ASIAN PACIFIC ISLANDER	ASIAN PACIFIC ISLANDER	ASIAN PACIFIC ISLANDER	BLACK NOT OF HISPANIC ORIGIN	BLACK NOT OF HISPANIC ORIGIN	BLACK NOT OF HISPANIC ORIGIN	WHITE NOT OF HISPANIC ORIGIN	WHITE NOT OF HISPANIC ORIGIN	WHITE NOT OF HISPANIC ORIGIN	HISPANIC PUPIL COUNT	HISPANIC DROPOUTS	HISPANIC DROPOUT RATE	TOTALS PUPIL COUNT	TOTALS DROPOUTS	TOTALS DROPOUT RATE	
10TH GRADE MALE	0	0	0	0	0	0	0	0	0	3	0	0	1	0	0	4	0	0	
10TH GRADE FEMALE	0	0	0	0	0	0	0	0	0	1	0	0	0	0	0	1	0	0	
10TH GRADE TOTAL	0	0	0	0	0	0	0	0	0	4	0	0	1	0	0	5	0	0	
11TH GRADE MALE	0	0	0	0	0	0	0	0	0	1	0	0	0	0	0	1	0	0	
11TH GRADE FEMALE	0	0	0	0	0	0	0	0	0	1	0	0	0	0	0	1	0	0	
11TH GRADE TOTAL	0	0	0	0	0	0	0	0	0	2	0	0	0	0	0	2	0	0	
12TH GRADE MALE	0	0	0	0	0	0	0	0	0	4	1	25	0	0	0	4	1	25	
12TH GRADE FEMALE	0	0	0	0	0	0	0	0	0	2	0	0	1	0	0	3	0	0	
12TH GRADE TOTAL	0	0	0	0	0	0	0	0	0	6	1	16.7	1	0	0	7	1	14.3	
DISTRICT TOTAL MALE	0	0	0	0	0	0	0	0	0	14	1	7.1	2	0	0	16	1	6.3	
DISTRICT TOTAL FEMALE	0	0	0	0	0	0	0	0	0	8	0	0	1	0	0	9	0	0	
DISTRICT TOTAL	0	0	0	0	0	0	0	0	0	22	1	4.5	3	0	0	25	1	4	
DISTRICT TOTALS (ALTERNATIVE SCHOOLS ONLY)																			
DISTRICT TOTAL MALE	0	0	0	0	0	0	0	0	0	0	0	0	0	0	0	0	0	0	
DISTRICT TOTAL FEMALE	0	0	0	0	0	0	0	0	0	0	0	0	0	0	0	0	0	0	
DISTRICT TOTAL	0	0	0	0	0	0	0	0	0	0	0	0	0	0	0	0	0	0	
COUNTY :	57	SAN	MIGUEL																
DISTRICT:	2830	TELLURIDE R-1																	
DISTRICT TOTALS (INCLUDING ALTERNATIVE SCHOOLS)																			
7TH GRADE MALE	1	0	0	0	0	0	0	0	0	14	0	0	3	0	0	18	0	0	
7TH GRADE FEMALE	0	0	0	0	0	0	0	0	0	28	0	0	3	0	0	31	0	0	
7TH GRADE TOTAL	1	0	0	0	0	0	0	0	0	42	0	0	6	0	0	49	0	0	
8TH GRADE MALE	0	0	0	0	0	0	0	0	0	23	0	0	1	0	0	24	0	0	
8TH GRADE FEMALE	1	0	0	0	0	0	0	0	0	21	0	0	0	0	0	22	0	0	
8TH GRADE TOTAL	1	0	0	0	0	0	0	0	0	44	0	0	1	0	0	46	0	0	
9TH GRADE MALE	0	0	0	0	0	0	0	0	0	14	0	0	3	0	0	17	0	0	
9TH GRADE FEMALE	0	0	0	0	0	0	0	0	0	14	0	0	4	0	0	18	0	0	
9TH GRADE TOTAL	0	0	0	0	0	0	0	0	0	28	0	0	7	0	0	35	0	0	
10TH GRADE MALE	0	0	0	0	0	0	0	0	0	24	0	0	3	0	0	27	0	0	
10TH GRADE FEMALE	0	0	0	0	0	0	2	0	0	23	0	0	1	0	0	26	0	0	
10TH GRADE TOTAL	0	0	0	0	0	0	2	0	0	47	0	0	4	0	0	53	0	0	
11TH GRADE MALE	0	0	0	0	0	0	0	0	0	20	0	0	0	0	0	20	0	0	
11TH GRADE FEMALE	0	0	0	0	0	0	0	0	0	20	1	5	0	0	0	20	1	5	
11TH GRADE TOTAL	0	0	0	0	0	0	0	0	0	40	1	2.5	0	0	0	40	1	2.5	
12TH GRADE MALE	0	0	0	0	0	0	0	0	0	20	0	0	1	0	0	21	0	0	
12TH GRADE FEMALE	0	0	0	1	0	0	0	0	0	19	0	0	0	0	0	20	0	0	
12TH GRADE TOTAL	0	0	0	1	0	0	0	0	0	39	0	0	1	0	0	41	0	0	
DISTRICT TOTAL MALE	1	0	0	0	0	0	0	0	0	115	0	0	11	0	0	127	0	0	
DISTRICT TOTAL FEMALE	1	0	0	1	0	0	2	0	0	125	1	0.8	8	0	0	137	1	0.7	
DISTRICT TOTAL	2	0	0	1	0	0	2	0	0	240	1	0.4	19	0	0	264	1	0.4	
DISTRICT TOTALS (EXCLUDING ALTERNATIVE SCHOOLS)																			
7TH GRADE MALE	1	0	0	0	0	0	0	0	0	14	0	0	3	0	0	18	0	0	
7TH GRADE FEMALE	0	0	0	0	0	0	0	0	0	28	0	0	3	0	0	31	0	0	
7TH GRADE TOTAL	1	0	0	0	0	0	0	0	0	42	0	0	6	0	0	49	0	0	
8TH GRADE MALE	0	0	0	0	0	0	0	0	0	23	0	0	1	0	0	24	0	0	
8TH GRADE FEMALE	1	0	0	0	0	0	0	0	0	21	0	0	0	0	0	22	0	0	
8TH GRADE TOTAL	1	0	0	0	0	0	0	0	0	44	0	0	1	0	0	46	0	0	
9TH GRADE MALE	0	0	0	0	0	0	0	0	0	14	0	0	3	0	0	17	0	0	
9TH GRADE FEMALE	0	0	0	0	0	0	0	0	0	14	0	0	4	0	0	18	0	0	
9TH GRADE TOTAL	0	0	0	0	0	0	0	0	0	28	0	0	7	0	0	35	0	0	




2/5/2006 COLORADO DEPARTMENT OF EDUCATION PAGE : 1
 2003-2004 STATE DROPOUT COUNTS BY DISTRICT

	AMERICAN INDIAN OR ALASKAN NATIVE	AMERICAN INDIAN OR ALASKAN NATIVE	AMERICAN INDIAN OR ALASKAN NATIVE	ASIAN PACIFIC ISLANDER	ASIAN PACIFIC ISLANDER	ASIAN PACIFIC ISLANDER	BLACK NOT OF HISPANIC ORIGIN	BLACK NOT OF HISPANIC ORIGIN	BLACK NOT OF HISPANIC ORIGIN	WHITE NOT OF HISPANIC ORIGIN	WHITE NOT OF HISPANIC ORIGIN	WHITE NOT OF HISPANIC ORIGIN	HISPANIC PUPIL COUNT	HISPANIC DROPOUTS	HISPANIC DROPOUT RATE	TOTALS PUPIL COUNT	TOTALS DROPOUTS	TOTALS DROPOUT RATE	
9TH GRADE TOTAL	0	0	0	0	0	0	0	0	0	28	0	0	7	0	0	35	0	0	
10TH GRADE MALE	0	0	0	0	0	0	0	0	0	24	0	0	3	0	0	27	0	0	
10TH GRADE FEMALE	0	0	0	0	0	0	2	0	0	23	0	0	1	0	0	26	0	0	
10TH GRADE TOTAL	0	0	0	0	0	0	2	0	0	47	0	0	4	0	0	53	0	0	
11TH GRADE MALE	0	0	0	0	0	0	0	0	0	20	0	0	0	0	0	20	0	0	
11TH GRADE FEMALE	0	0	0	0	0	0	0	0	0	20	1	5	0	0	0	20	1	5	
11TH GRADE TOTAL	0	0	0	0	0	0	0	0	0	40	1	2.5	0	0	0	40	1	2.5	
12TH GRADE MALE	0	0	0	0	0	0	0	0	0	20	0	0	1	0	0	21	0	0	
12TH GRADE FEMALE	0	0	0	1	0	0	0	0	0	19	0	0	0	0	0	20	0	0	
12TH GRADE TOTAL	0	0	0	1	0	0	0	0	0	39	0	0	1	0	0	41	0	0	
DISTRICT TOTAL MALE	1	0	0	0	0	0	0	0	0	115	0	0	11	0	0	127	0	0	
DISTRICT TOTAL FEMALE	1	0	0	1	0	0	2	0	0	125	1	0.8	8	0	0	137	1	0.7	
DISTRICT TOTAL	2	0	0	1	0	0	2	0	0	240	1	0.4	19	0	0	264	1	0.4	
DISTRICT TOTALS (ALTERNATIVE SCHOOLS ONLY)																			
DISTRICT TOTAL MALE	0	0	0	0	0	0	0	0	0	0	0	0	0	0	0	0	0	0	
DISTRICT TOTAL FEMALE	0	0	0	0	0	0	0	0	0	0	0	0	0	0	0	0	0	0	
DISTRICT TOTAL	0	0	0	0	0	0	0	0	0	0	0	0	0	0	0	0	0	0	
DISTRICT:	2840	NORWOOD R-2J																	
DISTRICT TOTALS (INCLUDING ALTERNATIVE SCHOOLS)																			
7TH GRADE MALE	0	0	0	0	0	0	0	0	0	14	0	0	0	0	0	14	0	0	
7TH GRADE FEMALE	0	0	0	0	0	0	0	0	0	14	0	0	0	0	0	14	0	0	
7TH GRADE TOTAL	0	0	0	0	0	0	0	0	0	28	0	0	0	0	0	28	0	0	
8TH GRADE MALE	0	0	0	0	0	0	0	0	0	11	0	0	1	0	0	12	0	0	
8TH GRADE FEMALE	0	0	0	0	0	0	1	0	0	19	0	0	0	0	0	20	0	0	
8TH GRADE TOTAL	0	0	0	0	0	0	1	0	0	30	0	0	1	0	0	32	0	0	
9TH GRADE MALE	0	0	0	0	0	0	0	0	0	11	0	0	0	0	0	11	0	0	
9TH GRADE FEMALE	0	0	0	0	0	0	0	0	0	7	0	0	1	0	0	8	0	0	
9TH GRADE TOTAL	0	0	0	0	0	0	0	0	0	18	0	0	1	0	0	19	0	0	
10TH GRADE MALE	0	0	0	1	0	0	0	0	0	20	1	5	0	0	0	21	1	4.8	
10TH GRADE FEMALE	0	0	0	0	0	0	0	0	0	17	0	0	0	0	0	17	0	0	
10TH GRADE TOTAL	0	0	0	1	0	0	0	0	0	37	1	2.7	0	0	0	38	1	2.6	
11TH GRADE MALE	0	0	0	0	0	0	0	0	0	5	1	20	1	0	0	6	1	16.7	
11TH GRADE FEMALE	1	0	0	0	0	0	0	0	0	16	1	6.3	2	0	0	19	1	5.3	
11TH GRADE TOTAL	1	0	0	0	0	0	0	0	0	21	2	9.5	3	0	0	25	2	8	
12TH GRADE MALE	0	0	0	0	0	0	0	0	0	14	1	7.1	0	0	0	14	1	7.1	
12TH GRADE FEMALE	0	0	0	0	0	0	0	0	0	12	0	0	0	0	0	12	0	0	
12TH GRADE TOTAL	0	0	0	0	0	0	0	0	0	26	1	3.8	0	0	0	26	1	3.8	
DISTRICT TOTAL MALE	0	0	0	1	0	0	0	0	0	75	3	4	2	0	0	78	3	3.8	
DISTRICT TOTAL FEMALE	1	0	0	0	0	0	1	0	0	85	1	1.2	3	0	0	90	1	1.1	
DISTRICT TOTAL	1	0	0	1	0	0	1	0	0	160	4	2.5	5	0	0	168	4	2.4	
DISTRICT TOTALS (EXCLUDING ALTERNATIVE SCHOOLS)																			
7TH GRADE MALE	0	0	0	0	0	0	0	0	0	14	0	0	0	0	0	14	0	0	
7TH GRADE FEMALE	0	0	0	0	0	0	0	0	0	14	0	0	0	0	0	14	0	0	
7TH GRADE TOTAL	0	0	0	0	0	0	0	0	0	28	0	0	0	0	0	28	0	0	
8TH GRADE MALE	0	0	0	0	0	0	0	0	0	11	0	0	1	0	0	12	0	0	
8TH GRADE FEMALE	0	0	0	0	0	0	1	0	0	19	0	0	0	0	0	20	0	0	
8TH GRADE TOTAL	0	0	0	0	0	0	1	0	0	30	0	0	1	0	0	32	0	0	
9TH GRADE MALE	0	0	0	0	0	0	0	0	0	11	0	0	0	0	0	11	0	0	
9TH GRADE FEMALE	0	0	0	0	0	0	0	0	0	7	0	0	1	0	0	8	0	0	




2/5/2006 COLORADO DEPARTMENT OF EDUCATION PAGE : 1
 2003-2004 STATE DROPOUT COUNTS BY DISTRICT

	AMERICAN INDIAN OR ALASKAN NATIVE	AMERICAN INDIAN OR ALASKAN NATIVE	AMERICAN INDIAN OR ALASKAN NATIVE	ASIAN PACIFIC ISLANDER	ASIAN PACIFIC ISLANDER	ASIAN PACIFIC ISLANDER	BLACK NOT OF HISPANIC ORIGIN	BLACK NOT OF HISPANIC ORIGIN	BLACK NOT OF HISPANIC ORIGIN	WHITE NOT OF HISPANIC ORIGIN	WHITE NOT OF HISPANIC ORIGIN	WHITE NOT OF HISPANIC ORIGIN	HISPANIC PUPIL COUNT	HISPANIC DROPOUTS	HISPANIC DROPOUT RATE	TOTALS PUPIL COUNT	TOTALS DROPOUTS	TOTALS DROPOUT RATE	
9TH GRADE TOTAL	0	0	0	0	0	0	0	0	0	18	0	0	1	0	0	19	0	0	
10TH GRADE MALE	0	0	0	1	0	0	0	0	0	20	1	5	0	0	0	21	1	4.8	
10TH GRADE FEMALE	0	0	0	0	0	0	0	0	0	17	0	0	0	0	0	17	0	0	
10TH GRADE TOTAL	0	0	0	1	0	0	0	0	0	37	1	2.7	0	0	0	38	1	2.6	
11TH GRADE MALE	0	0	0	0	0	0	0	0	0	5	1	20	1	0	0	6	1	16.7	
11TH GRADE FEMALE	1	0	0	0	0	0	0	0	0	16	1	6.3	2	0	0	19	1	5.3	
11TH GRADE TOTAL	1	0	0	0	0	0	0	0	0	21	2	9.5	3	0	0	25	2	8	
12TH GRADE MALE	0	0	0	0	0	0	0	0	0	14	1	7.1	0	0	0	14	1	7.1	
12TH GRADE FEMALE	0	0	0	0	0	0	0	0	0	12	0	0	0	0	0	12	0	0	
12TH GRADE TOTAL	0	0	0	0	0	0	0	0	0	26	1	3.8	0	0	0	26	1	3.8	
DISTRICT TOTAL MALE	0	0	0	1	0	0	0	0	0	75	3	4	2	0	0	78	3	3.8	
DISTRICT TOTAL FEMALE	1	0	0	0	0	0	1	0	0	85	1	1.2	3	0	0	90	1	1.1	
DISTRICT TOTAL	1	0	0	1	0	0	1	0	0	160	4	2.5	5	0	0	168	4	2.4	
DISTRICT TOTALS (ALTERNATIVE SCHOOLS ONLY)																			
DISTRICT TOTAL MALE	0	0	0	0	0	0	0	0	0	0	0	0	0	0	0	0	0	0	
DISTRICT TOTAL FEMALE	0	0	0	0	0	0	0	0	0	0	0	0	0	0	0	0	0	0	
DISTRICT TOTAL	0	0	0	0	0	0	0	0	0	0	0	0	0	0	0	0	0	0	
COUNTY :	58		SEDGWICK																
DISTRICT:	2862		JULESBURG RE-1																
DISTRICT TOTALS (INCLUDING ALTERNATIVE SCHOOLS)																			
7TH GRADE MALE	0	0	0	0	0	0	0	0	0	13	0	0	8	0	0	21	0	0	
7TH GRADE FEMALE	0	0	0	0	0	0	0	0	0	11	0	0	4	0	0	15	0	0	
7TH GRADE TOTAL	0	0	0	0	0	0	0	0	0	24	0	0	12	0	0	36	0	0	
8TH GRADE MALE	0	0	0	0	0	0	0	0	0	9	0	0	1	0	0	10	0	0	
8TH GRADE FEMALE	0	0	0	0	0	0	0	0	0	16	0	0	2	0	0	18	0	0	
8TH GRADE TOTAL	0	0	0	0	0	0	0	0	0	25	0	0	3	0	0	28	0	0	
9TH GRADE MALE	0	0	0	0	0	0	0	0	0	11	0	0	7	0	0	18	0	0	
9TH GRADE FEMALE	0	0	0	0	0	0	0	0	0	7	0	0	2	0	0	9	0	0	
9TH GRADE TOTAL	0	0	0	0	0	0	0	0	0	18	0	0	9	0	0	27	0	0	
10TH GRADE MALE	0	0	0	0	0	0	0	0	0	13	0	0	5	0	0	18	0	0	
10TH GRADE FEMALE	0	0	0	0	0	0	0	0	0	13	0	0	1	0	0	14	0	0	
10TH GRADE TOTAL	0	0	0	0	0	0	0	0	0	26	0	0	6	0	0	32	0	0	
11TH GRADE MALE	0	0	0	0	0	0	0	0	0	9	0	0	1	1	100	10	1	10	
11TH GRADE FEMALE	0	0	0	0	0	0	0	0	0	11	0	0	2	0	0	13	0	0	
11TH GRADE TOTAL	0	0	0	0	0	0	0	0	0	20	0	0	3	1	33.3	23	1	4.3	
12TH GRADE MALE	0	0	0	0	0	0	0	0	0	7	1	14.3	4	0	0	11	1	9.1	
12TH GRADE FEMALE	0	0	0	0	0	0	0	0	0	12	0	0	1	0	0	13	0	0	
12TH GRADE TOTAL	0	0	0	0	0	0	0	0	0	19	1	5.3	5	0	0	24	1	4.2	
DISTRICT TOTAL MALE	0	0	0	0	0	0	0	0	0	62	1	1.6	26	1	3.8	88	2	2.3	
DISTRICT TOTAL FEMALE	0	0	0	0	0	0	0	0	0	70	0	0	12	0	0	82	0	0	
DISTRICT TOTAL	0	0	0	0	0	0	0	0	0	132	1	0.8	38	1	2.6	170	2	1.2	
DISTRICT TOTALS (EXCLUDING ALTERNATIVE SCHOOLS)																			
7TH GRADE MALE	0	0	0	0	0	0	0	0	0	13	0	0	8	0	0	21	0	0	
7TH GRADE FEMALE	0	0	0	0	0	0	0	0	0	11	0	0	4	0	0	15	0	0	
7TH GRADE TOTAL	0	0	0	0	0	0	0	0	0	24	0	0	12	0	0	36	0	0	
8TH GRADE MALE	0	0	0	0	0	0	0	0	0	9	0	0	1	0	0	10	0	0	
8TH GRADE FEMALE	0	0	0	0	0	0	0	0	0	16	0	0	2	0	0	18	0	0	
8TH GRADE TOTAL	0	0	0	0	0	0	0	0	0	25	0	0	3	0	0	28	0	0	
9TH GRADE MALE	0	0	0	0	0	0	0	0	0	11	0	0	7	0	0	18	0	0	




2/5/2006 COLORADO DEPARTMENT OF EDUCATION PAGE : 1
 2003-2004 STATE DROPOUT COUNTS BY DISTRICT

	AMERICAN INDIAN OR ALASKAN NATIVE	AMERICAN INDIAN OR ALASKAN NATIVE	AMERICAN INDIAN OR ALASKAN NATIVE	ASIAN PACIFIC ISLANDER	ASIAN PACIFIC ISLANDER	ASIAN PACIFIC ISLANDER	BLACK NOT OF HISPANIC ORIGIN	BLACK NOT OF HISPANIC ORIGIN	BLACK NOT OF HISPANIC ORIGIN	WHITE NOT OF HISPANIC ORIGIN	WHITE NOT OF HISPANIC ORIGIN	WHITE NOT OF HISPANIC ORIGIN	HISPANIC PUPIL COUNT	HISPANIC DROPOUTS	HISPANIC DROPOUT RATE	TOTALS PUPIL COUNT	TOTALS DROPOUTS	TOTALS DROPOUT RATE
9TH GRADE FEMALE	0	0	0	0	0	0	0	0	0	7	0	0	2	0	0	9	0	0
9TH GRADE TOTAL	0	0	0	0	0	0	0	0	0	18	0	0	9	0	0	27	0	0
10TH GRADE MALE	0	0	0	0	0	0	0	0	0	13	0	0	5	0	0	18	0	0
10TH GRADE FEMALE	0	0	0	0	0	0	0	0	0	13	0	0	1	0	0	14	0	0
10TH GRADE TOTAL	0	0	0	0	0	0	0	0	0	26	0	0	6	0	0	32	0	0
11TH GRADE MALE	0	0	0	0	0	0	0	0	0	9	0	0	1	1	100	10	1	10
11TH GRADE FEMALE	0	0	0	0	0	0	0	0	0	11	0	0	2	0	0	13	0	0
11TH GRADE TOTAL	0	0	0	0	0	0	0	0	0	20	0	0	3	1	33.3	23	1	4.3
12TH GRADE MALE	0	0	0	0	0	0	0	0	0	7	1	14.3	4	0	0	11	1	9.1
12TH GRADE FEMALE	0	0	0	0	0	0	0	0	0	12	0	0	1	0	0	13	0	0
12TH GRADE TOTAL	0	0	0	0	0	0	0	0	0	19	1	5.3	5	0	0	24	1	4.2
DISTRICT TOTAL MALE	0	0	0	0	0	0	0	0	0	62	1	1.6	26	1	3.8	88	2	2.3
DISTRICT TOTAL FEMALE	0	0	0	0	0	0	0	0	0	70	0	0	12	0	0	82	0	0
DISTRICT TOTAL	0	0	0	0	0	0	0	0	0	132	1	0.8	38	1	2.6	170	2	1.2
DISTRICT TOTALS (ALTERNATIVE SCHOOLS ONLY)																		
DISTRICT TOTAL MALE	0	0	0	0	0	0	0	0	0	0	0	0	0	0	0	0	0	0
DISTRICT TOTAL FEMALE	0	0	0	0	0	0	0	0	0	0	0	0	0	0	0	0	0	0
DISTRICT TOTAL	0	0	0	0	0	0	0	0	0	0	0	0	0	0	0	0	0	0
DISTRICT:	2865	PLATTE VALLEY RE-3																
DISTRICT TOTALS (INCLUDING ALTERNATIVE SCHOOLS)																		
7TH GRADE MALE	0	0	0	0	0	0	0	0	0	8	0	0	3	0	0	11	0	0
7TH GRADE FEMALE	0	0	0	0	0	0	0	0	0	3	0	0	0	0	0	3	0	0
7TH GRADE TOTAL	0	0	0	0	0	0	0	0	0	11	0	0	3	0	0	14	0	0
8TH GRADE MALE	0	0	0	0	0	0	0	0	0	6	0	0	4	0	0	10	0	0
8TH GRADE FEMALE	0	0	0	0	0	0	0	0	0	3	0	0	1	0	0	4	0	0
8TH GRADE TOTAL	0	0	0	0	0	0	0	0	0	9	0	0	5	0	0	14	0	0
9TH GRADE MALE	0	0	0	0	0	0	0	0	0	5	0	0	1	0	0	6	0	0
9TH GRADE FEMALE	0	0	0	0	0	0	0	0	0	1	1	100	0	0	0	1	1	100
9TH GRADE TOTAL	0	0	0	0	0	0	0	0	0	6	1	16.7	1	0	0	7	1	14.3
10TH GRADE MALE	0	0	0	0	0	0	0	0	0	6	0	0	2	0	0	8	0	0
10TH GRADE FEMALE	0	0	0	0	0	0	0	0	0	6	0	0	1	0	0	7	0	0
10TH GRADE TOTAL	0	0	0	0	0	0	0	0	0	12	0	0	3	0	0	15	0	0
11TH GRADE MALE	0	0	0	1	0	0	0	0	0	7	1	14.3	1	0	0	9	1	11.1
11TH GRADE FEMALE	0	0	0	0	0	0	0	0	0	4	0	0	1	0	0	5	0	0
11TH GRADE TOTAL	0	0	0	1	0	0	0	0	0	11	1	9.1	2	0	0	14	1	7.1
12TH GRADE MALE	0	0	0	0	0	0	0	0	0	5	0	0	0	0	0	5	0	0
12TH GRADE FEMALE	0	0	0	0	0	0	0	0	0	0	0	0	2	1	50	2	1	50
12TH GRADE TOTAL	0	0	0	0	0	0	0	0	0	5	0	0	2	1	50	7	1	14.3
DISTRICT TOTAL MALE	0	0	0	1	0	0	0	0	0	37	1	2.7	11	0	0	49	1	2
DISTRICT TOTAL FEMALE	0	0	0	0	0	0	0	0	0	17	1	5.9	5	1	20	22	2	9.1
DISTRICT TOTAL	0	0	0	1	0	0	0	0	0	54	2	3.7	16	1	6.3	71	3	4.2
DISTRICT TOTALS (EXCLUDING ALTERNATIVE SCHOOLS)																		
7TH GRADE MALE	0	0	0	0	0	0	0	0	0	8	0	0	3	0	0	11	0	0
7TH GRADE FEMALE	0	0	0	0	0	0	0	0	0	3	0	0	0	0	0	3	0	0
7TH GRADE TOTAL	0	0	0	0	0	0	0	0	0	11	0	0	3	0	0	14	0	0
8TH GRADE MALE	0	0	0	0	0	0	0	0	0	6	0	0	4	0	0	10	0	0
8TH GRADE FEMALE	0	0	0	0	0	0	0	0	0	3	0	0	1	0	0	4	0	0
8TH GRADE TOTAL	0	0	0	0	0	0	0	0	0	9	0	0	5	0	0	14	0	0
9TH GRADE MALE	0	0	0	0	0	0	0	0	0	5	0	0	1	0	0	6	0	0




2/5/2006 COLORADO DEPARTMENT OF EDUCATION PAGE : 1
 2003-2004 STATE DROPOUT COUNTS BY DISTRICT

	AMERICAN INDIAN OR ALASKAN NATIVE	AMERICAN INDIAN OR ALASKAN NATIVE	AMERICAN INDIAN OR ALASKAN NATIVE	ASIAN PACIFIC ISLANDER	ASIAN PACIFIC ISLANDER	ASIAN PACIFIC ISLANDER	BLACK NOT OF HISPANIC ORIGIN	BLACK NOT OF HISPANIC ORIGIN	BLACK NOT OF HISPANIC ORIGIN	WHITE NOT OF HISPANIC ORIGIN	WHITE NOT OF HISPANIC ORIGIN	WHITE NOT OF HISPANIC ORIGIN	HISPANIC PUPIL COUNT	HISPANIC DROPOUTS	HISPANIC DROPOUT RATE	TOTALS PUPIL COUNT	TOTALS DROPOUTS	TOTALS DROPOUT RATE
9TH GRADE FEMALE	0	0	0	0	0	0	0	0	0	1	1	100	0	0	0	1	1	100
9TH GRADE TOTAL	0	0	0	0	0	0	0	0	0	6	1	16.7	1	0	0	7	1	14.3
10TH GRADE MALE	0	0	0	0	0	0	0	0	0	6	0	0	2	0	0	8	0	0
10TH GRADE FEMALE	0	0	0	0	0	0	0	0	0	6	0	0	1	0	0	7	0	0
10TH GRADE TOTAL	0	0	0	0	0	0	0	0	0	12	0	0	3	0	0	15	0	0
11TH GRADE MALE	0	0	0	1	0	0	0	0	0	7	1	14.3	1	0	0	9	1	11.1
11TH GRADE FEMALE	0	0	0	0	0	0	0	0	0	4	0	0	1	0	0	5	0	0
11TH GRADE TOTAL	0	0	0	1	0	0	0	0	0	11	1	9.1	2	0	0	14	1	7.1
12TH GRADE MALE	0	0	0	0	0	0	0	0	0	5	0	0	0	0	0	5	0	0
12TH GRADE FEMALE	0	0	0	0	0	0	0	0	0	0	0	0	2	1	50	2	1	50
12TH GRADE TOTAL	0	0	0	0	0	0	0	0	0	5	0	0	2	1	50	7	1	14.3
DISTRICT TOTAL MALE	0	0	0	1	0	0	0	0	0	37	1	2.7	11	0	0	49	1	2
DISTRICT TOTAL FEMALE	0	0	0	0	0	0	0	0	0	17	1	5.9	5	1	20	22	2	9.1
DISTRICT TOTAL	0	0	0	1	0	0	0	0	0	54	2	3.7	16	1	6.3	71	3	4.2
DISTRICT TOTALS (ALTERNATIVE SCHOOLS ONLY)																		
DISTRICT TOTAL MALE	0	0	0	0	0	0	0	0	0	0	0	0	0	0	0	0	0	0
DISTRICT TOTAL FEMALE	0	0	0	0	0	0	0	0	0	0	0	0	0	0	0	0	0	0
DISTRICT TOTAL	0	0	0	0	0	0	0	0	0	0	0	0	0	0	0	0	0	0
COUNTY :	59	SUMMIT																
DISTRICT:	3000	SUMMIT RE-1																
DISTRICT TOTALS (INCLUDING ALTERNATIVE SCHOOLS)																		
7TH GRADE MALE	0	0	0	2	0	0	1	0	0	104	0	0	20	0	0	127	0	0
7TH GRADE FEMALE	1	0	0	0	0	0	0	0	0	99	0	0	23	0	0	123	0	0
7TH GRADE TOTAL	1	0	0	2	0	0	1	0	0	203	0	0	43	0	0	250	0	0
8TH GRADE MALE	0	0	0	1	0	0	1	0	0	118	0	0	21	0	0	141	0	0
8TH GRADE FEMALE	1	0	0	3	0	0	1	0	0	101	0	0	18	0	0	124	0	0
8TH GRADE TOTAL	1	0	0	4	0	0	2	0	0	219	0	0	39	0	0	265	0	0
9TH GRADE MALE	0	0	0	1	0	0	1	0	0	114	2	1.8	25	0	0	141	2	1.4
9TH GRADE FEMALE	1	0	0	2	0	0	0	0	0	99	0	0	29	2	6.9	131	2	1.5
9TH GRADE TOTAL	1	0	0	3	0	0	1	0	0	213	2	0.9	54	2	3.7	272	4	1.5
10TH GRADE MALE	0	0	0	3	0	0	0	0	0	99	2	2	27	2	7.4	129	4	3.1
10TH GRADE FEMALE	0	0	0	3	0	0	0	0	0	95	1	1.1	15	3	20	113	4	3.5
10TH GRADE TOTAL	0	0	0	6	0	0	0	0	0	194	3	1.5	42	5	11.9	242	8	3.3
11TH GRADE MALE	0	0	0	4	0	0	1	0	0	94	2	2.1	13	2	15.4	112	4	3.6
11TH GRADE FEMALE	0	0	0	2	0	0	0	0	0	95	1	1.1	14	2	14.3	111	3	2.7
11TH GRADE TOTAL	0	0	0	6	0	0	1	0	0	189	3	1.6	27	4	14.8	223	7	3.1
12TH GRADE MALE	0	0	0	3	0	0	0	0	0	87	6	6.9	8	2	25	98	8	8.2
12TH GRADE FEMALE	0	0	0	1	0	0	1	0	0	72	0	0	7	2	28.6	81	2	2.5
12TH GRADE TOTAL	0	0	0	4	0	0	1	0	0	159	6	3.8	15	4	26.7	179	10	5.6
DISTRICT TOTAL MALE	0	0	0	14	0	0	4	0	0	616	12	1.9	114	6	5.3	748	18	2.4
DISTRICT TOTAL FEMALE	3	0	0	11	0	0	2	0	0	561	2	0.4	106	9	8.5	683	11	1.6
DISTRICT TOTAL	3	0	0	25	0	0	6	0	0	1,177	14	1.2	220	15	6.8	1,431	29	2
DISTRICT TOTALS (EXCLUDING ALTERNATIVE SCHOOLS)																		
7TH GRADE MALE	0	0	0	2	0	0	1	0	0	104	0	0	20	0	0	127	0	0
7TH GRADE FEMALE	1	0	0	0	0	0	0	0	0	99	0	0	23	0	0	123	0	0
7TH GRADE TOTAL	1	0	0	2	0	0	1	0	0	203	0	0	43	0	0	250	0	0
8TH GRADE MALE	0	0	0	1	0	0	1	0	0	118	0	0	21	0	0	141	0	0
8TH GRADE FEMALE	1	0	0	3	0	0	1	0	0	101	0	0	18	0	0	124	0	0
8TH GRADE TOTAL	1	0	0	4	0	0	2	0	0	219	0	0	39	0	0	265	0	0




2/5/2006 COLORADO DEPARTMENT OF EDUCATION PAGE : 1
 2003-2004 STATE DROPOUT COUNTS BY DISTRICT

	AMERICAN INDIAN OR ALASKAN NATIVE	AMERICAN INDIAN OR ALASKAN NATIVE	AMERICAN INDIAN OR ALASKAN NATIVE	ASIAN PACIFIC ISLANDER	ASIAN PACIFIC ISLANDER	ASIAN PACIFIC ISLANDER	BLACK NOT OF HISPANIC ORIGIN	BLACK NOT OF HISPANIC ORIGIN	BLACK NOT OF HISPANIC ORIGIN	WHITE NOT OF HISPANIC ORIGIN	WHITE NOT OF HISPANIC ORIGIN	WHITE NOT OF HISPANIC ORIGIN	HISPANIC PUPIL COUNT	HISPANIC DROPOUTS	HISPANIC DROPOUT RATE	TOTALS PUPIL COUNT	TOTALS DROPOUTS	TOTALS DROPOUT RATE
9TH GRADE MALE	0	0	0	1	0	0	1	0	0	114	2	1.8	25	0	0	141	2	1.4
9TH GRADE FEMALE	1	0	0	2	0	0	0	0	0	99	0	0	29	2	6.9	131	2	1.5
9TH GRADE TOTAL	1	0	0	3	0	0	1	0	0	213	2	0.9	54	2	3.7	272	4	1.5
10TH GRADE MALE	0	0	0	3	0	0	0	0	0	99	2	2	27	2	7.4	129	4	3.1
10TH GRADE FEMALE	0	0	0	3	0	0	0	0	0	95	1	1.1	15	3	20	113	4	3.5
10TH GRADE TOTAL	0	0	0	6	0	0	0	0	0	194	3	1.5	42	5	11.9	242	8	3.3
11TH GRADE MALE	0	0	0	4	0	0	1	0	0	94	2	2.1	13	2	15.4	112	4	3.6
11TH GRADE FEMALE	0	0	0	2	0	0	0	0	0	95	1	1.1	14	2	14.3	111	3	2.7
11TH GRADE TOTAL	0	0	0	6	0	0	1	0	0	189	3	1.6	27	4	14.8	223	7	3.1
12TH GRADE MALE	0	0	0	3	0	0	0	0	0	87	6	6.9	8	2	25	98	8	8.2
12TH GRADE FEMALE	0	0	0	1	0	0	1	0	0	72	0	0	7	2	28.6	81	2	2.5
12TH GRADE TOTAL	0	0	0	4	0	0	1	0	0	159	6	3.8	15	4	26.7	179	10	5.6
DISTRICT TOTAL MALE	0	0	0	14	0	0	4	0	0	616	12	1.9	114	6	5.3	748	18	2.4
DISTRICT TOTAL FEMALE	3	0	0	11	0	0	2	0	0	561	2	0.4	106	9	8.5	683	11	1.6
DISTRICT TOTAL	3	0	0	25	0	0	6	0	0	1,177	14	1.2	220	15	6.8	1,431	29	2
DISTRICT TOTALS (ALTERNATIVE SCHOOLS ONLY)																		
DISTRICT TOTAL MALE	0	0	0	0	0	0	0	0	0	0	0	0	0	0	0	0	0	0
DISTRICT TOTAL FEMALE	0	0	0	0	0	0	0	0	0	0	0	0	0	0	0	0	0	0
DISTRICT TOTAL	0	0	0	0	0	0	0	0	0	0	0	0	0	0	0	0	0	0
COUNTY :	60	TELLER																
DISTRICT:	3010	CRIPPLE CREEK-VICTOR RE-1																
DISTRICT TOTALS (INCLUDING ALTERNATIVE SCHOOLS)																		
7TH GRADE MALE	1	0	0	0	0	0	0	0	0	14	0	0	1	0	0	16	0	0
7TH GRADE FEMALE	1	0	0	0	0	0	1	0	0	27	0	0	3	0	0	32	0	0
7TH GRADE TOTAL	2	0	0	0	0	0	1	0	0	41	0	0	4	0	0	48	0	0
8TH GRADE MALE	1	0	0	0	0	0	1	0	0	19	0	0	6	0	0	27	0	0
8TH GRADE FEMALE	2	0	0	0	0	0	0	0	0	24	0	0	0	0	0	26	0	0
8TH GRADE TOTAL	3	0	0	0	0	0	1	0	0	43	0	0	6	0	0	53	0	0
9TH GRADE MALE	2	0	0	1	0	0	1	0	0	44	2	4.5	3	0	0	51	2	3.9
9TH GRADE FEMALE	2	0	0	0	0	0	1	0	0	28	0	0	3	0	0	34	0	0
9TH GRADE TOTAL	4	0	0	1	0	0	2	0	0	72	2	2.8	6	0	0	85	2	2.4
10TH GRADE MALE	1	0	0	0	0	0	1	0	0	26	0	0	1	0	0	29	0	0
10TH GRADE FEMALE	3	0	0	0	0	0	1	0	0	28	2	7.1	5	0	0	37	2	5.4
10TH GRADE TOTAL	4	0	0	0	0	0	2	0	0	54	2	3.7	6	0	0	66	2	3
11TH GRADE MALE	0	0	0	1	0	0	0	0	0	21	0	0	3	1	33.3	25	1	4
11TH GRADE FEMALE	0	0	0	0	0	0	0	0	0	19	0	0	3	0	0	22	0	0
11TH GRADE TOTAL	0	0	0	1	0	0	0	0	0	40	0	0	6	1	16.7	47	1	2.1
12TH GRADE MALE	1	0	0	1	0	0	1	0	0	17	1	5.9	1	0	0	21	1	4.8
12TH GRADE FEMALE	1	1	100	1	0	0	1	0	0	26	1	3.8	0	0	0	29	2	6.9
12TH GRADE TOTAL	2	1	50	2	0	0	2	0	0	43	2	4.7	1	0	0	50	3	6
DISTRICT TOTAL MALE	6	0	0	3	0	0	4	0	0	141	3	2.1	15	1	6.7	169	4	2.4
DISTRICT TOTAL FEMALE	9	1	11.1	1	0	0	4	0	0	152	3	2	14	0	0	180	4	2.2
DISTRICT TOTAL	15	1	6.7	4	0	0	8	0	0	293	6	2	29	1	3.4	349	8	2.3
DISTRICT TOTALS (EXCLUDING ALTERNATIVE SCHOOLS)																		
7TH GRADE MALE	1	0	0	0	0	0	0	0	0	14	0	0	1	0	0	16	0	0
7TH GRADE FEMALE	1	0	0	0	0	0	1	0	0	27	0	0	3	0	0	32	0	0
7TH GRADE TOTAL	2	0	0	0	0	0	1	0	0	41	0	0	4	0	0	48	0	0
8TH GRADE MALE	1	0	0	0	0	0	1	0	0	19	0	0	6	0	0	27	0	0
8TH GRADE FEMALE	2	0	0	0	0	0	0	0	0	24	0	0	0	0	0	26	0	0
8TH GRADE TOTAL	3	0	0	0	0	0	1	0	0	43	0	0	6	0	0	53	0	0
9TH GRADE MALE	2	0	0	1	0	0	1	0	0	44	2	4.5	3	0	0	51	2	3.9
9TH GRADE FEMALE	2	0	0	0	0	0	1	0	0	28	0	0	3	0	0	34	0	0
9TH GRADE TOTAL	4	0	0	1	0	0	2	0	0	72	2	2.8	6	0	0	85	2	2.4
10TH GRADE MALE	1	0	0	0	0	0	1	0	0	26	0	0	1	0	0	29	0	0
10TH GRADE FEMALE	3	0	0	0	0	0	1	0	0	28	2	7.1	5	0	0	37	2	5.4
10TH GRADE TOTAL	4	0	0	0	0	0	2	0	0	54	2	3.7	6	0	0	66	2	3
11TH GRADE MALE	0	0	0	1	0	0	0	0	0	21	0	0	3	1	33.3	25	1	4
11TH GRADE FEMALE	0	0	0	0	0	0	0	0	0	19	0	0	3	0	0	22	0	0
11TH GRADE TOTAL	0	0	0	1	0	0	0	0	0	40	0	0	6	1	16.7	47	1	2.1
12TH GRADE MALE	1	0	0	1	0	0	1	0	0	17	1	5.9	1	0	0	21	1	4.8
12TH GRADE FEMALE	1	1	100	1	0	0	1	0	0	26	1	3.8	0	0	0	29	2	6.9
12TH GRADE TOTAL	2	1	50	2	0	0	2	0	0	43	2	4.7	1	0	0	50	3	6
DISTRICT TOTAL MALE	6	0	0	3	0	0	4	0	0	141	3	2.1	15	1	6.7	169	4	2.4
DISTRICT TOTAL FEMALE	9	1	11.1	1	0	0	4	0	0	152	3	2	14	0	0	180	4	2.2
DISTRICT TOTAL	15	1	6.7	4	0	0	8	0	0	293	6	2	29	1	3.4	349	8	2.3




2/5/2006 COLORADO DEPARTMENT OF EDUCATION PAGE : 1
 2003-2004 STATE DROPOUT COUNTS BY DISTRICT

	AMERICAN INDIAN OR ALASKAN NATIVE	AMERICAN INDIAN OR ALASKAN NATIVE	AMERICAN INDIAN OR ALASKAN NATIVE	ASIAN PACIFIC ISLANDER	ASIAN PACIFIC ISLANDER	ASIAN PACIFIC ISLANDER	BLACK NOT OF HISPANIC ORIGIN	BLACK NOT OF HISPANIC ORIGIN	BLACK NOT OF HISPANIC ORIGIN	WHITE NOT OF HISPANIC ORIGIN	WHITE NOT OF HISPANIC ORIGIN	WHITE NOT OF HISPANIC ORIGIN	HISPANIC PUPIL COUNT	HISPANIC DROPOUTS	HISPANIC DROPOUT RATE	TOTALS PUPIL COUNT	TOTALS DROPOUTS	TOTALS DROPOUT RATE
8TH GRADE TOTAL	3	0	0	0	0	0	1	0	0	43	0	0	6	0	0	53	0	0
9TH GRADE MALE	2	0	0	1	0	0	1	0	0	44	2	4.5	3	0	0	51	2	3.9
9TH GRADE FEMALE	2	0	0	0	0	0	1	0	0	28	0	0	3	0	0	34	0	0
9TH GRADE TOTAL	4	0	0	1	0	0	2	0	0	72	2	2.8	6	0	0	85	2	2.4
10TH GRADE MALE	1	0	0	0	0	0	1	0	0	26	0	0	1	0	0	29	0	0
10TH GRADE FEMALE	3	0	0	0	0	0	1	0	0	28	2	7.1	5	0	0	37	2	5.4
10TH GRADE TOTAL	4	0	0	0	0	0	2	0	0	54	2	3.7	6	0	0	66	2	3
11TH GRADE MALE	0	0	0	1	0	0	0	0	0	21	0	0	3	1	33.3	25	1	4
11TH GRADE FEMALE	0	0	0	0	0	0	0	0	0	19	0	0	3	0	0	22	0	0
11TH GRADE TOTAL	0	0	0	1	0	0	0	0	0	40	0	0	6	1	16.7	47	1	2.1
12TH GRADE MALE	1	0	0	1	0	0	1	0	0	17	1	5.9	1	0	0	21	1	4.8
12TH GRADE FEMALE	1	1	100	1	0	0	1	0	0	26	1	3.8	0	0	0	29	2	6.9
12TH GRADE TOTAL	2	1	50	2	0	0	2	0	0	43	2	4.7	1	0	0	50	3	6
DISTRICT TOTAL MALE	6	0	0	3	0	0	4	0	0	141	3	2.1	15	1	6.7	169	4	2.4
DISTRICT TOTAL FEMALE	9	1	11.1	1	0	0	4	0	0	152	3	2	14	0	0	180	4	2.2
DISTRICT TOTAL	15	1	6.7	4	0	0	8	0	0	293	6	2	29	1	3.4	349	8	2.3
DISTRICT TOTALS (ALTERNATIVE SCHOOLS ONLY)																		
DISTRICT TOTAL MALE	0	0	0	0	0	0	0	0	0	0	0	0	0	0	0	0	0	0
DISTRICT TOTAL FEMALE	0	0	0	0	0	0	0	0	0	0	0	0	0	0	0	0	0	0
DISTRICT TOTAL	0	0	0	0	0	0	0	0	0	0	0	0	0	0	0	0	0	0
DISTRICT:	3020	WOODLAND PARK RE-2																
DISTRICT TOTALS (INCLUDING ALTERNATIVE SCHOOLS)																		
7TH GRADE MALE	2	0	0	2	0	0	0	0	0	154	0	0	12	0	0	170	0	0
7TH GRADE FEMALE	1	0	0	0	0	0	3	0	0	155	1	0.6	9	0	0	168	1	0.6
7TH GRADE TOTAL	3	0	0	2	0	0	3	0	0	309	1	0.3	21	0	0	338	1	0.3
8TH GRADE MALE	2	0	0	0	0	0	5	0	0	146	1	0.7	7	0	0	160	1	0.6
8TH GRADE FEMALE	1	0	0	1	0	0	0	0	0	152	0	0	8	0	0	162	0	0
8TH GRADE TOTAL	3	0	0	1	0	0	5	0	0	298	1	0.3	15	0	0	322	1	0.3
9TH GRADE MALE	2	0	0	3	0	0	1	0	0	158	0	0	12	0	0	176	0	0
9TH GRADE FEMALE	5	0	0	4	0	0	1	0	0	143	0	0	9	0	0	162	0	0
9TH GRADE TOTAL	7	0	0	7	0	0	2	0	0	301	0	0	21	0	0	338	0	0
10TH GRADE MALE	1	0	0	1	0	0	1	0	0	123	2	1.6	7	0	0	133	2	1.5
10TH GRADE FEMALE	1	0	0	1	0	0	2	0	0	133	1	0.8	7	0	0	144	1	0.7
10TH GRADE TOTAL	2	0	0	2	0	0	3	0	0	256	3	1.2	14	0	0	277	3	1.1
11TH GRADE MALE	1	0	0	2	0	0	1	0	0	167	7	4.2	10	0	0	181	7	3.9
11TH GRADE FEMALE	0	0	0	1	0	0	2	0	0	124	3	2.4	5	0	0	132	3	2.3
11TH GRADE TOTAL	1	0	0	3	0	0	3	0	0	291	10	3.4	15	0	0	313	10	3.2
12TH GRADE MALE	2	0	0	2	0	0	0	0	0	117	6	5.1	2	0	0	123	6	4.9
12TH GRADE FEMALE	2	0	0	2	0	0	0	0	0	124	2	1.6	2	1	50	130	3	2.3
12TH GRADE TOTAL	4	0	0	4	0	0	0	0	0	241	8	3.3	4	1	25	253	9	3.6
DISTRICT TOTAL MALE	10	0	0	10	0	0	8	0	0	865	16	1.8	50	0	0	943	16	1.7
DISTRICT TOTAL FEMALE	10	0	0	9	0	0	8	0	0	831	7	0.8	40	1	2.5	898	8	0.9
DISTRICT TOTAL	20	0	0	19	0	0	16	0	0	1,696	23	1.4	90	1	1.1	1,841	24	1.3
DISTRICT TOTALS (EXCLUDING ALTERNATIVE SCHOOLS)																		
7TH GRADE MALE	2	0	0	2	0	0	0	0	0	154	0	0	12	0	0	170	0	0
7TH GRADE FEMALE	1	0	0	0	0	0	3	0	0	155	1	0.6	9	0	0	168	1	0.6
7TH GRADE TOTAL	3	0	0	2	0	0	3	0	0	309	1	0.3	21	0	0	338	1	0.3
8TH GRADE MALE	2	0	0	0	0	0	5	0	0	146	1	0.7	7	0	0	160	1	0.6
8TH GRADE FEMALE	1	0	0	1	0	0	0	0	0	152	0	0	8	0	0	162	0	0




2/5/2006 COLORADO DEPARTMENT OF EDUCATION PAGE : 1
 2003-2004 STATE DROPOUT COUNTS BY DISTRICT

	AMERICAN INDIAN OR ALASKAN NATIVE	AMERICAN INDIAN OR ALASKAN NATIVE	AMERICAN INDIAN OR ALASKAN NATIVE	ASIAN PACIFIC ISLANDER	ASIAN PACIFIC ISLANDER	ASIAN PACIFIC ISLANDER	BLACK NOT OF HISPANIC ORIGIN	BLACK NOT OF HISPANIC ORIGIN	BLACK NOT OF HISPANIC ORIGIN	WHITE NOT OF HISPANIC ORIGIN	WHITE NOT OF HISPANIC ORIGIN	WHITE NOT OF HISPANIC ORIGIN	HISPANIC PUPIL COUNT	HISPANIC DROPOUTS	HISPANIC DROPOUT RATE	TOTALS PUPIL COUNT	TOTALS DROPOUTS	TOTALS DROPOUT RATE	
8TH GRADE TOTAL	3	0	0	1	0	0	5	0	0	298	1	0.3	15	0	0	322	1	0.3	
9TH GRADE MALE	2	0	0	3	0	0	1	0	0	158	0	0	12	0	0	176	0	0	
9TH GRADE FEMALE	5	0	0	4	0	0	1	0	0	143	0	0	9	0	0	162	0	0	
9TH GRADE TOTAL	7	0	0	7	0	0	2	0	0	301	0	0	21	0	0	338	0	0	
10TH GRADE MALE	1	0	0	1	0	0	1	0	0	123	2	1.6	7	0	0	133	2	1.5	
10TH GRADE FEMALE	1	0	0	1	0	0	2	0	0	133	1	0.8	7	0	0	144	1	0.7	
10TH GRADE TOTAL	2	0	0	2	0	0	3	0	0	256	3	1.2	14	0	0	277	3	1.1	
11TH GRADE MALE	1	0	0	2	0	0	1	0	0	167	7	4.2	10	0	0	181	7	3.9	
11TH GRADE FEMALE	0	0	0	1	0	0	2	0	0	124	3	2.4	5	0	0	132	3	2.3	
11TH GRADE TOTAL	1	0	0	3	0	0	3	0	0	291	10	3.4	15	0	0	313	10	3.2	
12TH GRADE MALE	2	0	0	2	0	0	0	0	0	117	6	5.1	2	0	0	123	6	4.9	
12TH GRADE FEMALE	2	0	0	2	0	0	0	0	0	124	2	1.6	2	1	50	130	3	2.3	
12TH GRADE TOTAL	4	0	0	4	0	0	0	0	0	241	8	3.3	4	1	25	253	9	3.6	
DISTRICT TOTAL MALE	10	0	0	10	0	0	8	0	0	865	16	1.8	50	0	0	943	16	1.7	
DISTRICT TOTAL FEMALE	10	0	0	9	0	0	8	0	0	831	7	0.8	40	1	2.5	898	8	0.9	
DISTRICT TOTAL	20	0	0	19	0	0	16	0	0	1,696	23	1.4	90	1	1.1	1,841	24	1.3	
DISTRICT TOTALS (ALTERNATIVE SCHOOLS ONLY)																			
DISTRICT TOTAL MALE	0	0	0	0	0	0	0	0	0	0	0	0	0	0	0	0	0	0	
DISTRICT TOTAL FEMALE	0	0	0	0	0	0	0	0	0	0	0	0	0	0	0	0	0	0	
DISTRICT TOTAL	0	0	0	0	0	0	0	0	0	0	0	0	0	0	0	0	0	0	
COUNTY :	61	WASHINGTON																	
DISTRICT:	3030	AKRON R-1																	
DISTRICT TOTALS (INCLUDING ALTERNATIVE SCHOOLS)																			
7TH GRADE MALE	0	0	0	0	0	0	0	0	0	15	0	0	7	0	0	22	0	0	
7TH GRADE FEMALE	0	0	0	0	0	0	0	0	0	17	0	0	2	0	0	19	0	0	
7TH GRADE TOTAL	0	0	0	0	0	0	0	0	0	32	0	0	9	0	0	41	0	0	
8TH GRADE MALE	0	0	0	0	0	0	0	0	0	19	0	0	3	0	0	22	0	0	
8TH GRADE FEMALE	0	0	0	0	0	0	0	0	0	13	0	0	2	0	0	15	0	0	
8TH GRADE TOTAL	0	0	0	0	0	0	0	0	0	32	0	0	5	0	0	37	0	0	
9TH GRADE MALE	0	0	0	1	0	0	0	0	0	16	0	0	4	1	25	21	1	4.8	
9TH GRADE FEMALE	0	0	0	1	0	0	0	0	0	14	0	0	2	0	0	17	0	0	
9TH GRADE TOTAL	0	0	0	2	0	0	0	0	0	30	0	0	6	1	16.7	38	1	2.6	
10TH GRADE MALE	0	0	0	0	0	0	0	0	0	24	2	8.3	0	0	0	24	2	8.3	
10TH GRADE FEMALE	0	0	0	0	0	0	0	0	0	15	0	0	3	0	0	18	0	0	
10TH GRADE TOTAL	0	0	0	0	0	0	0	0	0	39	2	5.1	3	0	0	42	2	4.8	
11TH GRADE MALE	0	0	0	0	0	0	0	0	0	22	1	4.5	1	0	0	23	1	4.3	
11TH GRADE FEMALE	0	0	0	0	0	0	0	0	0	17	0	0	2	1	50	19	1	5.3	
11TH GRADE TOTAL	0	0	0	0	0	0	0	0	0	39	1	2.6	3	1	33.3	42	2	4.8	
12TH GRADE MALE	0	0	0	0	0	0	0	0	0	10	0	0	3	0	0	13	0	0	
12TH GRADE FEMALE	0	0	0	0	0	0	0	0	0	22	0	0	2	1	50	24	1	4.2	
12TH GRADE TOTAL	0	0	0	0	0	0	0	0	0	32	0	0	5	1	20	37	1	2.7	
DISTRICT TOTAL MALE	0	0	0	1	0	0	0	0	0	106	3	2.8	18	1	5.6	125	4	3.2	
DISTRICT TOTAL FEMALE	0	0	0	1	0	0	0	0	0	98	0	0	13	2	15.4	112	2	1.8	
DISTRICT TOTAL	0	0	0	2	0	0	0	0	0	204	3	1.5	31	3	9.7	237	6	2.5	
DISTRICT TOTALS (EXCLUDING ALTERNATIVE SCHOOLS)																			
7TH GRADE MALE	0	0	0	0	0	0	0	0	0	15	0	0	7	0	0	22	0	0	
7TH GRADE FEMALE	0	0	0	0	0	0	0	0	0	17	0	0	2	0	0	19	0	0	
7TH GRADE TOTAL	0	0	0	0	0	0	0	0	0	32	0	0	9	0	0	41	0	0	
8TH GRADE MALE	0	0	0	0	0	0	0	0	0	19	0	0	3	0	0	22	0	0	




	AMERICAN INDIAN OR ALASKAN NATIVE	AMERICAN INDIAN OR ALASKAN NATIVE	AMERICAN INDIAN OR ALASKAN NATIVE	ASIAN PACIFIC ISLANDER	ASIAN PACIFIC ISLANDER	ASIAN PACIFIC ISLANDER	BLACK NOT OF HISPANIC ORIGIN	BLACK NOT OF HISPANIC ORIGIN	BLACK NOT OF HISPANIC ORIGIN	WHITE NOT OF HISPANIC ORIGIN	WHITE NOT OF HISPANIC ORIGIN	WHITE NOT OF HISPANIC ORIGIN	HISPANIC PUPIL COUNT	HISPANIC DROPOUTS	HISPANIC DROPOUT RATE	TOTALS PUPIL COUNT	TOTALS DROPOUTS	TOTALS DROPOUT RATE	
8TH GRADE FEMALE	0	0	0	0	0	0	0	0	0	13	0	0	2	0	0	15	0	0	
8TH GRADE TOTAL	0	0	0	0	0	0	0	0	0	32	0	0	5	0	0	37	0	0	
9TH GRADE MALE	0	0	0	1	0	0	0	0	0	16	0	0	4	1	25	21	1	4.8	
9TH GRADE FEMALE	0	0	0	1	0	0	0	0	0	14	0	0	2	0	0	17	0	0	
9TH GRADE TOTAL	0	0	0	2	0	0	0	0	0	30	0	0	6	1	16.7	38	1	2.6	
10TH GRADE MALE	0	0	0	0	0	0	0	0	0	24	2	8.3	0	0	0	24	2	8.3	
10TH GRADE FEMALE	0	0	0	0	0	0	0	0	0	15	0	0	3	0	0	18	0	0	
10TH GRADE TOTAL	0	0	0	0	0	0	0	0	0	39	2	5.1	3	0	0	42	2	4.8	
11TH GRADE MALE	0	0	0	0	0	0	0	0	0	22	1	4.5	1	0	0	23	1	4.3	
11TH GRADE FEMALE	0	0	0	0	0	0	0	0	0	17	0	0	2	1	50	19	1	5.3	
11TH GRADE TOTAL	0	0	0	0	0	0	0	0	0	39	1	2.6	3	1	33.3	42	2	4.8	
12TH GRADE MALE	0	0	0	0	0	0	0	0	0	10	0	0	3	0	0	13	0	0	
12TH GRADE FEMALE	0	0	0	0	0	0	0	0	0	22	0	0	2	1	50	24	1	4.2	
12TH GRADE TOTAL	0	0	0	0	0	0	0	0	0	32	0	0	5	1	20	37	1	2.7	
DISTRICT TOTAL MALE	0	0	0	1	0	0	0	0	0	106	3	2.8	18	1	5.6	125	4	3.2	
DISTRICT TOTAL FEMALE	0	0	0	1	0	0	0	0	0	98	0	0	13	2	15.4	112	2	1.8	
DISTRICT TOTAL	0	0	0	2	0	0	0	0	0	204	3	1.5	31	3	9.7	237	6	2.5	
DISTRICT TOTALS (ALTERNATIVE SCHOOLS ONLY)																			
DISTRICT TOTAL MALE	0	0	0	0	0	0	0	0	0	0	0	0	0	0	0	0	0	0	
DISTRICT TOTAL FEMALE	0	0	0	0	0	0	0	0	0	0	0	0	0	0	0	0	0	0	
DISTRICT TOTAL	0	0	0	0	0	0	0	0	0	0	0	0	0	0	0	0	0	0	
DISTRICT: 3040 ARICKAREE R-2																			
DISTRICT TOTALS (INCLUDING ALTERNATIVE SCHOOLS)																			
7TH GRADE MALE	0	0	0	0	0	0	0	0	0	7	0	0	0	0	0	7	0	0	
7TH GRADE FEMALE	0	0	0	0	0	0	0	0	0	2	0	0	0	0	0	3	0	0	
7TH GRADE TOTAL	0	0	0	0	0	0	0	0	0	9	0	0	0	0	0	10	0	0	
8TH GRADE MALE	0	0	0	0	0	0	0	0	0	6	0	0	0	0	0	6	0	0	
8TH GRADE FEMALE	0	0	0	0	0	0	0	0	0	1	0	0	0	0	0	1	0	0	
8TH GRADE TOTAL	0	0	0	0	0	0	0	0	0	7	0	0	0	0	0	7	0	0	
9TH GRADE MALE	0	0	0	0	0	0	0	0	0	6	1	16.7	0	0	0	6	1	16.7	
9TH GRADE FEMALE	0	0	0	0	0	0	0	0	0	6	0	0	1	0	0	7	0	0	
9TH GRADE TOTAL	0	0	0	0	0	0	0	0	0	12	1	8.3	1	0	0	13	1	7.7	
10TH GRADE MALE	0	0	0	0	0	0	1	0	0	2	0	0	0	0	0	3	0	0	
10TH GRADE FEMALE	0	0	0	0	0	0	0	0	0	4	0	0	0	0	0	4	0	0	
10TH GRADE TOTAL	0	0	0	0	0	0	1	0	0	6	0	0	0	0	0	7	0	0	
11TH GRADE MALE	0	0	0	0	0	0	0	0	0	3	0	0	0	0	0	3	0	0	
11TH GRADE FEMALE	0	0	0	0	0	0	0	0	0	4	0	0	0	0	0	4	0	0	
11TH GRADE TOTAL	0	0	0	0	0	0	0	0	0	7	0	0	0	0	0	7	0	0	
12TH GRADE MALE	0	0	0	0	0	0	0	0	0	2	0	0	0	0	0	2	0	0	
12TH GRADE FEMALE	0	0	0	0	0	0	0	0	0	6	0	0	0	0	0	6	0	0	
12TH GRADE TOTAL	0	0	0	0	0	0	0	0	0	8	0	0	0	0	0	8	0	0	
DISTRICT TOTAL MALE	0	0	0	0	0	0	1	0	0	26	1	3.8	0	0	0	27	1	3.7	
DISTRICT TOTAL FEMALE	0	0	0	0	0	0	1	0	0	23	0	0	1	0	0	25	0	0	
DISTRICT TOTAL	0	0	0	0	0	0	2	0	0	49	1	2	1	0	0	52	1	1.9	
DISTRICT TOTALS (EXCLUDING ALTERNATIVE SCHOOLS)																			
7TH GRADE MALE	0	0	0	0	0	0	0	0	0	7	0	0	0	0	0	7	0	0	
7TH GRADE FEMALE	0	0	0	0	0	0	1	0	0	2	0	0	0	0	0	3	0	0	
7TH GRADE TOTAL	0	0	0	0	0	0	1	0	0	9	0	0	0	0	0	10	0	0	
8TH GRADE MALE	0	0	0	0	0	0	0	0	0	6	0	0	0	0	0	6	0	0	




2/5/2006 COLORADO DEPARTMENT OF EDUCATION PAGE : 1
 2003-2004 STATE DROPOUT COUNTS BY DISTRICT

	AMERICAN INDIAN OR ALASKAN NATIVE	AMERICAN INDIAN OR ALASKAN NATIVE	AMERICAN INDIAN OR ALASKAN NATIVE	ASIAN PACIFIC ISLANDER	ASIAN PACIFIC ISLANDER	ASIAN PACIFIC ISLANDER	BLACK NOT OF HISPANIC ORIGIN	BLACK NOT OF HISPANIC ORIGIN	BLACK NOT OF HISPANIC ORIGIN	WHITE NOT OF HISPANIC ORIGIN	WHITE NOT OF HISPANIC ORIGIN	WHITE NOT OF HISPANIC ORIGIN	HISPANIC PUPIL COUNT	HISPANIC DROPOUTS	HISPANIC DROPOUT RATE	TOTALS PUPIL COUNT	TOTALS DROPOUTS	TOTALS DROPOUT RATE
8TH GRADE FEMALE	0	0	0	0	0	0	0	0	0	1	0	0	0	0	0	1	0	0
8TH GRADE TOTAL	0	0	0	0	0	0	0	0	0	7	0	0	0	0	0	7	0	0
9TH GRADE MALE	0	0	0	0	0	0	0	0	0	6	1	16.7	0	0	0	6	1	16.7
9TH GRADE FEMALE	0	0	0	0	0	0	0	0	0	6	0	0	1	0	0	7	0	0
9TH GRADE TOTAL	0	0	0	0	0	0	0	0	0	12	1	8.3	1	0	0	13	1	7.7
10TH GRADE MALE	0	0	0	0	0	0	1	0	0	2	0	0	0	0	0	3	0	0
10TH GRADE FEMALE	0	0	0	0	0	0	0	0	0	4	0	0	0	0	0	4	0	0
10TH GRADE TOTAL	0	0	0	0	0	0	1	0	0	6	0	0	0	0	0	7	0	0
11TH GRADE MALE	0	0	0	0	0	0	0	0	0	3	0	0	0	0	0	3	0	0
11TH GRADE FEMALE	0	0	0	0	0	0	0	0	0	4	0	0	0	0	0	4	0	0
11TH GRADE TOTAL	0	0	0	0	0	0	0	0	0	7	0	0	0	0	0	7	0	0
12TH GRADE MALE	0	0	0	0	0	0	0	0	0	2	0	0	0	0	0	2	0	0
12TH GRADE FEMALE	0	0	0	0	0	0	0	0	0	6	0	0	0	0	0	6	0	0
12TH GRADE TOTAL	0	0	0	0	0	0	0	0	0	8	0	0	0	0	0	8	0	0
DISTRICT TOTAL MALE	0	0	0	0	0	0	1	0	0	26	1	3.8	0	0	0	27	1	3.7
DISTRICT TOTAL FEMALE	0	0	0	0	0	0	1	0	0	23	0	0	1	0	0	25	0	0
DISTRICT TOTAL	0	0	0	0	0	0	2	0	0	49	1	2	1	0	0	52	1	1.9
DISTRICT TOTALS (ALTERNATIVE SCHOOLS ONLY)																		
DISTRICT TOTAL MALE	0	0	0	0	0	0	0	0	0	0	0	0	0	0	0	0	0	0
DISTRICT TOTAL FEMALE	0	0	0	0	0	0	0	0	0	0	0	0	0	0	0	0	0	0
DISTRICT TOTAL	0	0	0	0	0	0	0	0	0	0	0	0	0	0	0	0	0	0
DISTRICT:	3050	OTIS R-3																
DISTRICT TOTALS (INCLUDING ALTERNATIVE SCHOOLS)																		
7TH GRADE MALE	0	0	0	0	0	0	0	0	0	7	0	0	0	0	0	7	0	0
7TH GRADE FEMALE	0	0	0	0	0	0	0	0	0	3	0	0	0	0	0	3	0	0
7TH GRADE TOTAL	0	0	0	0	0	0	0	0	0	10	0	0	0	0	0	10	0	0
8TH GRADE MALE	0	0	0	0	0	0	0	0	0	4	0	0	0	0	0	4	0	0
8TH GRADE FEMALE	0	0	0	0	0	0	0	0	0	10	0	0	1	0	0	11	0	0
8TH GRADE TOTAL	0	0	0	0	0	0	0	0	0	14	0	0	1	0	0	15	0	0
9TH GRADE MALE	0	0	0	0	0	0	0	0	0	8	0	0	0	0	0	8	0	0
9TH GRADE FEMALE	0	0	0	0	0	0	0	0	0	8	0	0	1	0	0	9	0	0
9TH GRADE TOTAL	0	0	0	0	0	0	0	0	0	16	0	0	1	0	0	17	0	0
10TH GRADE MALE	1	0	0	0	0	0	0	0	0	4	0	0	0	0	0	5	0	0
10TH GRADE FEMALE	0	0	0	0	0	0	0	0	0	9	0	0	0	0	0	9	0	0
10TH GRADE TOTAL	1	0	0	0	0	0	0	0	0	13	0	0	0	0	0	14	0	0
11TH GRADE MALE	0	0	0	0	0	0	0	0	0	7	0	0	0	0	0	7	0	0
11TH GRADE FEMALE	0	0	0	0	0	0	0	0	0	5	0	0	0	0	0	5	0	0
11TH GRADE TOTAL	0	0	0	0	0	0	0	0	0	12	0	0	0	0	0	12	0	0
12TH GRADE MALE	0	0	0	0	0	0	0	0	0	8	0	0	0	0	0	8	0	0
12TH GRADE FEMALE	0	0	0	0	0	0	0	0	0	8	0	0	0	0	0	8	0	0
12TH GRADE TOTAL	0	0	0	0	0	0	0	0	0	16	0	0	0	0	0	16	0	0
DISTRICT TOTAL MALE	1	0	0	0	0	0	0	0	0	38	0	0	0	0	0	39	0	0
DISTRICT TOTAL FEMALE	0	0	0	0	0	0	0	0	0	43	0	0	2	0	0	45	0	0
DISTRICT TOTAL	1	0	0	0	0	0	0	0	0	81	0	0	2	0	0	84	0	0
DISTRICT TOTALS (EXCLUDING ALTERNATIVE SCHOOLS)																		
7TH GRADE MALE	0	0	0	0	0	0	0	0	0	7	0	0	0	0	0	7	0	0
7TH GRADE FEMALE	0	0	0	0	0	0	0	0	0	3	0	0	0	0	0	3	0	0
7TH GRADE TOTAL	0	0	0	0	0	0	0	0	0	10	0	0	0	0	0	10	0	0
8TH GRADE MALE	0	0	0	0	0	0	0	0	0	4	0	0	0	0	0	4	0	0




2/5/2006 COLORADO DEPARTMENT OF EDUCATION PAGE : 1
 2003-2004 STATE DROPOUT COUNTS BY DISTRICT

	AMERICAN INDIAN OR ALASKAN NATIVE	AMERICAN INDIAN OR ALASKAN NATIVE	AMERICAN INDIAN OR ALASKAN NATIVE	ASIAN PACIFIC ISLANDER	ASIAN PACIFIC ISLANDER	ASIAN PACIFIC ISLANDER	BLACK NOT OF HISPANIC ORIGIN	BLACK NOT OF HISPANIC ORIGIN	BLACK NOT OF HISPANIC ORIGIN	WHITE NOT OF HISPANIC ORIGIN	WHITE NOT OF HISPANIC ORIGIN	WHITE NOT OF HISPANIC ORIGIN	HISPANIC PUPIL COUNT	HISPANIC DROPOUTS	HISPANIC DROPOUT RATE	TOTALS PUPIL COUNT	TOTALS DROPOUTS	TOTALS DROPOUT RATE
8TH GRADE FEMALE	0	0	0	0	0	0	0	0	0	10	0	0	1	0	0	11	0	0
8TH GRADE TOTAL	0	0	0	0	0	0	0	0	0	14	0	0	1	0	0	15	0	0
9TH GRADE MALE	0	0	0	0	0	0	0	0	0	8	0	0	0	0	0	8	0	0
9TH GRADE FEMALE	0	0	0	0	0	0	0	0	0	8	0	0	1	0	0	9	0	0
9TH GRADE TOTAL	0	0	0	0	0	0	0	0	0	16	0	0	1	0	0	17	0	0
10TH GRADE MALE	1	0	0	0	0	0	0	0	0	4	0	0	0	0	0	5	0	0
10TH GRADE FEMALE	0	0	0	0	0	0	0	0	0	9	0	0	0	0	0	9	0	0
10TH GRADE TOTAL	1	0	0	0	0	0	0	0	0	13	0	0	0	0	0	14	0	0
11TH GRADE MALE	0	0	0	0	0	0	0	0	0	7	0	0	0	0	0	7	0	0
11TH GRADE FEMALE	0	0	0	0	0	0	0	0	0	5	0	0	0	0	0	5	0	0
11TH GRADE TOTAL	0	0	0	0	0	0	0	0	0	12	0	0	0	0	0	12	0	0
12TH GRADE MALE	0	0	0	0	0	0	0	0	0	8	0	0	0	0	0	8	0	0
12TH GRADE FEMALE	0	0	0	0	0	0	0	0	0	8	0	0	0	0	0	8	0	0
12TH GRADE TOTAL	0	0	0	0	0	0	0	0	0	16	0	0	0	0	0	16	0	0
DISTRICT TOTAL MALE	1	0	0	0	0	0	0	0	0	38	0	0	0	0	0	39	0	0
DISTRICT TOTAL FEMALE	0	0	0	0	0	0	0	0	0	43	0	0	2	0	0	45	0	0
DISTRICT TOTAL	1	0	0	0	0	0	0	0	0	81	0	0	2	0	0	84	0	0
DISTRICT TOTALS (ALTERNATIVE SCHOOLS ONLY)																		
DISTRICT TOTAL MALE	0	0	0	0	0	0	0	0	0	0	0	0	0	0	0	0	0	0
DISTRICT TOTAL FEMALE	0	0	0	0	0	0	0	0	0	0	0	0	0	0	0	0	0	0
DISTRICT TOTAL	0	0	0	0	0	0	0	0	0	0	0	0	0	0	0	0	0	0
DISTRICT: 3060 LONE STAR 101																		
DISTRICT TOTALS (INCLUDING ALTERNATIVE SCHOOLS)																		
7TH GRADE MALE	0	0	0	0	0	0	0	0	0	4	0	0	1	0	0	5	0	0
7TH GRADE FEMALE	0	0	0	0	0	0	0	0	0	3	0	0	1	0	0	4	0	0
7TH GRADE TOTAL	0	0	0	0	0	0	0	0	0	7	0	0	2	0	0	9	0	0
8TH GRADE MALE	0	0	0	0	0	0	0	0	0	5	0	0	0	0	0	5	0	0
8TH GRADE FEMALE	0	0	0	0	0	0	0	0	0	6	0	0	0	0	0	6	0	0
8TH GRADE TOTAL	0	0	0	0	0	0	0	0	0	11	0	0	0	0	0	11	0	0
9TH GRADE MALE	0	0	0	0	0	0	0	0	0	1	0	0	3	0	0	4	0	0
9TH GRADE FEMALE	0	0	0	0	0	0	0	0	0	1	0	0	0	0	0	1	0	0
9TH GRADE TOTAL	0	0	0	0	0	0	0	0	0	2	0	0	3	0	0	5	0	0
10TH GRADE MALE	0	0	0	0	0	0	0	0	0	3	0	0	0	0	0	3	0	0
10TH GRADE FEMALE	0	0	0	0	0	0	0	0	0	4	0	0	0	0	0	4	0	0
10TH GRADE TOTAL	0	0	0	0	0	0	0	0	0	7	0	0	0	0	0	7	0	0
11TH GRADE MALE	0	0	0	1	0	0	0	0	0	4	0	0	2	0	0	7	0	0
11TH GRADE FEMALE	0	0	0	0	0	0	0	0	0	5	0	0	0	0	0	5	0	0
11TH GRADE TOTAL	0	0	0	1	0	0	0	0	0	9	0	0	2	0	0	12	0	0
12TH GRADE MALE	0	0	0	0	0	0	0	0	0	2	0	0	0	0	0	2	0	0
12TH GRADE FEMALE	0	0	0	0	0	0	0	0	0	6	0	0	0	0	0	6	0	0
12TH GRADE TOTAL	0	0	0	0	0	0	0	0	0	8	0	0	0	0	0	8	0	0
DISTRICT TOTAL MALE	0	0	0	1	0	0	0	0	0	19	0	0	6	0	0	26	0	0
DISTRICT TOTAL FEMALE	0	0	0	0	0	0	0	0	0	25	0	0	1	0	0	26	0	0
DISTRICT TOTAL	0	0	0	1	0	0	0	0	0	44	0	0	7	0	0	52	0	0
DISTRICT TOTALS (EXCLUDING ALTERNATIVE SCHOOLS)																		
7TH GRADE MALE	0	0	0	0	0	0	0	0	0	4	0	0	1	0	0	5	0	0
7TH GRADE FEMALE	0	0	0	0	0	0	0	0	0	3	0	0	1	0	0	4	0	0
7TH GRADE TOTAL	0	0	0	0	0	0	0	0	0	7	0	0	2	0	0	9	0	0
8TH GRADE MALE	0	0	0	0	0	0	0	0	0	5	0	0	0	0	0	5	0	0




2/5/2006 COLORADO DEPARTMENT OF EDUCATION PAGE : 1
 2003-2004 STATE DROPOUT COUNTS BY DISTRICT

	AMERICAN INDIAN OR ALASKAN NATIVE	AMERICAN INDIAN OR ALASKAN NATIVE	AMERICAN INDIAN OR ALASKAN NATIVE	ASIAN PACIFIC ISLANDER	ASIAN PACIFIC ISLANDER	ASIAN PACIFIC ISLANDER	BLACK NOT OF HISPANIC ORIGIN	BLACK NOT OF HISPANIC ORIGIN	BLACK NOT OF HISPANIC ORIGIN	WHITE NOT OF HISPANIC ORIGIN	WHITE NOT OF HISPANIC ORIGIN	WHITE NOT OF HISPANIC ORIGIN	HISPANIC PUPIL COUNT	HISPANIC DROPOUTS	HISPANIC DROPOUT RATE	TOTALS PUPIL COUNT	TOTALS DROPOUTS	TOTALS DROPOUT RATE
8TH GRADE FEMALE	0	0	0	0	0	0	0	0	0	6	0	0	0	0	0	6	0	0
8TH GRADE TOTAL	0	0	0	0	0	0	0	0	0	11	0	0	0	0	0	11	0	0
9TH GRADE MALE	0	0	0	0	0	0	0	0	0	1	0	0	3	0	0	4	0	0
9TH GRADE FEMALE	0	0	0	0	0	0	0	0	0	1	0	0	0	0	0	1	0	0
9TH GRADE TOTAL	0	0	0	0	0	0	0	0	0	2	0	0	3	0	0	5	0	0
10TH GRADE MALE	0	0	0	0	0	0	0	0	0	3	0	0	0	0	0	3	0	0
10TH GRADE FEMALE	0	0	0	0	0	0	0	0	0	4	0	0	0	0	0	4	0	0
10TH GRADE TOTAL	0	0	0	0	0	0	0	0	0	7	0	0	0	0	0	7	0	0
11TH GRADE MALE	0	0	0	1	0	0	0	0	0	4	0	0	2	0	0	7	0	0
11TH GRADE FEMALE	0	0	0	0	0	0	0	0	0	5	0	0	0	0	0	5	0	0
11TH GRADE TOTAL	0	0	0	1	0	0	0	0	0	9	0	0	2	0	0	12	0	0
12TH GRADE MALE	0	0	0	0	0	0	0	0	0	2	0	0	0	0	0	2	0	0
12TH GRADE FEMALE	0	0	0	0	0	0	0	0	0	6	0	0	0	0	0	6	0	0
12TH GRADE TOTAL	0	0	0	0	0	0	0	0	0	8	0	0	0	0	0	8	0	0
DISTRICT TOTAL MALE	0	0	0	1	0	0	0	0	0	19	0	0	6	0	0	26	0	0
DISTRICT TOTAL FEMALE	0	0	0	0	0	0	0	0	0	25	0	0	1	0	0	26	0	0
DISTRICT TOTAL	0	0	0	1	0	0	0	0	0	44	0	0	7	0	0	52	0	0
DISTRICT TOTALS (ALTERNATIVE SCHOOLS ONLY)																		
DISTRICT TOTAL MALE	0	0	0	0	0	0	0	0	0	0	0	0	0	0	0	0	0	0
DISTRICT TOTAL FEMALE	0	0	0	0	0	0	0	0	0	0	0	0	0	0	0	0	0	0
DISTRICT TOTAL	0	0	0	0	0	0	0	0	0	0	0	0	0	0	0	0	0	0
DISTRICT: 3070 WOODLIN R-104																		
DISTRICT TOTALS (INCLUDING ALTERNATIVE SCHOOLS)																		
7TH GRADE MALE	0	0	0	0	0	0	0	0	0	4	0	0	1	0	0	5	0	0
7TH GRADE FEMALE	0	0	0	0	0	0	0	0	0	4	0	0	0	0	0	4	0	0
7TH GRADE TOTAL	0	0	0	0	0	0	0	0	0	8	0	0	1	0	0	9	0	0
8TH GRADE MALE	0	0	0	0	0	0	0	0	0	9	0	0	0	0	0	9	0	0
8TH GRADE FEMALE	0	0	0	0	0	0	0	0	0	3	0	0	1	0	0	4	0	0
8TH GRADE TOTAL	0	0	0	0	0	0	0	0	0	12	0	0	1	0	0	13	0	0
9TH GRADE MALE	0	0	0	0	0	0	0	0	0	6	1	16.7	2	0	0	8	1	12.5
9TH GRADE FEMALE	0	0	0	0	0	0	0	0	0	4	0	0	0	0	0	4	0	0
9TH GRADE TOTAL	0	0	0	0	0	0	0	0	0	10	1	10	2	0	0	12	1	8.3
10TH GRADE MALE	0	0	0	0	0	0	0	0	0	5	0	0	0	0	0	5	0	0
10TH GRADE FEMALE	0	0	0	0	0	0	0	0	0	3	0	0	0	0	0	3	0	0
10TH GRADE TOTAL	0	0	0	0	0	0	0	0	0	8	0	0	0	0	0	8	0	0
11TH GRADE MALE	0	0	0	0	0	0	0	0	0	4	0	0	0	0	0	4	0	0
11TH GRADE FEMALE	0	0	0	0	0	0	0	0	0	8	0	0	0	0	0	8	0	0
11TH GRADE TOTAL	0	0	0	0	0	0	0	0	0	12	0	0	0	0	0	12	0	0
12TH GRADE MALE	0	0	0	0	0	0	0	0	0	4	0	0	1	0	0	5	0	0
12TH GRADE FEMALE	0	0	0	0	0	0	0	0	0	0	0	0	0	0	0	0	0	0
12TH GRADE TOTAL	0	0	0	0	0	0	0	0	0	4	0	0	1	0	0	5	0	0
DISTRICT TOTAL MALE	0	0	0	0	0	0	0	0	0	32	1	3.1	4	0	0	36	1	2.8
DISTRICT TOTAL FEMALE	0	0	0	0	0	0	0	0	0	22	0	0	1	0	0	23	0	0
DISTRICT TOTAL	0	0	0	0	0	0	0	0	0	54	1	1.9	5	0	0	59	1	1.7
DISTRICT TOTALS (EXCLUDING ALTERNATIVE SCHOOLS)																		
7TH GRADE MALE	0	0	0	0	0	0	0	0	0	4	0	0	1	0	0	5	0	0
7TH GRADE FEMALE	0	0	0	0	0	0	0	0	0	4	0	0	0	0	0	4	0	0
7TH GRADE TOTAL	0	0	0	0	0	0	0	0	0	8	0	0	1	0	0	9	0	0
8TH GRADE MALE	0	0	0	0	0	0	0	0	0	9	0	0	0	0	0	9	0	0




2/5/2006 COLORADO DEPARTMENT OF EDUCATION PAGE : 1
 2003-2004 STATE DROPOUT COUNTS BY DISTRICT

	AMERICAN INDIAN OR ALASKAN NATIVE	AMERICAN INDIAN OR ALASKAN NATIVE	AMERICAN INDIAN OR ALASKAN NATIVE	ASIAN PACIFIC ISLANDER	ASIAN PACIFIC ISLANDER	ASIAN PACIFIC ISLANDER	BLACK NOT OF HISPANIC ORIGIN	BLACK NOT OF HISPANIC ORIGIN	BLACK NOT OF HISPANIC ORIGIN	WHITE NOT OF HISPANIC ORIGIN	WHITE NOT OF HISPANIC ORIGIN	WHITE NOT OF HISPANIC ORIGIN	HISPANIC PUPIL COUNT	HISPANIC DROPOUTS	HISPANIC DROPOUT RATE	TOTALS PUPIL COUNT	TOTALS DROPOUTS	TOTALS DROPOUT RATE		
8TH GRADE FEMALE	0	0	0	0	0	0	0	0	0	3	0	0	1	0	0	4	0	0		
8TH GRADE TOTAL	0	0	0	0	0	0	0	0	0	12	0	0	1	0	0	13	0	0		
9TH GRADE MALE	0	0	0	0	0	0	0	0	0	6	1	16.7	2	0	0	8	1	12.5		
9TH GRADE FEMALE	0	0	0	0	0	0	0	0	0	4	0	0	0	0	0	4	0	0		
9TH GRADE TOTAL	0	0	0	0	0	0	0	0	0	10	1	10	2	0	0	12	1	8.3		
10TH GRADE MALE	0	0	0	0	0	0	0	0	0	5	0	0	0	0	0	5	0	0		
10TH GRADE FEMALE	0	0	0	0	0	0	0	0	0	3	0	0	0	0	0	3	0	0		
10TH GRADE TOTAL	0	0	0	0	0	0	0	0	0	8	0	0	0	0	0	8	0	0		
11TH GRADE MALE	0	0	0	0	0	0	0	0	0	4	0	0	0	0	0	4	0	0		
11TH GRADE FEMALE	0	0	0	0	0	0	0	0	0	8	0	0	0	0	0	8	0	0		
11TH GRADE TOTAL	0	0	0	0	0	0	0	0	0	12	0	0	0	0	0	12	0	0		
12TH GRADE MALE	0	0	0	0	0	0	0	0	0	4	0	0	1	0	0	5	0	0		
12TH GRADE FEMALE	0	0	0	0	0	0	0	0	0	0	0	0	0	0	0	0	0	0		
12TH GRADE TOTAL	0	0	0	0	0	0	0	0	0	4	0	0	1	0	0	5	0	0		
DISTRICT TOTAL MALE	0	0	0	0	0	0	0	0	0	32	1	3.1	4	0	0	36	1	2.8		
DISTRICT TOTAL FEMALE	0	0	0	0	0	0	0	0	0	22	0	0	1	0	0	23	0	0		
DISTRICT TOTAL	0	0	0	0	0	0	0	0	0	54	1	1.9	5	0	0	59	1	1.7		
DISTRICT TOTALS (ALTERNATIVE SCHOOLS ONLY)																				
DISTRICT TOTAL MALE	0	0	0	0	0	0	0	0	0	0	0	0	0	0	0	0	0	0		
DISTRICT TOTAL FEMALE	0	0	0	0	0	0	0	0	0	0	0	0	0	0	0	0	0	0		
DISTRICT TOTAL	0	0	0	0	0	0	0	0	0	0	0	0	0	0	0	0	0	0		
COUNTY :	62 WELD																			
DISTRICT:	3080 WELD COUNTY RE-1																			
DISTRICT TOTALS (INCLUDING ALTERNATIVE SCHOOLS)																				
7TH GRADE MALE	1	0	0	1	0	0	4	0	0	36	0	0	53	0	0	95	0	0		
7TH GRADE FEMALE	0	0	0	2	0	0	0	0	0	52	0	0	40	1	2.5	94	1	1.1		
7TH GRADE TOTAL	1	0	0	3	0	0	4	0	0	88	0	0	93	1	1.1	189	1	0.5		
8TH GRADE MALE	0	0	0	0	0	0	0	0	0	42	1	2.4	51	1	2	93	2	2.2		
8TH GRADE FEMALE	0	0	0	0	0	0	1	0	0	50	0	0	43	0	0	94	0	0		
8TH GRADE TOTAL	0	0	0	0	0	0	1	0	0	92	1	1.1	94	1	1.1	187	2	1.1		
9TH GRADE MALE	1	0	0	1	0	0	1	0	0	67	0	0	48	3	6.3	118	3	2.5		
9TH GRADE FEMALE	1	0	0	1	0	0	0	0	0	56	1	1.8	38	3	7.9	96	4	4.2		
9TH GRADE TOTAL	2	0	0	2	0	0	1	0	0	123	1	0.8	86	6	7	214	7	3.3		
10TH GRADE MALE	0	0	0	0	0	0	0	0	0	46	0	0	52	4	7.7	98	4	4.1		
10TH GRADE FEMALE	0	0	0	0	0	0	1	0	0	42	1	2.4	31	7	22.6	74	8	10.8		
10TH GRADE TOTAL	0	0	0	0	0	0	1	0	0	88	1	1.1	83	11	13.3	172	12	7		
11TH GRADE MALE	1	0	0	1	0	0	2	0	0	37	0	0	31	1	3.2	72	1	1.4		
11TH GRADE FEMALE	0	0	0	0	0	0	1	0	0	42	1	2.4	32	4	12.5	75	5	6.7		
11TH GRADE TOTAL	1	0	0	1	0	0	3	0	0	79	1	1.3	63	5	7.9	147	6	4.1		
12TH GRADE MALE	0	0	0	0	0	0	1	0	0	42	0	0	30	1	3.3	73	1	1.4		
12TH GRADE FEMALE	0	0	0	0	0	0	0	0	0	41	0	0	27	1	3.7	68	1	1.5		
12TH GRADE TOTAL	0	0	0	0	0	0	1	0	0	83	0	0	57	2	3.5	141	2	1.4		
DISTRICT TOTAL MALE	3	0	0	3	0	0	8	0	0	270	1	0.4	265	10	3.8	549	11	2		
DISTRICT TOTAL FEMALE	1	0	0	3	0	0	3	0	0	283	3	1.1	211	16	7.6	501	19	3.8		
DISTRICT TOTAL	4	0	0	6	0	0	11	0	0	553	4	0.7	476	26	5.5	1,050	30	2.9		
DISTRICT TOTALS (EXCLUDING ALTERNATIVE SCHOOLS)																				
7TH GRADE MALE	1	0	0	1	0	0	4	0	0	36	0	0	53	0	0	95	0	0		
7TH GRADE FEMALE	0	0	0	2	0	0	0	0	0	52	0	0	40	1	2.5	94	1	1.1		
7TH GRADE TOTAL	1	0	0	3	0	0	4	0	0	88	0	0	93	1	1.1	189	1	0.5		




	AMERICAN INDIAN OR ALASKAN NATIVE	AMERICAN INDIAN OR ALASKAN NATIVE	AMERICAN INDIAN OR ALASKAN NATIVE	ASIAN PACIFIC ISLANDER	ASIAN PACIFIC ISLANDER	ASIAN PACIFIC ISLANDER	BLACK NOT OF HISPANIC ORIGIN	BLACK NOT OF HISPANIC ORIGIN	BLACK NOT OF HISPANIC ORIGIN	WHITE NOT OF HISPANIC ORIGIN	WHITE NOT OF HISPANIC ORIGIN	WHITE NOT OF HISPANIC ORIGIN	HISPANIC PUPIL COUNT	HISPANIC DROPOUTS	HISPANIC DROPOUT RATE	TOTALS PUPIL COUNT	TOTALS DROPOUTS	TOTALS DROPOUT RATE
8TH GRADE MALE	0	0	0	0	0	0	0	0	0	42	1	2.4	51	1	2	93	2	2.2
8TH GRADE FEMALE	0	0	0	0	0	0	1	0	0	50	0	0	43	0	0	94	0	0
8TH GRADE TOTAL	0	0	0	0	0	0	1	0	0	92	1	1.1	94	1	1.1	187	2	1.1
9TH GRADE MALE	1	0	0	1	0	0	1	0	0	67	0	0	48	3	6.3	118	3	2.5
9TH GRADE FEMALE	1	0	0	1	0	0	0	0	0	56	1	1.8	38	3	7.9	96	4	4.2
9TH GRADE TOTAL	2	0	0	2	0	0	1	0	0	123	1	0.8	86	6	7	214	7	3.3
10TH GRADE MALE	0	0	0	0	0	0	0	0	0	46	0	0	52	4	7.7	98	4	4.1
10TH GRADE FEMALE	0	0	0	0	0	0	1	0	0	42	1	2.4	31	7	22.6	74	8	10.8
10TH GRADE TOTAL	0	0	0	0	0	0	1	0	0	88	1	1.1	83	11	13.3	172	12	7
11TH GRADE MALE	1	0	0	1	0	0	2	0	0	37	0	0	31	1	3.2	72	1	1.4
11TH GRADE FEMALE	0	0	0	0	0	0	1	0	0	42	1	2.4	32	4	12.5	75	5	6.7
11TH GRADE TOTAL	1	0	0	1	0	0	3	0	0	79	1	1.3	63	5	7.9	147	6	4.1
12TH GRADE MALE	0	0	0	0	0	0	1	0	0	42	0	0	30	1	3.3	73	1	1.4
12TH GRADE FEMALE	0	0	0	0	0	0	0	0	0	41	0	0	27	1	3.7	68	1	1.5
12TH GRADE TOTAL	0	0	0	0	0	0	1	0	0	83	0	0	57	2	3.5	141	2	1.4
DISTRICT TOTAL MALE	3	0	0	3	0	0	8	0	0	270	1	0.4	265	10	3.8	549	11	2
DISTRICT TOTAL FEMALE	1	0	0	3	0	0	3	0	0	283	3	1.1	211	16	7.6	501	19	3.8
DISTRICT TOTAL	4	0	0	6	0	0	11	0	0	553	4	0.7	476	26	5.5	1,050	30	2.9
DISTRICT TOTALS (ALTERNATIVE SCHOOLS ONLY)																		
DISTRICT TOTAL MALE	0	0	0	0	0	0	0	0	0	0	0	0	0	0	0	0	0	0
DISTRICT TOTAL FEMALE	0	0	0	0	0	0	0	0	0	0	0	0	0	0	0	0	0	0
DISTRICT TOTAL	0	0	0	0	0	0	0	0	0	0	0	0	0	0	0	0	0	0
DISTRICT:	3085	EATON RE-2																
DISTRICT TOTALS (INCLUDING ALTERNATIVE SCHOOLS)																		
7TH GRADE MALE	0	0	0	0	0	0	0	0	0	69	0	0	19	0	0	88	0	0
7TH GRADE FEMALE	0	0	0	0	0	0	0	0	0	61	0	0	11	0	0	72	0	0
7TH GRADE TOTAL	0	0	0	0	0	0	0	0	0	130	0	0	30	0	0	160	0	0
8TH GRADE MALE	0	0	0	1	0	0	0	0	0	71	3	4.2	16	1	6.3	88	4	4.5
8TH GRADE FEMALE	0	0	0	0	0	0	0	0	0	60	1	1.7	13	0	0	73	1	1.4
8TH GRADE TOTAL	0	0	0	1	0	0	0	0	0	131	4	3.1	29	1	3.4	161	5	3.1
9TH GRADE MALE	0	0	0	0	0	0	1	1	100	67	6	9	13	2	15.4	81	9	11.1
9TH GRADE FEMALE	0	0	0	0	0	0	0	0	0	39	0	0	12	0	0	51	0	0
9TH GRADE TOTAL	0	0	0	0	0	0	1	1	100	106	6	5.7	25	2	8	132	9	6.8
10TH GRADE MALE	1	0	0	1	0	0	0	0	0	46	1	2.2	12	0	0	60	1	1.7
10TH GRADE FEMALE	0	0	0	0	0	0	0	0	0	52	2	3.8	11	0	0	63	2	3.2
10TH GRADE TOTAL	1	0	0	1	0	0	0	0	0	98	3	3.1	23	0	0	123	3	2.4
11TH GRADE MALE	0	0	0	1	0	0	0	0	0	60	1	1.7	8	1	12.5	69	2	2.9
11TH GRADE FEMALE	0	0	0	1	0	0	1	0	0	39	1	2.6	9	0	0	50	1	2
11TH GRADE TOTAL	0	0	0	2	0	0	1	0	0	99	2	2	17	1	5.9	119	3	2.5
12TH GRADE MALE	0	0	0	0	0	0	0	0	0	45	2	4.4	6	0	0	51	2	3.9
12TH GRADE FEMALE	0	0	0	1	0	0	1	0	0	40	0	0	7	0	0	49	0	0
12TH GRADE TOTAL	0	0	0	1	0	0	1	0	0	85	2	2.4	13	0	0	100	2	2
DISTRICT TOTAL MALE	1	0	0	3	0	0	1	1	100	358	13	3.6	74	4	5.4	437	18	4.1
DISTRICT TOTAL FEMALE	0	0	0	2	0	0	2	0	0	291	4	1.4	63	0	0	358	4	1.1
DISTRICT TOTAL	1	0	0	5	0	0	3	1	33.3	649	17	2.6	137	4	2.9	795	22	2.8
DISTRICT TOTALS (EXCLUDING ALTERNATIVE SCHOOLS)																		
7TH GRADE MALE	0	0	0	0	0	0	0	0	0	69	0	0	19	0	0	88	0	0
7TH GRADE FEMALE	0	0	0	0	0	0	0	0	0	61	0	0	11	0	0	72	0	0
7TH GRADE TOTAL	0	0	0	0	0	0	0	0	0	130	0	0	30	0	0	160	0	0




2/5/2006 COLORADO DEPARTMENT OF EDUCATION PAGE : 1
 2003-2004 STATE DROPOUT COUNTS BY DISTRICT

	AMERICAN INDIAN OR ALASKAN NATIVE	AMERICAN INDIAN OR ALASKAN NATIVE	AMERICAN INDIAN OR ALASKAN NATIVE	ASIAN PACIFIC ISLANDER	ASIAN PACIFIC ISLANDER	ASIAN PACIFIC ISLANDER	BLACK NOT OF HISPANIC ORIGIN	BLACK NOT OF HISPANIC ORIGIN	BLACK NOT OF HISPANIC ORIGIN	WHITE NOT OF HISPANIC ORIGIN	WHITE NOT OF HISPANIC ORIGIN	WHITE NOT OF HISPANIC ORIGIN	HISPANIC PUPIL COUNT	HISPANIC DROPOUTS	HISPANIC DROPOUT RATE	TOTALS PUPIL COUNT	TOTALS DROPOUTS	TOTALS DROPOUT RATE
8TH GRADE MALE	0	0	0	1	0	0	0	0	0	71	3	4.2	16	1	6.3	88	4	4.5
8TH GRADE FEMALE	0	0	0	0	0	0	0	0	0	60	1	1.7	13	0	0	73	1	1.4
8TH GRADE TOTAL	0	0	0	1	0	0	0	0	0	131	4	3.1	29	1	3.4	161	5	3.1
9TH GRADE MALE	0	0	0	0	0	0	1	1	100	67	6	9	13	2	15.4	81	9	11.1
9TH GRADE FEMALE	0	0	0	0	0	0	0	0	0	39	0	0	12	0	0	51	0	0
9TH GRADE TOTAL	0	0	0	0	0	0	1	1	100	106	6	5.7	25	2	8	132	9	6.8
10TH GRADE MALE	1	0	0	1	0	0	0	0	0	46	1	2.2	12	0	0	60	1	1.7
10TH GRADE FEMALE	0	0	0	0	0	0	0	0	0	52	2	3.8	11	0	0	63	2	3.2
10TH GRADE TOTAL	1	0	0	1	0	0	0	0	0	98	3	3.1	23	0	0	123	3	2.4
11TH GRADE MALE	0	0	0	1	0	0	0	0	0	60	1	1.7	8	1	12.5	69	2	2.9
11TH GRADE FEMALE	0	0	0	1	0	0	1	0	0	39	1	2.6	9	0	0	50	1	2
11TH GRADE TOTAL	0	0	0	2	0	0	1	0	0	99	2	2	17	1	5.9	119	3	2.5
12TH GRADE MALE	0	0	0	0	0	0	0	0	0	45	2	4.4	6	0	0	51	2	3.9
12TH GRADE FEMALE	0	0	0	1	0	0	1	0	0	40	0	0	7	0	0	49	0	0
12TH GRADE TOTAL	0	0	0	1	0	0	1	0	0	85	2	2.4	13	0	0	100	2	2
DISTRICT TOTAL MALE	1	0	0	3	0	0	1	1	100	358	13	3.6	74	4	5.4	437	18	4.1
DISTRICT TOTAL FEMALE	0	0	0	2	0	0	2	0	0	291	4	1.4	63	0	0	358	4	1.1
DISTRICT TOTAL	1	0	0	5	0	0	3	1	33.3	649	17	2.6	137	4	2.9	795	22	2.8
DISTRICT TOTALS (ALTERNATIVE SCHOOLS ONLY)																		
DISTRICT TOTAL MALE	0	0	0	0	0	0	0	0	0	0	0	0	0	0	0	0	0	0
DISTRICT TOTAL FEMALE	0	0	0	0	0	0	0	0	0	0	0	0	0	0	0	0	0	0
DISTRICT TOTAL	0	0	0	0	0	0	0	0	0	0	0	0	0	0	0	0	0	0
DISTRICT:	3090																	
	KEENESBURG RE-3(J)																	
DISTRICT TOTALS (INCLUDING ALTERNATIVE SCHOOLS)																		
7TH GRADE MALE	1	0	0	0	0	0	0	0	0	67	2	3	23	0	0	91	2	2.2
7TH GRADE FEMALE	0	0	0	1	0	0	0	0	0	67	0	0	22	0	0	90	0	0
7TH GRADE TOTAL	1	0	0	1	0	0	0	0	0	134	2	1.5	45	0	0	181	2	1.1
8TH GRADE MALE	2	0	0	1	0	0	0	0	0	63	1	1.6	22	0	0	88	1	1.1
8TH GRADE FEMALE	0	0	0	0	0	0	0	0	0	56	1	1.8	20	1	5	76	2	2.6
8TH GRADE TOTAL	2	0	0	1	0	0	0	0	0	119	2	1.7	42	1	2.4	164	3	1.8
9TH GRADE MALE	1	0	0	0	0	0	1	0	0	82	1	1.2	32	1	3.1	116	2	1.7
9TH GRADE FEMALE	1	0	0	3	0	0	0	0	0	70	6	8.6	33	0	0	107	6	5.6
9TH GRADE TOTAL	2	0	0	3	0	0	1	0	0	152	7	4.6	65	1	1.5	223	8	3.6
10TH GRADE MALE	0	0	0	1	0	0	0	0	0	51	2	3.9	19	3	15.8	71	5	7
10TH GRADE FEMALE	0	0	0	0	0	0	0	0	0	46	2	4.3	12	5	41.7	58	7	12.1
10TH GRADE TOTAL	0	0	0	1	0	0	0	0	0	97	4	4.1	31	8	25.8	129	12	9.3
11TH GRADE MALE	0	0	0	3	0	0	0	0	0	44	1	2.3	6	1	16.7	53	2	3.8
11TH GRADE FEMALE	0	0	0	1	0	0	0	0	0	54	0	0	10	3	30	65	3	4.6
11TH GRADE TOTAL	0	0	0	4	0	0	0	0	0	98	1	1	16	4	25	118	5	4.2
12TH GRADE MALE	0	0	0	0	0	0	0	0	0	39	2	5.1	8	1	12.5	47	3	6.4
12TH GRADE FEMALE	1	0	0	1	0	0	0	0	0	41	1	2.4	6	1	16.7	49	2	4.1
12TH GRADE TOTAL	1	0	0	1	0	0	0	0	0	80	3	3.8	14	2	14.3	96	5	5.2
DISTRICT TOTAL MALE	4	0	0	5	0	0	1	0	0	346	9	2.6	110	6	5.5	466	15	3.2
DISTRICT TOTAL FEMALE	2	0	0	6	0	0	0	0	0	334	10	3	103	10	9.7	445	20	4.5
DISTRICT TOTAL	6	0	0	11	0	0	1	0	0	680	19	2.8	213	16	7.5	911	35	3.8
DISTRICT TOTALS (EXCLUDING ALTERNATIVE SCHOOLS)																		
7TH GRADE MALE	1	0	0	0	0	0	0	0	0	67	2	3	23	0	0	91	2	2.2
7TH GRADE FEMALE	0	0	0	1	0	0	0	0	0	67	0	0	22	0	0	90	0	0
7TH GRADE TOTAL	1	0	0	1	0	0	0	0	0	134	2	1.5	45	0	0	181	2	1.1




2/5/2006 COLORADO DEPARTMENT OF EDUCATION PAGE : 1
 2003-2004 STATE DROPOUT COUNTS BY DISTRICT

	AMERICAN INDIAN OR ALASKAN NATIVE	AMERICAN INDIAN OR ALASKAN NATIVE	AMERICAN INDIAN OR ALASKAN NATIVE	ASIAN PACIFIC ISLANDER	ASIAN PACIFIC ISLANDER	ASIAN PACIFIC ISLANDER	BLACK NOT OF HISPANIC ORIGIN	BLACK NOT OF HISPANIC ORIGIN	BLACK NOT OF HISPANIC ORIGIN	WHITE NOT OF HISPANIC ORIGIN	WHITE NOT OF HISPANIC ORIGIN	WHITE NOT OF HISPANIC ORIGIN	HISPANIC PUPIL COUNT	HISPANIC DROPOUTS	HISPANIC DROPOUT RATE	TOTALS PUPIL COUNT	TOTALS DROPOUTS	TOTALS DROPOUT RATE	
8TH GRADE MALE	2	0	0	1	0	0	0	0	0	63	1	1.6	22	0	0	88	1	1.1	
8TH GRADE FEMALE	0	0	0	0	0	0	0	0	0	56	1	1.8	20	1	5	76	2	2.6	
8TH GRADE TOTAL	2	0	0	1	0	0	0	0	0	119	2	1.7	42	1	2.4	164	3	1.8	
9TH GRADE MALE	1	0	0	0	0	0	1	0	0	82	1	1.2	32	1	3.1	116	2	1.7	
9TH GRADE FEMALE	1	0	0	3	0	0	0	0	0	70	6	8.6	33	0	0	107	6	5.6	
9TH GRADE TOTAL	2	0	0	3	0	0	1	0	0	152	7	4.6	65	1	1.5	223	8	3.6	
10TH GRADE MALE	0	0	0	1	0	0	0	0	0	51	2	3.9	19	3	15.8	71	5	7	
10TH GRADE FEMALE	0	0	0	0	0	0	0	0	0	46	2	4.3	12	5	41.7	58	7	12.1	
10TH GRADE TOTAL	0	0	0	1	0	0	0	0	0	97	4	4.1	31	8	25.8	129	12	9.3	
11TH GRADE MALE	0	0	0	3	0	0	0	0	0	44	1	2.3	6	1	16.7	53	2	3.8	
11TH GRADE FEMALE	0	0	0	1	0	0	0	0	0	54	0	0	10	3	30	65	3	4.6	
11TH GRADE TOTAL	0	0	0	4	0	0	0	0	0	98	1	1	16	4	25	118	5	4.2	
12TH GRADE MALE	0	0	0	0	0	0	0	0	0	39	2	5.1	8	1	12.5	47	3	6.4	
12TH GRADE FEMALE	1	0	0	1	0	0	0	0	0	41	1	2.4	6	1	16.7	49	2	4.1	
12TH GRADE TOTAL	1	0	0	1	0	0	0	0	0	80	3	3.8	14	2	14.3	96	5	5.2	
DISTRICT TOTAL MALE	4	0	0	5	0	0	1	0	0	346	9	2.6	110	6	5.5	466	15	3.2	
DISTRICT TOTAL FEMALE	2	0	0	6	0	0	0	0	0	334	10	3	103	10	9.7	445	20	4.5	
DISTRICT TOTAL	6	0	0	11	0	0	1	0	0	680	19	2.8	213	16	7.5	911	35	3.8	
DISTRICT TOTALS (ALTERNATIVE SCHOOLS ONLY)																			
DISTRICT TOTAL MALE	0	0	0	0	0	0	0	0	0	0	0	0	0	0	0	0	0	0	0
DISTRICT TOTAL FEMALE	0	0	0	0	0	0	0	0	0	0	0	0	0	0	0	0	0	0	0
DISTRICT TOTAL	0	0	0	0	0	0	0	0	0	0	0	0	0	0	0	0	0	0	0
DISTRICT: 3100 WINDSOR RE-4																			
DISTRICT TOTALS (INCLUDING ALTERNATIVE SCHOOLS)																			
7TH GRADE MALE	3	0	0	0	0	0	1	0	0	120	1	0.8	17	0	0	141	1	0.7	
7TH GRADE FEMALE	3	0	0	2	0	0	0	0	0	113	0	0	18	0	0	136	0	0	
7TH GRADE TOTAL	6	0	0	2	0	0	1	0	0	233	1	0.4	35	0	0	277	1	0.4	
8TH GRADE MALE	1	0	0	2	0	0	0	0	0	110	0	0	17	0	0	130	0	0	
8TH GRADE FEMALE	0	0	0	0	0	0	0	0	0	115	0	0	13	0	0	128	0	0	
8TH GRADE TOTAL	1	0	0	2	0	0	0	0	0	225	0	0	30	0	0	258	0	0	
9TH GRADE MALE	0	0	0	2	0	0	1	0	0	112	2	1.8	18	1	5.6	133	3	2.3	
9TH GRADE FEMALE	2	0	0	2	0	0	1	0	0	97	3	3.1	12	1	8.3	114	4	3.5	
9TH GRADE TOTAL	2	0	0	4	0	0	2	0	0	209	5	2.4	30	2	6.7	247	7	2.8	
10TH GRADE MALE	1	1	100	0	0	0	2	0	0	89	7	7.9	8	0	0	100	8	8	
10TH GRADE FEMALE	0	0	0	3	0	0	0	0	0	110	3	2.7	14	2	14.3	127	5	3.9	
10TH GRADE TOTAL	1	1	100	3	0	0	2	0	0	199	10	5	22	2	9.1	227	13	5.7	
11TH GRADE MALE	0	0	0	1	0	0	3	0	0	85	3	3.5	12	0	0	101	3	3	
11TH GRADE FEMALE	0	0	0	3	0	0	4	0	0	85	1	1.2	8	0	0	100	1	1	
11TH GRADE TOTAL	0	0	0	4	0	0	7	0	0	170	4	2.4	20	0	0	201	4	2	
12TH GRADE MALE	1	0	0	1	0	0	0	0	0	96	2	2.1	15	2	13.3	113	4	3.5	
12TH GRADE FEMALE	2	0	0	2	0	0	0	0	0	102	4	3.9	11	0	0	117	4	3.4	
12TH GRADE TOTAL	3	0	0	3	0	0	0	0	0	198	6	3	26	2	7.7	230	8	3.5	
DISTRICT TOTAL MALE	6	1	16.7	6	0	0	7	0	0	612	15	2.5	87	3	3.4	718	19	2.6	
DISTRICT TOTAL FEMALE	7	0	0	12	0	0	5	0	0	622	11	1.8	76	3	3.9	722	14	1.9	
DISTRICT TOTAL	13	1	7.7	18	0	0	12	0	0	1,234	26	2.1	163	6	3.7	1,440	33	2.3	
DISTRICT TOTALS (EXCLUDING ALTERNATIVE SCHOOLS)																			
7TH GRADE MALE	3	0	0	0	0	0	1	0	0	120	1	0.8	17	0	0	141	1	0.7	
7TH GRADE FEMALE	3	0	0	2	0	0	0	0	0	113	0	0	18	0	0	136	0	0	
7TH GRADE TOTAL	6	0	0	2	0	0	1	0	0	233	1	0.4	35	0	0	277	1	0.4	




2/5/2006 COLORADO DEPARTMENT OF EDUCATION PAGE : 1
 2003-2004 STATE DROPOUT COUNTS BY DISTRICT

	AMERICAN INDIAN OR ALASKAN NATIVE	AMERICAN INDIAN OR ALASKAN NATIVE	AMERICAN INDIAN OR ALASKAN NATIVE	ASIAN PACIFIC ISLANDER	ASIAN PACIFIC ISLANDER	ASIAN PACIFIC ISLANDER	BLACK NOT OF HISPANIC ORIGIN	BLACK NOT OF HISPANIC ORIGIN	BLACK NOT OF HISPANIC ORIGIN	WHITE NOT OF HISPANIC ORIGIN	WHITE NOT OF HISPANIC ORIGIN	WHITE NOT OF HISPANIC ORIGIN	HISPANIC PUPIL COUNT	HISPANIC DROPOUTS	HISPANIC DROPOUT RATE	TOTALS PUPIL COUNT	TOTALS DROPOUTS	TOTALS DROPOUT RATE	
8TH GRADE MALE	1	0	0	2	0	0	0	0	0	110	0	0	17	0	0	130	0	0	
8TH GRADE FEMALE	0	0	0	0	0	0	0	0	0	115	0	0	13	0	0	128	0	0	
8TH GRADE TOTAL	1	0	0	2	0	0	0	0	0	225	0	0	30	0	0	258	0	0	
9TH GRADE MALE	0	0	0	2	0	0	1	0	0	112	2	1.8	18	1	5.6	133	3	2.3	
9TH GRADE FEMALE	2	0	0	2	0	0	1	0	0	97	3	3.1	12	1	8.3	114	4	3.5	
9TH GRADE TOTAL	2	0	0	4	0	0	2	0	0	209	5	2.4	30	2	6.7	247	7	2.8	
10TH GRADE MALE	1	1	100	0	0	0	2	0	0	89	7	7.9	8	0	0	100	8	8	
10TH GRADE FEMALE	0	0	0	3	0	0	0	0	0	110	3	2.7	14	2	14.3	127	5	3.9	
10TH GRADE TOTAL	1	1	100	3	0	0	2	0	0	199	10	5	22	2	9.1	227	13	5.7	
11TH GRADE MALE	0	0	0	1	0	0	3	0	0	85	3	3.5	12	0	0	101	3	3	
11TH GRADE FEMALE	0	0	0	3	0	0	4	0	0	85	1	1.2	8	0	0	100	1	1	
11TH GRADE TOTAL	0	0	0	4	0	0	7	0	0	170	4	2.4	20	0	0	201	4	2	
12TH GRADE MALE	1	0	0	1	0	0	0	0	0	96	2	2.1	15	2	13.3	113	4	3.5	
12TH GRADE FEMALE	2	0	0	2	0	0	0	0	0	102	4	3.9	11	0	0	117	4	3.4	
12TH GRADE TOTAL	3	0	0	3	0	0	0	0	0	198	6	3	26	2	7.7	230	8	3.5	
DISTRICT TOTAL MALE	6	1	16.7	6	0	0	7	0	0	612	15	2.5	87	3	3.4	718	19	2.6	
DISTRICT TOTAL FEMALE	7	0	0	12	0	0	5	0	0	622	11	1.8	76	3	3.9	722	14	1.9	
DISTRICT TOTAL	13	1	7.7	18	0	0	12	0	0	1,234	26	2.1	163	6	3.7	1,440	33	2.3	
DISTRICT TOTALS (ALTERNATIVE SCHOOLS ONLY)																			
DISTRICT TOTAL MALE	0	0	0	0	0	0	0	0	0	0	0	0	0	0	0	0	0	0	
DISTRICT TOTAL FEMALE	0	0	0	0	0	0	0	0	0	0	0	0	0	0	0	0	0	0	
DISTRICT TOTAL	0	0	0	0	0	0	0	0	0	0	0	0	0	0	0	0	0	0	
DISTRICT: 3110 JOHNSTOWN-MILLIKEN RE-5J																			
DISTRICT TOTALS (INCLUDING ALTERNATIVE SCHOOLS)																			
7TH GRADE MALE	0	0	0	0	0	0	0	0	0	59	0	0	40	0	0	99	0	0	
7TH GRADE FEMALE	0	0	0	0	0	0	2	0	0	57	0	0	34	0	0	93	0	0	
7TH GRADE TOTAL	0	0	0	0	0	0	2	0	0	116	0	0	74	0	0	192	0	0	
8TH GRADE MALE	0	0	0	1	0	0	1	0	0	53	0	0	38	0	0	93	0	0	
8TH GRADE FEMALE	0	0	0	0	0	0	0	0	0	58	0	0	27	0	0	85	0	0	
8TH GRADE TOTAL	0	0	0	1	0	0	1	0	0	111	0	0	65	0	0	178	0	0	
9TH GRADE MALE	0	0	0	1	0	0	0	0	0	38	0	0	21	1	4.8	60	1	1.7	
9TH GRADE FEMALE	1	0	0	0	0	0	1	0	0	51	0	0	32	3	9.4	85	3	3.5	
9TH GRADE TOTAL	1	0	0	1	0	0	1	0	0	89	0	0	53	4	7.5	145	4	2.8	
10TH GRADE MALE	1	0	0	0	0	0	1	0	0	51	2	3.9	28	1	3.6	81	3	3.7	
10TH GRADE FEMALE	0	0	0	1	0	0	0	0	0	56	1	1.8	19	2	10.5	76	3	3.9	
10TH GRADE TOTAL	1	0	0	1	0	0	1	0	0	107	3	2.8	47	3	6.4	157	6	3.8	
11TH GRADE MALE	1	0	0	0	0	0	2	0	0	46	4	8.7	26	0	0	75	4	5.3	
11TH GRADE FEMALE	0	0	0	1	0	0	0	0	0	40	1	2.5	25	1	4	66	2	3	
11TH GRADE TOTAL	1	0	0	1	0	0	2	0	0	86	5	5.8	51	1	2	141	6	4.3	
12TH GRADE MALE	0	0	0	0	0	0	1	0	0	28	0	0	21	4	19	50	4	8	
12TH GRADE FEMALE	1	0	0	1	0	0	0	0	0	39	3	7.7	23	5	21.7	64	8	12.5	
12TH GRADE TOTAL	1	0	0	1	0	0	1	0	0	67	3	4.5	44	9	20.5	114	12	10.5	
DISTRICT TOTAL MALE	2	0	0	2	0	0	5	0	0	275	6	2.2	174	6	3.4	458	12	2.6	
DISTRICT TOTAL FEMALE	2	0	0	3	0	0	3	0	0	301	5	1.7	160	11	6.9	469	16	3.4	
DISTRICT TOTAL	4	0	0	5	0	0	8	0	0	576	11	1.9	334	17	5.1	927	28	3	
DISTRICT TOTALS (EXCLUDING ALTERNATIVE SCHOOLS)																			
7TH GRADE MALE	0	0	0	0	0	0	0	0	0	59	0	0	40	0	0	99	0	0	
7TH GRADE FEMALE	0	0	0	0	0	0	2	0	0	57	0	0	34	0	0	93	0	0	
7TH GRADE TOTAL	0	0	0	0	0	0	2	0	0	116	0	0	74	0	0	192	0	0	



2/5/2006 COLORADO DEPARTMENT OF EDUCATION PAGE : 1
 2003-2004 STATE DROPOUT COUNTS BY DISTRICT

	AMERICAN INDIAN OR ALASKAN NATIVE	AMERICAN INDIAN OR ALASKAN NATIVE	AMERICAN INDIAN OR ALASKAN NATIVE	ASIAN PACIFIC ISLANDER	ASIAN PACIFIC ISLANDER	ASIAN PACIFIC ISLANDER	BLACK NOT OF HISPANIC ORIGIN	BLACK NOT OF HISPANIC ORIGIN	BLACK NOT OF HISPANIC ORIGIN	WHITE NOT OF HISPANIC ORIGIN	WHITE NOT OF HISPANIC ORIGIN	WHITE NOT OF HISPANIC ORIGIN	HISPANIC PUPIL COUNT	HISPANIC DROPOUTS	HISPANIC DROPOUT RATE	TOTALS PUPIL COUNT	TOTALS DROPOUTS	TOTALS DROPOUT RATE
8TH GRADE MALE	0	0	0	1	0	0	1	0	0	53	0	0	38	0	0	93	0	0
8TH GRADE FEMALE	0	0	0	0	0	0	0	0	0	58	0	0	27	0	0	85	0	0
8TH GRADE TOTAL	0	0	0	1	0	0	1	0	0	111	0	0	65	0	0	178	0	0
9TH GRADE MALE	0	0	0	1	0	0	0	0	0	38	0	0	21	1	4.8	60	1	1.7
9TH GRADE FEMALE	1	0	0	0	0	0	1	0	0	51	0	0	32	3	9.4	85	3	3.5
9TH GRADE TOTAL	1	0	0	1	0	0	1	0	0	89	0	0	53	4	7.5	145	4	2.8
10TH GRADE MALE	1	0	0	0	0	0	1	0	0	51	2	3.9	28	1	3.6	81	3	3.7
10TH GRADE FEMALE	0	0	0	1	0	0	0	0	0	56	1	1.8	19	2	10.5	76	3	3.9
10TH GRADE TOTAL	1	0	0	1	0	0	1	0	0	107	3	2.8	47	3	6.4	157	6	3.8
11TH GRADE MALE	1	0	0	0	0	0	2	0	0	46	4	8.7	26	0	0	75	4	5.3
11TH GRADE FEMALE	0	0	0	1	0	0	0	0	0	40	1	2.5	25	1	4	66	2	3
11TH GRADE TOTAL	1	0	0	1	0	0	2	0	0	86	5	5.8	51	1	2	141	6	4.3
12TH GRADE MALE	0	0	0	0	0	0	1	0	0	28	0	0	21	4	19	50	4	8
12TH GRADE FEMALE	1	0	0	1	0	0	0	0	0	39	3	7.7	23	5	21.7	64	8	12.5
12TH GRADE TOTAL	1	0	0	1	0	0	1	0	0	67	3	4.5	44	9	20.5	114	12	10.5
DISTRICT TOTAL MALE	2	0	0	2	0	0	5	0	0	275	6	2.2	174	6	3.4	458	12	2.6
DISTRICT TOTAL FEMALE	2	0	0	3	0	0	3	0	0	301	5	1.7	160	11	6.9	469	16	3.4
DISTRICT TOTAL	4	0	0	5	0	0	8	0	0	576	11	1.9	334	17	5.1	927	28	3
DISTRICT TOTALS (ALTERNATIVE SCHOOLS ONLY)																		
DISTRICT TOTAL MALE	0	0	0	0	0	0	0	0	0	0	0	0	0	0	0	0	0	0
DISTRICT TOTAL FEMALE	0	0	0	0	0	0	0	0	0	0	0	0	0	0	0	0	0	0
DISTRICT TOTAL	0	0	0	0	0	0	0	0	0	0	0	0	0	0	0	0	0	0
DISTRICT:	3120	GREELEY 6																
DISTRICT TOTALS (INCLUDING ALTERNATIVE SCHOOLS)																		
7TH GRADE MALE	7	0	0	5	0	0	7	0	0	365	1	0.3	388	2	0.5	772	3	0.4
7TH GRADE FEMALE	3	0	0	8	0	0	10	0	0	296	0	0	345	1	0.3	662	1	0.2
7TH GRADE TOTAL	10	0	0	13	0	0	17	0	0	661	1	0.2	733	3	0.4	1,434	4	0.3
8TH GRADE MALE	9	1	11.1	7	0	0	12	1	8.3	399	3	0.8	400	5	1.3	827	10	1.2
8TH GRADE FEMALE	6	0	0	4	0	0	6	0	0	367	4	1.1	341	8	2.3	724	12	1.7
8TH GRADE TOTAL	15	1	6.7	11	0	0	18	1	5.6	766	7	0.9	741	13	1.8	1,551	22	1.4
9TH GRADE MALE	6	0	0	12	0	0	6	0	0	389	5	1.3	321	7	2.2	734	12	1.6
9TH GRADE FEMALE	6	0	0	8	2	25	7	0	0	388	4	1	314	7	2.2	723	13	1.8
9TH GRADE TOTAL	12	0	0	20	2	10	13	0	0	777	9	1.2	635	14	2.2	1,457	25	1.7
10TH GRADE MALE	5	2	40	9	0	0	10	0	0	392	15	3.8	322	47	14.6	738	64	8.7
10TH GRADE FEMALE	5	0	0	12	3	25	8	0	0	383	6	1.6	340	39	11.5	748	48	6.4
10TH GRADE TOTAL	10	2	20	21	3	14.3	18	0	0	775	21	2.7	662	86	13	1,486	112	7.5
11TH GRADE MALE	0	0	0	3	0	0	8	0	0	345	15	4.3	245	30	12.2	601	45	7.5
11TH GRADE FEMALE	5	0	0	7	0	0	4	1	25	328	6	1.8	202	26	12.9	546	33	6
11TH GRADE TOTAL	5	0	0	10	0	0	12	1	8.3	673	21	3.1	447	56	12.5	1,147	78	6.8
12TH GRADE MALE	3	0	0	10	2	20	9	0	0	374	15	4	204	24	11.8	600	41	6.8
12TH GRADE FEMALE	7	0	0	7	0	0	9	0	0	356	8	2.2	201	17	8.5	580	25	4.3
12TH GRADE TOTAL	10	0	0	17	2	11.8	18	0	0	730	23	3.2	405	41	10.1	1,180	66	5.6
DISTRICT TOTAL MALE	30	3	10	46	2	4.3	52	1	1.9	2,264	54	2.4	1,880	115	6.1	4,272	175	4.1
DISTRICT TOTAL FEMALE	32	0	0	46	5	10.9	44	1	2.3	2,118	28	1.3	1,743	98	5.6	3,983	132	3.3
DISTRICT TOTAL	62	3	4.8	92	7	7.6	96	2	2.1	4,382	82	1.9	3,623	213	5.9	8,255	307	3.7
DISTRICT TOTALS (EXCLUDING ALTERNATIVE SCHOOLS)																		
7TH GRADE MALE	7	0	0	5	0	0	7	0	0	365	1	0.3	388	2	0.5	772	3	0.4
7TH GRADE FEMALE	3	0	0	8	0	0	10	0	0	296	0	0	345	1	0.3	662	1	0.2
7TH GRADE TOTAL	10	0	0	13	0	0	17	0	0	661	1	0.2	733	3	0.4	1,434	4	0.3



2/5/2006 COLORADO DEPARTMENT OF EDUCATION PAGE : 1
 2003-2004 STATE DROPOUT COUNTS BY DISTRICT

	AMERICAN INDIAN OR ALASKAN NATIVE	AMERICAN INDIAN OR ALASKAN NATIVE	AMERICAN INDIAN OR ALASKAN NATIVE	ASIAN PACIFIC ISLANDER	ASIAN PACIFIC ISLANDER	ASIAN PACIFIC ISLANDER	BLACK NOT OF HISPANIC ORIGIN	BLACK NOT OF HISPANIC ORIGIN	BLACK NOT OF HISPANIC ORIGIN	WHITE NOT OF HISPANIC ORIGIN	WHITE NOT OF HISPANIC ORIGIN	WHITE NOT OF HISPANIC ORIGIN	HISPANIC PUPIL COUNT	HISPANIC DROPOUTS	HISPANIC DROPOUT RATE	TOTALS PUPIL COUNT	TOTALS DROPOUTS	TOTALS DROPOUT RATE	
8TH GRADE MALE	9	1	11.1	7	0	0	12	1	8.3	399	3	0.8	400	5	1.3	827	10	1.2	
8TH GRADE FEMALE	6	0	0	4	0	0	6	0	0	367	4	1.1	340	7	2.1	723	11	1.5	
8TH GRADE TOTAL	15	1	6.7	11	0	0	18	1	5.6	766	7	0.9	740	12	1.6	1,550	21	1.4	
9TH GRADE MALE	6	0	0	12	0	0	6	0	0	380	1	0.3	303	2	0.7	707	3	0.4	
9TH GRADE FEMALE	6	0	0	8	2	25	6	0	0	381	2	0.5	291	3	1	692	7	1	
9TH GRADE TOTAL	12	0	0	20	2	10	12	0	0	761	3	0.4	594	5	0.8	1,399	10	0.7	
10TH GRADE MALE	5	2	40	9	0	0	10	0	0	381	13	3.4	299	38	12.7	704	53	7.5	
10TH GRADE FEMALE	5	0	0	12	3	25	8	0	0	371	3	0.8	303	32	10.6	699	38	5.4	
10TH GRADE TOTAL	10	2	20	21	3	14.3	18	0	0	752	16	2.1	602	70	11.6	1,403	91	6.5	
11TH GRADE MALE	0	0	0	3	0	0	8	0	0	339	13	3.8	231	28	12.1	581	41	7.1	
11TH GRADE FEMALE	5	0	0	7	0	0	3	0	0	321	6	1.9	181	18	9.9	517	24	4.6	
11TH GRADE TOTAL	5	0	0	10	0	0	11	0	0	660	19	2.9	412	46	11.2	1,098	65	5.9	
12TH GRADE MALE	3	0	0	10	2	20	9	0	0	367	12	3.3	187	17	9.1	576	31	5.4	
12TH GRADE FEMALE	7	0	0	7	0	0	8	0	0	348	5	1.4	191	14	7.3	561	19	3.4	
12TH GRADE TOTAL	10	0	0	17	2	11.8	17	0	0	715	17	2.4	378	31	8.2	1,137	50	4.4	
DISTRICT TOTAL MALE	30	3	10	46	2	4.3	52	1	1.9	2,231	43	1.9	1,808	92	5.1	4,167	141	3.4	
DISTRICT TOTAL FEMALE	32	0	0	46	5	10.9	41	0	0	2,084	20	1	1,651	75	4.5	3,854	100	2.6	
DISTRICT TOTAL	62	3	4.8	92	7	7.6	93	1	1.1	4,315	63	1.5	3,459	167	4.8	8,021	241	3	
DISTRICT TOTALS (ALTERNATIVE SCHOOLS ONLY)																			
8TH GRADE MALE	0	0	0	0	0	0	0	0	0	0	0	0	0	0	0	0	0	0	
8TH GRADE FEMALE	0	0	0	0	0	0	0	0	0	0	0	0	1	1	100	1	1	100	
8TH GRADE TOTAL	0	0	0	0	0	0	0	0	0	0	0	0	1	1	100	1	1	100	
9TH GRADE MALE	0	0	0	0	0	0	0	0	0	9	4	44.4	18	5	27.8	27	9	33.3	
9TH GRADE FEMALE	0	0	0	0	0	0	1	0	0	7	2	28.6	23	4	17.4	31	6	19.4	
9TH GRADE TOTAL	0	0	0	0	0	0	1	0	0	16	6	37.5	41	9	22	58	15	25.9	
10TH GRADE MALE	0	0	0	0	0	0	0	0	0	11	2	18.2	23	9	39.1	34	11	32.4	
10TH GRADE FEMALE	0	0	0	0	0	0	0	0	0	12	3	25	37	7	18.9	49	10	20.4	
10TH GRADE TOTAL	0	0	0	0	0	0	0	0	0	23	5	21.7	60	16	26.7	83	21	25.3	
11TH GRADE MALE	0	0	0	0	0	0	0	0	0	6	2	33.3	14	2	14.3	20	4	20	
11TH GRADE FEMALE	0	0	0	0	0	0	1	1	100	7	0	0	21	8	38.1	29	9	31	
11TH GRADE TOTAL	0	0	0	0	0	0	1	1	100	13	2	15.4	35	10	28.6	49	13	26.5	
12TH GRADE MALE	0	0	0	0	0	0	0	0	0	7	3	42.9	17	7	41.2	24	10	41.7	
12TH GRADE FEMALE	0	0	0	0	0	0	1	0	0	8	3	37.5	10	3	30	19	6	31.6	
12TH GRADE TOTAL	0	0	0	0	0	0	1	0	0	15	6	40	27	10	37	43	16	37.2	
DISTRICT TOTAL MALE	0	0	0	0	0	0	0	0	0	33	11	33.3	72	23	31.9	105	34	32.4	
DISTRICT TOTAL FEMALE	0	0	0	0	0	0	3	1	33.3	34	8	23.5	92	23	25	129	32	24.8	
DISTRICT TOTAL	0	0	0	0	0	0	3	1	33.3	67	19	28.4	164	46	28	234	66	28.2	
DISTRICT: 3130 PLATTE VALLEY RE-7																			
DISTRICT TOTALS (INCLUDING ALTERNATIVE SCHOOLS)																			
7TH GRADE MALE	0	0	0	1	0	0	0	0	0	48	0	0	18	0	0	67	0	0	
7TH GRADE FEMALE	0	0	0	1	0	0	0	0	0	42	0	0	8	1	12.5	51	1	2	
7TH GRADE TOTAL	0	0	0	2	0	0	0	0	0	90	0	0	26	1	3.8	118	1	0.8	
8TH GRADE MALE	2	0	0	0	0	0	1	0	0	35	0	0	19	1	5.3	57	1	1.8	
8TH GRADE FEMALE	0	0	0	1	0	0	0	0	0	23	0	0	15	0	0	39	0	0	
8TH GRADE TOTAL	2	0	0	1	0	0	1	0	0	58	0	0	34	1	2.9	96	1	1	
9TH GRADE MALE	1	0	0	2	0	0	0	0	0	33	0	0	18	1	5.6	54	1	1.9	
9TH GRADE FEMALE	0	0	0	0	0	0	0	0	0	39	0	0	11	0	0	50	0	0	
9TH GRADE TOTAL	1	0	0	2	0	0	0	0	0	72	0	0	29	1	3.4	104	1	1	
10TH GRADE MALE	0	0	0	0	0	0	0	0	0	31	0	0	7	0	0	38	0	0	

2/5/2006 COLORADO DEPARTMENT OF EDUCATION PAGE : 1
 2003-2004 STATE DROPOUT COUNTS BY DISTRICT

	AMERICAN INDIAN OR ALASKAN NATIVE	AMERICAN INDIAN OR ALASKAN NATIVE	AMERICAN INDIAN OR ALASKAN NATIVE	ASIAN PACIFIC ISLANDER	ASIAN PACIFIC ISLANDER	ASIAN PACIFIC ISLANDER	BLACK NOT OF HISPANIC ORIGIN	BLACK NOT OF HISPANIC ORIGIN	BLACK NOT OF HISPANIC ORIGIN	WHITE NOT OF HISPANIC ORIGIN	WHITE NOT OF HISPANIC ORIGIN	WHITE NOT OF HISPANIC ORIGIN	HISPANIC PUPIL COUNT	HISPANIC DROPOUTS	HISPANIC DROPOUT RATE	TOTALS PUPIL COUNT	TOTALS DROPOUTS	TOTALS DROPOUT RATE	
10TH GRADE FEMALE	0	0	0	0	0	0	0	0	0	35	1	2.9	13	1	7.7	48	2	4.2	
10TH GRADE TOTAL	0	0	0	0	0	0	0	0	0	66	1	1.5	20	1	5	86	2	2.3	
11TH GRADE MALE	0	0	0	1	0	0	0	0	0	31	0	0	10	2	20	42	2	4.8	
11TH GRADE FEMALE	3	0	0	0	0	0	0	0	0	37	1	2.7	5	0	0	45	1	2.2	
11TH GRADE TOTAL	3	0	0	1	0	0	0	0	0	68	1	1.5	15	2	13.3	87	3	3.4	
12TH GRADE MALE	0	0	0	0	0	0	0	0	0	32	0	0	10	2	20	42	2	4.8	
12TH GRADE FEMALE	0	0	0	1	0	0	0	0	0	32	0	0	5	2	40	38	2	5.3	
12TH GRADE TOTAL	0	0	0	1	0	0	0	0	0	64	0	0	15	4	26.7	80	4	5	
DISTRICT TOTAL MALE	3	0	0	4	0	0	1	0	0	210	0	0	82	6	7.3	300	6	2	
DISTRICT TOTAL FEMALE	3	0	0	3	0	0	0	0	0	208	2	1	57	4	7	271	6	2.2	
DISTRICT TOTAL	6	0	0	7	0	0	1	0	0	418	2	0.5	139	10	7.2	571	12	2.1	
DISTRICT TOTALS (EXCLUDING ALTERNATIVE SCHOOLS)																			
7TH GRADE MALE	0	0	0	1	0	0	0	0	0	48	0	0	18	0	0	67	0	0	
7TH GRADE FEMALE	0	0	0	1	0	0	0	0	0	42	0	0	8	1	12.5	51	1	2	
7TH GRADE TOTAL	0	0	0	2	0	0	0	0	0	90	0	0	26	1	3.8	118	1	0.8	
8TH GRADE MALE	2	0	0	0	0	0	1	0	0	35	0	0	19	1	5.3	57	1	1.8	
8TH GRADE FEMALE	0	0	0	1	0	0	0	0	0	23	0	0	15	0	0	39	0	0	
8TH GRADE TOTAL	2	0	0	1	0	0	1	0	0	58	0	0	34	1	2.9	96	1	1	
9TH GRADE MALE	1	0	0	2	0	0	0	0	0	33	0	0	18	1	5.6	54	1	1.9	
9TH GRADE FEMALE	0	0	0	0	0	0	0	0	0	39	0	0	11	0	0	50	0	0	
9TH GRADE TOTAL	1	0	0	2	0	0	0	0	0	72	0	0	29	1	3.4	104	1	1	
10TH GRADE MALE	0	0	0	0	0	0	0	0	0	31	0	0	7	0	0	38	0	0	
10TH GRADE FEMALE	0	0	0	0	0	0	0	0	0	35	1	2.9	13	1	7.7	48	2	4.2	
10TH GRADE TOTAL	0	0	0	0	0	0	0	0	0	66	1	1.5	20	1	5	86	2	2.3	
11TH GRADE MALE	0	0	0	1	0	0	0	0	0	31	0	0	10	2	20	42	2	4.8	
11TH GRADE FEMALE	3	0	0	0	0	0	0	0	0	37	1	2.7	5	0	0	45	1	2.2	
11TH GRADE TOTAL	3	0	0	1	0	0	0	0	0	68	1	1.5	15	2	13.3	87	3	3.4	
12TH GRADE MALE	0	0	0	0	0	0	0	0	0	32	0	0	10	2	20	42	2	4.8	
12TH GRADE FEMALE	0	0	0	1	0	0	0	0	0	32	0	0	5	2	40	38	2	5.3	
12TH GRADE TOTAL	0	0	0	1	0	0	0	0	0	64	0	0	15	4	26.7	80	4	5	
DISTRICT TOTAL MALE	3	0	0	4	0	0	1	0	0	210	0	0	82	6	7.3	300	6	2	
DISTRICT TOTAL FEMALE	3	0	0	3	0	0	0	0	0	208	2	1	57	4	7	271	6	2.2	
DISTRICT TOTAL	6	0	0	7	0	0	1	0	0	418	2	0.5	139	10	7.2	571	12	2.1	
DISTRICT TOTALS (ALTERNATIVE SCHOOLS ONLY)																			
DISTRICT TOTAL MALE	0	0	0	0	0	0	0	0	0	0	0	0	0	0	0	0	0	0	
DISTRICT TOTAL FEMALE	0	0	0	0	0	0	0	0	0	0	0	0	0	0	0	0	0	0	
DISTRICT TOTAL	0	0	0	0	0	0	0	0	0	0	0	0	0	0	0	0	0	0	
DISTRICT: 3140 WELD COUNTY S/D RE-8																			
DISTRICT TOTALS (INCLUDING ALTERNATIVE SCHOOLS)																			
7TH GRADE MALE	0	0	0	0	0	0	1	0	0	59	2	3.4	64	0	0	124	2	1.6	
7TH GRADE FEMALE	0	0	0	0	0	0	0	0	0	32	0	0	73	1	1.4	105	1	1	
7TH GRADE TOTAL	0	0	0	0	0	0	1	0	0	91	2	2.2	137	1	0.7	229	3	1.3	
8TH GRADE MALE	0	0	0	0	0	0	2	0	0	38	0	0	70	0	0	110	0	0	
8TH GRADE FEMALE	0	0	0	1	0	0	1	0	0	44	0	0	61	1	1.6	107	1	0.9	
8TH GRADE TOTAL	0	0	0	1	0	0	3	0	0	82	0	0	131	1	0.8	217	1	0.5	
9TH GRADE MALE	1	0	0	0	0	0	2	0	0	49	4	8.2	48	2	4.2	100	6	6	
9TH GRADE FEMALE	1	0	0	0	0	0	0	0	0	42	1	2.4	50	3	6	93	4	4.3	
9TH GRADE TOTAL	2	0	0	0	0	0	2	0	0	91	5	5.5	98	5	5.1	193	10	5.2	
10TH GRADE MALE	1	0	0	1	0	0	3	0	0	45	2	4.4	45	3	6.7	95	5	5.3	

2/5/2006 COLORADO DEPARTMENT OF EDUCATION PAGE : 1
 2003-2004 STATE DROPOUT COUNTS BY DISTRICT


	AMERICAN INDIAN OR ALASKAN NATIVE	AMERICAN INDIAN OR ALASKAN NATIVE	AMERICAN INDIAN OR ALASKAN NATIVE	ASIAN PACIFIC ISLANDER	ASIAN PACIFIC ISLANDER	ASIAN PACIFIC ISLANDER	BLACK NOT OF HISPANIC ORIGIN	BLACK NOT OF HISPANIC ORIGIN	BLACK NOT OF HISPANIC ORIGIN	WHITE NOT OF HISPANIC ORIGIN	WHITE NOT OF HISPANIC ORIGIN	WHITE NOT OF HISPANIC ORIGIN	HISPANIC PUPIL COUNT	HISPANIC DROPOUTS	HISPANIC DROPOUT RATE	TOTALS PUPIL COUNT	TOTALS DROPOUTS	TOTALS DROPOUT RATE	
10TH GRADE FEMALE	0	0	0	0	0	0	1	0	0	44	3	6.8	56	3	5.4	101	6	5.9	
10TH GRADE TOTAL	1	0	0	1	0	0	4	0	0	89	5	5.6	101	6	5.9	196	11	5.6	
11TH GRADE MALE	0	0	0	0	0	0	1	0	0	66	2	3	45	3	6.7	112	5	4.5	
11TH GRADE FEMALE	1	0	0	0	0	0	2	0	0	24	0	0	47	5	10.6	74	5	6.8	
11TH GRADE TOTAL	1	0	0	0	0	0	3	0	0	90	2	2.2	92	8	8.7	186	10	5.4	
12TH GRADE MALE	0	0	0	3	0	0	0	0	0	42	2	4.8	51	6	11.8	96	8	8.3	
12TH GRADE FEMALE	0	0	0	5	0	0	1	0	0	39	0	0	43	1	2.3	88	1	1.1	
12TH GRADE TOTAL	0	0	0	8	0	0	1	0	0	81	2	2.5	94	7	7.4	184	9	4.9	
DISTRICT TOTAL MALE	2	0	0	4	0	0	9	0	0	299	12	4	323	14	4.3	637	26	4.1	
DISTRICT TOTAL FEMALE	2	0	0	6	0	0	5	0	0	225	4	1.8	330	14	4.2	568	18	3.2	
DISTRICT TOTAL	4	0	0	10	0	0	14	0	0	524	16	3.1	653	28	4.3	1,205	44	3.7	
DISTRICT TOTALS (EXCLUDING ALTERNATIVE SCHOOLS)																			
7TH GRADE MALE	0	0	0	0	0	0	1	0	0	59	2	3.4	64	0	0	124	2	1.6	
7TH GRADE FEMALE	0	0	0	0	0	0	0	0	0	32	0	0	73	1	1.4	105	1	1	
7TH GRADE TOTAL	0	0	0	0	0	0	1	0	0	91	2	2.2	137	1	0.7	229	3	1.3	
8TH GRADE MALE	0	0	0	0	0	0	2	0	0	38	0	0	70	0	0	110	0	0	
8TH GRADE FEMALE	0	0	0	1	0	0	1	0	0	44	0	0	61	1	1.6	107	1	0.9	
8TH GRADE TOTAL	0	0	0	1	0	0	3	0	0	82	0	0	131	1	0.8	217	1	0.5	
9TH GRADE MALE	1	0	0	0	0	0	2	0	0	49	4	8.2	48	2	4.2	100	6	6	
9TH GRADE FEMALE	1	0	0	0	0	0	0	0	0	42	1	2.4	50	3	6	93	4	4.3	
9TH GRADE TOTAL	2	0	0	0	0	0	2	0	0	91	5	5.5	98	5	5.1	193	10	5.2	
10TH GRADE MALE	1	0	0	1	0	0	3	0	0	45	2	4.4	45	3	6.7	95	5	5.3	
10TH GRADE FEMALE	0	0	0	0	0	0	1	0	0	44	3	6.8	56	3	5.4	101	6	5.9	
10TH GRADE TOTAL	1	0	0	1	0	0	4	0	0	89	5	5.6	101	6	5.9	196	11	5.6	
11TH GRADE MALE	0	0	0	0	0	0	1	0	0	66	2	3	45	3	6.7	112	5	4.5	
11TH GRADE FEMALE	1	0	0	0	0	0	2	0	0	24	0	0	47	5	10.6	74	5	6.8	
11TH GRADE TOTAL	1	0	0	0	0	0	3	0	0	90	2	2.2	92	8	8.7	186	10	5.4	
12TH GRADE MALE	0	0	0	3	0	0	0	0	0	42	2	4.8	51	6	11.8	96	8	8.3	
12TH GRADE FEMALE	0	0	0	5	0	0	1	0	0	39	0	0	43	1	2.3	88	1	1.1	
12TH GRADE TOTAL	0	0	0	8	0	0	1	0	0	81	2	2.5	94	7	7.4	184	9	4.9	
DISTRICT TOTAL MALE	2	0	0	4	0	0	9	0	0	299	12	4	323	14	4.3	637	26	4.1	
DISTRICT TOTAL FEMALE	2	0	0	6	0	0	5	0	0	225	4	1.8	330	14	4.2	568	18	3.2	
DISTRICT TOTAL	4	0	0	10	0	0	14	0	0	524	16	3.1	653	28	4.3	1,205	44	3.7	
DISTRICT TOTALS (ALTERNATIVE SCHOOLS ONLY)																			
DISTRICT TOTAL MALE	0	0	0	0	0	0	0	0	0	0	0	0	0	0	0	0	0	0	
DISTRICT TOTAL FEMALE	0	0	0	0	0	0	0	0	0	0	0	0	0	0	0	0	0	0	
DISTRICT TOTAL	0	0	0	0	0	0	0	0	0	0	0	0	0	0	0	0	0	0	
DISTRICT: 3145 AULT-HIGHLAND RE-9																			
DISTRICT TOTALS (INCLUDING ALTERNATIVE SCHOOLS)																			
7TH GRADE MALE	1	0	0	0	0	0	1	0	0	22	0	0	15	0	0	39	0	0	
7TH GRADE FEMALE	1	0	0	0	0	0	0	0	0	24	0	0	22	0	0	47	0	0	
7TH GRADE TOTAL	2	0	0	0	0	0	1	0	0	46	0	0	37	0	0	86	0	0	
8TH GRADE MALE	0	0	0	0	0	0	1	0	0	30	0	0	18	0	0	49	0	0	
8TH GRADE FEMALE	1	0	0	1	0	0	0	0	0	25	1	4	16	0	0	43	1	2.3	
8TH GRADE TOTAL	1	0	0	1	0	0	1	0	0	55	1	1.8	34	0	0	92	1	1.1	
9TH GRADE MALE	1	0	0	0	0	0	0	0	0	30	1	3.3	15	0	0	46	1	2.2	
9TH GRADE FEMALE	0	0	0	0	0	0	0	0	0	42	0	0	8	0	0	50	0	0	
9TH GRADE TOTAL	1	0	0	0	0	0	0	0	0	72	1	1.4	23	0	0	96	1	1	
10TH GRADE MALE	1	0	0	0	0	0	0	0	0	34	2	5.9	12	3	25	47	5	10.6	

2/5/2006 COLORADO DEPARTMENT OF EDUCATION PAGE : 1
 2003-2004 STATE DROPOUT COUNTS BY DISTRICT

	AMERICAN INDIAN OR ALASKAN NATIVE	AMERICAN INDIAN OR ALASKAN NATIVE	AMERICAN INDIAN OR ALASKAN NATIVE	ASIAN PACIFIC ISLANDER	ASIAN PACIFIC ISLANDER	ASIAN PACIFIC ISLANDER	BLACK NOT OF HISPANIC ORIGIN	BLACK NOT OF HISPANIC ORIGIN	BLACK NOT OF HISPANIC ORIGIN	WHITE NOT OF HISPANIC ORIGIN	WHITE NOT OF HISPANIC ORIGIN	WHITE NOT OF HISPANIC ORIGIN	HISPANIC PUPIL COUNT	HISPANIC DROPOUTS	HISPANIC DROPOUT RATE	TOTALS PUPIL COUNT	TOTALS DROPOUTS	TOTALS DROPOUT RATE	
10TH GRADE FEMALE	0	0	0	0	0	0	0	0	0	27	1	3.7	8	2	25	35	3	8.6	
10TH GRADE TOTAL	1	0	0	0	0	0	0	0	0	61	3	4.9	20	5	25	82	8	9.8	
11TH GRADE MALE	1	0	0	0	0	0	1	0	0	25	1	4	10	2	20	37	3	8.1	
11TH GRADE FEMALE	0	0	0	0	0	0	0	0	0	28	0	0	13	1	7.7	41	1	2.4	
11TH GRADE TOTAL	1	0	0	0	0	0	1	0	0	53	1	1.9	23	3	13	78	4	5.1	
12TH GRADE MALE	0	0	0	0	0	0	0	0	0	18	2	11.1	9	1	11.1	27	3	11.1	
12TH GRADE FEMALE	1	0	0	1	1	100	0	0	0	29	2	6.9	8	0	0	39	3	7.7	
12TH GRADE TOTAL	1	0	0	1	1	100	0	0	0	47	4	8.5	17	1	5.9	66	6	9.1	
DISTRICT TOTAL MALE	4	0	0	0	0	0	3	0	0	159	6	3.8	79	6	7.6	245	12	4.9	
DISTRICT TOTAL FEMALE	3	0	0	2	1	50	0	0	0	175	4	2.3	75	3	4	255	8	3.1	
DISTRICT TOTAL	7	0	0	2	1	50	3	0	0	334	10	3	154	9	5.8	500	20	4	
DISTRICT TOTALS (EXCLUDING ALTERNATIVE SCHOOLS)																			
7TH GRADE MALE	1	0	0	0	0	0	1	0	0	22	0	0	15	0	0	39	0	0	
7TH GRADE FEMALE	1	0	0	0	0	0	0	0	0	24	0	0	22	0	0	47	0	0	
7TH GRADE TOTAL	2	0	0	0	0	0	1	0	0	46	0	0	37	0	0	86	0	0	
8TH GRADE MALE	0	0	0	0	0	0	0	0	0	30	0	0	18	0	0	49	0	0	
8TH GRADE FEMALE	1	0	0	1	0	0	0	0	0	25	1	4	16	0	0	43	1	2.3	
8TH GRADE TOTAL	1	0	0	1	0	0	0	0	0	55	1	1.8	34	0	0	92	1	1.1	
9TH GRADE MALE	1	0	0	0	0	0	0	0	0	30	1	3.3	15	0	0	46	1	2.2	
9TH GRADE FEMALE	0	0	0	0	0	0	0	0	0	42	0	0	8	0	0	50	0	0	
9TH GRADE TOTAL	1	0	0	0	0	0	0	0	0	72	1	1.4	23	0	0	96	1	1	
10TH GRADE MALE	1	0	0	0	0	0	0	0	0	34	2	5.9	12	3	25	47	5	10.6	
10TH GRADE FEMALE	0	0	0	0	0	0	0	0	0	27	1	3.7	8	2	25	35	3	8.6	
10TH GRADE TOTAL	1	0	0	0	0	0	0	0	0	61	3	4.9	20	5	25	82	8	9.8	
11TH GRADE MALE	1	0	0	0	0	0	0	0	0	25	1	4	10	2	20	37	3	8.1	
11TH GRADE FEMALE	0	0	0	0	0	0	0	0	0	28	0	0	13	1	7.7	41	1	2.4	
11TH GRADE TOTAL	1	0	0	0	0	0	0	0	0	53	1	1.9	23	3	13	78	4	5.1	
12TH GRADE MALE	0	0	0	0	0	0	0	0	0	18	2	11.1	9	1	11.1	27	3	11.1	
12TH GRADE FEMALE	1	0	0	1	1	100	0	0	0	29	2	6.9	8	0	0	39	3	7.7	
12TH GRADE TOTAL	1	0	0	1	1	100	0	0	0	47	4	8.5	17	1	5.9	66	6	9.1	
DISTRICT TOTAL MALE	4	0	0	0	0	0	3	0	0	159	6	3.8	79	6	7.6	245	12	4.9	
DISTRICT TOTAL FEMALE	3	0	0	2	1	50	0	0	0	175	4	2.3	75	3	4	255	8	3.1	
DISTRICT TOTAL	7	0	0	2	1	50	3	0	0	334	10	3	154	9	5.8	500	20	4	
DISTRICT TOTALS (ALTERNATIVE SCHOOLS ONLY)																			
DISTRICT TOTAL MALE	0	0	0	0	0	0	0	0	0	0	0	0	0	0	0	0	0	0	
DISTRICT TOTAL FEMALE	0	0	0	0	0	0	0	0	0	0	0	0	0	0	0	0	0	0	
DISTRICT TOTAL	0	0	0	0	0	0	0	0	0	0	0	0	0	0	0	0	0	0	
DISTRICT: 3146 BRIGGS DALE RE-10																			
DISTRICT TOTALS (INCLUDING ALTERNATIVE SCHOOLS)																			
7TH GRADE MALE	0	0	0	0	0	0	0	0	0	5	0	0	1	0	0	6	0	0	
7TH GRADE FEMALE	0	0	0	1	0	0	0	0	0	2	0	0	0	0	0	3	0	0	
7TH GRADE TOTAL	0	0	0	1	0	0	0	0	0	7	0	0	1	0	0	9	0	0	
8TH GRADE MALE	0	0	0	1	0	0	0	0	0	5	0	0	1	0	0	7	0	0	
8TH GRADE FEMALE	0	0	0	0	0	0	0	0	0	6	0	0	0	0	0	6	0	0	
8TH GRADE TOTAL	0	0	0	1	0	0	0	0	0	11	0	0	1	0	0	13	0	0	
9TH GRADE MALE	0	0	0	0	0	0	0	0	0	8	0	0	1	0	0	9	0	0	
9TH GRADE FEMALE	0	0	0	0	0	0	0	0	0	5	0	0	3	0	0	8	0	0	
9TH GRADE TOTAL	0	0	0	0	0	0	0	0	0	13	0	0	4	0	0	17	0	0	
10TH GRADE MALE	0	0	0	1	0	0	0	0	0	8	0	0	2	0	0	11	0	0	


2/5/2006 COLORADO DEPARTMENT OF EDUCATION PAGE : 1
 2003-2004 STATE DROPOUT COUNTS BY DISTRICT

	AMERICAN INDIAN OR ALASKAN NATIVE	AMERICAN INDIAN OR ALASKAN NATIVE	AMERICAN INDIAN OR ALASKAN NATIVE	ASIAN PACIFIC ISLANDER	ASIAN PACIFIC ISLANDER	ASIAN PACIFIC ISLANDER	BLACK NOT OF HISPANIC ORIGIN	BLACK NOT OF HISPANIC ORIGIN	BLACK NOT OF HISPANIC ORIGIN	WHITE NOT OF HISPANIC ORIGIN	WHITE NOT OF HISPANIC ORIGIN	WHITE NOT OF HISPANIC ORIGIN	HISPANIC PUPIL COUNT	HISPANIC DROPOUTS	HISPANIC DROPOUT RATE	TOTALS PUPIL COUNT	TOTALS DROPOUTS	TOTALS DROPOUT RATE
10TH GRADE FEMALE	0	0	0	1	0	0	0	0	9	0	0	1	0	0	11	0	0	
10TH GRADE TOTAL	0	0	0	2	0	0	0	0	17	0	0	3	0	0	22	0	0	
11TH GRADE MALE	0	0	0	0	0	0	0	0	5	0	0	0	0	0	5	0	0	
11TH GRADE FEMALE	0	0	0	0	0	0	0	0	3	0	0	1	0	0	4	0	0	
11TH GRADE TOTAL	0	0	0	0	0	0	0	0	8	0	0	1	0	0	9	0	0	
12TH GRADE MALE	0	0	0	0	0	0	0	0	5	0	0	0	0	0	5	0	0	
12TH GRADE FEMALE	0	0	0	0	0	0	0	0	5	0	0	0	0	0	5	0	0	
12TH GRADE TOTAL	0	0	0	0	0	0	0	0	10	0	0	0	0	0	10	0	0	
DISTRICT TOTAL MALE	0	0	0	2	0	0	0	0	36	0	0	5	0	0	43	0	0	
DISTRICT TOTAL FEMALE	0	0	0	2	0	0	0	0	30	0	0	5	0	0	37	0	0	
DISTRICT TOTAL	0	0	0	4	0	0	0	0	66	0	0	10	0	0	80	0	0	
DISTRICT TOTALS (EXCLUDING ALTERNATIVE SCHOOLS)																		
7TH GRADE MALE	0	0	0	0	0	0	0	0	5	0	0	1	0	0	6	0	0	
7TH GRADE FEMALE	0	0	0	1	0	0	0	0	2	0	0	0	0	0	3	0	0	
7TH GRADE TOTAL	0	0	0	1	0	0	0	0	7	0	0	1	0	0	9	0	0	
8TH GRADE MALE	0	0	0	1	0	0	0	0	5	0	0	1	0	0	7	0	0	
8TH GRADE FEMALE	0	0	0	0	0	0	0	0	6	0	0	0	0	0	6	0	0	
8TH GRADE TOTAL	0	0	0	1	0	0	0	0	11	0	0	1	0	0	13	0	0	
9TH GRADE MALE	0	0	0	0	0	0	0	0	8	0	0	1	0	0	9	0	0	
9TH GRADE FEMALE	0	0	0	0	0	0	0	0	5	0	0	3	0	0	8	0	0	
9TH GRADE TOTAL	0	0	0	0	0	0	0	0	13	0	0	4	0	0	17	0	0	
10TH GRADE MALE	0	0	0	1	0	0	0	0	8	0	0	2	0	0	11	0	0	
10TH GRADE FEMALE	0	0	0	1	0	0	0	0	9	0	0	1	0	0	11	0	0	
10TH GRADE TOTAL	0	0	0	2	0	0	0	0	17	0	0	3	0	0	22	0	0	
11TH GRADE MALE	0	0	0	0	0	0	0	0	5	0	0	0	0	0	5	0	0	
11TH GRADE FEMALE	0	0	0	0	0	0	0	0	3	0	0	1	0	0	4	0	0	
11TH GRADE TOTAL	0	0	0	0	0	0	0	0	8	0	0	1	0	0	9	0	0	
12TH GRADE MALE	0	0	0	0	0	0	0	0	5	0	0	0	0	0	5	0	0	
12TH GRADE FEMALE	0	0	0	0	0	0	0	0	5	0	0	0	0	0	5	0	0	
12TH GRADE TOTAL	0	0	0	0	0	0	0	0	10	0	0	0	0	0	10	0	0	
DISTRICT TOTAL MALE	0	0	0	2	0	0	0	0	36	0	0	5	0	0	43	0	0	
DISTRICT TOTAL FEMALE	0	0	0	2	0	0	0	0	30	0	0	5	0	0	37	0	0	
DISTRICT TOTAL	0	0	0	4	0	0	0	0	66	0	0	10	0	0	80	0	0	
DISTRICT TOTALS (ALTERNATIVE SCHOOLS ONLY)																		
DISTRICT TOTAL MALE	0	0	0	0	0	0	0	0	0	0	0	0	0	0	0	0	0	
DISTRICT TOTAL FEMALE	0	0	0	0	0	0	0	0	0	0	0	0	0	0	0	0	0	
DISTRICT TOTAL	0	0	0	0	0	0	0	0	0	0	0	0	0	0	0	0	0	
DISTRICT:	3147	PRAIRIE RE-11																
DISTRICT TOTALS (INCLUDING ALTERNATIVE SCHOOLS)																		
7TH GRADE MALE	0	0	0	0	0	0	0	0	6	0	0	0	0	0	6	0	0	
7TH GRADE FEMALE	0	0	0	0	0	0	0	0	9	0	0	0	0	0	9	0	0	
7TH GRADE TOTAL	0	0	0	0	0	0	0	0	15	0	0	0	0	0	15	0	0	
8TH GRADE MALE	1	0	0	0	0	0	0	0	3	0	0	2	0	0	6	0	0	
8TH GRADE FEMALE	0	0	0	0	0	0	0	0	3	0	0	0	0	0	3	0	0	
8TH GRADE TOTAL	1	0	0	0	0	0	0	0	6	0	0	2	0	0	9	0	0	
9TH GRADE MALE	0	0	0	0	0	0	0	0	3	0	0	3	0	0	6	0	0	
9TH GRADE FEMALE	0	0	0	0	0	0	0	0	5	0	0	0	0	0	5	0	0	
9TH GRADE TOTAL	0	0	0	0	0	0	0	0	8	0	0	3	0	0	11	0	0	
10TH GRADE MALE	0	0	0	0	0	0	0	0	3	0	0	0	0	0	3	0	0	




2/5/2006 COLORADO DEPARTMENT OF EDUCATION PAGE : 1
 2003-2004 STATE DROPOUT COUNTS BY DISTRICT

	AMERICAN INDIAN OR ALASKAN NATIVE	AMERICAN INDIAN OR ALASKAN NATIVE	AMERICAN INDIAN OR ALASKAN NATIVE	ASIAN PACIFIC ISLANDER	ASIAN PACIFIC ISLANDER	ASIAN PACIFIC ISLANDER	BLACK NOT OF HISPANIC ORIGIN	BLACK NOT OF HISPANIC ORIGIN	BLACK NOT OF HISPANIC ORIGIN	WHITE NOT OF HISPANIC ORIGIN	WHITE NOT OF HISPANIC ORIGIN	WHITE NOT OF HISPANIC ORIGIN	HISPANIC PUPIL COUNT	HISPANIC DROPOUTS	HISPANIC DROPOUT RATE	TOTALS PUPIL COUNT	TOTALS DROPOUTS	TOTALS DROPOUT RATE
10TH GRADE FEMALE	0	0	0	0	0	0	0	0	0	4	0	0	0	0	0	4	0	0
10TH GRADE TOTAL	0	0	0	0	0	0	0	0	0	7	0	0	0	0	0	7	0	0
11TH GRADE MALE	1	0	0	0	0	0	0	0	0	5	0	0	1	0	0	7	0	0
11TH GRADE FEMALE	0	0	0	0	0	0	0	0	0	8	0	0	0	0	0	8	0	0
11TH GRADE TOTAL	1	0	0	0	0	0	0	0	0	13	0	0	1	0	0	15	0	0
12TH GRADE MALE	0	0	0	0	0	0	0	0	0	6	0	0	0	0	0	6	0	0
12TH GRADE FEMALE	0	0	0	0	0	0	0	0	0	3	0	0	0	0	0	3	0	0
12TH GRADE TOTAL	0	0	0	0	0	0	0	0	0	9	0	0	0	0	0	9	0	0
DISTRICT TOTAL MALE	2	0	0	0	0	0	0	0	0	26	0	0	6	0	0	34	0	0
DISTRICT TOTAL FEMALE	0	0	0	0	0	0	0	0	0	32	0	0	0	0	0	32	0	0
DISTRICT TOTAL	2	0	0	0	0	0	0	0	0	58	0	0	6	0	0	66	0	0
DISTRICT TOTALS (EXCLUDING ALTERNATIVE SCHOOLS)																		
7TH GRADE MALE	0	0	0	0	0	0	0	0	0	6	0	0	0	0	0	6	0	0
7TH GRADE FEMALE	0	0	0	0	0	0	0	0	0	9	0	0	0	0	0	9	0	0
7TH GRADE TOTAL	0	0	0	0	0	0	0	0	0	15	0	0	0	0	0	15	0	0
8TH GRADE MALE	1	0	0	0	0	0	0	0	0	3	0	0	2	0	0	6	0	0
8TH GRADE FEMALE	0	0	0	0	0	0	0	0	0	3	0	0	0	0	0	3	0	0
8TH GRADE TOTAL	1	0	0	0	0	0	0	0	0	6	0	0	2	0	0	9	0	0
9TH GRADE MALE	0	0	0	0	0	0	0	0	0	3	0	0	3	0	0	6	0	0
9TH GRADE FEMALE	0	0	0	0	0	0	0	0	0	5	0	0	0	0	0	5	0	0
9TH GRADE TOTAL	0	0	0	0	0	0	0	0	0	8	0	0	3	0	0	11	0	0
10TH GRADE MALE	0	0	0	0	0	0	0	0	0	3	0	0	0	0	0	3	0	0
10TH GRADE FEMALE	0	0	0	0	0	0	0	0	0	4	0	0	0	0	0	4	0	0
10TH GRADE TOTAL	0	0	0	0	0	0	0	0	0	7	0	0	0	0	0	7	0	0
11TH GRADE MALE	1	0	0	0	0	0	0	0	0	5	0	0	1	0	0	7	0	0
11TH GRADE FEMALE	0	0	0	0	0	0	0	0	0	8	0	0	0	0	0	8	0	0
11TH GRADE TOTAL	1	0	0	0	0	0	0	0	0	13	0	0	1	0	0	15	0	0
12TH GRADE MALE	0	0	0	0	0	0	0	0	0	6	0	0	0	0	0	6	0	0
12TH GRADE FEMALE	0	0	0	0	0	0	0	0	0	3	0	0	0	0	0	3	0	0
12TH GRADE TOTAL	0	0	0	0	0	0	0	0	0	9	0	0	0	0	0	9	0	0
DISTRICT TOTAL MALE	2	0	0	0	0	0	0	0	0	26	0	0	6	0	0	34	0	0
DISTRICT TOTAL FEMALE	0	0	0	0	0	0	0	0	0	32	0	0	0	0	0	32	0	0
DISTRICT TOTAL	2	0	0	0	0	0	0	0	0	58	0	0	6	0	0	66	0	0
DISTRICT TOTALS (ALTERNATIVE SCHOOLS ONLY)																		
DISTRICT TOTAL MALE	0	0	0	0	0	0	0	0	0	0	0	0	0	0	0	0	0	0
DISTRICT TOTAL FEMALE	0	0	0	0	0	0	0	0	0	0	0	0	0	0	0	0	0	0
DISTRICT TOTAL	0	0	0	0	0	0	0	0	0	0	0	0	0	0	0	0	0	0
DISTRICT:	3148	PAWNEE RE-12																
DISTRICT TOTALS (INCLUDING ALTERNATIVE SCHOOLS)																		
7TH GRADE MALE	0	0	0	0	0	0	0	0	0	6	0	0	0	0	0	6	0	0
7TH GRADE FEMALE	0	0	0	0	0	0	0	0	0	6	0	0	0	0	0	6	0	0
7TH GRADE TOTAL	0	0	0	0	0	0	0	0	0	12	0	0	0	0	0	12	0	0
8TH GRADE MALE	0	0	0	0	0	0	0	0	0	6	0	0	0	0	0	6	0	0
8TH GRADE FEMALE	0	0	0	0	0	0	0	0	0	6	0	0	0	0	0	6	0	0
8TH GRADE TOTAL	0	0	0	0	0	0	0	0	0	12	0	0	0	0	0	12	0	0
9TH GRADE MALE	0	0	0	0	0	0	0	0	0	5	0	0	0	0	0	5	0	0
9TH GRADE FEMALE	0	0	0	0	0	0	0	0	0	3	0	0	0	0	0	3	0	0
9TH GRADE TOTAL	0	0	0	0	0	0	0	0	0	8	0	0	0	0	0	8	0	0
10TH GRADE MALE	0	0	0	0	0	0	0	0	0	5	0	0	0	0	0	5	0	0



2/5/2006 COLORADO DEPARTMENT OF EDUCATION PAGE : 1
 2003-2004 STATE DROPOUT COUNTS BY DISTRICT

	AMERICAN INDIAN OR ALASKAN NATIVE	AMERICAN INDIAN OR ALASKAN NATIVE	AMERICAN INDIAN OR ALASKAN NATIVE	ASIAN PACIFIC ISLANDER	ASIAN PACIFIC ISLANDER	ASIAN PACIFIC ISLANDER	BLACK NOT OF HISPANIC ORIGIN	BLACK NOT OF HISPANIC ORIGIN	BLACK NOT OF HISPANIC ORIGIN	WHITE NOT OF HISPANIC ORIGIN	WHITE NOT OF HISPANIC ORIGIN	WHITE NOT OF HISPANIC ORIGIN	HISPANIC PUPIL COUNT	HISPANIC DROPOUTS	HISPANIC DROPOUT RATE	TOTALS PUPIL COUNT	TOTALS DROPOUTS	TOTALS DROPOUT RATE	
10TH GRADE FEMALE	0	0	0	0	0	0	0	0	0	3	0	0	2	0	0	5	0	0	
10TH GRADE TOTAL	0	0	0	0	0	0	0	0	0	8	0	0	2	0	0	10	0	0	
11TH GRADE MALE	0	0	0	0	0	0	0	0	0	3	0	0	0	0	0	3	0	0	
11TH GRADE FEMALE	0	0	0	0	0	0	0	0	0	8	0	0	0	0	0	8	0	0	
11TH GRADE TOTAL	0	0	0	0	0	0	0	0	0	11	0	0	0	0	0	11	0	0	
12TH GRADE MALE	0	0	0	0	0	0	0	0	0	7	0	0	0	0	0	7	0	0	
12TH GRADE FEMALE	0	0	0	1	0	0	0	0	0	6	0	0	1	0	0	8	0	0	
12TH GRADE TOTAL	0	0	0	1	0	0	0	0	0	13	0	0	1	0	0	15	0	0	
DISTRICT TOTAL MALE	0	0	0	0	0	0	0	0	0	32	0	0	0	0	0	32	0	0	
DISTRICT TOTAL FEMALE	0	0	0	1	0	0	0	0	0	32	0	0	3	0	0	36	0	0	
DISTRICT TOTAL	0	0	0	1	0	0	0	0	0	64	0	0	3	0	0	68	0	0	
DISTRICT TOTALS (EXCLUDING ALTERNATIVE SCHOOLS)																			
7TH GRADE MALE	0	0	0	0	0	0	0	0	0	6	0	0	0	0	0	6	0	0	
7TH GRADE FEMALE	0	0	0	0	0	0	0	0	0	6	0	0	0	0	0	6	0	0	
7TH GRADE TOTAL	0	0	0	0	0	0	0	0	0	12	0	0	0	0	0	12	0	0	
8TH GRADE MALE	0	0	0	0	0	0	0	0	0	6	0	0	0	0	0	6	0	0	
8TH GRADE FEMALE	0	0	0	0	0	0	0	0	0	6	0	0	0	0	0	6	0	0	
8TH GRADE TOTAL	0	0	0	0	0	0	0	0	0	12	0	0	0	0	0	12	0	0	
9TH GRADE MALE	0	0	0	0	0	0	0	0	0	5	0	0	0	0	0	5	0	0	
9TH GRADE FEMALE	0	0	0	0	0	0	0	0	0	3	0	0	0	0	0	3	0	0	
9TH GRADE TOTAL	0	0	0	0	0	0	0	0	0	8	0	0	0	0	0	8	0	0	
10TH GRADE MALE	0	0	0	0	0	0	0	0	0	5	0	0	0	0	0	5	0	0	
10TH GRADE FEMALE	0	0	0	0	0	0	0	0	0	3	0	0	2	0	0	5	0	0	
10TH GRADE TOTAL	0	0	0	0	0	0	0	0	0	8	0	0	2	0	0	10	0	0	
11TH GRADE MALE	0	0	0	0	0	0	0	0	0	3	0	0	0	0	0	3	0	0	
11TH GRADE FEMALE	0	0	0	0	0	0	0	0	0	8	0	0	0	0	0	8	0	0	
11TH GRADE TOTAL	0	0	0	0	0	0	0	0	0	11	0	0	0	0	0	11	0	0	
12TH GRADE MALE	0	0	0	0	0	0	0	0	0	7	0	0	0	0	0	7	0	0	
12TH GRADE FEMALE	0	0	0	1	0	0	0	0	0	6	0	0	1	0	0	8	0	0	
12TH GRADE TOTAL	0	0	0	1	0	0	0	0	0	13	0	0	1	0	0	15	0	0	
DISTRICT TOTAL MALE	0	0	0	0	0	0	0	0	0	32	0	0	0	0	0	32	0	0	
DISTRICT TOTAL FEMALE	0	0	0	1	0	0	0	0	0	32	0	0	3	0	0	36	0	0	
DISTRICT TOTAL	0	0	0	1	0	0	0	0	0	64	0	0	3	0	0	68	0	0	
DISTRICT TOTALS (ALTERNATIVE SCHOOLS ONLY)																			
DISTRICT TOTAL MALE	0	0	0	0	0	0	0	0	0	0	0	0	0	0	0	0	0	0	
DISTRICT TOTAL FEMALE	0	0	0	0	0	0	0	0	0	0	0	0	0	0	0	0	0	0	
DISTRICT TOTAL	0	0	0	0	0	0	0	0	0	0	0	0	0	0	0	0	0	0	
COUNTY :	63		YUMA																
DISTRICT:	3200	YUMA 1																	
DISTRICT TOTALS (INCLUDING ALTERNATIVE SCHOOLS)																			
7TH GRADE MALE	1	0	0	0	0	0	0	0	0	27	0	0	21	0	0	49	0	0	
7TH GRADE FEMALE	0	0	0	1	0	0	0	0	0	19	0	0	18	1	5.6	38	1	2.6	
7TH GRADE TOTAL	1	0	0	1	0	0	0	0	0	46	0	0	39	1	2.6	87	1	1.1	
8TH GRADE MALE	0	0	0	0	0	0	0	0	0	25	0	0	12	0	0	37	0	0	
8TH GRADE FEMALE	0	0	0	0	0	0	0	0	0	18	0	0	13	2	15.4	31	2	6.5	
8TH GRADE TOTAL	0	0	0	0	0	0	0	0	0	43	0	0	25	2	8	68	2	2.9	
9TH GRADE MALE	0	0	0	0	0	0	1	0	0	23	0	0	9	0	0	33	0	0	
9TH GRADE FEMALE	1	0	0	0	0	0	0	0	0	25	0	0	14	3	21.4	40	3	7.5	
9TH GRADE TOTAL	1	0	0	0	0	0	1	0	0	48	0	0	23	3	13	73	3	4.1	




2/5/2006 COLORADO DEPARTMENT OF EDUCATION PAGE : 1
 2003-2004 STATE DROPOUT COUNTS BY DISTRICT

	AMERICAN INDIAN OR ALASKAN NATIVE	AMERICAN INDIAN OR ALASKAN NATIVE	AMERICAN INDIAN OR ALASKAN NATIVE	ASIAN PACIFIC ISLANDER	ASIAN PACIFIC ISLANDER	ASIAN PACIFIC ISLANDER	BLACK NOT OF HISPANIC ORIGIN	BLACK NOT OF HISPANIC ORIGIN	BLACK NOT OF HISPANIC ORIGIN	WHITE NOT OF HISPANIC ORIGIN	WHITE NOT OF HISPANIC ORIGIN	WHITE NOT OF HISPANIC ORIGIN	HISPANIC PUPIL COUNT	HISPANIC DROPOUTS	HISPANIC DROPOUT RATE	TOTALS PUPIL COUNT	TOTALS DROPOUTS	TOTALS DROPOUT RATE	
10TH GRADE MALE	0	0	0	0	0	0	0	0	0	34	0	0	16	6	37.5	50	6	12	
10TH GRADE FEMALE	0	0	0	0	0	0	0	0	0	24	0	0	14	3	21.4	38	3	7.9	
10TH GRADE TOTAL	0	0	0	0	0	0	0	0	0	58	0	0	30	9	30	88	9	10.2	
11TH GRADE MALE	0	0	0	0	0	0	0	0	0	35	3	8.6	2	0	0	37	3	8.1	
11TH GRADE FEMALE	0	0	0	0	0	0	0	0	0	21	0	0	14	2	14.3	35	2	5.7	
11TH GRADE TOTAL	0	0	0	0	0	0	0	0	0	56	3	5.4	16	2	12.5	72	5	6.9	
12TH GRADE MALE	1	0	0	0	0	0	0	0	0	14	0	0	8	2	25	23	2	8.7	
12TH GRADE FEMALE	1	0	0	0	0	0	0	0	0	26	0	0	9	0	0	36	0	0	
12TH GRADE TOTAL	2	0	0	0	0	0	0	0	0	40	0	0	17	2	11.8	59	2	3.4	
DISTRICT TOTAL MALE	2	0	0	0	0	0	1	0	0	158	3	1.9	68	8	11.8	229	11	4.8	
DISTRICT TOTAL FEMALE	2	0	0	1	0	0	0	0	0	133	0	0	82	11	13.4	218	11	5	
DISTRICT TOTAL	4	0	0	1	0	0	1	0	0	291	3	1	150	19	12.7	447	22	4.9	
DISTRICT TOTALS (EXCLUDING ALTERNATIVE SCHOOLS)																			
7TH GRADE MALE	1	0	0	0	0	0	0	0	0	27	0	0	21	0	0	49	0	0	
7TH GRADE FEMALE	0	0	0	1	0	0	0	0	0	19	0	0	18	1	5.6	38	1	2.6	
7TH GRADE TOTAL	1	0	0	1	0	0	0	0	0	46	0	0	39	1	2.6	87	1	1.1	
8TH GRADE MALE	0	0	0	0	0	0	0	0	0	25	0	0	12	0	0	37	0	0	
8TH GRADE FEMALE	0	0	0	0	0	0	0	0	0	18	0	0	13	2	15.4	31	2	6.5	
8TH GRADE TOTAL	0	0	0	0	0	0	0	0	0	43	0	0	25	2	8	68	2	2.9	
9TH GRADE MALE	0	0	0	0	0	0	1	0	0	23	0	0	9	0	0	33	0	0	
9TH GRADE FEMALE	1	0	0	0	0	0	0	0	0	25	0	0	14	3	21.4	40	3	7.5	
9TH GRADE TOTAL	1	0	0	0	0	0	1	0	0	48	0	0	23	3	13	73	3	4.1	
10TH GRADE MALE	0	0	0	0	0	0	0	0	0	34	0	0	16	6	37.5	50	6	12	
10TH GRADE FEMALE	0	0	0	0	0	0	0	0	0	24	0	0	14	3	21.4	38	3	7.9	
10TH GRADE TOTAL	0	0	0	0	0	0	0	0	0	58	0	0	30	9	30	88	9	10.2	
11TH GRADE MALE	0	0	0	0	0	0	0	0	0	35	3	8.6	2	0	0	37	3	8.1	
11TH GRADE FEMALE	0	0	0	0	0	0	0	0	0	21	0	0	14	2	14.3	35	2	5.7	
11TH GRADE TOTAL	0	0	0	0	0	0	0	0	0	56	3	5.4	16	2	12.5	72	5	6.9	
12TH GRADE MALE	1	0	0	0	0	0	0	0	0	14	0	0	8	2	25	23	2	8.7	
12TH GRADE FEMALE	1	0	0	0	0	0	0	0	0	26	0	0	9	0	0	36	0	0	
12TH GRADE TOTAL	2	0	0	0	0	0	0	0	0	40	0	0	17	2	11.8	59	2	3.4	
DISTRICT TOTAL MALE	2	0	0	0	0	0	1	0	0	158	3	1.9	68	8	11.8	229	11	4.8	
DISTRICT TOTAL FEMALE	2	0	0	1	0	0	0	0	0	133	0	0	82	11	13.4	218	11	5	
DISTRICT TOTAL	4	0	0	1	0	0	1	0	0	291	3	1	150	19	12.7	447	22	4.9	
DISTRICT TOTALS (ALTERNATIVE SCHOOLS ONLY)																			
DISTRICT TOTAL MALE	0	0	0	0	0	0	0	0	0	0	0	0	0	0	0	0	0	0	
DISTRICT TOTAL FEMALE	0	0	0	0	0	0	0	0	0	0	0	0	0	0	0	0	0	0	
DISTRICT TOTAL	0	0	0	0	0	0	0	0	0	0	0	0	0	0	0	0	0	0	
DISTRICT: 3210 WRAY RD-2																			
DISTRICT TOTALS (INCLUDING ALTERNATIVE SCHOOLS)																			
7TH GRADE MALE	0	0	0	0	0	0	0	0	0	33	0	0	6	0	0	39	0	0	
7TH GRADE FEMALE	0	0	0	0	0	0	1	0	0	21	0	0	4	0	0	26	0	0	
7TH GRADE TOTAL	0	0	0	0	0	0	1	0	0	54	0	0	10	0	0	65	0	0	
8TH GRADE MALE	0	0	0	0	0	0	0	0	0	27	0	0	4	0	0	31	0	0	
8TH GRADE FEMALE	0	0	0	0	0	0	0	0	0	26	0	0	7	0	0	33	0	0	
8TH GRADE TOTAL	0	0	0	0	0	0	0	0	0	53	0	0	11	0	0	64	0	0	
9TH GRADE MALE	0	0	0	0	0	0	0	0	0	20	1	5	5	1	20	25	2	8	
9TH GRADE FEMALE	1	0	0	0	0	0	0	0	0	27	0	0	3	0	0	31	0	0	
9TH GRADE TOTAL	1	0	0	0	0	0	0	0	0	47	1	2.1	8	1	12.5	56	2	3.6	


2/5/2006 COLORADO DEPARTMENT OF EDUCATION PAGE : 1
 2003-2004 STATE DROPOUT COUNTS BY DISTRICT

	AMERICAN INDIAN OR ALASKAN NATIVE	AMERICAN INDIAN OR ALASKAN NATIVE	AMERICAN INDIAN OR ALASKAN NATIVE	ASIAN PACIFIC ISLANDER	ASIAN PACIFIC ISLANDER	ASIAN PACIFIC ISLANDER	BLACK NOT OF HISPANIC ORIGIN	BLACK NOT OF HISPANIC ORIGIN	BLACK NOT OF HISPANIC ORIGIN	WHITE NOT OF HISPANIC ORIGIN	WHITE NOT OF HISPANIC ORIGIN	WHITE NOT OF HISPANIC ORIGIN	HISPANIC PUPIL COUNT	HISPANIC DROPOUTS	HISPANIC DROPOUT RATE	TOTALS PUPIL COUNT	TOTALS DROPOUTS	TOTALS DROPOUT RATE	
10TH GRADE MALE	0	0	0	0	0	0	0	0	0	31	2	6.5	7	1	14.3	38	3	7.9	
10TH GRADE FEMALE	0	0	0	0	0	0	0	0	0	25	1	4	3	1	33.3	28	2	7.1	
10TH GRADE TOTAL	0	0	0	0	0	0	0	0	0	56	3	5.4	10	2	20	66	5	7.6	
11TH GRADE MALE	0	0	0	0	0	0	0	0	0	39	0	0	4	0	0	43	0	0	
11TH GRADE FEMALE	0	0	0	0	0	0	0	0	0	19	0	0	3	2	66.7	22	2	9.1	
11TH GRADE TOTAL	0	0	0	0	0	0	0	0	0	58	0	0	7	2	28.6	65	2	3.1	
12TH GRADE MALE	1	0	0	0	0	0	0	0	0	20	1	5	3	1	33.3	24	2	8.3	
12TH GRADE FEMALE	0	0	0	0	0	0	0	0	0	37	1	2.7	2	0	0	39	1	2.6	
12TH GRADE TOTAL	1	0	0	0	0	0	0	0	0	57	2	3.5	5	1	20	63	3	4.8	
DISTRICT TOTAL MALE	1	0	0	0	0	0	0	0	0	170	4	2.4	29	3	10.3	200	7	3.5	
DISTRICT TOTAL FEMALE	1	0	0	0	0	0	1	0	0	155	2	1.3	22	3	13.6	179	5	2.8	
DISTRICT TOTAL	2	0	0	0	0	0	1	0	0	325	6	1.8	51	6	11.8	379	12	3.2	
DISTRICT TOTALS (EXCLUDING ALTERNATIVE SCHOOLS)																			
7TH GRADE MALE	0	0	0	0	0	0	0	0	0	33	0	0	6	0	0	39	0	0	
7TH GRADE FEMALE	0	0	0	0	0	0	1	0	0	21	0	0	4	0	0	26	0	0	
7TH GRADE TOTAL	0	0	0	0	0	0	1	0	0	54	0	0	10	0	0	65	0	0	
8TH GRADE MALE	0	0	0	0	0	0	0	0	0	27	0	0	4	0	0	31	0	0	
8TH GRADE FEMALE	0	0	0	0	0	0	0	0	0	26	0	0	7	0	0	33	0	0	
8TH GRADE TOTAL	0	0	0	0	0	0	0	0	0	53	0	0	11	0	0	64	0	0	
9TH GRADE MALE	0	0	0	0	0	0	0	0	0	20	1	5	5	1	20	25	2	8	
9TH GRADE FEMALE	1	0	0	0	0	0	0	0	0	27	0	0	3	0	0	31	0	0	
9TH GRADE TOTAL	1	0	0	0	0	0	0	0	0	47	1	2.1	8	1	12.5	56	2	3.6	
10TH GRADE MALE	0	0	0	0	0	0	0	0	0	31	2	6.5	7	1	14.3	38	3	7.9	
10TH GRADE FEMALE	0	0	0	0	0	0	0	0	0	25	1	4	3	1	33.3	28	2	7.1	
10TH GRADE TOTAL	0	0	0	0	0	0	0	0	0	56	3	5.4	10	2	20	66	5	7.6	
11TH GRADE MALE	0	0	0	0	0	0	0	0	0	39	0	0	4	0	0	43	0	0	
11TH GRADE FEMALE	0	0	0	0	0	0	0	0	0	19	0	0	3	2	66.7	22	2	9.1	
11TH GRADE TOTAL	0	0	0	0	0	0	0	0	0	58	0	0	7	2	28.6	65	2	3.1	
12TH GRADE MALE	1	0	0	0	0	0	0	0	0	20	1	5	3	1	33.3	24	2	8.3	
12TH GRADE FEMALE	0	0	0	0	0	0	0	0	0	37	1	2.7	2	0	0	39	1	2.6	
12TH GRADE TOTAL	1	0	0	0	0	0	0	0	0	57	2	3.5	5	1	20	63	3	4.8	
DISTRICT TOTAL MALE	1	0	0	0	0	0	0	0	0	170	4	2.4	29	3	10.3	200	7	3.5	
DISTRICT TOTAL FEMALE	1	0	0	0	0	0	1	0	0	155	2	1.3	22	3	13.6	179	5	2.8	
DISTRICT TOTAL	2	0	0	0	0	0	1	0	0	325	6	1.8	51	6	11.8	379	12	3.2	
DISTRICT TOTALS (ALTERNATIVE SCHOOLS ONLY)																			
DISTRICT TOTAL MALE	0	0	0	0	0	0	0	0	0	0	0	0	0	0	0	0	0	0	
DISTRICT TOTAL FEMALE	0	0	0	0	0	0	0	0	0	0	0	0	0	0	0	0	0	0	
DISTRICT TOTAL	0	0	0	0	0	0	0	0	0	0	0	0	0	0	0	0	0	0	
DISTRICT: 3220 IDALIA RJ-3																			
DISTRICT TOTALS (INCLUDING ALTERNATIVE SCHOOLS)																			
7TH GRADE MALE	0	0	0	0	0	0	0	0	0	5	0	0	2	0	0	7	0	0	
7TH GRADE FEMALE	0	0	0	0	0	0	0	0	0	3	0	0	1	0	0	4	0	0	
7TH GRADE TOTAL	0	0	0	0	0	0	0	0	0	8	0	0	3	0	0	11	0	0	
8TH GRADE MALE	0	0	0	0	0	0	0	0	0	3	0	0	0	0	0	3	0	0	
8TH GRADE FEMALE	0	0	0	0	0	0	0	0	0	5	0	0	0	0	0	5	0	0	
8TH GRADE TOTAL	0	0	0	0	0	0	0	0	0	8	0	0	0	0	0	8	0	0	
9TH GRADE MALE	0	0	0	0	0	0	1	0	0	4	0	0	1	0	0	6	0	0	
9TH GRADE FEMALE	0	0	0	0	0	0	0	0	0	2	0	0	0	0	0	2	0	0	
9TH GRADE TOTAL	0	0	0	0	0	0	1	0	0	6	0	0	1	0	0	8	0	0	




2/5/2006 COLORADO DEPARTMENT OF EDUCATION PAGE : 1
 2003-2004 STATE DROPOUT COUNTS BY DISTRICT

	AMERICAN INDIAN OR ALASKAN NATIVE	AMERICAN INDIAN OR ALASKAN NATIVE	AMERICAN INDIAN OR ALASKAN NATIVE	ASIAN PACIFIC ISLANDER	ASIAN PACIFIC ISLANDER	ASIAN PACIFIC ISLANDER	BLACK NOT OF HISPANIC ORIGIN	BLACK NOT OF HISPANIC ORIGIN	BLACK NOT OF HISPANIC ORIGIN	WHITE NOT OF HISPANIC ORIGIN	WHITE NOT OF HISPANIC ORIGIN	WHITE NOT OF HISPANIC ORIGIN	HISPANIC PUPIL COUNT	HISPANIC DROPOUTS	HISPANIC DROPOUT RATE	TOTALS PUPIL COUNT	TOTALS DROPOUTS	TOTALS DROPOUT RATE
10TH GRADE MALE	0	0	0	0	0	0	0	0	5	1	20	1	0	0	6	1	16.7	
10TH GRADE FEMALE	0	0	0	0	0	0	0	0	4	0	0	0	0	0	4	0	0	
10TH GRADE TOTAL	0	0	0	0	0	0	0	0	9	1	11.1	1	0	0	10	1	10	
11TH GRADE MALE	0	0	0	0	0	0	0	0	8	0	0	0	0	0	8	0	0	
11TH GRADE FEMALE	0	0	0	0	0	0	0	0	2	0	0	0	0	0	2	0	0	
11TH GRADE TOTAL	0	0	0	0	0	0	0	0	10	0	0	0	0	0	10	0	0	
12TH GRADE MALE	0	0	0	0	0	0	0	0	7	0	0	0	0	0	7	0	0	
12TH GRADE FEMALE	0	0	0	0	0	0	0	0	7	0	0	0	0	0	7	0	0	
12TH GRADE TOTAL	0	0	0	0	0	0	0	0	14	0	0	0	0	0	14	0	0	
DISTRICT TOTAL MALE	0	0	0	0	0	0	1	0	32	1	3.1	4	0	0	37	1	2.7	
DISTRICT TOTAL FEMALE	0	0	0	0	0	0	0	0	23	0	0	1	0	0	24	0	0	
DISTRICT TOTAL	0	0	0	0	0	0	1	0	55	1	1.8	5	0	0	61	1	1.6	
DISTRICT TOTALS (EXCLUDING ALTERNATIVE SCHOOLS)																		
7TH GRADE MALE	0	0	0	0	0	0	0	0	5	0	0	2	0	0	7	0	0	
7TH GRADE FEMALE	0	0	0	0	0	0	0	0	3	0	0	1	0	0	4	0	0	
7TH GRADE TOTAL	0	0	0	0	0	0	0	0	8	0	0	3	0	0	11	0	0	
8TH GRADE MALE	0	0	0	0	0	0	0	0	3	0	0	0	0	0	3	0	0	
8TH GRADE FEMALE	0	0	0	0	0	0	0	0	5	0	0	0	0	0	5	0	0	
8TH GRADE TOTAL	0	0	0	0	0	0	0	0	8	0	0	0	0	0	8	0	0	
9TH GRADE MALE	0	0	0	0	0	0	1	0	4	0	0	1	0	0	6	0	0	
9TH GRADE FEMALE	0	0	0	0	0	0	0	0	2	0	0	0	0	0	2	0	0	
9TH GRADE TOTAL	0	0	0	0	0	0	1	0	6	0	0	1	0	0	8	0	0	
10TH GRADE MALE	0	0	0	0	0	0	0	0	5	1	20	1	0	0	6	1	16.7	
10TH GRADE FEMALE	0	0	0	0	0	0	0	0	4	0	0	0	0	0	4	0	0	
10TH GRADE TOTAL	0	0	0	0	0	0	0	0	9	1	11.1	1	0	0	10	1	10	
11TH GRADE MALE	0	0	0	0	0	0	0	0	8	0	0	0	0	0	8	0	0	
11TH GRADE FEMALE	0	0	0	0	0	0	0	0	2	0	0	0	0	0	2	0	0	
11TH GRADE TOTAL	0	0	0	0	0	0	0	0	10	0	0	0	0	0	10	0	0	
12TH GRADE MALE	0	0	0	0	0	0	0	0	7	0	0	0	0	0	7	0	0	
12TH GRADE FEMALE	0	0	0	0	0	0	0	0	7	0	0	0	0	0	7	0	0	
12TH GRADE TOTAL	0	0	0	0	0	0	0	0	14	0	0	0	0	0	14	0	0	
DISTRICT TOTAL MALE	0	0	0	0	0	0	1	0	32	1	3.1	4	0	0	37	1	2.7	
DISTRICT TOTAL FEMALE	0	0	0	0	0	0	0	0	23	0	0	1	0	0	24	0	0	
DISTRICT TOTAL	0	0	0	0	0	0	1	0	55	1	1.8	5	0	0	61	1	1.6	
DISTRICT TOTALS (ALTERNATIVE SCHOOLS ONLY)																		
DISTRICT TOTAL MALE	0	0	0	0	0	0	0	0	0	0	0	0	0	0	0	0	0	
DISTRICT TOTAL FEMALE	0	0	0	0	0	0	0	0	0	0	0	0	0	0	0	0	0	
DISTRICT TOTAL	0	0	0	0	0	0	0	0	0	0	0	0	0	0	0	0	0	
DISTRICT:	3230	LIBERTY J-4																
DISTRICT TOTALS (INCLUDING ALTERNATIVE SCHOOLS)																		
7TH GRADE MALE	1	0	0	0	0	0	0	0	6	0	0	0	0	0	7	0	0	
7TH GRADE FEMALE	0	0	0	0	0	0	0	0	3	0	0	0	0	0	3	0	0	
7TH GRADE TOTAL	1	0	0	0	0	0	0	0	9	0	0	0	0	0	10	0	0	
8TH GRADE MALE	0	0	0	0	0	0	0	0	2	0	0	0	0	0	2	0	0	
8TH GRADE FEMALE	0	0	0	0	0	0	0	0	4	0	0	0	0	0	4	0	0	
8TH GRADE TOTAL	0	0	0	0	0	0	0	0	6	0	0	0	0	0	6	0	0	
9TH GRADE MALE	0	0	0	0	0	0	0	0	5	0	0	0	0	0	5	0	0	
9TH GRADE FEMALE	0	0	0	0	0	0	0	0	4	0	0	0	0	0	4	0	0	
9TH GRADE TOTAL	0	0	0	0	0	0	0	0	9	0	0	0	0	0	9	0	0	




	AMERICAN INDIAN OR ALASKAN NATIVE	AMERICAN INDIAN OR ALASKAN NATIVE	AMERICAN INDIAN OR ALASKAN NATIVE	ASIAN PACIFIC ISLANDER	ASIAN PACIFIC ISLANDER	ASIAN PACIFIC ISLANDER	BLACK NOT OF HISPANIC ORIGIN	BLACK NOT OF HISPANIC ORIGIN	BLACK NOT OF HISPANIC ORIGIN	WHITE NOT OF HISPANIC ORIGIN	WHITE NOT OF HISPANIC ORIGIN	WHITE NOT OF HISPANIC ORIGIN	HISPANIC PUPIL COUNT	HISPANIC DROPOUTS	HISPANIC DROPOUT RATE	TOTALS PUPIL COUNT	TOTALS DROPOUTS	TOTALS DROPOUT RATE
10TH GRADE MALE	0	0	0	0	0	0	0	0	4	0	0	0	0	0	0	4	0	0
10TH GRADE FEMALE	0	0	0	0	0	0	0	0	4	0	0	0	0	0	0	4	0	0
10TH GRADE TOTAL	0	0	0	0	0	0	0	0	8	0	0	0	0	0	0	8	0	0
11TH GRADE MALE	0	0	0	0	0	0	0	0	3	0	0	0	0	0	0	3	0	0
11TH GRADE FEMALE	0	0	0	0	0	0	0	0	4	0	0	0	0	0	0	4	0	0
11TH GRADE TOTAL	0	0	0	0	0	0	0	0	7	0	0	0	0	0	0	7	0	0
12TH GRADE MALE	0	0	0	0	0	0	0	0	4	0	0	0	0	0	0	4	0	0
12TH GRADE FEMALE	0	0	0	0	0	0	0	0	7	0	0	0	0	0	0	7	0	0
12TH GRADE TOTAL	0	0	0	0	0	0	0	0	11	0	0	0	0	0	0	11	0	0
DISTRICT TOTAL MALE	1	0	0	0	0	0	0	0	24	0	0	0	0	0	0	25	0	0
DISTRICT TOTAL FEMALE	0	0	0	0	0	0	0	0	26	0	0	0	0	0	0	26	0	0
DISTRICT TOTAL	1	0	0	0	0	0	0	0	50	0	0	0	0	0	0	51	0	0
DISTRICT TOTALS (EXCLUDING ALTERNATIVE SCHOOLS)																		
7TH GRADE MALE	1	0	0	0	0	0	0	0	6	0	0	0	0	0	0	7	0	0
7TH GRADE FEMALE	0	0	0	0	0	0	0	0	3	0	0	0	0	0	0	3	0	0
7TH GRADE TOTAL	1	0	0	0	0	0	0	0	9	0	0	0	0	0	0	10	0	0
8TH GRADE MALE	0	0	0	0	0	0	0	0	2	0	0	0	0	0	0	2	0	0
8TH GRADE FEMALE	0	0	0	0	0	0	0	0	4	0	0	0	0	0	0	4	0	0
8TH GRADE TOTAL	0	0	0	0	0	0	0	0	6	0	0	0	0	0	0	6	0	0
9TH GRADE MALE	0	0	0	0	0	0	0	0	5	0	0	0	0	0	0	5	0	0
9TH GRADE FEMALE	0	0	0	0	0	0	0	0	4	0	0	0	0	0	0	4	0	0
9TH GRADE TOTAL	0	0	0	0	0	0	0	0	9	0	0	0	0	0	0	9	0	0
10TH GRADE MALE	0	0	0	0	0	0	0	0	4	0	0	0	0	0	0	4	0	0
10TH GRADE FEMALE	0	0	0	0	0	0	0	0	4	0	0	0	0	0	0	4	0	0
10TH GRADE TOTAL	0	0	0	0	0	0	0	0	8	0	0	0	0	0	0	8	0	0
11TH GRADE MALE	0	0	0	0	0	0	0	0	3	0	0	0	0	0	0	3	0	0
11TH GRADE FEMALE	0	0	0	0	0	0	0	0	4	0	0	0	0	0	0	4	0	0
11TH GRADE TOTAL	0	0	0	0	0	0	0	0	7	0	0	0	0	0	0	7	0	0
12TH GRADE MALE	0	0	0	0	0	0	0	0	4	0	0	0	0	0	0	4	0	0
12TH GRADE FEMALE	0	0	0	0	0	0	0	0	7	0	0	0	0	0	0	7	0	0
12TH GRADE TOTAL	0	0	0	0	0	0	0	0	11	0	0	0	0	0	0	11	0	0
DISTRICT TOTAL MALE	1	0	0	0	0	0	0	0	24	0	0	0	0	0	0	25	0	0
DISTRICT TOTAL FEMALE	0	0	0	0	0	0	0	0	26	0	0	0	0	0	0	26	0	0
DISTRICT TOTAL	1	0	0	0	0	0	0	0	50	0	0	0	0	0	0	51	0	0
DISTRICT TOTALS (ALTERNATIVE SCHOOLS ONLY)																		
DISTRICT TOTAL MALE	0	0	0	0	0	0	0	0	0	0	0	0	0	0	0	0	0	0
DISTRICT TOTAL FEMALE	0	0	0	0	0	0	0	0	0	0	0	0	0	0	0	0	0	0
DISTRICT TOTAL	0	0	0	0	0	0	0	0	0	0	0	0	0	0	0	0	0	0
COUNTY :	90 COLORADO BOCES																	
DISTRICT:	9030 MOUNTAIN BOCES																	
DISTRICT TOTALS (INCLUDING ALTERNATIVE SCHOOLS)																		
7TH GRADE MALE	0	0	0	0	0	0	0	0	6	0	0	2	0	0	0	8	0	0
7TH GRADE FEMALE	0	0	0	0	0	0	0	0	1	0	0	0	0	0	0	1	0	0
7TH GRADE TOTAL	0	0	0	0	0	0	0	0	7	0	0	2	0	0	0	9	0	0
8TH GRADE MALE	0	0	0	0	0	0	0	0	7	0	0	2	0	0	0	9	0	0
8TH GRADE FEMALE	0	0	0	0	0	0	0	0	1	0	0	1	0	0	0	2	0	0
8TH GRADE TOTAL	0	0	0	0	0	0	0	0	8	0	0	3	0	0	0	11	0	0
9TH GRADE MALE	0	0	0	0	0	0	0	0	10	2	20	5	0	0	0	15	2	13.3
9TH GRADE FEMALE	0	0	0	0	0	0	0	0	13	0	0	0	0	0	0	13	0	0



2/5/2006 COLORADO DEPARTMENT OF EDUCATION PAGE : 1
 2003-2004 STATE DROPOUT COUNTS BY DISTRICT

	AMERICAN INDIAN OR ALASKAN NATIVE	AMERICAN INDIAN OR ALASKAN NATIVE	AMERICAN INDIAN OR ALASKAN NATIVE	ASIAN PACIFIC ISLANDER	ASIAN PACIFIC ISLANDER	ASIAN PACIFIC ISLANDER	BLACK NOT OF HISPANIC ORIGIN	BLACK NOT OF HISPANIC ORIGIN	BLACK NOT OF HISPANIC ORIGIN	WHITE NOT OF HISPANIC ORIGIN	WHITE NOT OF HISPANIC ORIGIN	WHITE NOT OF HISPANIC ORIGIN	HISPANIC PUPIL COUNT	HISPANIC DROPOUTS	HISPANIC DROPOUT RATE	TOTALS PUPIL COUNT	TOTALS DROPOUTS	TOTALS DROPOUT RATE
9TH GRADE TOTAL	0	0	0	0	0	0	0	0	23	2	8.7	5	0	0	28	2	7.1	
10TH GRADE MALE	0	0	0	0	0	0	1	0	24	2	8.3	1	1	100	26	3	11.5	
10TH GRADE FEMALE	0	0	0	0	0	0	0	0	14	3	21.4	4	1	25	18	4	22.2	
10TH GRADE TOTAL	0	0	0	0	0	0	1	0	38	5	13.2	5	2	40	44	7	15.9	
11TH GRADE MALE	0	0	0	0	0	0	1	0	17	1	5.9	1	0	0	19	1	5.3	
11TH GRADE FEMALE	0	0	0	0	0	0	0	0	15	1	6.7	6	4	66.7	21	5	23.8	
11TH GRADE TOTAL	0	0	0	0	0	0	1	0	32	2	6.3	7	4	57.1	40	6	15	
12TH GRADE MALE	0	0	0	0	0	0	0	0	18	1	5.6	1	0	0	19	1	5.3	
12TH GRADE FEMALE	0	0	0	0	0	0	1	0	20	5	25	10	4	40	31	9	29	
12TH GRADE TOTAL	0	0	0	0	0	0	1	0	38	6	15.8	11	4	36.4	50	10	20	
DISTRICT TOTAL MALE	0	0	0	0	0	0	2	0	82	6	7.3	12	1	8.3	96	7	7.3	
DISTRICT TOTAL FEMALE	0	0	0	0	0	0	1	0	64	9	14.1	21	9	42.9	86	18	20.9	
DISTRICT TOTAL	0	0	0	0	0	0	3	0	146	15	10.3	33	10	30.3	182	25	13.7	
DISTRICT TOTALS (EXCLUDING ALTERNATIVE SCHOOLS)																		
7TH GRADE MALE	0	0	0	0	0	0	0	0	6	0	0	2	0	0	8	0	0	
7TH GRADE FEMALE	0	0	0	0	0	0	0	0	1	0	0	0	0	0	1	0	0	
7TH GRADE TOTAL	0	0	0	0	0	0	0	0	7	0	0	2	0	0	9	0	0	
8TH GRADE MALE	0	0	0	0	0	0	0	0	7	0	0	2	0	0	9	0	0	
8TH GRADE FEMALE	0	0	0	0	0	0	0	0	1	0	0	1	0	0	2	0	0	
8TH GRADE TOTAL	0	0	0	0	0	0	0	0	8	0	0	3	0	0	11	0	0	
9TH GRADE MALE	0	0	0	0	0	0	0	0	5	0	0	3	0	0	8	0	0	
9TH GRADE FEMALE	0	0	0	0	0	0	0	0	2	0	0	0	0	0	2	0	0	
9TH GRADE TOTAL	0	0	0	0	0	0	0	0	7	0	0	3	0	0	10	0	0	
10TH GRADE MALE	0	0	0	0	0	0	0	0	4	1	25	0	0	0	5	1	20	
10TH GRADE FEMALE	0	0	0	0	0	0	0	0	1	1	100	0	0	0	1	1	100	
10TH GRADE TOTAL	0	0	0	0	0	0	1	0	5	2	40	0	0	0	6	2	33.3	
11TH GRADE MALE	0	0	0	0	0	0	1	0	0	0	0	1	0	0	2	0	0	
11TH GRADE FEMALE	0	0	0	0	0	0	0	0	3	0	0	0	0	0	3	0	0	
11TH GRADE TOTAL	0	0	0	0	0	0	1	0	3	0	0	1	0	0	5	0	0	
12TH GRADE MALE	0	0	0	0	0	0	0	0	1	0	0	0	0	0	1	0	0	
12TH GRADE FEMALE	0	0	0	0	0	0	1	0	0	0	0	0	0	0	1	0	0	
12TH GRADE TOTAL	0	0	0	0	0	0	1	0	1	0	0	0	0	0	2	0	0	
DISTRICT TOTAL MALE	0	0	0	0	0	0	2	0	23	1	4.3	8	0	0	33	1	3	
DISTRICT TOTAL FEMALE	0	0	0	0	0	0	1	0	8	1	12.5	1	0	0	10	1	10	
DISTRICT TOTAL	0	0	0	0	0	0	3	0	31	2	6.5	9	0	0	43	2	4.7	
DISTRICT TOTALS (ALTERNATIVE SCHOOLS ONLY)																		
9TH GRADE MALE	0	0	0	0	0	0	0	0	5	2	40	2	0	0	7	2	28.6	
9TH GRADE FEMALE	0	0	0	0	0	0	0	0	11	0	0	0	0	0	11	0	0	
9TH GRADE TOTAL	0	0	0	0	0	0	0	0	16	2	12.5	2	0	0	18	2	11.1	
10TH GRADE MALE	0	0	0	0	0	0	0	0	20	1	5	1	1	100	21	2	9.5	
10TH GRADE FEMALE	0	0	0	0	0	0	0	0	13	2	15.4	4	1	25	17	3	17.6	
10TH GRADE TOTAL	0	0	0	0	0	0	0	0	33	3	9.1	5	2	40	38	5	13.2	
11TH GRADE MALE	0	0	0	0	0	0	0	0	17	1	5.9	0	0	0	17	1	5.9	
11TH GRADE FEMALE	0	0	0	0	0	0	0	0	12	1	8.3	6	4	66.7	18	5	27.8	
11TH GRADE TOTAL	0	0	0	0	0	0	0	0	29	2	6.9	6	4	66.7	35	6	17.1	
12TH GRADE MALE	0	0	0	0	0	0	0	0	17	1	5.9	1	0	0	18	1	5.6	
12TH GRADE FEMALE	0	0	0	0	0	0	0	0	20	5	25	10	4	40	30	9	30	
12TH GRADE TOTAL	0	0	0	0	0	0	0	0	37	6	16.2	11	4	36.4	48	10	20.8	
DISTRICT TOTAL MALE	0	0	0	0	0	0	0	0	59	5	8.5	4	1	25	63	6	9.5	




2/5/2006 COLORADO DEPARTMENT OF EDUCATION PAGE : 1
 2003-2004 STATE DROPOUT COUNTS BY DISTRICT

	AMERICAN INDIAN OR ALASKAN NATIVE	AMERICAN INDIAN OR ALASKAN NATIVE	AMERICAN INDIAN OR ALASKAN NATIVE	ASIAN PACIFIC ISLANDER	ASIAN PACIFIC ISLANDER	ASIAN PACIFIC ISLANDER	BLACK NOT OF HISPANIC ORIGIN	BLACK NOT OF HISPANIC ORIGIN	BLACK NOT OF HISPANIC ORIGIN	WHITE NOT OF HISPANIC ORIGIN	WHITE NOT OF HISPANIC ORIGIN	WHITE NOT OF HISPANIC ORIGIN	HISPANIC PUPIL COUNT	HISPANIC DROPOUTS	HISPANIC DROPOUT RATE	TOTALS PUPIL COUNT	TOTALS DROPOUTS	TOTALS DROPOUT RATE
DISTRICT TOTAL FEMALE	0	0	0	0	0	0	0	0	0	56	8	14.3	20	9	45	76	17	22.4
DISTRICT TOTAL	0	0	0	0	0	0	0	0	0	115	13	11.3	24	10	41.7	139	23	16.5
DISTRICT: 9035 CENTENNIAL BOCES																		
DISTRICT TOTALS (INCLUDING ALTERNATIVE SCHOOLS)																		
9TH GRADE MALE	0	0	0	0	0	0	0	0	0	7	1	14.3	10	4	40	17	5	29.4
9TH GRADE FEMALE	0	0	0	0	0	0	0	0	0	5	1	20	19	4	21.1	24	5	20.8
9TH GRADE TOTAL	0	0	0	0	0	0	0	0	0	12	2	16.7	29	8	27.6	41	10	24.4
10TH GRADE MALE	0	0	0	0	0	0	0	0	0	9	3	33.3	17	6	35.3	26	9	34.6
10TH GRADE FEMALE	0	0	0	1	0	0	0	0	0	13	4	30.8	7	3	42.9	21	7	33.3
10TH GRADE TOTAL	0	0	0	1	0	0	0	0	0	22	7	31.8	24	9	37.5	47	16	34
11TH GRADE MALE	0	0	0	0	0	0	2	1	50	9	3	33.3	7	3	42.9	18	7	38.9
11TH GRADE FEMALE	0	0	0	0	0	0	0	0	0	4	2	50	14	1	7.1	18	3	16.7
11TH GRADE TOTAL	0	0	0	0	0	0	2	1	50	13	5	38.5	21	4	19	36	10	27.8
12TH GRADE MALE	0	0	0	0	0	0	1	1	100	15	2	13.3	16	4	25	32	7	21.9
12TH GRADE FEMALE	1	0	0	0	0	0	1	1	100	10	2	20	14	2	14.3	26	5	19.2
12TH GRADE TOTAL	1	0	0	0	0	0	2	2	100	25	4	16	30	6	20	58	12	20.7
DISTRICT TOTAL MALE	0	0	0	0	0	0	3	2	66.7	40	9	22.5	50	17	34	93	28	30.1
DISTRICT TOTAL FEMALE	1	0	0	1	0	0	1	1	100	32	9	28.1	54	10	18.5	89	20	22.5
DISTRICT TOTAL	1	0	0	1	0	0	4	3	75	72	18	25	104	27	26	182	48	26.4
DISTRICT TOTALS (EXCLUDING ALTERNATIVE SCHOOLS)																		
DISTRICT TOTAL MALE	0	0	0	0	0	0	0	0	0	0	0	0	0	0	0	0	0	0
DISTRICT TOTAL FEMALE	0	0	0	0	0	0	0	0	0	0	0	0	0	0	0	0	0	0
DISTRICT TOTAL	0	0	0	0	0	0	0	0	0	0	0	0	0	0	0	0	0	0
DISTRICT TOTALS (ALTERNATIVE SCHOOLS ONLY)																		
9TH GRADE MALE	0	0	0	0	0	0	0	0	0	7	1	14.3	10	4	40	17	5	29.4
9TH GRADE FEMALE	0	0	0	0	0	0	0	0	0	5	1	20	19	4	21.1	24	5	20.8
9TH GRADE TOTAL	0	0	0	0	0	0	0	0	0	12	2	16.7	29	8	27.6	41	10	24.4
10TH GRADE MALE	0	0	0	0	0	0	0	0	0	9	3	33.3	17	6	35.3	26	9	34.6
10TH GRADE FEMALE	0	0	0	1	0	0	0	0	0	13	4	30.8	7	3	42.9	21	7	33.3
10TH GRADE TOTAL	0	0	0	1	0	0	0	0	0	22	7	31.8	24	9	37.5	47	16	34
11TH GRADE MALE	0	0	0	0	0	0	2	1	50	9	3	33.3	7	3	42.9	18	7	38.9
11TH GRADE FEMALE	0	0	0	0	0	0	0	0	0	4	2	50	14	1	7.1	18	3	16.7
11TH GRADE TOTAL	0	0	0	0	0	0	2	1	50	13	5	38.5	21	4	19	36	10	27.8
12TH GRADE MALE	0	0	0	0	0	0	1	1	100	15	2	13.3	16	4	25	32	7	21.9
12TH GRADE FEMALE	1	0	0	0	0	0	1	1	100	10	2	20	14	2	14.3	26	5	19.2
12TH GRADE TOTAL	1	0	0	0	0	0	2	2	100	25	4	16	30	6	20	58	12	20.7
DISTRICT TOTAL MALE	0	0	0	0	0	0	3	2	66.7	40	9	22.5	50	17	34	93	28	30.1
DISTRICT TOTAL FEMALE	1	0	0	1	0	0	1	1	100	32	9	28.1	54	10	18.5	89	20	22.5
DISTRICT TOTAL	1	0	0	1	0	0	4	3	75	72	18	25	104	27	26	182	48	26.4
DISTRICT: 9130 EXPEDITIONARY BOCES																		
DISTRICT TOTALS (INCLUDING ALTERNATIVE SCHOOLS)																		
7TH GRADE MALE	0	0	0	0	0	0	2	0	0	16	0	0	1	0	0	19	0	0
7TH GRADE FEMALE	0	0	0	0	0	0	2	0	0	8	0	0	3	0	0	13	0	0
7TH GRADE TOTAL	0	0	0	0	0	0	4	0	0	24	0	0	4	0	0	32	0	0
8TH GRADE MALE	0	0	0	2	0	0	3	0	0	15	1	6.7	2	0	0	22	1	4.5
8TH GRADE FEMALE	0	0	0	1	0	0	1	0	0	11	0	0	3	0	0	16	0	0
8TH GRADE TOTAL	0	0	0	3	0	0	4	0	0	26	1	3.8	5	0	0	38	1	2.6
9TH GRADE MALE	0	0	0	2	0	0	0	0	0	17	0	0	3	0	0	22	0	0
9TH GRADE FEMALE	0	0	0	0	0	0	4	0	0	8	0	0	5	0	0	17	0	0

2/5/2006 COLORADO DEPARTMENT OF EDUCATION PAGE : 1
 2003-2004 STATE DROPOUT COUNTS BY DISTRICT

	AMERICAN INDIAN OR ALASKAN NATIVE	AMERICAN INDIAN OR ALASKAN NATIVE	AMERICAN INDIAN OR ALASKAN NATIVE	ASIAN PACIFIC ISLANDER	ASIAN PACIFIC ISLANDER	ASIAN PACIFIC ISLANDER	BLACK NOT OF HISPANIC ORIGIN	BLACK NOT OF HISPANIC ORIGIN	BLACK NOT OF HISPANIC ORIGIN	WHITE NOT OF HISPANIC ORIGIN	WHITE NOT OF HISPANIC ORIGIN	WHITE NOT OF HISPANIC ORIGIN	HISPANIC PUPIL COUNT	HISPANIC DROPOUTS	HISPANIC DROPOUT RATE	TOTALS PUPIL COUNT	TOTALS DROPOUTS	TOTALS DROPOUT RATE
9TH GRADE TOTAL	0	0	0	2	0	0	4	0	0	25	0	0	8	0	0	39	0	0
10TH GRADE MALE	0	0	0	0	0	0	2	0	0	14	0	0	3	0	0	19	0	0
10TH GRADE FEMALE	0	0	0	1	0	0	0	0	0	10	0	0	2	0	0	13	0	0
10TH GRADE TOTAL	0	0	0	1	0	0	2	0	0	24	0	0	5	0	0	32	0	0
11TH GRADE MALE	0	0	0	2	0	0	1	0	0	10	0	0	0	0	0	13	0	0
11TH GRADE FEMALE	0	0	0	0	0	0	1	0	0	11	0	0	2	0	0	14	0	0
11TH GRADE TOTAL	0	0	0	2	0	0	2	0	0	21	0	0	2	0	0	27	0	0
12TH GRADE MALE	0	0	0	0	0	0	0	0	0	9	1	11.1	0	0	0	9	1	11.1
12TH GRADE FEMALE	0	0	0	0	0	0	0	0	0	10	0	0	1	0	0	11	0	0
12TH GRADE TOTAL	0	0	0	0	0	0	0	0	0	19	1	5.3	1	0	0	20	1	5
DISTRICT TOTAL MALE	0	0	0	6	0	0	8	0	0	81	2	2.5	9	0	0	104	2	1.9
DISTRICT TOTAL FEMALE	0	0	0	2	0	0	8	0	0	58	0	0	16	0	0	84	0	0
DISTRICT TOTAL	0	0	0	8	0	0	16	0	0	139	2	1.4	25	0	0	188	2	1.1
DISTRICT TOTALS (EXCLUDING ALTERNATIVE SCHOOLS)																		
7TH GRADE MALE	0	0	0	0	0	0	2	0	0	16	0	0	1	0	0	19	0	0
7TH GRADE FEMALE	0	0	0	0	0	0	2	0	0	8	0	0	3	0	0	13	0	0
7TH GRADE TOTAL	0	0	0	0	0	0	4	0	0	24	0	0	4	0	0	32	0	0
8TH GRADE MALE	0	0	0	2	0	0	3	0	0	15	1	6.7	2	0	0	22	1	4.5
8TH GRADE FEMALE	0	0	0	1	0	0	1	0	0	11	0	0	3	0	0	16	0	0
8TH GRADE TOTAL	0	0	0	3	0	0	4	0	0	26	1	3.8	5	0	0	38	1	2.6
9TH GRADE MALE	0	0	0	2	0	0	0	0	0	17	0	0	3	0	0	22	0	0
9TH GRADE FEMALE	0	0	0	0	0	0	4	0	0	8	0	0	5	0	0	17	0	0
9TH GRADE TOTAL	0	0	0	2	0	0	4	0	0	25	0	0	8	0	0	39	0	0
10TH GRADE MALE	0	0	0	0	0	0	2	0	0	14	0	0	3	0	0	19	0	0
10TH GRADE FEMALE	0	0	0	1	0	0	0	0	0	10	0	0	2	0	0	13	0	0
10TH GRADE TOTAL	0	0	0	1	0	0	2	0	0	24	0	0	5	0	0	32	0	0
11TH GRADE MALE	0	0	0	2	0	0	1	0	0	10	0	0	0	0	0	13	0	0
11TH GRADE FEMALE	0	0	0	0	0	0	1	0	0	11	0	0	2	0	0	14	0	0
11TH GRADE TOTAL	0	0	0	2	0	0	2	0	0	21	0	0	2	0	0	27	0	0
12TH GRADE MALE	0	0	0	0	0	0	0	0	0	9	1	11.1	0	0	0	9	1	11.1
12TH GRADE FEMALE	0	0	0	0	0	0	0	0	0	10	0	0	1	0	0	11	0	0
12TH GRADE TOTAL	0	0	0	0	0	0	0	0	0	19	1	5.3	1	0	0	20	1	5
DISTRICT TOTAL MALE	0	0	0	6	0	0	8	0	0	81	2	2.5	9	0	0	104	2	1.9
DISTRICT TOTAL FEMALE	0	0	0	2	0	0	8	0	0	58	0	0	16	0	0	84	0	0
DISTRICT TOTAL	0	0	0	8	0	0	16	0	0	139	2	1.4	25	0	0	188	2	1.1
DISTRICT TOTALS (ALTERNATIVE SCHOOLS ONLY)																		
DISTRICT TOTAL MALE	0	0	0	0	0	0	0	0	0	0	0	0	0	0	0	0	0	0
DISTRICT TOTAL FEMALE	0	0	0	0	0	0	0	0	0	0	0	0	0	0	0	0	0	0
DISTRICT TOTAL	0	0	0	0	0	0	0	0	0	0	0	0	0	0	0	0	0	0
STATE TOTALS (INCLUDING ALTERNATIVE SCHOOLS)																		
7TH GRADE MALE	470	8	1.7	948	9	0.9	2,218	22	1	21,926	144	0.7	8,711	97	1.1	34,273	280	0.8
7TH GRADE FEMALE	412	7	1.7	954	7	0.7	2,018	20	1	20,528	97	0.5	8,371	96	1.1	32,283	227	0.7
7TH GRADE TOTAL	882	15	1.7	1,902	16	0.8	4,236	42	1	42,454	241	0.6	17,082	193	1.1	66,556	507	0.8
8TH GRADE MALE	443	15	3.4	960	10	1	2,267	31	1.4	22,283	205	0.9	8,551	154	1.8	34,504	415	1.2
8TH GRADE FEMALE	396	5	1.3	910	5	0.5	2,049	11	0.5	21,083	170	0.8	8,117	147	1.8	32,555	338	1
8TH GRADE TOTAL	839	20	2.4	1,870	15	0.8	4,316	42	1	43,366	375	0.9	16,668	301	1.8	67,059	753	1.1
9TH GRADE MALE	501	27	5.4	1,150	29	2.5	2,538	141	5.6	24,054	705	2.9	9,717	802	8.3	37,960	1,704	4.5
9TH GRADE FEMALE	488	25	5.1	1,038	36	3.5	2,439	136	5.6	22,240	488	2.2	9,210	672	7.3	35,415	1,357	3.8
9TH GRADE TOTAL	989	52	5.3	2,188	65	3	4,977	277	5.6	46,294	1,193	2.6	18,927	1,474	7.8	73,375	3,061	4.2



2/5/2006 COLORADO DEPARTMENT OF EDUCATION PAGE : 1
 2003-2004 STATE DROPOUT COUNTS BY DISTRICT

	AMERICAN INDIAN OR ALASKAN NATIVE	AMERICAN INDIAN OR ALASKAN NATIVE	AMERICAN INDIAN OR ALASKAN NATIVE	ASIAN PACIFIC ISLANDER	ASIAN PACIFIC ISLANDER	ASIAN PACIFIC ISLANDER	BLACK NOT OF HISPANIC ORIGIN	BLACK NOT OF HISPANIC ORIGIN	BLACK NOT OF HISPANIC ORIGIN	WHITE NOT OF HISPANIC ORIGIN	WHITE NOT OF HISPANIC ORIGIN	WHITE NOT OF HISPANIC ORIGIN	HISPANIC PUPIL COUNT	HISPANIC DROPOUTS	HISPANIC DROPOUT RATE	TOTALS PUPIL COUNT	TOTALS DROPOUTS	TOTALS DROPOUT RATE	
10TH GRADE MALE	415	33	8	1,039	52	5	2,033	130	6.4	22,161	929	4.2	7,662	805	10.5	33,310	1,949	5.9	
10TH GRADE FEMALE	371	34	9.2	1,019	42	4.1	1,931	94	4.9	21,279	751	3.5	7,319	654	8.9	31,919	1,575	4.9	
10TH GRADE TOTAL	786	67	8.5	2,058	94	4.6	3,964	224	5.7	43,440	1,680	3.9	14,981	1,459	9.7	65,229	3,524	5.4	
11TH GRADE MALE	369	43	11.7	940	47	5	1,724	117	6.8	21,804	1,057	4.8	6,173	678	11	31,010	1,942	6.3	
11TH GRADE FEMALE	343	33	9.6	954	32	3.4	1,732	99	5.7	20,306	810	4	5,831	556	9.5	29,166	1,530	5.2	
11TH GRADE TOTAL	712	76	10.7	1,894	79	4.2	3,456	216	6.3	42,110	1,867	4.4	12,004	1,234	10.3	60,176	3,472	5.8	
12TH GRADE MALE	344	48	14	1,008	64	6.3	1,589	143	9	20,921	1,204	5.8	5,416	569	10.5	29,278	2,028	6.9	
12TH GRADE FEMALE	309	40	12.9	989	40	4	1,666	97	5.8	19,922	826	4.1	5,351	447	8.4	28,237	1,450	5.1	
12TH GRADE TOTAL	653	88	13.5	1,997	104	5.2	3,255	240	7.4	40,843	2,030	5	10,767	1,016	9.4	57,515	3,478	6	
STATE TOTAL MALE	2,542	174	6.8	6,045	211	3.5	12,369	584	4.7	133,149	4,244	3.2	46,230	3,105	6.7	200,335	8,318	4.2	
STATE TOTAL FEMALE	2,319	144	6.2	5,864	162	2.8	11,835	457	3.9	125,358	3,142	2.5	44,199	2,572	5.8	189,575	6,477	3.4	
STATE TOTAL	4,861	318	6.5	11,909	373	3.1	24,204	1,041	4.3	258,507	7,386	2.9	90,429	5,677	6.3	389,910	14,795	3.8	
STATE TOTALS (EXCLUDING ALTERNATIVE SCHOOLS)																			
7TH GRADE MALE	465	7	1.5	943	9	1	2,196	19	0.9	21,786	136	0.6	8,621	89	1	34,011	260	0.8	
7TH GRADE FEMALE	408	7	1.7	951	7	0.7	2,012	20	1	20,429	92	0.5	8,317	93	1.1	32,117	219	0.7	
7TH GRADE TOTAL	873	14	1.6	1,894	16	0.8	4,208	39	0.9	42,215	228	0.5	16,938	182	1.1	66,128	479	0.7	
8TH GRADE MALE	436	13	3	959	10	1	2,235	30	1.3	22,085	193	0.9	8,394	134	1.6	34,109	380	1.1	
8TH GRADE FEMALE	394	5	1.3	909	5	0.6	2,029	11	0.5	20,945	168	0.8	8,024	140	1.7	32,301	329	1	
8TH GRADE TOTAL	830	18	2.2	1,868	15	0.8	4,264	41	1	43,030	361	0.8	16,418	274	1.7	66,410	709	1.1	
9TH GRADE MALE	470	16	3.4	1,134	27	2.4	2,367	109	4.6	23,305	514	2.2	9,130	636	7	36,406	1,302	3.6	
9TH GRADE FEMALE	461	21	4.6	1,013	29	2.9	2,324	105	4.5	21,884	365	1.7	8,604	516	6	34,086	1,036	3	
9TH GRADE TOTAL	931	37	4	2,147	56	2.6	4,691	214	4.6	44,989	879	2	17,734	1,152	6.5	70,492	2,338	3.3	
10TH GRADE MALE	381	23	6	1,022	49	4.8	1,896	108	5.7	21,340	737	3.5	7,145	658	9.2	31,784	1,575	5	
10TH GRADE FEMALE	341	21	6.2	1,000	40	4	1,816	71	3.9	20,460	543	2.7	6,718	516	7.7	30,335	1,191	3.9	
10TH GRADE TOTAL	722	44	6.1	2,022	89	4.4	3,712	179	4.8	41,800	1,280	3.1	13,863	1,174	8.5	62,119	2,766	4.5	
11TH GRADE MALE	326	28	8.6	889	37	4.2	1,599	101	6.3	20,727	845	4.1	5,624	528	9.4	29,165	1,539	5.3	
11TH GRADE FEMALE	306	25	8.2	930	26	2.8	1,598	73	4.6	19,357	629	3.2	5,243	407	7.8	27,434	1,160	4.2	
11TH GRADE TOTAL	632	53	8.4	1,819	63	3.5	3,197	174	5.4	40,084	1,474	3.7	10,867	935	8.6	56,599	2,699	4.8	
12TH GRADE MALE	281	26	9.3	950	48	5.1	1,406	121	8.6	19,555	894	4.6	4,693	423	9	26,885	1,512	5.6	
12TH GRADE FEMALE	253	21	8.3	951	34	3.6	1,488	79	5.3	18,750	570	3	4,603	296	6.4	26,045	1,000	3.8	
12TH GRADE TOTAL	534	47	8.8	1,901	82	4.3	2,894	200	6.9	38,305	1,464	3.8	9,296	719	7.7	52,930	2,512	4.7	
STATE TOTAL MALE	2,359	113	4.8	5,897	180	3.1	11,699	488	4.2	128,798	3,319	2.6	43,607	2,468	5.7	192,360	6,568	3.4	
STATE TOTAL FEMALE	2,163	100	4.6	5,754	141	2.5	11,267	359	3.2	121,625	2,367	1.9	41,509	1,968	4.7	182,318	4,935	2.7	
STATE TOTAL	4,522	213	4.7	11,651	321	2.8	22,966	847	3.7	250,423	5,686	2.3	85,116	4,436	5.2	374,678	11,503	3.1	
STATE TOTALS (ALTERNATIVE SCHOOLS ONLY)																			
7TH GRADE MALE	5	1	20	5	0	0	22	3	13.6	140	8	5.7	90	8	8.9	262	20	7.6	
7TH GRADE FEMALE	4	0	0	3	0	0	6	0	0	99	5	5.1	54	3	5.6	166	8	4.8	
7TH GRADE TOTAL	9	1	11.1	8	0	0	28	3	10.7	239	13	5.4	144	11	7.6	428	28	6.5	
8TH GRADE MALE	7	2	28.6	1	0	0	32	1	3.1	198	12	6.1	157	20	12.7	395	35	8.9	
8TH GRADE FEMALE	2	0	0	1	0	0	20	0	0	138	2	1.4	93	7	7.5	254	9	3.5	
8TH GRADE TOTAL	9	2	22.2	2	0	0	52	1	1.9	336	14	4.2	250	27	10.8	649	44	6.8	
9TH GRADE MALE	31	11	35.5	16	2	12.5	171	32	18.7	749	191	25.5	587	166	28.3	1,554	402	25.9	
9TH GRADE FEMALE	27	4	14.8	25	7	28	115	31	27	556	123	22.1	606	156	25.7	1,329	321	24.2	
9TH GRADE TOTAL	58	15	25.9	41	9	22	286	63	22	1,305	314	24.1	1,193	322	27	2,883	723	25.1	
10TH GRADE MALE	34	10	29.4	17	3	17.6	137	22	16.1	821	192	23.4	517	147	28.4	1,526	374	24.5	
10TH GRADE FEMALE	30	13	43.3	19	2	10.5	115	23	20	819	208	25.4	601	138	23	1,584	384	24.2	
10TH GRADE TOTAL	64	23	35.9	36	5	13.9	252	45	17.9	1,640	400	24.4	1,118	285	25.5	3,110	758	24.4	
11TH GRADE MALE	43	15	34.9	51	10	19.6	125	16	12.8	1,077	212	19.7	549	150	27.3	1,845	403	21.8	
11TH GRADE FEMALE	37	8	21.6	24	6	25	134	26	19.4	949	181	19.1	588	149	25.3	1,732	370	21.4	

2/5/2006 COLORADO DEPARTMENT OF EDUCATION PAGE : 1
 2003-2004 STATE DROPOUT COUNTS BY DISTRICT

	AMERICAN INDIAN OR ALASKAN NATIVE	AMERICAN INDIAN OR ALASKAN NATIVE	AMERICAN INDIAN OR ALASKAN NATIVE	ASIAN PACIFIC ISLANDER	ASIAN PACIFIC ISLANDER	ASIAN PACIFIC ISLANDER	BLACK NOT OF HISPANIC ORIGIN	BLACK NOT OF HISPANIC ORIGIN	BLACK NOT OF HISPANIC ORIGIN	WHITE NOT OF HISPANIC ORIGIN	WHITE NOT OF HISPANIC ORIGIN	WHITE NOT OF HISPANIC ORIGIN	HISPANIC	HISPANIC	HISPANIC	TOTALS	TOTALS	TOTALS
	PUPIL COUNT	DROPOUTS	DROPOUT RATE	PUPIL COUNT	DROPOUTS	DROPOUT RATE	PUPIL COUNT	DROPOUTS	DROPOUT RATE	PUPIL COUNT	DROPOUTS	DROPOUT RATE	PUPIL COUNT	DROPOUTS	DROPOUT RATE	PUPIL COUNT	DROPOUTS	DROPOUT RATE
11TH GRADE TOTAL	80	23	28.8	75	16	21.3	259	42	16.2	2,026	393	19.4	1,137	299	26.3	3,577	773	21.6
12TH GRADE MALE	63	22	34.9	58	16	27.6	183	22	12	1,366	310	22.7	723	146	20.2	2,393	516	21.6
12TH GRADE FEMALE	56	19	33.9	38	6	15.8	178	18	10.1	1,172	256	21.8	748	151	20.2	2,192	450	20.5
12TH GRADE TOTAL	119	41	34.5	96	22	22.9	361	40	11.1	2,538	566	22.3	1,471	297	20.2	4,585	966	21.1
STATE TOTAL MALE	183	61	33.3	148	31	20.9	670	96	14.3	4,351	925	21.3	2,623	637	24.3	7,975	1,750	21.9
STATE TOTAL FEMALE	156	44	28.2	110	21	19.1	568	98	17.3	3,733	775	20.8	2,690	604	22.5	7,257	1,542	21.2
STATE TOTAL	339	105	31	258	52	20.2	1,238	194	15.7	8,084	1,700	21	5,313	1,241	23.4	15,232	3,292	21.6

