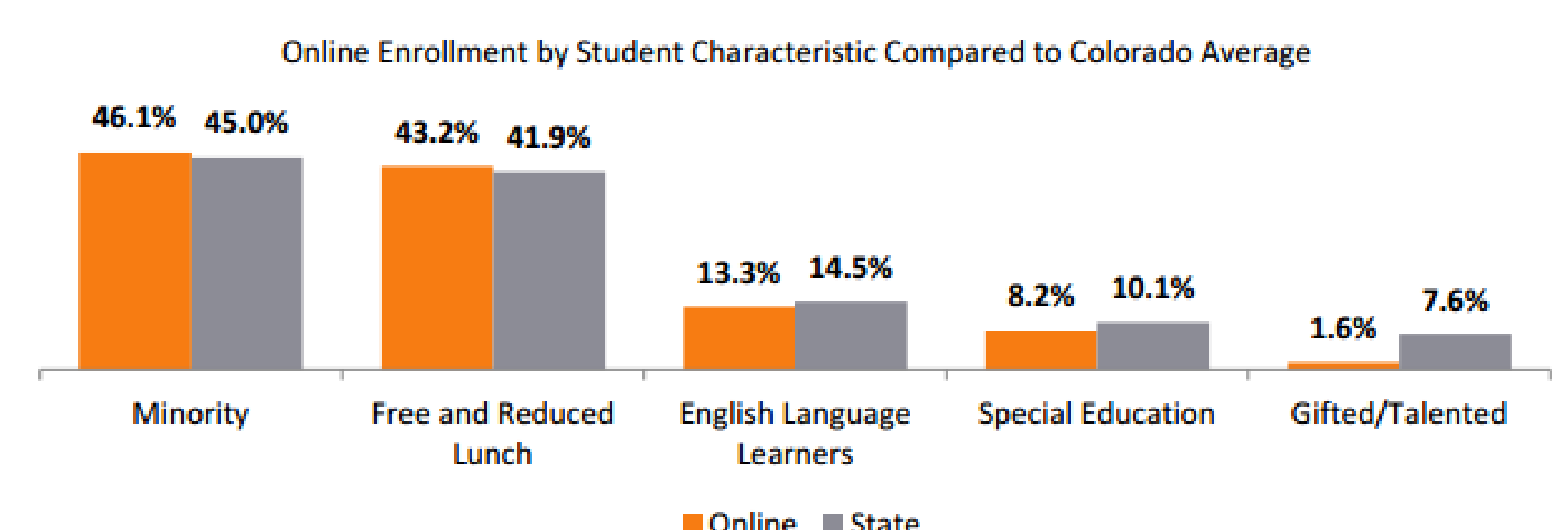
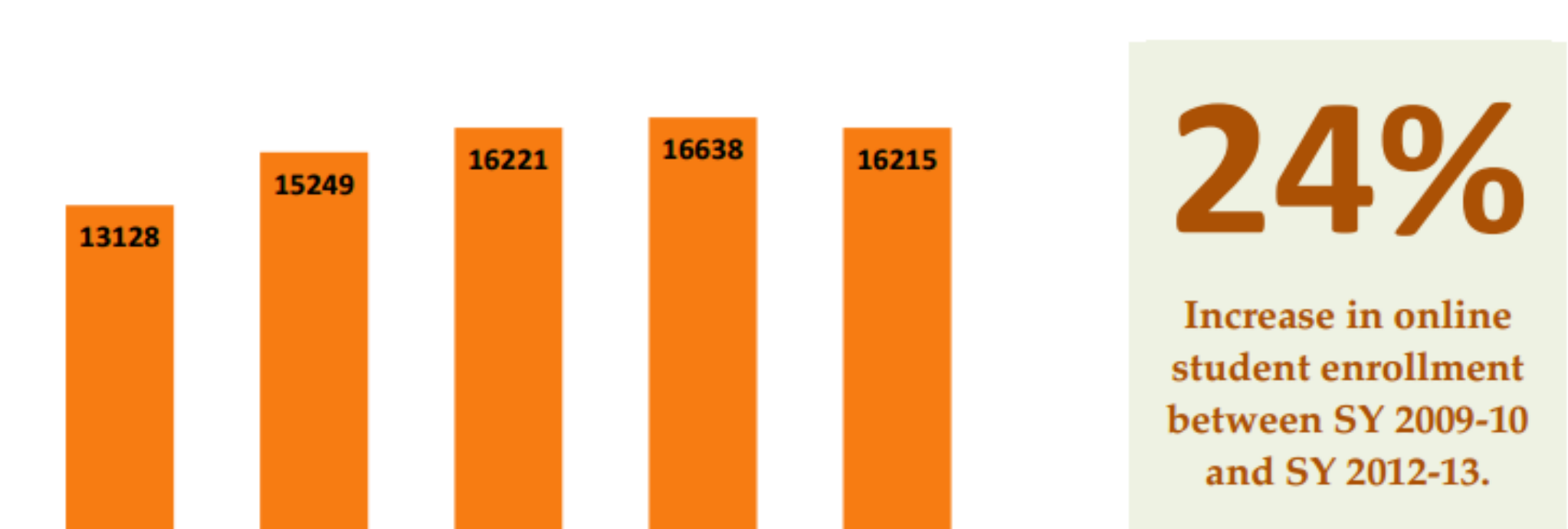


# Colorado Online School Performance

## Enrollment and Composition

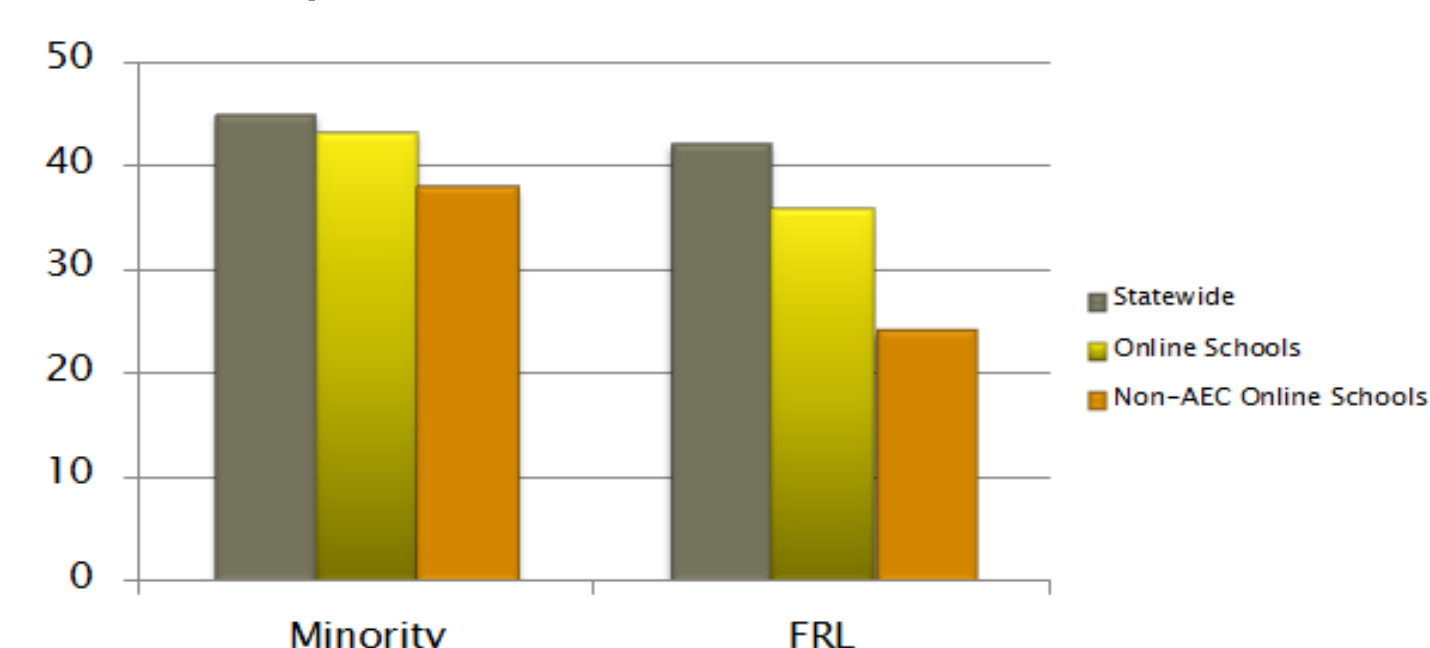
According to the Colorado Department of Education (July, 2014), enrollment in online schools and programs has significantly increased in recent years, with student composition mirroring that of the general Colorado population.

Colorado Online Enrollment between SY2009-10 and SY2013-14



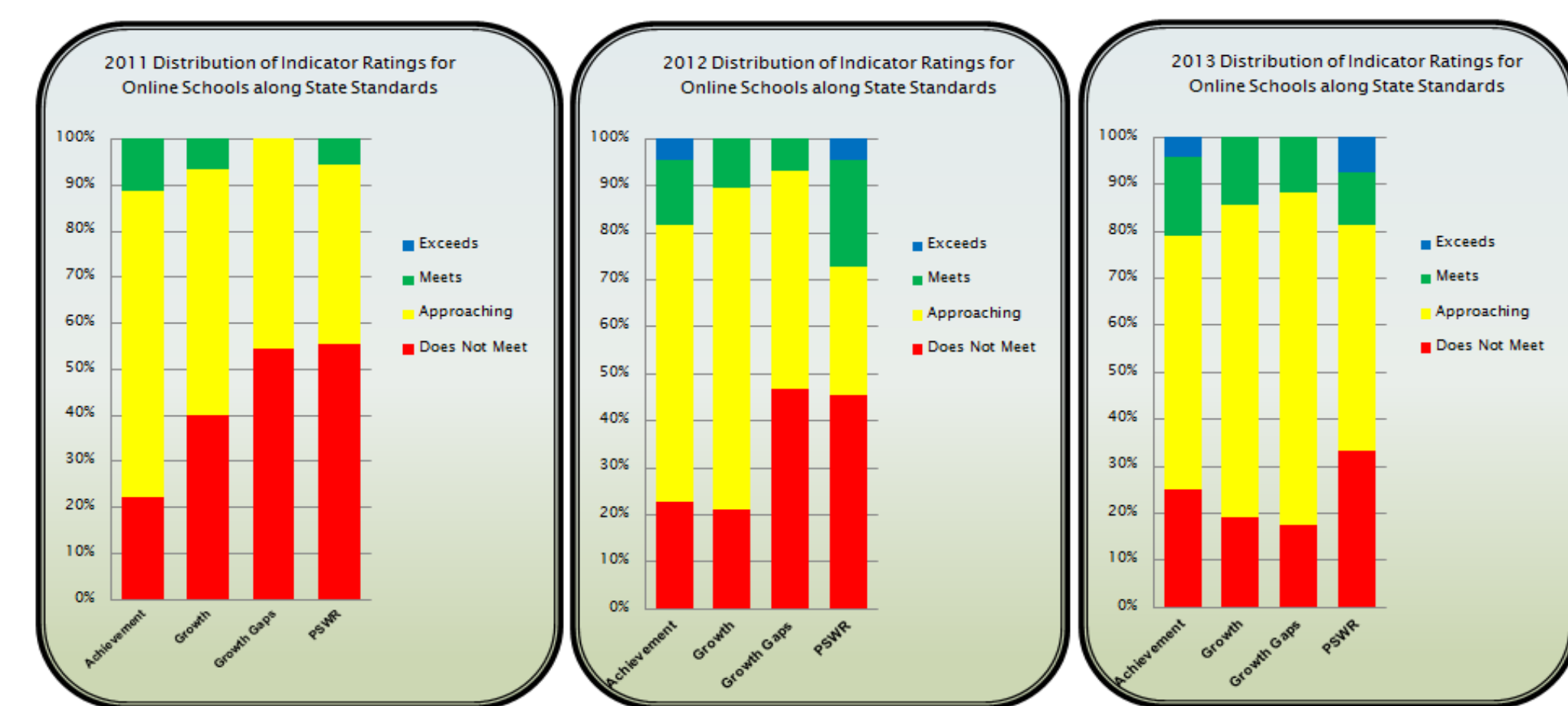
As the report acknowledges, a large proportion of online students are now concentrated in a few online alternative education campuses. When online programs and AECs are removed from the analysis, 2013-2014 figures show that the demographic composition in online schools is different from the general population.

Of the 14,734 K-12 students enrolled last year in online schools (not programs), more than 1/4 were enrolled in AECs (27.6%). Of the 10,667 students enrolled in non-AEC online schools, 30.0% of students identify as minority and less than 1/4 (24.7%) are eligible for free or reduced-priced meals.



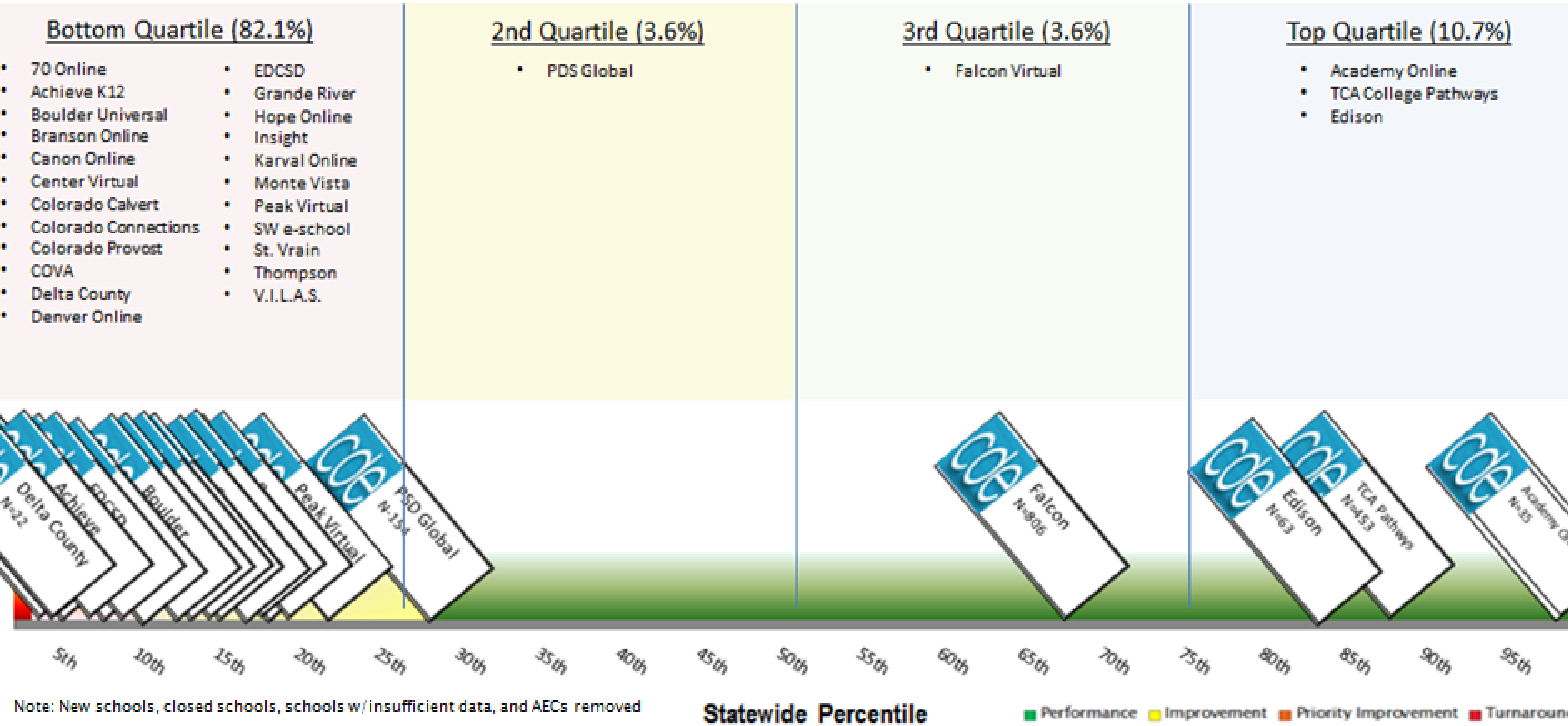
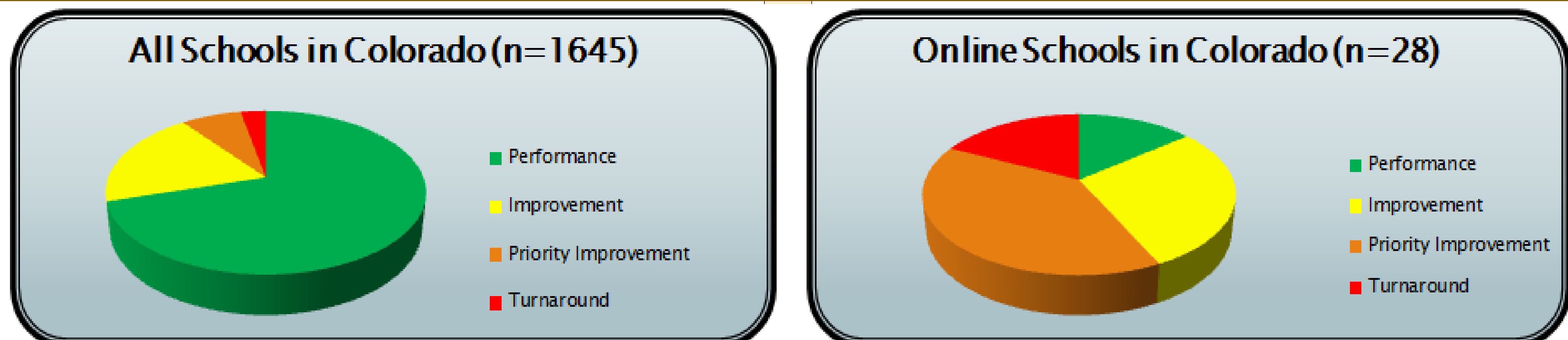
## Distribution along SPF Indicators and Ratings

A majority of online schools have performed in the bottom quartile of all Colorado schools for the past three years.



| Year | SPF Rating Distribution over Time |              | Accreditation Plan Type |          |
|------|-----------------------------------|--------------|-------------------------|----------|
|      | Bottom Quartile                   | Top Quartile | PI/TA                   | Imp/Perf |
| 2011 | 90.9                              | 0.0          | 63.6                    | 36.4     |
| 2012 | 80.0                              | 8.0          | 56.0                    | 44.0     |
| 2013 | 82.1                              | 10.7         | 57.1                    | 42.9     |

## 2013 Accreditation Distribution



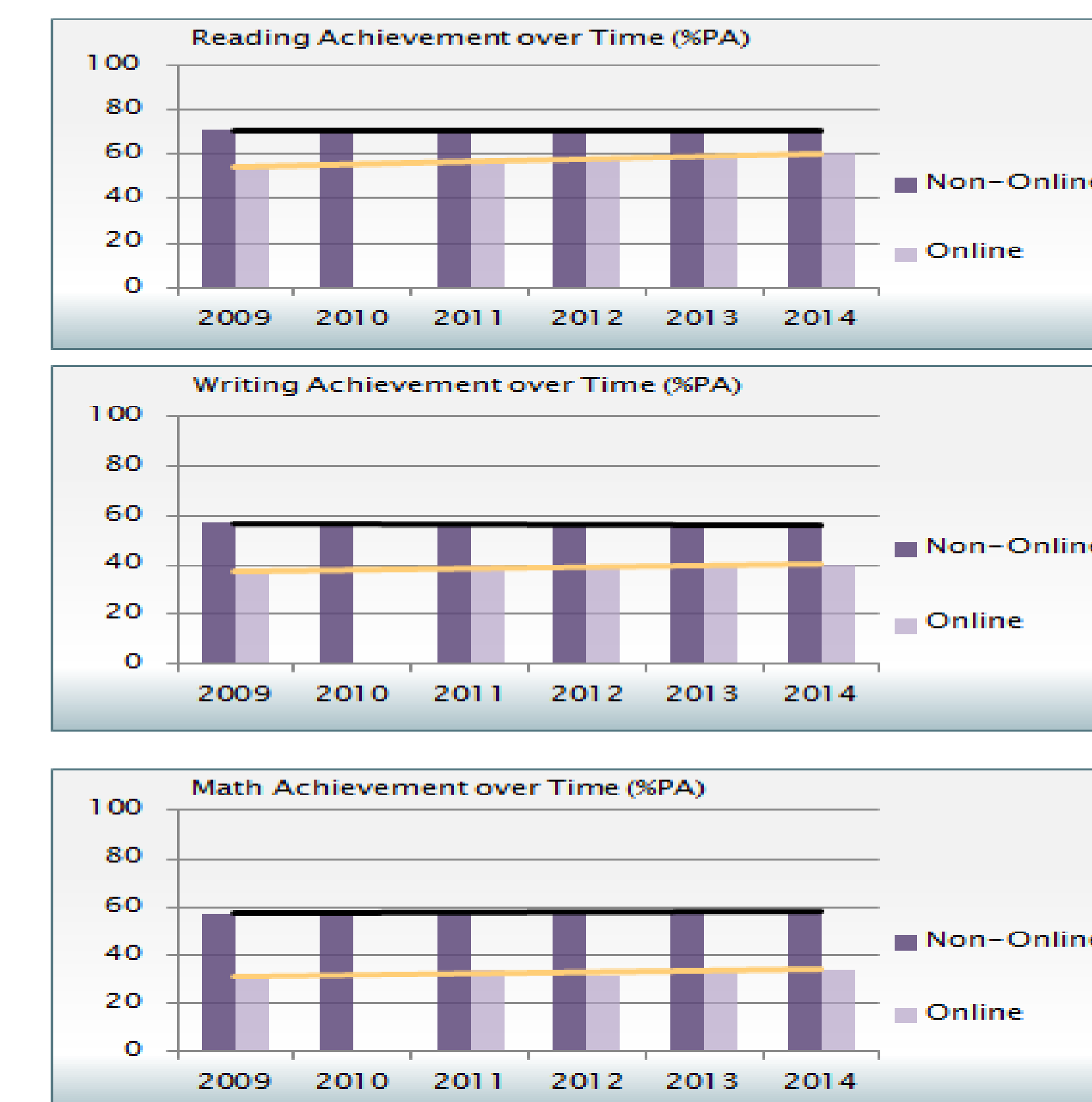
## Online School SPF Ratings over Time

The color coding below reflects the final accreditation rating of current online schools, and may consider requests to reconsider and failure to meet participation rate requirements. Schools closed prior to the 2013-2014 school year are not included in the table below.

| School Name                             | EMH Levels Served | Charter | 2012 October Count PK-12 TOTAL | 2012 October Count FRL% | 2010 SPF% | 2010 Rating               | 2011 SPF% | 2011 Rating               | 2012 SPF% | 2012 Rating               | 2013 SPF%                 | 2013 Rating               | Statewide Percentile (excludes AECs) | Entering Year on PI/TA |        |
|---|-------------------|---------|--------------------------------|-------------------------|-----------|---------------------------|-----------|---------------------------|-----------|---------------------------|---------------------------|---------------------------|--------------------------------------|------------------------|--------|
| ACADEMY ONLINE                          | H                 | N       | 35                             | 2.9%                    |           | Performance Plan          | 50.0      | Improvement Plan          | 75.1      | Performance Plan          | 100.0                     | Performance Plan          | 99                                   |                        |        |
| TCA COLLEGE PATHWAYS                    | MH                | Y       | 453                            | 3.5%                    |           | Performance Plan          | 96.6      | Improvement Plan          | 79.4      | Performance Plan          | 85.2                      | Performance Plan          | 87                                   |                        |        |
| EDISON ACADEMY                          | MH                | N       | 63                             | 1.6%                    | 50.0      | Priority Improvement Plan | 55.6      | Improvement Plan          | 57.9      | Improvement Plan          | 81.0                      | Performance Plan          | 83                                   |                        |        |
| FALCON VIRTUAL ACADEMY                  | EMH               | N       | 806                            | 0.2%                    |           | Performance Plan          | 40.8      | Priority Improvement Plan | 43.5      | Priority Improvement Plan | 74.6                      | Performance Plan          | 68                                   |                        |        |
| PSD GLOBAL ACADEMY                      | EMH               | N       | 154                            | 26.0%                   |           | Performance Plan          | 71.4      | Improvement Plan          | 62.6      | Improvement Plan          | 59.2                      | Improvement Plan          | 28                                   |                        |        |
| PEAK VIRTUAL ACADEMY                    | EMH               | N       | 76                             | 30.3%                   |           | Performance Plan          |           | Improvement Plan          |           | Performance Plan          | 55.9                      | Improvement Plan          | 22                                   |                        |        |
| BRANSON SCHOOL ONLINE                   | EMH               | N       | 422                            | 14.0%                   | 49.7      | Improvement Plan          | 53.4      | Improvement Plan          | 52.2      | Improvement Plan          | 53.6                      | Improvement Plan          | 18                                   |                        |        |
| MONTE VISTA ON-LINE ACADEMY             | MH                | N       | 79                             | 29.1%                   | 47.2      | Improvement Plan          | 45.8      | Priority Improvement Plan | 49.8      | Improvement Plan          | 52.1                      | Improvement Plan          | 17                                   |                        |        |
| SOUTHWEST COLORADO E-SCHOOL             | EMH               | N       | 29                             | 0.0%                    |           | Improvement Plan          |           | Improvement Plan          |           | Improvement Plan          | 52.2                      | Improvement Plan          | 16                                   |                        |        |
| COLORADO CONNECTIONS ACADEMY            | EMH               | N       | 1,534                          | 39.8%                   |           | Improvement Plan          | 48.8      | Improvement Plan          | 48.7      | Improvement Plan          | 50.8                      | Improvement Plan          | 14                                   |                        |        |
| THOMPSON ONLINE                         | EMH               | N       | 48                             | 27.1%                   |           | Performance Plan          |           | Performance Plan          |           | Improvement Plan          | 50.0                      | Improvement Plan          | 14                                   |                        |        |
| BOULDER UNIVERSAL                       | EMH               | N       | 154                            | 10.4%                   |           | Performance Plan          |           | Improvement Plan          |           | Performance Plan          | 50.0                      | Priority Improvement Plan | 10                                   | Year 1                 |        |
| 70 ONLINE                               | EMH               | N       | 72                             | 47.3%                   |           | Performance Plan          |           | Improvement Plan          |           | Performance Plan          | 47.6                      | Improvement Plan          | 10                                   | Year 1                 |        |
| DENVER ONLINE HIGH SCHOOL               | H                 | N       | 117                            | 29.1%                   | 46.1      | Turnaround Plan           |           | Improvement Plan          |           | Priority Improvement Plan | 47.4                      | Improvement Plan          | 10                                   |                        |        |
| COLORADO CALVERT ACADEMY                | EMH               | Y       | 193                            | 29.0%                   |           | Performance Plan          |           | Priority Improvement Plan |           | 45.6                      | Priority Improvement Plan | 46.6                      | Priority Improvement Plan            | 9                      | Year 2 |
| GRANDE RIVER VIRTUAL ACADEMY            | EMH               | N       | 245                            | 9.4%                    |           | Performance Plan          |           | Priority Improvement Plan |           | 37.2                      | Priority Improvement Plan | 43.6                      | Priority Improvement Plan            | 6                      | Year 2 |
| EDCSD - COLORADO CYBER SCHOOL           | EMH               | N       | 232                            | 9.1%                    | 39.8      | Turnaround Plan           |           | Priority Improvement Plan |           | 41.4                      | Turnaround Plan           | 42.8                      | Turnaround Plan                      | 6                      | Year 4 |
| COLORADO VIRTUAL ACADEMY (COVA)         | EMH               | Y       | 4,602                          | 27.4%                   | 41.6      | Priority Improvement Plan |           | Priority Improvement Plan |           | 38.6                      | Priority Improvement Plan | 40.8                      | Priority Improvement Plan            | 5                      | Year 4 |
| ST. VRAIN GLOBAL ONLINE ACADEMY         | H                 | N       | 81                             | 38.4%                   |           | Turnaround Plan           |           | Turnaround Plan           |           | 25.1                      | Turnaround Plan           | 40.8                      | Priority Improvement Plan            | 5                      | Year 2 |
| HOPE ONLINE                             | EMH               | Y       | 3,079                          | 56.4%                   | 29.1      | Turnaround Plan           |           | Priority Improvement Plan |           | 33.6                      | Priority Improvement Plan | 38.4                      | Priority Improvement Plan            | 3                      | Year 4 |
| INSIGHT SCHOOL OF COLORADO AT JULESBURG | MH                | N       | 885                            | 40.1%                   | 37.2      | Turnaround Plan           |           | Turnaround Plan           |           | 34.3                      | Turnaround Plan           | 37.5                      | Priority Improvement Plan            | 3                      | Year 4 |
| COLORADO PROVOST ACADEMY                | H                 | Y       | 309                            | 40.5%                   |           | Not Rated by State        |           | Priority Improvement Plan |           | 43.7                      | Priority Improvement Plan | 36.8                      | Priority Improvement Plan            | 2                      | Year 3 |
| ACHIEVE ONLINE                          | EMH               | N       | 196                            | 29.6%                   |           | Not Rated by State        |           | Priority Improvement Plan |           | 42.0                      | Priority Improvement Plan | 35.2                      | Priority Improvement Plan            | 2                      | Year 3 |
| KARVAL ONLINE EDUCATION                 | EMH               | N       | 93                             | 7.5%                    | 41.7      | Priority Improvement Plan |           | Priority Improvement Plan |           | 33.8                      | Priority Improvement Plan | 33.8                      | Priority Improvement Plan            | 1                      | Year 4 |
| V.I.L.A.S. ONLINE SCHOOL                | EMH               | N       | 165                            | 51.5%                   | 29.1      | Turnaround Plan           |           | Turnaround Plan           |           | 30.5                      | Turnaround Plan           | 28.3                      | Turnaround Plan                      | 1                      | Year 4 |
| CANDON ONLINE ACADEMY                   | MH                | N       | 51                             | 45.1%                   |           | Not Rated w/State System  |           | Not Rated w/State System  |           | 25.2                      | Turnaround Plan           | 25.2                      | Turnaround Plan                      | 1                      | Year 1 |
| CENTER VIRTUAL ACADEMY                  | H                 | N       | 13                             | 53.8%                   |           | Not Rated w/State System  |           | Not Rated w/State System  |           | 25.1                      | Turnaround Plan           | 25.1                      | Turnaround Plan                      | 1                      | Year 1 |
| DELTA COUNTY VIRTUAL ACADEMY            | EMH               | N       | 22                             | 18.2%                   |           | Not Rated w/State System  |           | Not Rated w/State System  |           | 25.1                      | Turnaround Plan           | 25.1                      | Turnaround Plan                      | 1                      | Year 1 |
| ENGAGE ONLINE ACADEMY                   | H                 | N       | 89                             | 40.4%                   |           | Not Rated w/State System  |           | Not Rated w/State System  |           | Not Rated w/State System  | Not Rated w/State System  | Not Rated w/State System  | Not Rated w/State System             |                        |        |
| GREAT PLAINS ACADEMY                    | EMH               | N       | 83                             | 45.8%                   |           | Not Rated w/State System  |           | Not Rated w/State System  |           | Not Rated w/State System  | Not Rated w/State System  | Not Rated w/State System  | Not Rated w/State System             |                        |        |
| WORLD ACADEMY                           | EMH               | N       | 20                             | 15.0%                   |           | Not Rated w/State System  |           | Not Rated w/State System  |           | Not Rated w/State System  | Not Rated w/State System  | Not Rated w/State System  | Not Rated w/State System             |                        |        |
| BOLT ACADEMY                            | H                 | N       |                                |                         |           | Not Rated w/State System  |           | Not Rated w/State System  |           | Not Rated w/State System  | Not Rated w/State System  | Not Rated w/State System  | Not Rated w/State System             |                        |        |
| COLORADO PREP ACADEMY                   | EMH               | N       |                                |                         |           | Not Rated w/State System  |           | Not Rated w/State System  |           | Not Rated w/State System  | Not Rated w/State System  | Not Rated w/State System  | Not Rated w/State System             |                        |        |

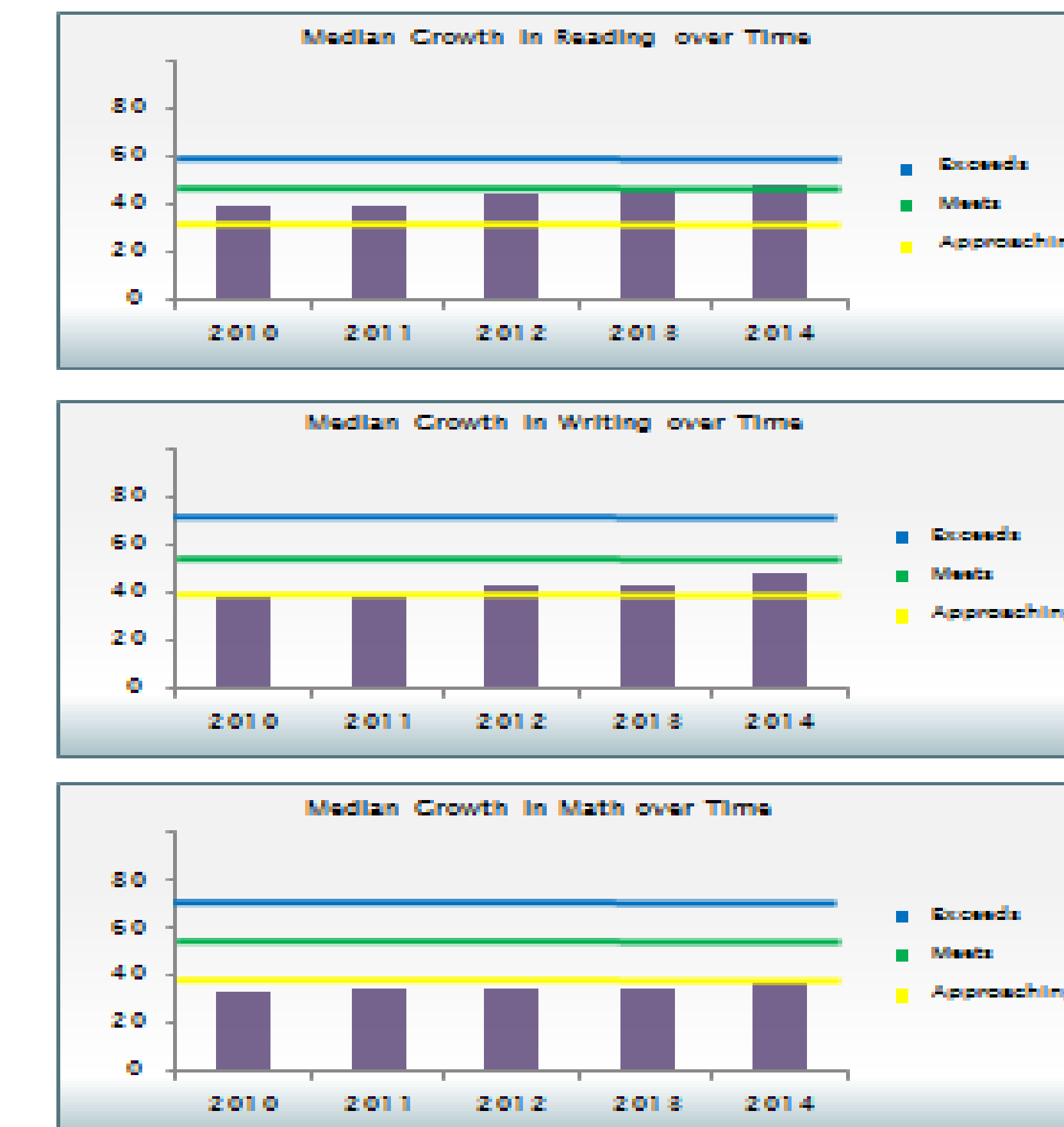
## Academic Achievement

An achievement gap in excess of 10% exists across all subjects between online schools and brick and mortar schools.



## Academic Growth

Median growth has improved within the subject of reading over time, but remains below state standards in writing and math.



## Postsecondary and Workforce Readiness

Students in online schools and programs are graduating at a significantly lower rate and dropping out at a significantly higher rate than students enrolled in brick and mortar schools.

