



COLORADO

Department of Education

Performance of Online and Non-online Schools as Measured by the School Performance Frameworks

Marie Huchton

Colorado Department of Education

December 16, 2014

Purposes of the SPF

- For all districts and schools, provide a statewide comparison that highlights performance strengths and areas for improvement.
- Identify those districts and schools that are the lowest-performing in relation to state goals and direct state support and intervention appropriately.
- Identify those districts and schools that are the highest-performing and learn from their practices and reward them.
- Alternative Education Campuses (AECs) serving 95% high-risk students are evaluated using a modified performance framework.

School Plan Types

■ Plan types for traditional schools:

- Performance Plan
- Improvement Plan
- Priority Improvement Plan
- Turnaround Plan

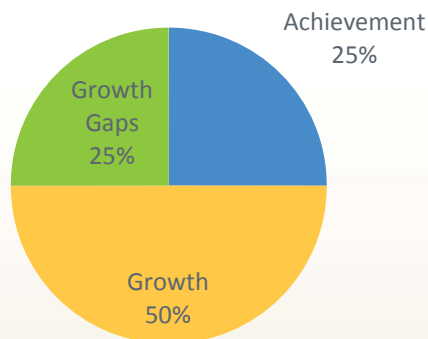
■ Plan types for AECs:

- AEC: Performance Plan
- AEC: Improvement Plan
- AEC: Priority Improvement Plan
- AEC: Turnaround Plan

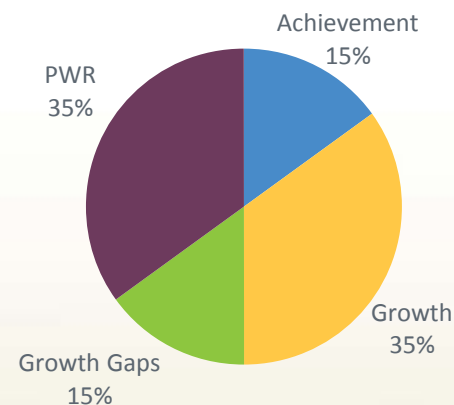
Composition of Traditional School Performance Frameworks

- Annual review of performance in the School Performance Frameworks (SPF)
 - Achievement (state assessments)
 - Growth and Disaggregated Growth (state assessments)
 - Post-secondary and Workforce Readiness (grad, dropout, ACT)
- Used for school plan type assignments

Elementary and Middle Schools

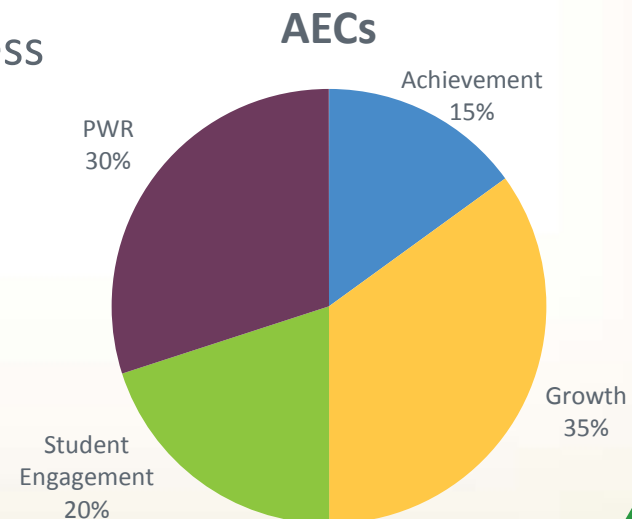


High Schools



Composition of AEC School Performance Frameworks

- Annual review of performance in the AEC School Performance Frameworks (AEC SPF)
 - Achievement (state and optional local assessments)
 - Growth (state and optional local assessments)
 - Student Engagement (attendance rate, truancy rate, optional local measures)
 - Post-secondary and Workforce Readiness (completion rate, dropout rate, CO ACT score, optional local measures)
- Used for AEC school plan type assignments



Reasons why Point Totals might not match Rating Assignments

- School did not meet 95% participation requirement and had its plan rating dropped by one category.
- Request to reconsider (R2R) was submitted by the district on behalf of a school, and was reviewed and approved by CDE as warranting a rating change. See R2R guidance document at: <http://www.cde.state.co.us/accountability/submittingrequeststoreconsider2014>.
- District requested a lower rating for a school based on the local district framework.
- District requested a lower rating for a school based on financial or operational penalty.



Distribution of School Performance Ratings by Online Status

	Single District Online (N=8)	Multi-District Online (N=25)	Total Online (N=33)	State not-Online Total (N=1633)
Turnaround	4 (50.0%) - 1 school closed for 2014-15	4 (16.0%) - 1 school closed for 2014-15	8 (24.2%)	52 (3.2%) - 4 schools closed for 2014-15
Priority Improvement	0 (0.0%)	6 (24.0%) - 1 school closed for 2014-15	6 (18.2%)	115 (7.0%) - 7 schools closed for 2014-15
Improvement	4 (50.0%)	7 (28.0%)	11 (33.3%)	318 (19.5%) - 4 schools closed for 2014-15
Performance	0 (0.0%)	8 (32.0%)	8 (24.2%)	1148 (70.3%) - 7 schools closed for 2014-15

Note: counts include closed schools and exclude AECs and new schools for 2014-15



Distribution of AEC School Performance Ratings by Online Status

	Single District Online (N=3)	Multi-District Online (N=4)	Total Online (N=7)	State not-Online Total (N=76)
AEC: Turnaround	0 (0.0%)	0 (0.0%)	0 (0.0%)	7 (9.2%)
AEC: Priority Improvement	0 (0.0%)	0 (0.0%)	0 (0.0%)	14 (18.4%) - 1 school closed for 2014-15
AEC: Improvement	0 (0.0%)	2 (50.0%)	2 (28.6%)	26 (34.2%)
AEC: Performance	3 (100.0%)	2 (50.0%)	5 (71.4%)	29 (38.2%)

Note: counts include closed schools and exclude new schools for 2014-15



Lowest 50 Schools by Percent of SPF Points Earned

- **8 Online schools**

- 4 multi-district online schools
- 4 single district online schools
- Of these, 2 online schools closed for 2014-15
- Represents 24.2% of the online school population (N=33, excluding AECs and new schools)

- **42 Not-online schools**

- Of these, 4 schools closed for 2014-15
- Represents 2.6% of the not-online school population (N=1633, excluding AECs and new schools)

- **Note that 6 of the bottom 11 schools are online (2 multi-district and 4 single district)**

