

# 2019-2020 Kindergarten School Readiness File

**Purpose:**

To collect kindergarten school readiness data on kindergarten students in the first 60 calendar days of the school year.



**Dependencies:**

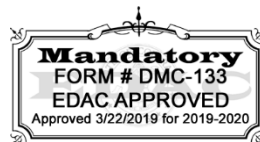
There are no dependencies for the Kindergarten School Readiness (KSR) collection.

**Record Expectation:**

Districts are expected to submit one record per school and domain reported in the first 60 calendar days of the school year.

 - Indicates Primary Key

Name of Field	Field Length	Text Start Position	Text End Position	CSV order	Excel Column	Examples	Remarks
<b>Kindergarten School Readiness File</b>							
<b>NOTE: ZERO-FILL ALL NON-APPLICABLE FIELDS</b>							
<b>* Indicates required</b>							
School District/BOCES Code* 	4	1	4	1	A2	0000	
School Code* 	4	5	8	2	B2	0000	
Total number of students	6	9	14	3	C2	40034	
Domain	1	15	15	4	D2	0,1,2,3,4,5,6	
Total number of students in domain	6	16	21	5	E2	2346	
Total number of female students in domain	6	22	27	6	F2	1243	
Total number of male students in domain	6	28	33	7	G2	1103	
Total number of students not eligible for free and reduced lunch in domain	6	34	39	8	H2	16	
Total number of students eligible for free and	6	40	45	9	I2	74	



# 2019-2020 Kindergarten School Readiness File

reduced lunch in domain							
Total number of students whose eligibility is unknown for free and reduced lunch in domain	6	46	51	10	J2	109	
Total number of Hispanic or Latino students in domain	6	52	57	11	K2	784	
Total number of students who are not Hispanic or Latino in domain	6	58	63	12	L2	1269	
Total number of students whose ethnicity is unknown in domain	6	64	69	13	M2	5	
Total number of American Indian or Alaska Native students in domain	6	70	75	14	N2	89	
Total number of Asian students in domain	6	76	81	15	O2	74	
Total number of Black or African American students in domain	6	82	87	16	P2	109	
Total number of White students in domain	6	88	93	17	Q2	1269	
Total number of Native Hawaiian or other Pacific Islander in domain	6	94	99	18	R2	5	
Total number of students who identify as two or more races in domain	6	100	105	19	S2	89	
Total number of students whose race is unknown in domain	6	106	111	20	T2	67	

## Kindergarten School Readiness File

**NOTE: Zero-fill all non-applicable fields. No blanks are allowed.**

**School District/BOCES Code** – A unique code assigned to a district by CDE. Refer to School District/BOCES Code table. Refer to the “District/BOCES Codes” worksheet posted at [http://www.cde.state.co.us/datapipeline/org\\_orgcodes](http://www.cde.state.co.us/datapipeline/org_orgcodes) for a listing of districts and BOCES codes.

**School Code** – A unique code assigned by CDE to a school building. Refer to "School Building Codes" posted at [http://www.cde.state.co.us/datapipeline/org\\_orgcodes](http://www.cde.state.co.us/datapipeline/org_orgcodes) for a listing of school codes.



# 2019-2020 Kindergarten School Readiness File

**Total number of students** – This is the total count of students for the district and school.

**Domain** – A single digit number identifying the number of domains in which a student is meeting or exceeding expectations. The following is a list of the domains: physical and motor development, social and emotional development, language and comprehension, cognition, general mathematics knowledge, and literacy knowledge.

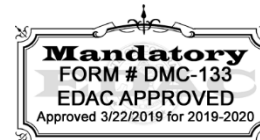
0	Not meeting or exceeding expectations in any domains
1	Student is meeting or exceeding expectations in 1 domain
2	Student is meeting or exceeding expectations in 2 domains
3	Student is meeting or exceeding expectations in 3 domains
4	Student is meeting or exceeding expectations in 4 domains
5	Student is meeting or exceeding expectations in 5 domains
6	Student is meeting or exceeding expectations in all 6 domains

**Total number of students in domain** – This is the total count of students for the district, school, and domain.

**Total number of female students in domain** – This is the total count of female students for the district, school, and domain.

**Total number of male students in domain** – This is the total count of male students for the district, school, and domain.

**Total number of students not eligible for free and reduced lunch** – This is the total count of students who are not eligible for free and reduced lunch in the district, school and domain.



# 2019-2020 Kindergarten School Readiness File

**Total number of students eligible for free and reduced lunch** - This is the total count of students who are eligible for free and reduced lunch in the district, school and domain.

**Total number of students whose eligibility is unknown for free and reduced lunch** - This is the total count of students whose free and reduced lunch is unknown in the district, school and domain.

**Total number of Hispanic or Latino students in domain**– This is the total count of Hispanic or Latino students for the district, school, and domain.

**Total number of students who are not Hispanic or Latino in Domain**– This is the total count of students who are not reported as Hispanic or Latino for the district, school, and domain.

**Total number of students whose ethnicity is unknown**– This is the total count of students whose ethnicity is unknown for the district, school, and domain.

**Total number of American Indian or Alaska Native students in domain**– This is the total count of American Indian or Alaska Native students for the district, school, and domain.

**Total number of Asian students in domain**– This is the total count of Asian students for the district, school, and domain.

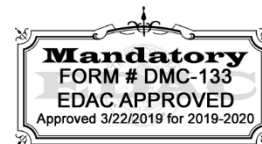
**Total number of Black or African American students in domain**– This is the total count of Black or African American students for the district, school, and domain.

**Total number of White students in domain**– This is the total count of White students for the district, school, and domain.

**Total number of Native Hawaiian or other Pacific Islander in domain**– This is the total count of Native Hawaiian or other Pacific Islander students for the district, school, and domain.

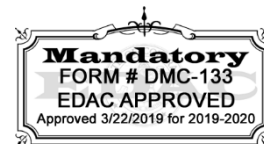
**Total number of students who identify as two or more races in domain**– This is the total count of students who identify as two or more races for the district, school, and domain.

**Total number of students whose race is unknown in domain**– This is the total count of students whose race is unknown for the district, school, and domain.



# 2019-2020 Kindergarten School Readiness File

Last updated: March 12, 2019



Page 5 of 5