



**ANNUAL REPORT ON
CONCURRENT ENROLLMENT
2012-2013 School Year**

March 27, 2014

Table of Contents

Introduction	5
Highlights	7
Summary of Dual Enrollment Programs	8
Concurrent Enrollment Participation, Demographics, and Academic Success	11
Partnership Summary	11
Participation Growth.....	11
Participation by Districts and High Schools	13
Accelerating Students through Concurrent ENrollment (ASCENT)	16
Demographics	17
Academic Success.....	17
Remedial Courses	18
Career and Technical Education Courses	21
Postsecondary Credentials	22
Outcomes of Dual Enrollment Programs	23
The Effects of Dual Enrollment on the College-Going and Remedial Education Rates of Colorado’s High School Students: Executive Summary	24
Next Steps	25
Attachment A: Reporting Requirements and Data Availability	27
Appendices	28
Appendix A: 2012-2013 Concurrent Enrollment Headcount, By Institutions of Higher Education and High Schools	28
Appendix B: 2012-2013 Concurrent Enrollment Headcount, By School District	43
Appendix C: 2012-2013 Concurrent Enrollment Headcount, by Race/Ethnicity	48
Appendix D: 2012-2013 Concurrent Enrollment Headcount, by Gender	49

List of Tables and Figures

Table 1: High School Dual Enrollment Summary	8
Figure 1: 2012-2013 High School Dual Enrollment Summary, by Program	9
Table 2: 2012-2013 Dual Enrollment Participation, By Higher Education Institution	9
Table 3: Concurrent Enrollment Programs 2012-2013, Prior-Year Comparison	12
Table 4a: Top 10 Schools Participating in Concurrent Enrollment, by Student Headcount	13
Table 4b: Top 10 Districts Participating in Concurrent Enrollment, by Student Headcount	13
Table 4c: Top 10 Districts Participating in Concurrent Enrollment, by Percentage of High School Students in Concurrent Enrollment	14
Figure 2: Map of School Districts Participating in Concurrent Enrollment.....	15
Table 5: Enrollment Headcount for the ASCENT Program, by District	16
Table 6: Concurrent Enrollment Participation, by Race/Ethnicity	17
Table 7: Concurrent Enrollment Participation, by Gender	17
Figure 3: Concurrent Enrollment Program Student Success Rates	18
Table 8: Concurrent Enrollment Credit Hours Attempted and Passed	19
Table 9: Remedial Concurrent Enrollment Course Participation and Credit Hours Attempted and Passed	20
Table 10: Career and Technical Education (CTE) Concurrent Enrollment Participation	21
Table 11: Concurrent Enrollment and ASCENT Postsecondary Credential-Seeking Students	22
Table 12: Concurrent Enrollment and ASCENT Postsecondary Credential Completion.....	22

This report was prepared by The Colorado Department of Higher Education (DHE) and the Colorado Department of Education (CDE) and was submitted to the Education Committees of the Senate and House of Representatives pursuant to 22-35-112 C.R.S. For more information contact:

Brenda Bautsch, Research and Policy Analyst at the Colorado Department of Higher Education, at 303-866-2030 or by email at brenda.bautsch@dhe.state.co.us

Michelle Camacho Liu, Office of Postsecondary Readiness at the Colorado Department of Education, at 303-866-6596 or by email at liu_m@cde.state.co.us.

Introduction

Creating more and better pathways from high school to higher education is essential if we are to reach our state goals of increasing college completion rates and decreasing high school dropout rates. Dual enrollment is one strategy states across the country are using to cultivate seamless P-20 pathways. Dual enrollment programs provide high school students the opportunity to enroll in college-level courses and earn credit at no cost to them for tuition. These programs help students develop the knowledge, skills and abilities necessary to be postsecondary and workforce ready. Research indicates that dual enrollment students are more likely to enroll in college than their peers and are less likely to need remedial education once in college.¹

Data and Definitions

Pursuant to statute (C.R.S. §22-35-112), the Colorado Department of Higher Education (DHE) and the Colorado Department of Education (CDE) have prepared this report.² The data in this report provide a descriptive summary of students in Colorado’s public education system who participated in dual enrollment programs in the 2012-2013 academic year.

This report summarizes:

1. Data on the number of local education providers and institutions of higher education that have entered into cooperative agreements;
2. Number of public school students participating in Concurrent Enrollment, ASCENT and other dual enrollment programs;
3. Demographic information about students that participated in Concurrent Enrollment;
4. Data on the total number and percentage of students that passed Concurrent Enrollment courses during the 2012-2013 school year;
5. Outcomes analyses exploring the benefits of dual enrollment in regard to postsecondary enrollment, first-year college success and need for remedial education.

“Dual enrollment” is used in this report to refer to the broad array of programs available to high school students that allow them to take college-level courses for credit. In this report, the capitalized version of “Concurrent Enrollment” refers only to the statewide programs created by House Bill 09-1319 and detailed in the Concurrent Enrollment Programs Act (C.R.S. §22-35-101 et seq.).

¹ Colorado Department of Higher Education internal research. See page 22 for more details.

² See *Attachment A* for an overview of the reporting requirements.

The Concurrent Enrollment Programs Act defines Concurrent Enrollment as the “simultaneous enrollment of a qualified student in a local education provider and in one or more postsecondary courses, which may include an academic or career and technical education course, at an institution of higher education” (C.R.S. §22-35-103).

The data reported here are collected through the DHE Student Unit Record Data System (SURDS), unless otherwise noted. Other than in the first section, “Summary of Dual Enrollment Programs,” this report does not include data on Postsecondary Enrollment Options (PSEO), Fasttrack, or other dual programs not described in House Bill 09-1319 as these dual enrollment programs were phased out in July of 2012 or are institution specific.

Highlights

- Approximately 26,900 students participated in dual enrollment programs of any type in the 2012-2013 academic year. This represents about 22 percent of all 11th and 12th graders in public high schools in Colorado.
- Overall, participation in dual enrollment programs increased by about 12 percent between 2011-2012 and 2012-2013.
- The Concurrent Enrollment program continues to see sustained increases in participation. During the 2012-13 school year, 3,945 more students participated in the program than in the prior year.
- Among Colorado's public high schools, Cherokee Trail High School, from Cherry Creek School District, had the highest number of students participating in Concurrent Enrollment for the third year in a row.
- Denver Public Schools had the most students participating in Concurrent Enrollment out of all Colorado school districts.
- Slightly more females participated in Concurrent Enrollment compared to males.
- The number of Hispanics students—Colorado's largest minority group—participating in Concurrent Enrollment increased by 37.3 percent from 2011-12 to 2012-13.
- Since the beginning of Concurrent Enrollment in 2009, the program has seen significant diversification, and the composition of the Concurrent Enrollment program now closely resembles the overall composition of public high schools.
- In 2012-13, Colorado high school students attempted a total of 143,939 Concurrent Enrollment credit hours.
- The average number of credit hours attempted by all participating Concurrent Enrollment students was 7.9, with an average of 7.2 hours passed.
- A large majority of students—84 percent—passed all of their Concurrent Enrollment courses in 2012-13. This is an improvement from the previous year's complete pass rate of 78 percent.
- Participation in remedial Concurrent Enrollment courses is approximately 6 percent of the Concurrent Enrollment total.
- 775 students in Concurrent Enrollment or ASCENT programs earned some type of postsecondary credential in 2012-13. This is a 60 percent increase over last year's credential completion total.
- Students who participated in dual enrollment programs in high school had higher first-year credit hour accumulation, grade point averages, and retention rates in college.
- Participation in dual enrollment is associated with a 23 percent increase in the likelihood of enrolling in college and a 10 percent decrease in the need for remediation, holding gender, income, race/ethnicity, and ACT scores constant.

Summary of Dual Enrollment Programs

Table 1, Table 2 and Figure 1 provide a summary of the different dual enrollment programs in the state during the 2011-12 and 2012-13 academic years. The phasing out of Fasttrack and PSEO in 2012 is reflected in the decreased numbers in 2011-12. There were no students participating in those programs in the 2012-13 school year due to the fact that these programs were discontinued as of July 2012.

During the academic year 2012-13, 26,935 high school students participated in Concurrent Enrollment, ASCENT or other dual enrollment programs, representing about 22 percent of all 11th and 12th graders. This number was an increase of almost 3,000 students from 2011-12, an 11.9 percent increase in one year.

One in five 11th and 12th graders in public high schools participates in dual enrollment

The highest area of participation growth in 2012-13 was in the ASCENT program, which saw an increase of nearly 40 percent. The largest number of students is in the Concurrent Enrollment program—as defined in House Bill 09-1319—with 66 percent of dual enrollment students participating in the program (see Figure 1). The "Other High School Dual Enrollment Programs" category includes individually, institutionally designed dual enrollment programs.

Table 1: High School Dual Enrollment Summary³

Program Type	Unduplicated Student Count Academic Year 2010-2011	Unduplicated Student Count Academic Year 2011-2012	Unduplicated Student Count Academic Year 2012-2013	Change from 2011-12 to 2012-13
Concurrent Enrollment	9,349	13,928	17,873	+28.3%
ASCENT Program	99	208	291	+39.9%
PSEO	5,185	1,935	0*	*
Fasttrack	192	10	0*	*
Other High School Dual Enrollment Programs	5,961	7,998	8,771	+9.7%
Total	20,786	24,079	26,935	+11.9%

Note: Concurrent Enrollment program numbers include students at early college high schools. ASCENT program data are from CDE's October Count data. *PSEO and Fasttrack are now phased out.

Table 2 displays enrollment in dual programs by institution of higher education. The two-year institutions that served the most students in the 2012-13 academic year were the Community College of Aurora, with 3,040 students, followed by Arapahoe Community College, with 2,990 students. Of the four-year institutions offering dual enrollment programs, the University of

³ Data throughout the report are from the Department of Higher Education's Student Unit Record Data (SURDS), unless otherwise noted.

Colorado Denver served 4,418 students primarily through their institutionally-developed dual enrollment program, followed by Colorado Mesa University, which served 1,155 students mainly through the state’s Concurrent Enrollment and ASCENT programs.

Figure 1. 2012-2013 High School Dual Enrollment Summary, by Program

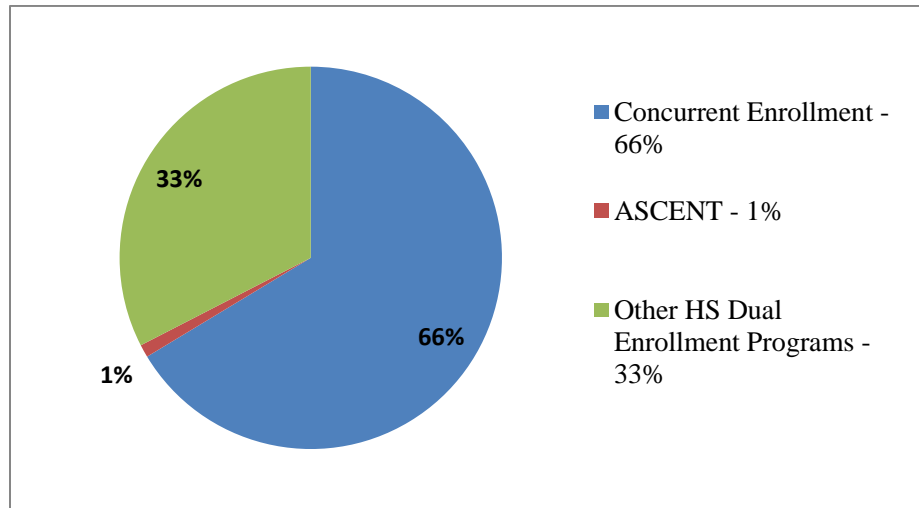


Table 2: 2012-2013 Dual Enrollment Participation, by Higher Education Institution

Public Institution of Higher Education	Concurrent Enrollment (HB09-1319)	ASCENT	Other HS Dual Enrollment Program	Total All Programs
Two-Year Institutions				
Aims Community College	677	13	59	749
Arapahoe Community College	2,747	5	238	2,990
Colorado Mountain College	677	-	581	1,258
Colorado Northwestern Community College	408	1	1	410
Community College of Aurora	2,956	75	9	3,040
Community College of Denver	1,512	24	48	1,584
Front Range Community College	2,093	30	111	2,234
Lamar Community College	393	14	15	422
Morgan Community College	747	3	-	750
Northeastern Junior College	420	-	-	420
Otero Junior College	514	-	2	516
Pikes Peak Community College	1,183	15	659	1,857
Pueblo Community College	1,144	5	8	1,157
Red Rocks Community College	1,091	12	106	1,209
Trinidad State Junior College	390	1	13	404
Two-Year Total	16,952	198	1,850	19,000

Public Institution	Concurrent Enrollment (HB09-1319)	ASCENT	Other High School Concurrent Program	Total All Programs
Four-Year Institutions				
Adams State University	33	-	60	93
Colorado Mesa University	956	19	180	1,155
Colorado School of Mines	-	-	15	15
Colorado State University	8	-	1	9
Colorado State University - Pueblo	33	-	620	653
Fort Lewis College	47	-	4	51
Metro State University of Denver	6	3	7	16
University of Colorado Boulder	30	-	36	66
University of Colorado Colorado Springs	32	-	817	849
University of Colorado Denver	5	-	4,413	4,418
University of Northern Colorado	12	-	446	458
Western State Colorado University	117	-	1	118
Four-Year Total	1,279	22	6,600	7,901
Grand Total	18,231	220	8,450	26,901

Note: All data in Table 2, including ASCENT data, are from DHE's SURDS. Also, as Colorado Mesa University does include a two-year college as a part of its system, some of the concurrent enrollment students counted here may be enrolled in the two-year program, not the four-year program.

The balance of this report will summarize Concurrent Enrollment and ASCENT programs as described in House Bill 09-1319. That is, PSEO, Fasttrack, and "other" dual enrollment programs will not be hereafter reported.

Partnership Summary

A local education provider (LEP) that seeks to allow students to participate in Concurrent Enrollment must enter into a cooperative agreement with an institution of higher education per C.R.S. §22-25-104. The Concurrent Enrollment Programs Act defines a local education provider as a school district, a board of cooperative services (BOCES), a district charter school, or an institute charter school.

In 2012-13, 20 institutions of higher education and 161 LEPs entered into a total of 219 cooperative agreements using the Concurrent Enrollment model per C.R.S. §22-25-104. The data for these numbers are collected by institutions sending their cooperative agreements directly to the Colorado Department of Higher Education. This is a new process and not all institutions were able to turn their cooperative agreements in to DHE, thus these numbers do not match the enrollment numbers displayed later in the report. DHE is currently working with institutions to make sure this information is accurately reported in the future.

Participation Growth

The Concurrent Enrollment program continues to see sustained increases in participation. During the 2012-13 school year, 4,246 more students participated in the Concurrent Enrollment program than in the previous year. As reported last year, the increase from 2010-11 to 2011-12 was 4,656 students, which indicates that year-to-year increases in participation are remaining consistently high.

Table 3 displays the unduplicated student count for Concurrent Enrollment participation by institutions of higher education for the last two years. Due to changes in dual enrollment options, Pikes Peak Community College showed a particularly large increase in Concurrent Enrollment this year as their reporting and program opportunities adjusted. Pikes Peak Community College, which did not report any Concurrent Enrollment students in the prior year, had the largest increase of students enrolled, with 1,183 students participating. Front Range Community College had the next largest increase in participation (702 students). Colorado Mesa University had the largest participation increase of four-year institutions, with 272 more students participating in 2012-13 than in the previous school year.⁴ A total of 26 public institutions of higher education served Concurrent Enrollment students in 2012-13. See Appendix A for an unduplicated count of students by institution and high school.

⁴ As Colorado Mesa University does include a two-year college as a part of its system, some of the concurrent enrollment students counted here may be enrolled in the two-year program, not the four-year program.

Table 3: Concurrent Enrollment Programs 2012-2013, Prior-Year Comparison

Public Institutions of Higher Education	Number of Students, 2011-12 Academic Year	Number of Students, 2012-13 Academic Year	Change in number of students
Two-Year Public Institutions			
Aims Community College	565	677	+112
Arapahoe Community College	2,365	2,747	+382
Colorado Mountain College	804	677	-127
Colorado Northwestern Community College	394	408	+14
Community College of Aurora	2,682	2,956	+274
Community College of Denver	1,062	1,512	+450
Front Range Community College	1,391	2,093	+702
Lamar Community College	394	393	-1
Morgan Community College	245	747	+502
Northeastern Junior College	353	420	+67
Pikes Peak Community College	-	1,183	+1,183
Otero Junior College	450	515	+65
Pueblo Community College	1,173	1,144	-25
Red Rocks Community College	1,063	1,091	+28
Trinidad State Junior College	322	390	+68
Four-Year Public Institutions			
Adams State University	33	33	0
Colorado Mesa University	687	956	+272
Colorado State University	6	8	+2
Colorado State University - Pueblo	0	33	+33
Fort Lewis College	27	47	+20
Metropolitan State University of Denver	0	6	+6
University of Colorado Boulder	0	30	+30
University of Colorado Colorado Springs	0	32	+32
University of Colorado Denver	0	5	+5
University of Northern Colorado	0	12	+12
Western State Colorado University	0	117	+117
Total	14,016	18,231	+4,215

Note: Counts throughout the report may differ based upon multiple enrollments and descriptive reporting.

Participation by Districts and High Schools

Tables 4a and 4b highlight the top 10 schools and school districts with the highest number of students participating in Concurrent Enrollment. All ten of the top participating schools by headcount are located in four districts: Aurora Public Schools, Cherry Creek Schools, Denver Public Schools, and Douglas County School District. Cherokee Trail High School tops the high school list for the third year in a row. New this year to the top 10 list for high school participation are Cherry Creek High School and Rock Canyon High School. Denver Public Schools moved above Douglas County School District and Cherry Creek Schools to take the top spot on the list of the top 10 school districts participating in Concurrent Enrollment by headcount. Eagle County Schools was the only new school district on the top 10 list for the 2012-13 school year.

Table 4a: Top 10 Schools Participating in Concurrent Enrollment, by Student Headcount 2012-2013

District	School	Unduplicated Headcount
Cherry Creek Schools	Cherokee Trail High School	612
Cherry Creek Schools	Overland High School	420
Aurora Public Schools	Hinkley High School	404
Douglas County School District	Mountain Vista High School	350
Denver Public Schools	CEC Middle College Of Denver	342
Aurora Public Schools	Rangeview High School	313
Denver Public Schools	Southwest Early College Charter School	290
Douglas County School District	Rock Canyon High School	268
Cherry Creek Schools	Cherry Creek High School	266
Douglas County School District	Highlands Ranch High School	260

Table 4b: Top 10 Participating Districts in Concurrent Enrollment, by Student Headcount 2012-2013

District	Number of Schools Within the District with CE Programs	Unduplicated Headcount
Denver Public Schools	25	1,851
Cherry Creek Schools	7	1,708
Douglas County School District	10	1,567
Jeffco Public Schools	29	1,304
Aurora Public Schools	10	1,189
Mesa County Valley School District 51	7	493
Poudre School District	10	412
Eagle County Schools	2	349
Pueblo City Schools	7	323

When looking at Concurrent Enrollment participation by student headcount, the state’s larger districts will invariably have the highest participation numbers. Another way to look at district participation is to calculate the percentage of high school students (9th-12th grade) who take at least one Concurrent Enrollment course. Table 4c lists the top 10 school districts with the highest percentage of high school students participating in Concurrent Enrollment. Crowley County School District, a small rural district, tops the list with 88 percent of its students taking Concurrent Enrollment courses. All districts in Table 4c are classified by CDE as small rural districts.⁵

A total of 3 BOCES and 165 school districts participated in Concurrent Enrollment in 2012-13, which represents about 92 percent of districts in Colorado. See Figure 2 for a visual display of participating districts and Appendix B for a complete list of Concurrent Enrollment headcount and participation rates by school district. Additionally, 365 high schools had at least one student participating in Concurrent Enrollment, representing about 75 percent of all Colorado high schools.

Table 4c: Top 10 Participating Districts in Concurrent Enrollment, by Percentage of High School Students in Concurrent Enrollment, 2012-2013

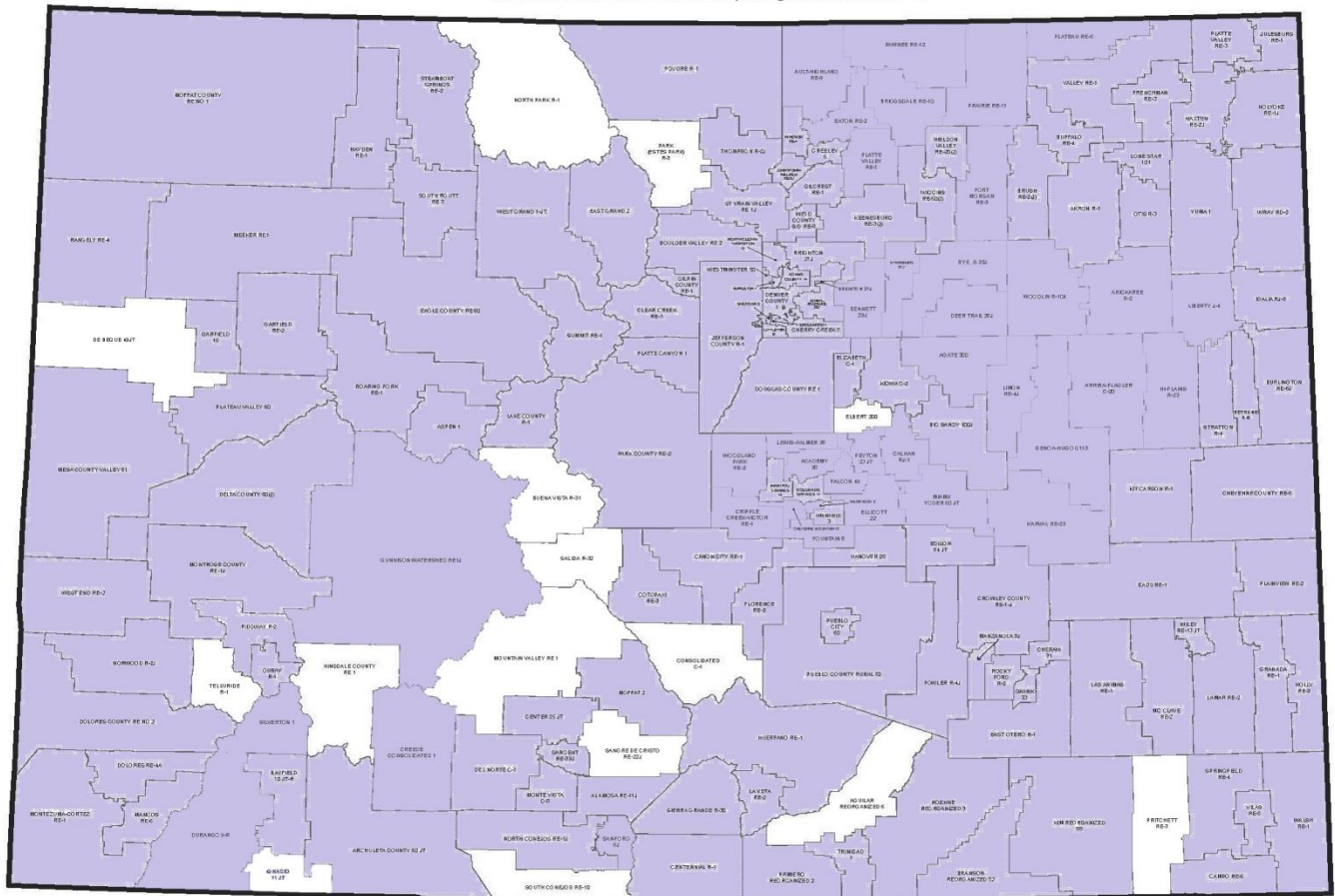
District	Number of Students in Concurrent Enrollment (Unduplicated Headcount)	Percent of 9th-12th Graders in Concurrent Enrollment
Crowley County School District	118	88%
Cheraw School District	38	66%
Campo School District RE-6	7	54%
Swink School District	52	50%
Meeker School District	96	48%
Peetz Plateau School District RE-5	30	46%
Mc Clave School District RE-2	38	46%
Lone Star School District	16	46%
Walsh School District RE-1	20	42%

Note: Percentage of 9th-12th grade students is based on CDE’s October Count data for 2012-13.

⁵ CDE’s definition of rural schools: “A Colorado school district is determined to be rural giving consideration to the size of the district, the distance from the nearest large urban/urbanized area, and having a student enrollment of approximately 6,500 students or less. Small rural districts are those districts meeting these same criteria and having a student population of less than 1,000 students.” www.cde.state.co.us

Figure 2. Map of School Districts Participating in Concurrent Enrollment, 2012-13
 Shaded districts have at least one student in Concurrent Enrollment.

Colorado School District Map
 Concurrent Enrollment Participating Districts 2012-13



Produced by the Colorado Department of Education Web Support Services Unit - May, 2007

Source: SURDS Data 2014 Concurrent Enrollment Report

Accelerating Students through Concurrent Enrollment (ASCENT)

The ASCENT program was in its third year during the 2012-13 academic year. Twenty-two LEPs, an additional six from the 2011-12 year, participated in this program with a total enrollment of 291 students. Table 6 provides a list of the districts and the unduplicated headcount of students who participated in the ASCENT program using data that was obtained through the Colorado Department of Education’s October Count.

**Table 5: Enrollment Headcount for the ASCENT Program, by District
2012-2013**

District	ASCENT Participants
Aurora Public Schools	137
Buena Vista School District	2
Colorado Springs School District 11	5
Delta County School District	12
Denver Public Schools	31
Eagle County Schools	5
Edison School District 54JT	12
Weld County School District 6 (Greeley-Evans)	8
Jeffco Public Schools	9
Lamar School District RE-2	7
Mapleton Public Schools	1
Mc Clave School District	1
Mesa County Valley School District 51	7
Montezuma-Cortez School District RE-1	1
Norwood Public Schools	1
Park County School District RE-2	1
Platte Canyon School District #1	3
Poudre School District	14
Strasburg School District 31J	5
Thompson School District	8
Trinidad School District #1	1
Widefield School District 3	5
Total	291

Note: Data for Table 6 were obtained through CDE’s October Count.

CDE October Count data was used in this section of the report in order to align with the amount of funding received by districts/LEPs for ASCENT participation. As students can participate part-time, the unduplicated headcount may be larger than the total FTE funded by the legislature.

Demographics

Table 7 provides information on Concurrent Enrollment participation by race/ethnicity, for the 2011-12 and 2012-13 academic years. The number of Hispanics students—Colorado’s largest minority group—participating in Concurrent Enrollment increased by 37.3 percent from 2011-12 to 2012-13. Overall, since the beginning of Concurrent Enrollment in 2009, the program has seen significant diversification, and the composition of the Concurrent Enrollment program now closely resembles the composition of public high schools in Colorado. Table 8 displays Concurrent Enrollment participation by gender. Over the last two school years more females have participated in Concurrent Enrollment than males.

Table 6: Concurrent Enrollment Participation, by Race/Ethnicity, 2012-2013

Race/Ethnicity	2011-2012 Academic Year Number/Percent		2012-2013 Academic Year Number/Percent		Percent Change in Number of Students
	Number	Percent	Number	Percent	
Asian	416	3%	471	2.6%	13.2%
Black	525	3.8%	641	3.6%	22.1%
Hawaiian or Pacific Islander	30	0.2%	42	0.2%	40.0%
Hispanic	2,744	19.6%	3,767	20.9%	37.3%
Native American/Alaska Native	105	0.7%	98	0.5%	-6.7%
Unknown/Did not wish to Answer	2,084	14.9%	1,969	10.9%	-5.5%
White	7,504	53.6%	10,072	55.9%	34.2%
More than one race/ethnicity	290	2.1%	549	3.0%	89.3%
Nonresident Alien	293	2.1%	425	2.4%	45.1%

Note: Includes Concurrent Enrollment and does not include ASCENT. Counts may differ based upon multiple enrollments and descriptive reporting. A nonresident alien is a person who is not a citizen or national of the United States and who is in this country on a visa or temporary basis and does not have the right to remain indefinitely.

Table 7: Concurrent Enrollment Participation, by Gender, 2012-2013.

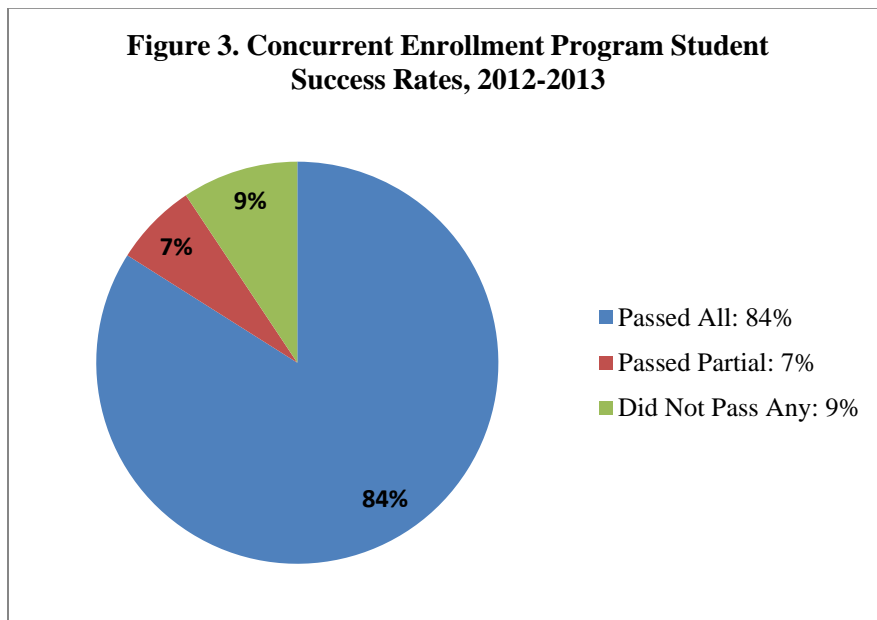
Gender	2011-2012 Academic Year Number/Percent		2012-2013 Academic Year Number/Percent		Percent Change in Number of Students
	Number	Percent	Number	Percent	
Female	7,338	52.7%	9,697	54.1%	+32.1%
Male	6,522	46.8%	8,133	45.4%	+24.7%
No Gender Data	70	0.5%	90	0.5%	+28.6%

Note: Includes Concurrent Enrollment and does not include ASCENT. Counts may differ based upon multiple enrollments and descriptive reporting. Headcount enrollments, by ethnicity and gender, or each participating higher education institution are available in Appendices C and D.

Academic Success

Table 9 details the number of credit hours attempted and the number of credit hours passed for Concurrent Enrollment students by institution of higher education. In 2012-13, high school students attempted a total of 143,939 Concurrent Enrollment credit hours. The average number of credit hours attempted by Concurrent Enrollment students was 7.9, with an average of 7.2 hours passed.

As displayed in Figure 3, a large majority of students—84 percent—passed all of their Concurrent Enrollment courses in 2012-13. This is an improvement from the previous year’s complete pass rate of 78 percent. Only 9 percent of students did not pass any of their Concurrent Enrollment courses.



Remedial Courses

Table 10 details student participation in basic skills, or remedial, Concurrent Enrollment courses. Per C.R.S. §22-25-104, a student may concurrently enroll in basic skills courses only if the student is enrolled in the 12th grade or has been retained by an LEP for additional instruction after the student’s 12th grade year.

Of the total Concurrent Enrollment students, 1,073 students, or 6.2 percent, enrolled in remedial courses. Between 2011-12 and 2012-13, enrollment in remedial Concurrent Enrollment courses saw a 47.8 percent increase. The largest enrollments were at the Community College of Aurora and the Community College of Denver. Utilizing dual enrollment for remedial courses is a recognized strategy to help students successfully complete developmental education prior to college enrollment. This helps ensure students are able to immediately enter college-level, credit-bearing courses and be on their way to earning a postsecondary credential.

**Table 8: Concurrent Enrollment Credit Hours Attempted and Passed
2012-2013**

Public Institution of Higher Education	Number of Students	Total Hours Attempted	Total Hours Passed	Pass Rate
Two-Year Institutions				
Aims Community College	677	4,940	4,623	93.6%
Arapahoe Community College	2,753	14,287	13,375	93.6%
Colorado Mountain College	677	5,403	5,285	97.8%
Colorado Northwestern Community College	408	4,036	3,354	83.1%
Community College of Aurora	2,956	17,536	14,856	84.7%
Community College of Denver	1,513	9,515	7,684	80.8%
Front Range Community College	2,095	15,630	14,329	91.7%
Lamar Community College	393	5,521	5,335	96.6%
Morgan Community College	747	9,122	8,798	96.4%
Northeastern Junior College	420	3,784	3,632	96.0%
Otero Junior College	515	4,751	4,383	92.3%
Pikes Peak Community College	1,190	14,417	12,226	84.8%
Pueblo Community College	1,146	12,735	11,485	90.2%
Red Rocks Community College	1,094	9,611	9,244	96.2%
Trinidad State Junior College	393	3,222	3,084	95.7%
Four-Year Institutions				
Adams State University	33	141	138	97.9%
Colorado Mesa University	959	7,141	7,053	98.8%
Colorado State University	8	30	30	100.0%
Colorado State University - Pueblo	33	473	442	93.4%
Fort Lewis College	47	392	372	94.9%
Metropolitan State University of Denver	6	77	65	84.4%
University of Colorado Boulder	30	175	167	95.4%
University of Colorado Colorado Springs	34	357	351	98.3%
University of Colorado Denver	5	27	27	100.0%
University of Northern Colorado	12	82	79	96.3%
Western State Colorado University	117	534	466	87.3%
Total	18,262	143,939	130,883	90.9%

**Table 9: Remedial Concurrent Enrollment Course Participation
and Credit Hours Attempted and Passed
2012-2013**

Public Institution of Higher Education	Number of Students	Total Hours Attempted	Total Hours Passed	Pass Rate
Two-Year Public Institutions				
Aims Community College	20	81	50	61.7%
Arapahoe Community College	67	285	229	80.4%
Colorado Northwestern Community College	16	81	69	85.2%
Community College of Aurora	336	1,401	1,174	83.8%
Community College of Denver	353	1,896	1,375	72.5%
Front Range Community College	52	280	162	57.9%
Lamar Community College	12	47	44	93.6%
Northeastern Junior College	37	212	200	94.3%
Otero Junior College	4	13	7	53.8%
Pikes Peak Community College	49	242	164	67.8%
Pueblo Community College	66	284	157	55.3%
Red Rocks Community College	5	15	15	100.0%
Trinidad State Junior College	2	6	3	50.0%
Four-Year Public Institutions				
Adams State University	1	3	3	100.0%
Colorado Mesa University	51	195	174	89.2%
Metropolitan State University of Denver	1	4	0	0.0%
Western State Colorado University	1	3	3	100.0%
Total	1,073	5,048	3,829	75.9%

Career and Technical Education Courses

Per C.R.S. §22-35-103, Concurrent Enrollment students have the opportunity to take postsecondary career and technical education (CTE) courses and earn credit that can be applied toward a technical certificate or degree. In 2012-13, over 7,100 students participated in CTE Concurrent Enrollment courses. Table 10, below, displays the number of students by institution of higher education. Providing opportunities for CTE courses as part of dual enrollment offerings is a recognized strategy to help improve outcomes for traditionally underserved students. The CTE pathways in Colorado provide additional options for students to earn postsecondary credentials, and offering CTE through Concurrent Enrollment allows students to get a head start on those pathways.

**Table 10: Career and Technical Education (CTE) Concurrent Enrollment Participation
2012-2013**

Two-Year Public Institutions of Higher Education	Number of Students in CTE Concurrent Enrollment Courses
Aims Community College	310
Arapahoe Community College	1,677
Colorado Mountain College	106
Colorado Northwestern Community College	101
Community College of Aurora	1,265
Community College of Denver	438
Front Range Community College	793
Lamar Community College	131
Morgan Community College	180
Northeastern Junior College	104
Otero Junior College	311
Pikes Peak Community College	453
Pueblo Community College	621
Red Rocks Community College	630
Trinidad State Junior College	153
Total	7,179

Postsecondary Credentials

Table 11 shows how many Concurrent Enrollment and ASCENT students are seeking a postsecondary credential while in high school. Overall, 8,764 students registered for their courses in a specific credential program. Most students are seeking an Associate of Arts or Associate of Science degree.

Table 11: Concurrent Enrollment and ASCENT Postsecondary Credential-Seeking Students 2012-2013

Credential Type	Concurrent Enrollment Students	ASCENT Students	Total Students
Certificate (less than 1 year)	379	6	385
Certificate (at least 1 year, less than 2)	242	16	258
Associates Applied Science	1,048	43	1,091
Associates of General Studies	1,436	14	1,450
Associate Degree (AA or AS)	5,473	107	5,580
Total credential-seeking	8,578	186	8,764
Not credential-seeking	9,669	27	9,696

Note: ASCENT numbers are from DHE's SURDS.

Table 12 displays the number and type of credentials actually earned by high school students participating in the Concurrent Enrollment or ASCENT programs during the 2012-13 academic year. 775 students in Concurrent Enrollment or ASCENT programs earned some type of postsecondary credential in 2012-13. This is a 60 percent increase over last year's total credential completion number (483). Most of the credentials are certificates as associate degrees require students to be enrolled for longer periods of time.

Table 12: Concurrent Enrollment and ASCENT Postsecondary Credential Completion 2012-2013

Credential Type	Concurrent Enrollment Students	ASCENT Students	Total Students
Certificate (less than 1 year)	552	10	562
Certificate (at least 1 year, less than 2)	80	5	85
Associates Applied Science	6	3	9
Associates of General Studies	20	1	21
Associate Degree (AA or AS)	81	17	98
Total	739	36	775

Note: ASCENT numbers are from DHE's SURDS.

Outcomes of Dual Enrollment Programs

The purpose of this section is to investigate the effect participation in dual enrollment programs has on student matriculation to, and performance in, college. In order to test the relationship between dual enrollment and matriculation, credit hour accumulation, GPA and retention, basic inferential tests of differences were used. Participation in dual enrollment includes participation in any program offered in the state (including Concurrent Enrollment, ASCENT, PSEO, Fasttrack, and any other dual enrollment programs).

This year's report repeats last year's analyses with newer data that includes the 2010, 2011, and 2012 high school graduating cohorts. The findings here reflect the previous year's findings, which show better outcomes on all indicators for dual enrollment students as compared to students who did not take dual enrollment courses.

In addition, this year's report includes findings from robust multivariate analyses that better isolates and estimates the effect of dual enrollment participation on college-going rates and remedial rates. The executive summary of the report is included here. The full report can be found on the Colorado Department of Higher Education's website.

Matriculation

Of the high school students participating in a dual enrollment program, on average more than 82 percent enrolled in college in the fall immediately following graduation. Among students who were not enrolled in a dual enrollment program, on average only 52 percent enrolled in college the following fall ($p < .001$). These data suggest that students participating in a dual enrollment program are more likely to matriculate to college than high school students not dually enrolled.

Credit Hour Accumulation

College students who participated in a dual enrollment program had higher earned cumulative credit hours, on average 36 credit hours, by the end of their first year of college compared to approximately 26 credit hours earned for students who were not dually enrolled in high school ($p < .001$). Although this finding may not be surprising since students begin earning college credits in high school, the accumulation of higher credit hours has been linked to retention and successful degree attainment.⁶

First-Year Grade Point Average

Matriculated college students who had participated in a dual enrollment program in high school have, on average, higher first-year GPAs (2.84) compared to students who were not dually enrolled (2.65). This difference is statistically significant ($p < .001$). Higher GPAs have also been shown to be a positive predictor of postsecondary success and degree attainment.

⁶ Adelman, C. (2006). *The toolbox revisited: Paths to degree completion from high school through college*. Washington, DC: U.S. Department of Education.

First-Year Retention

Examining the 2010 and 2011 high school graduates who have enrolled in college, those students who participated in a dual enrollment program have a higher first-year retention rate at 82.5 percent, on average, compared to a retention rate of 79.6 percent for students who did not take dual enrollment courses in high school ($p < .001$). First-year persistence has been shown to be a positive predictor of degree attainment.

The Effects of Dual Enrollment on the College-Going and Remedial Education Rates of Colorado's High School Students: Executive Summary

Dual enrollment programs have grown rapidly in Colorado since legislation was enacted in 2009 that expanded access and clarified funding streams (House Bill 09-1319). Those in favor of dual enrollment argue that it increases academic preparation for college and provides momentum toward degree attainment by giving students the opportunity to enter college with credits already accumulated.⁷ The Department of Higher Education conducted a study using Colorado's student data to see if there are positive associations between dual enrollment participation and college success. The study looked specifically at how participation in dual enrollment affects the college-going rates of Colorado's high school students, and how it affects their remedial education rates.

DHE has established a partnership with the Colorado Department of Education that permits the linkage of postsecondary data with K-12 data using the State Assigned Student Identifier (SASID). This study relied on the SASID-linked databases to create a panel dataset that follows cohorts of students as they move through the K-12 system and into higher education. The high school graduating cohorts of 2010, 2011 and 2012 were used in this study.

This study found positive, statistically significant and substantively large effects of dual enrollment participation on college enrollment for Colorado high school graduates. On average, participation in dual enrollment is associated with a 22.9 percent increase in the likelihood of enrolling in college immediately after high school graduation, holding gender, income, race/ethnicity, ACT scores and school effects constant. While controlling for academic and socioeconomic factors allows us to better isolate the effects of dual enrollment, selection bias remains a threat to the study, and the effect size is most likely overestimated. Selection bias is a problem that results from not being able to control for individual motivation. Some dual enrollment students were likely to be intrinsically motivated to both take dual enrollment courses and to enroll in college, and thus their decision to enroll in college cannot be

Participation in dual enrollment is associated with a 22.9% increase in the likelihood of enrolling in college and a 10% decrease in the need for remediation, holding gender, income, race/ethnicity, and ACT scores constant.

⁷ An, B.P. (2013). The Impact of Dual Enrollment on College Degree Attainment: Do Low-SES Students Benefit? *Educational Evaluation and Policy Analysis* 35(1): 57-75.

directly tied to the effect of taking dual enrollment courses. However, with a substantial increase of 22.9 percent in the probability of enrolling, there is a good chance that some portion of that effect is due to dual enrollment participation.

The second part of this study focused on the effect of dual enrollment on remedial education rates for college freshmen. The results suggest that taking dual enrollment courses reduces the chance of needing remedial education in the first year of college by an average of 10 percent, controlling for gender, income, race/ethnicity, ACT scores and school effects.

These promising findings indicate that dual enrollment programs play an important role in advancing Colorado's goal to create a seamless P-20 education system that provides the foundational knowledge, skills and ability for all students to succeed.

Next Steps

As CDE and CDHE strive to support districts and higher education institutions in expanding and enhancing Concurrent Enrollment and ASCENT programs, we will focus on the following activities.

Improve data alignment.

Currently, the data collection process for Concurrent Enrollment requires each district or school to create a roster of Concurrent Enrollment students with each individual postsecondary institution. This process has resulted in inconsistent numbers of students being reported to CDE and DHE. It is recommended that a centralized system be created that both K-12 and higher education staff could access to verify enrollment in concurrent courses.

Highlight best practices for providing student support services.

Concurrent Enrollment programs are intended to improve college access and success. As more first-generation and at-risk students participate in higher education, high schools and colleges will need to provide the appropriate student support services to help these students be successful. Concurrent Enrollment programs foster K-12 and higher education partnerships, which can be a starting point to work collaboratively in providing academic and social supports to students. To encourage such activity, CDE and DHE, with guidance from the Concurrent Enrollment Advisory Board, will highlight best and promising practices for providing student support services.

Help districts enter into cooperative agreements.

Pursuant to statute § 22-35-107 (6)(c), CDE and DHE are working to provide guidance so that all school districts have adequate resources to enter into at least one cooperative agreement. Through the identification of scalable best and promising practices for the implementation and expansion of Concurrent Enrollment, CDE and CDHE can provide training and technical assistance to districts entering into cooperative agreements and can help support the ongoing operation of Concurrent Enrollment programs.

Build awareness of the benefits of dual enrollment.

CDE and DHE will continue to evaluate how dual enrollment programs affect postsecondary outcomes. Future research will look at different types of dual enrollment programs, including career and technical education programs. As this information becomes available, the state agencies will make sure to publicly disseminate the findings.

Publicly recognize high-achieving schools and colleges.

One of the statutory goals of Concurrent Enrollment is to “serve a wider range of students, particularly those who represent communities with historically low college participation rates” (C.R.S. §22-35-102(1)[d]). CDE and DHE will identify and publicly recognize school districts, high schools, and postsecondary institutions that are doing an exemplary job of providing concurrent enrollment opportunities to traditionally underserved populations.

Attachment A: Reporting Requirements and Data Availability

Reporting Requirement	Source	Data Availability from 2012-2013 Academic Year (AY)
The number and names of local education providers and institutions of higher education that have entered into cooperative agreements	Institutions of Higher Education through Department of Higher Education	Data currently not available.
The number of qualified students who participated in a dual enrollment program in the previous school year, including subtotals for each local education provider and each institution of higher education	Department of Higher Education	Used SURDS data for 2012-13 AY.
Demographic information about qualified students who participated in a dual enrollment program in the previous school year	Department of Higher Education	Used SURDS data for 2012-13 AY.
The total number of credit hours completed at each institution of higher education by qualified students who participated in a dual enrollment program in the previous school year	Department of Higher Education	Used SURDS data for 2012-13 AY.
The total number of basic skills courses completed at each institution of higher education in the previous school year by qualified students participating in a dual enrollment program	Department of Higher Education	Used SURDS data for 2012-13 AY.
The total tuition costs paid by local education providers to institutions of higher education in the previous school year on behalf of qualified students who participated in dual enrollment programs in the previous school year, including subtotals for each local education provider and each institution of higher education	Local Education Provider Request or Institution of Higher Education Request.	Data currently not available based on higher education tuition breakdowns and structures.
The total number of qualified students designated by the department as ASCENT program participants in the previous school year	Colorado Department of Education / Department of Higher Education	Used CDE & SURDS data for 2012- 13 AY.
The postsecondary degree and certificate programs in which ASCENT program participants were concurrently enrolled in the previous school year, including subtotals indicating how many ASCENT program participants concurrently enrolled in each postsecondary degree and certificate program	Department of Higher Education	Used SURDS data for 2012-13 AY.
Data indicating the total number and percentages of qualified students who failed to complete at least one course in which they concurrently enrolled	Department of Higher Education	Used SURDS data for 2012-13 AY.
To the extent possible, data indicating the total number and percentage of qualified students who concurrently enrolled in college courses who have completed a postsecondary degree	Department of Higher Education	Used SURDS data for 2012-13 AY.

Appendix A: 2012-2013 Concurrent Enrollment Headcount, By Institutions of Higher Education and High Schools

*No data indicates that students did not report what high school they were from when they enrolled in a Concurrent Enrollment course with an institution of higher education.

Institution of Higher Education	High School	Unduplicated Headcount
Adams State University		33
Adams State University	Alamosa High School	11
Adams State University	Branson School Online	1
Adams State University	Centauri High School	2
Adams State University	Centennial High School	3
Adams State University	Center High School	1
Adams State University	Crestone Charter School	1
Adams State University	Del Norte High School	8
Adams State University	La Jara Second Chance School	1
Adams State University	Monte Vista Senior High School	1
Adams State University	Sanford Junior/Senior High School	1
Adams State University	Sierra Grande Senior High School	3
Aims Community College		678
Aims Community College	Berthoud High School	20
Aims Community College	Branson School Online	1
Aims Community College	Briggsdale Undivided High School	6
Aims Community College	Colorado Early Coll-Ft Collins	121
Aims Community College	Eaton High School	59
Aims Community College	Fort Lupton High School	17
Aims Community College	Frontier Charter Academy	46
Aims Community College	Goal Academy	11
Aims Community College	Greeley Central High School	42
Aims Community College	Greeley West High School	45
Aims Community College	Harold Ferguson High School	1
Aims Community College	Highland High School	3
Aims Community College	Jefferson High School	15
Aims Community College	Loveland High School	1
Aims Community College	Monte Vista On-Line Academy	3
Aims Community College	Mountain View High School	2
Aims Community College	Northridge High School	45
Aims Community College	Options School	13
Aims Community College	Pawnee Junior-Senior High School	6
Aims Community College	Platte Valley High School	49
Aims Community College	Prairie Junior-Senior High School	5
Aims Community College	Roosevelt High School	23
Aims Community College	Thompson Valley High School	8
Aims Community College	Union Colony Preparatory School	40

Institution of Higher Education	High School	Unduplicated Headcount
Aims Community College	University Schools	17
Aims Community College	Valley High School	4
Aims Community College	Weld Central Senior High School	52
Aims Community College	Weld Opportunity High School	1
Aims Community College	Windsor High School	14
Aims Community College	No Data*	10
Arapahoe Community College		2,753
Arapahoe Community College	Academy Of Urban Learning	2
Arapahoe Community College	Arapahoe High School	188
Arapahoe Community College	Bruce Randolph School	2
Arapahoe Community College	Castle View High School	47
Arapahoe Community College	Chaparral High School	163
Arapahoe Community College	Chatfield High School	180
Arapahoe Community College	Cherokee Trail High School	10
Arapahoe Community College	Cherry Creek High School	265
Arapahoe Community College	Collegiate Charter Academy	1
Arapahoe Community College	Colorado Provost Academy	3
Arapahoe Community College	Colorado's Finest Alternative High School	8
Arapahoe Community College	Columbine High School	22
Arapahoe Community College	Dakota Ridge Senior High School	18
Arapahoe Community College	Daniel C Oakes High School--Castle Rock	1
Arapahoe Community College	Douglas County High School	84
Arapahoe Community College	Eaglecrest High School	1
Arapahoe Community College	Englewood High School	49
Arapahoe Community College	Expeditionary Learning School	1
Arapahoe Community College	Fred N Thomas Career Education Center	13
Arapahoe Community College	George Washington High School	1
Arapahoe Community College	Greeley Central High School	9
Arapahoe Community College	Greeley West High School	2
Arapahoe Community College	Heritage High School	82
Arapahoe Community College	Highlands Ranch High School	257
Arapahoe Community College	Insight School Of Colorado	1
Arapahoe Community College	John F Kennedy High School	1
Arapahoe Community College	Legend High School	224
Arapahoe Community College	Littleton High School	37
Arapahoe Community College	Mountain Vista High School	350
Arapahoe Community College	Online High School	2
Arapahoe Community College	Options High School	1
Arapahoe Community College	Options School	9
Arapahoe Community College	Overland High School	23

Institution of Higher Education	High School	Unduplicated Headcount
Arapahoe Community College	P.R.E.P. (Alternative) High School	8
Arapahoe Community College	Platte Canyon High School	1
Arapahoe Community College	Ponderosa High School	75
Arapahoe Community College	Rock Canyon High School	122
Arapahoe Community College	Sheridan High School	31
Arapahoe Community College	Smoky Hill High School	8
Arapahoe Community College	Thomas Jefferson High School	200
Arapahoe Community College	Thunderridge High School	94
Arapahoe Community College	Two Roads Charter School	9
Arapahoe Community College	West High School	5
Arapahoe Community College	No Data*	139
Colorado Mesa University		959
Colorado Mesa University	Bridges	2
Colorado Mesa University	Campo Undivided High School	2
Colorado Mesa University	Cedaredge High School	38
Colorado Mesa University	Central High School	88
Colorado Mesa University	Colorado Virtual Academy (COVA)	1
Colorado Mesa University	Creede Junior-Senior High School	1
Colorado Mesa University	Delta High School	113
Colorado Mesa University	Delta Vision School	5
Colorado Mesa University	Fruita Monument High School	187
Colorado Mesa University	Goal Academy	4
Colorado Mesa University	Grand Junction High School	132
Colorado Mesa University	Grande River Virtual Academy	3
Colorado Mesa University	Hotchkiss High School	54
Colorado Mesa University	Loveland High School	1
Colorado Mesa University	Mesa Valley Vision Home Cmnty	10
Colorado Mesa University	Middle Park High School	46
Colorado Mesa University	Norwood High School	11
Colorado Mesa University	Nucla Junior/Senior High School	8
Colorado Mesa University	Olathe High School	57
Colorado Mesa University	Ouray Senior High School	8
Colorado Mesa University	Palisade High School	72
Colorado Mesa University	Paonia High School	41
Colorado Mesa University	Plateau Valley High School	8
Colorado Mesa University	R-5 High School	12
Colorado Mesa University	Ridgway High School	27
Colorado Mesa University	Simla High School	4
Colorado Mesa University	Soroco High School	4
Colorado Mesa University	South Park High School	1

Institution of Higher Education	High School	Unduplicated Headcount
Colorado Mesa University	Surface Creek Vision School	1
Colorado Mesa University	Vision School	3
Colorado Mesa University	West Grand High School	1
Colorado Mesa University	No Data*	10
Colorado Mountain College		677
Colorado Mountain College	Aspen High School	1
Colorado Mountain College	Basalt High School	74
Colorado Mountain College	Battle Mountain High School	192
Colorado Mountain College	Coal Ridge High School	6
Colorado Mountain College	Eagle Valley High School	160
Colorado Mountain College	Fruita Monument High School	1
Colorado Mountain College	Glenwood Springs High School	4
Colorado Mountain College	Grand Valley High School	4
Colorado Mountain College	Lake County High School	22
Colorado Mountain College	Marquette Univ High School	1
Colorado Mountain College	Niwot High School	1
Colorado Mountain College	Olathe High School	1
Colorado Mountain College	Poudre High School	1
Colorado Mountain College	Rifle High School	13
Colorado Mountain College	Roaring Fork High School	41
Colorado Mountain College	Steamboat Springs High School	13
Colorado Mountain College	Summit High School	97
Colorado Mountain College	Twin Bridges High School	1
Colorado Mountain College	Vero Beach Senior High School	1
Colorado Mountain College	Yampah Mountain School	1
Colorado Mountain College	No Data*	43
Colorado Northwestern Community College		408
Colorado Northwestern Community College	Branson Undivided High School	1
Colorado Northwestern Community College	Hayden High School	17
Colorado Northwestern Community College	Hotchkiss High School	27
Colorado Northwestern Community College	Meeker High School	96
Colorado Northwestern Community College	Moffat County High School	151
Colorado Northwestern Community College	Moffat Senior High School	10
Colorado Northwestern Community College	Rangely High School	33
Colorado Northwestern Community College	Ridgway High School	22
Colorado Northwestern Community College	Soroco High School	25

Institution of Higher Education	High School	Unduplicated Headcount
Colorado Northwestern Community College	West Grand High School	12
Colorado Northwestern Community College	No Data*	23
Colorado State University		8
Colorado State University	No Data*	8
Colorado State University - Pueblo		33
Colorado State University - Pueblo	Centennial High School	6
Colorado State University - Pueblo	Dolores Huerta Preparatory High School	5
Colorado State University - Pueblo	East High School	4
Colorado State University - Pueblo	Goal Academy	3
Colorado State University - Pueblo	Pueblo County High School	3
Colorado State University - Pueblo	South High School	7
Colorado State University - Pueblo	Southern Colorado Early College	5
Colorado State University - Pueblo	No Data*	1
Community College of Aurora		2,956
Community College of Aurora	Academy Of Urban Learning	1
Community College of Aurora	Adams City High School	30
Community College of Aurora	Aps Online School	1
Community College of Aurora	Arvada West High School	1
Community College of Aurora	Aurora Central High School	114
Community College of Aurora	Branson School Online	1
Community College of Aurora	Branson Undivided High School	1
Community College of Aurora	Chatfield High School	1
Community College of Aurora	Cherokee Trail High School	609
Community College of Aurora	Cherry Creek High School	2
Community College of Aurora	Colorado Connections Academy	1
Community College of Aurora	Denver School Of Science And Technology	2
Community College of Aurora	Denver School Of The Arts	11
Community College of Aurora	Eaglecrest High School	90
Community College of Aurora	Gateway High School	71
Community College of Aurora	Gateway School	1
Community College of Aurora	Goal Academy	2
Community College of Aurora	Grandview High School	237
Community College of Aurora	Heritage High School	2
Community College of Aurora	High Tech Early College	22
Community College of Aurora	Hinkley High School	404
Community College of Aurora	Insight School Of Colorado	1
Community College of Aurora	Lakewood High School	1
Community College of Aurora	Lotus School For Excellence	5
Community College of Aurora	Martin Luther King Middle College	92

Institution of Higher Education	High School	Unduplicated Headcount
Community College of Aurora	Montbello High School	22
Community College of Aurora	New America School	1
Community College of Aurora	North High School	1
Community College of Aurora	Online High School	1
Community College of Aurora	Options School	20
Community College of Aurora	Overland High School	403
Community College of Aurora	Ralston Valley Senior High School	1
Community College of Aurora	Rangeview High School	313
Community College of Aurora	Rock Canyon High School	146
Community College of Aurora	Smoky Hill High School	70
Community College of Aurora	Two Roads Charter School	9
Community College of Aurora	Vista Peak 9-12 Preparatory	96
Community College of Aurora	West Middle School	64
Community College of Aurora	Widefield High School	1
Community College of Aurora	William Smith High School	54
Community College of Aurora	No Data*	67
Community College Of Denver		1,513
Community College of Denver	[Prep] Prep Assessment Center	17
Community College of Denver	Abraham Lincoln High School	12
Community College of Denver	Academy Of Urban Learning	6
Community College of Denver	Branson Undivided High School	3
Community College of Denver	Bruce Randolph School	108
Community College of Denver	Colorado High School Charter	4
Community College of Denver	Colorado State High School	1
Community College of Denver	Colorado's Finest Alternative High School	1
Community College of Denver	Contemporary Learning Academy High School	58
Community College of Denver	Denver Center For International Studies	41
Community College of Denver	Denver Ctr 21st Century Learn	6
Community College of Denver	Denver School Of The Arts	4
Community College of Denver	East High School	101
Community College of Denver	Emily Griffith Opportunity School	1
Community College of Denver	Escuela Tlatelolco Charter School	2
Community College of Denver	Florence Crittenton High School	16
Community College of Denver	Fred N Thomas Career Education Center	337
Community College of Denver	George Washington High School	18
Community College of Denver	Goal Academy	3
Community College of Denver	Insight School Of Colorado	2
Community College of Denver	John F Kennedy High School	2
Community College of Denver	Lotus School For Excellence	2
Community College of Denver	Manual High School	3

Institution of Higher Education	High School	Unduplicated Headcount
Community College of Denver	Martin Luther King Middle College	3
Community College of Denver	Montbello High School	2
Community College of Denver	North High School	36
Community College of Denver	Online High School	24
Community College of Denver	South High School	133
Community College of Denver	Southwest Early College Charter School	290
Community College of Denver	Summit Academy	17
Community College of Denver	Thomas Jefferson High School	4
Community College of Denver	West High School	252
Community College of Denver	No Data*	10
Fort Lewis College		47
Fort Lewis College	Animas High School	7
Fort Lewis College	Bayfield High School	7
Fort Lewis College	Dolores High School	2
Fort Lewis College	Durango High School	17
Fort Lewis College	Mancos High School	9
Fort Lewis College	Monte Vista On-Line Academy	1
Fort Lewis College	Montezuma-Cortez High School	3
Fort Lewis College	No Data*	1
Front Range Community College		2,095
Front Range Community College	Academy Of Charter Schools	25
Front Range Community College	Adams City High School	85
Front Range Community College	Alternative Center For Edu	1
Front Range Community College	Arapahoe Ridge High School	8
Front Range Community College	Arvada High School	1
Front Range Community College	Berthoud High School	91
Front Range Community College	Boulder High School	4
Front Range Community College	Branson Undivided High School	1
Front Range Community College	Brighton Charter School	7
Front Range Community College	Brighton High School	62
Front Range Community College	Broomfield High School	1
Front Range Community College	Centaurus High School	1
Front Range Community College	Centennial High School	17
Front Range Community College	Colorado Early Coll-Ft Collins	142
Front Range Community College	Denver Ctr 21st Century Learn	1
Front Range Community College	Eagle Ridge Academy	92
Front Range Community College	Erie High School	57
Front Range Community College	Fairview High School	1
Front Range Community College	Fort Collins High School	60
Front Range Community College	Fossil Ridge High School	143

Institution of Higher Education	High School	Unduplicated Headcount
Front Range Community College	Frederick Senior High School	36
Front Range Community College	Global Leadership Academy	23
Front Range Community College	Harold Ferguson High School	10
Front Range Community College	Hidden Lake High School	6
Front Range Community College	Horizon High School	26
Front Range Community College	Insight School Of Colorado	2
Front Range Community College	Jefferson Charter Academy Senior High School	85
Front Range Community College	Legacy High School	43
Front Range Community College	Liberty Common Charter School	1
Front Range Community College	Longmont High School	2
Front Range Community College	Loveland High School	61
Front Range Community College	Lyons Middle/Senior High School	15
Front Range Community College	Mapleton Expeditionary School Of The Arts	33
Front Range Community College	Mapleton Preparatory High School	24
Front Range Community College	Mead High School	23
Front Range Community College	Monarch High School	24
Front Range Community College	Montbello High School	1
Front Range Community College	Mountain Range High School	115
Front Range Community College	Mountain View High School	62
Front Range Community College	New Vista High School	3
Front Range Community College	Niwot High School	11
Front Range Community College	Northglenn High School	6
Front Range Community College	Olde Columbine High School	5
Front Range Community College	Options School	20
Front Range Community College	Paonia High School	1
Front Range Community College	Pinnacle Charter High School	5
Front Range Community College	Polaris Expeditionary Learning School	31
Front Range Community College	Poudre High School	94
Front Range Community College	Poudre Transition Center	8
Front Range Community College	Prairie View	63
Front Range Community College	Psd Online Academy	2
Front Range Community College	Ridgeview Classical Charter Schools	3
Front Range Community College	Rocky Mountain High School	52
Front Range Community College	Silver Creek School	9
Front Range Community College	Skyline High School	67
Front Range Community College	Skyview Academy High School	23
Front Range Community College	Skyview High School	2
Front Range Community College	Thompson Valley High School	54
Front Range Community College	Thornton High School	19
Front Range Community College	Two Roads Charter School	4

Institution of Higher Education	High School	Unduplicated Headcount
Front Range Community College	Union Colony Preparatory School	1
Front Range Community College	Westminster High School	21
Front Range Community College	York International	49
Front Range Community College	No Data*	230
Lamar Community College		393
Lamar Community College	Campo Undivided High School	7
Lamar Community College	Cheyenne Wells High School	17
Lamar Community College	Eads High School	21
Lamar Community College	Granada Undivided High School	28
Lamar Community College	Holly Junior-Senior High School	27
Lamar Community College	Kit Carson Junior-Senior High School	10
Lamar Community College	Lamar High School	150
Lamar Community College	Mc Clave Undivided High School	37
Lamar Community College	Miami/Yoder Junior-Senior High School	9
Lamar Community College	Plainview Junior-Senior High School	4
Lamar Community College	Rangeview High School	1
Lamar Community College	Springfield High School	27
Lamar Community College	Vilas Undivided High School	5
Lamar Community College	Walsh High School	20
Lamar Community College	Wiley Junior-Senior High School	28
Lamar Community College	Escuela Tlatelolco Charter School	2
Lamar Community College	Thomas Jefferson High School	3
Lamar Community College	Two Roads Charter School	1
Lamar Community College	No Data*	2
Morgan Community College		747
Morgan Community College	Agate Junior-Senior High School	1
Morgan Community College	Arickaree Undivided High School	9
Morgan Community College	Bennett High School	78
Morgan Community College	Bethune Junior-Senior High School	11
Morgan Community College	Briggsdale Undivided High School	3
Morgan Community College	Brush High School	89
Morgan Community College	Burlington High School	38
Morgan Community College	Byers Junior-Senior High School	36
Morgan Community College	Cheyenne Wells High School	8
Morgan Community College	Deer Trail Junior-Senior High School	20
Morgan Community College	Flagler Senior High School	9
Morgan Community College	Fort Morgan High School	84
Morgan Community College	Genoa-Hugo Senior High School	4
Morgan Community College	Hi Plains Undivided High School	8
Morgan Community College	Idalia Junior-Senior High School	8

Institution of Higher Education	High School	Unduplicated Headcount
Morgan Community College	Insight School Of Colorado	1
Morgan Community College	Karval Junior-Senior High School	5
Morgan Community College	Kiowa High School	5
Morgan Community College	Liberty Junior-Senior High School	8
Morgan Community College	Limon Junior-Senior High School	44
Morgan Community College	Miami/Yoder Junior-Senior High School	5
Morgan Community College	Online High School	1
Morgan Community College	Otis Junior-Senior High School	10
Morgan Community College	Strasburg High School	74
Morgan Community College	Stratton Senior High School	10
Morgan Community College	Weld Central Senior High School	86
Morgan Community College	Weldon Valley High School	12
Morgan Community College	Wiggins Junior-Senior High School	22
Morgan Community College	Woodlin Undivided High School	7
Morgan Community College	Wray High School	49
Morgan Community College	No Data*	4
Northeastern Junior College		420
Northeastern Junior College	Akron High School	21
Northeastern Junior College	Caliche Junior-Senior High School	36
Northeastern Junior College	Eaton High School	5
Northeastern Junior College	Flagler Senior High School	3
Northeastern Junior College	Fleming High School	19
Northeastern Junior College	Haxtun High School	25
Northeastern Junior College	Holyoke Junior-Senior High School	39
Northeastern Junior College	Idalia Junior-Senior High School	1
Northeastern Junior College	Julesburg High School	15
Northeastern Junior College	Lone Star Undivided High School	16
Northeastern Junior College	Merino Junior Senior High School	24
Northeastern Junior College	Peetz Junior-Senior High School	30
Northeastern Junior College	Plateau Valley High School	5
Northeastern Junior College	Prairie Junior-Senior High School	8
Northeastern Junior College	Revere Junior-Senior High School	8
Northeastern Junior College	Springfield High School	1
Northeastern Junior College	Sterling High School	97
Northeastern Junior College	Yuma High School	52
Northeastern Junior College	No Data*	22
Otero Junior College		515
Otero Junior College	Branson Undivided High School	1
Otero Junior College	Cheraw High School	38
Otero Junior College	Crowley County High School	118

Institution of Higher Education	High School	Unduplicated Headcount
Otero Junior College	Fowler High School	39
Otero Junior College	La Junta Jr/Sr High School	109
Otero Junior College	La Veta Junior-Senior High School	19
Otero Junior College	Las Animas High School	31
Otero Junior College	Manzanola Junior-Senior High School	17
Otero Junior College	Rocky Ford High School	68
Otero Junior College	Southern Colorado Early College	1
Otero Junior College	Swink Junior-Senior High School	52
Otero Junior College	No Data*	23
Pikes Peak Community College		1,190
Pikes Peak Community College	21st Century Charter School	14
Pikes Peak Community College	Achieve K12	1
Pikes Peak Community College	Air Academy High School	3
Pikes Peak Community College	Aspen Valley High School	19
Pikes Peak Community College	Bijou School	3
Pikes Peak Community College	Bob Jones Academy	1
Pikes Peak Community College	Branson Undivided High School	3
Pikes Peak Community College	Calhan High School	9
Pikes Peak Community College	Cheyenne Mountain High School	3
Pikes Peak Community College	Civa Charter School	3
Pikes Peak Community College	Coal Ridge High School	1
Pikes Peak Community College	Colorado Early Coll-Ft Collins	1
Pikes Peak Community College	Colorado Provost Academy	1
Pikes Peak Community College	Community Prep Charter School	17
Pikes Peak Community College	Coronado High School	12
Pikes Peak Community College	Cripple Creek-Victor Junior-Senior High School	1
Pikes Peak Community College	Discovery High School	13
Pikes Peak Community College	Doherty High School	20
Pikes Peak Community College	Edison Junior-Senior High School	22
Pikes Peak Community College	Elizabeth High School	1
Pikes Peak Community College	Ellicott Senior High School	14
Pikes Peak Community College	Falcon High School	88
Pikes Peak Community College	Fountain-Fort Carson High School	1
Pikes Peak Community College	Goal Academy	22
Pikes Peak Community College	Hanover Junior-Senior High School	5
Pikes Peak Community College	Harrison High School	27
Pikes Peak Community College	Insight School Of Colorado	2
Pikes Peak Community College	Kiowa High School	5
Pikes Peak Community College	Lewis-Palmer High School	9
Pikes Peak Community College	Liberty High School	3

Institution of Higher Education	High School	Unduplicated Headcount
Pikes Peak Community College	Lorraine Alternative High School	1
Pikes Peak Community College	Manitou Springs High School	15
Pikes Peak Community College	Mesa Ridge High School	4
Pikes Peak Community College	Mitchell High School	23
Pikes Peak Community College	New Horizons Day School	1
Pikes Peak Community College	Online High School	1
Pikes Peak Community College	Options School	2
Pikes Peak Community College	Palmer High School	18
Pikes Peak Community College	Palmer Ridge High School	10
Pikes Peak Community College	Peyton High School	5
Pikes Peak Community College	Pikes Peak Academy	1
Pikes Peak Community College	Pine Creek High School	7
Pikes Peak Community College	Rampart High School	5
Pikes Peak Community College	Rocky Mountain High School	1
Pikes Peak Community College	Sand Creek High School	1
Pikes Peak Community College	Sierra High School	6
Pikes Peak Community College	The Classical Academy High School	125
Pikes Peak Community College	Vista Ridge High School	3
Pikes Peak Community College	Wasson High School	8
Pikes Peak Community College	Widefield High School	31
Pikes Peak Community College	Woodland Park High School	3
Pikes Peak Community College	No Data*	610
Pueblo Community College		1,146
Pueblo Community College	Bayfield High School	8
Pueblo Community College	Canon City High School	186
Pueblo Community College	Centennial High School	47
Pueblo Community College	Central High School	39
Pueblo Community College	Cotopaxi Junior-Senior High School	14
Pueblo Community College	Dolores County High School	15
Pueblo Community College	Dolores High School	58
Pueblo Community College	Dolores Huerta Preparatory High School	88
Pueblo Community College	Durango High School	29
Pueblo Community College	East High School	37
Pueblo Community College	Florence High School	20
Pueblo Community College	Goal Academy	110
Pueblo Community College	Insight School Of Colorado	1
Pueblo Community College	Mancos High School	14
Pueblo Community College	Montezuma-Cortez High School	45
Pueblo Community College	Pueblo County High School	71
Pueblo Community College	Pueblo Technical Academy	4

Institution of Higher Education	High School	Unduplicated Headcount
Pueblo Community College	Pueblo West High School	92
Pueblo Community College	Rye High School	14
Pueblo Community College	Silverton High School	1
Pueblo Community College	South High School	81
Pueblo Community College	Southern Colorado Early College	57
Pueblo Community College	Southwest Open Charter School	2
Pueblo Community College	Westminster High School	1
Pueblo Community College	Youth & Family Academy Charter	11
Pueblo Community College	No Data*	105
Red Rocks Community College		1,094
Red Rocks Community College	Alameda High School	38
Red Rocks Community College	Arvada High School	69
Red Rocks Community College	Arvada West High School	48
Red Rocks Community College	Bear Creek High School	98
Red Rocks Community College	Branson Undivided High School	1
Red Rocks Community College	Chatfield High School	26
Red Rocks Community College	Clear Creek High School	6
Red Rocks Community College	Collegiate Charter Academy	1
Red Rocks Community College	Colorado Virtual Academy (COVA)	1
Red Rocks Community College	Columbine High School	29
Red Rocks Community College	Compass Secondary Montessori Charter School	1
Red Rocks Community College	Conifer Senior High School	131
Red Rocks Community College	Dakota Ridge Senior High School	21
Red Rocks Community College	Denver Center For International Studies	1
Red Rocks Community College	Denver School Of The Arts	1
Red Rocks Community College	Evergreen High School	101
Red Rocks Community College	Gilpin County Undivided High School	11
Red Rocks Community College	Golden High School	69
Red Rocks Community College	Green Mountain High School	56
Red Rocks Community College	Highlands Ranch High School	2
Red Rocks Community College	Insight School Of Colorado	1
Red Rocks Community College	Jeffco's 21st Century Virtual Academy	1
Red Rocks Community College	Jefferson Charter Academy Senior High School	2
Red Rocks Community College	Jefferson County Open High School	12
Red Rocks Community College	Jefferson High School	73
Red Rocks Community College	Lakewood High School	45
Red Rocks Community College	Longview High School	2
Red Rocks Community College	Mc Lain Community High School	12
Red Rocks Community College	New America School	7
Red Rocks Community College	Online High School	1

Institution of Higher Education	High School	Unduplicated Headcount
Red Rocks Community College	Options School	1
Red Rocks Community College	Platte Canyon High School	17
Red Rocks Community College	Pomona High School	17
Red Rocks Community College	Ralston Valley Senior High School	21
Red Rocks Community College	Rock Canyon High School	7
Red Rocks Community College	Rocky Mountain Christian Ctr	1
Red Rocks Community College	South Park High School	1
Red Rocks Community College	Standley Lake High School	16
Red Rocks Community College	Thunderridge High School	1
Red Rocks Community College	Two Roads Charter School	17
Red Rocks Community College	Warren Occupation Technical Center	22
Red Rocks Community College	Wheat Ridge High School	22
Red Rocks Community College	No Data*	87
Trinidad State Junior College		393
Trinidad State Junior College	Alamosa High School	120
Trinidad State Junior College	Alamosa Open School	1
Trinidad State Junior College	Branson Undivided High School	2
Trinidad State Junior College	Byron Syring Delta Center	1
Trinidad State Junior College	Centauri High School	18
Trinidad State Junior College	Center High School	8
Trinidad State Junior College	Central High School	1
Trinidad State Junior College	Del Norte High School	24
Trinidad State Junior College	Hoehne High School	35
Trinidad State Junior College	John Mall High School	8
Trinidad State Junior College	Kim High School	2
Trinidad State Junior College	Lamar High School	1
Trinidad State Junior College	Mc Clave Undivided High School	1
Trinidad State Junior College	Monte Vista Senior High School	4
Trinidad State Junior College	Primero Junior-Senior High School	8
Trinidad State Junior College	Sargent Junior-Senior High School	3
Trinidad State Junior College	Sierra Grande Senior High School	8
Trinidad State Junior College	Trinidad High School	31
Trinidad State Junior College	No Data*	123
University Of Colorado Boulder		30
University of Colorado Boulder	Boulder High School	7
University of Colorado Boulder	Broomfield High School	1
University of Colorado Boulder	Fairview High School	4
University of Colorado Boulder	Monarch High School	1
University of Colorado Boulder	New Vista High School	4
University of Colorado Boulder	Niwot High School	4

Institution of Higher Education	High School	Unduplicated Headcount
University of Colorado Boulder	Silver Creek School	1
University of Colorado Boulder	No Data*	8
University Of Colorado Colorado Springs		34
University of Colorado Colorado Springs	Air Academy High School	3
University of Colorado Colorado Springs	Colorado School Deaf And Blind	1
University of Colorado Colorado Springs	Colorado Springs Early Colleges	12
University of Colorado Colorado Springs	Colorado Virtual Academy (COVA)	1
University of Colorado Colorado Springs	Doherty High School	1
University of Colorado Colorado Springs	Edison Junior-Senior High School	5
University of Colorado Colorado Springs	Manitou Springs High School	5
University of Colorado Colorado Springs	Palmer High School	1
University of Colorado Colorado Springs	Pine Creek High School	1
University of Colorado Colorado Springs	No Data*	5
University Of Colorado Denver		5
University of Colorado Denver	Cherry Creek High School	1
University of Colorado Denver	East High School	1
University of Colorado Denver	Highlands Ranch High School	1
University of Colorado Denver	Hope Online Learning Academy Co-Op	1
University of Colorado Denver	No Data*	1
University Of Northern Colorado		12
University of Northern Colorado	Frontier Charter Academy	2
University of Northern Colorado	Greeley Central High School	1
University of Northern Colorado	Platte Valley High School	5
University of Northern Colorado	University Schools	2
University of Northern Colorado	No Data*	2
Western State Colorado University		117
Western State Colorado University	Colorado Virtual Academy (COVA)	1
Western State Colorado University	Conifer Senior High School	8
Western State Colorado University	Goal Academy	3
Western State Colorado University	Golden High School	20
Western State Colorado University	Gunnison High School	34
Western State Colorado University	Martin Luther King Middle College	30
Western State Colorado University	Pagosa Springs High School	6
Western State Colorado University	Venture Prep	9
Western State Colorado University	No Data*	7
Grand Total		17,873

Appendix B: 2012-2013 Concurrent Enrollment Headcount, By School District

School District	Number of Students in Concurrent Enrollment	Percent of 9 th -12 th Graders in Concurrent Enrollment
Academy 20	166	2%
Adams County 14	114	6%
Adams-Arapahoe 28J	1,189	11%
Agate 300	1	0%
Akron R-1	21	20%
Alamosa RE-11J	127	22%
Archuleta County 50 JT	7	2%
Arickaree R-2	9	29%
Arriba-Flagler C-20	9	23%
Aspen 1	1	>1%
Ault-Highland RE-9	3	1%
Bayfield 10 JT-R	15	4%
Bennett 29J	78	28%
Bethune R-5	11	30%
Big Sandy 100J	4	4%
Boulder Valley RE 2	60	1%
Branson Reorganized 82	16	9%
Briggsdale RE-10	7	12%
Brighton 27j	224	6%
Brush RE-2(J)	89	19%
Buffalo RE-4	24	23%
Burlington RE-6J	38	17%
Byers 32J	36	20%
Calhan RJ-1	9	5%
Campo RE-6	7	54%
Canon City RE-1	186	17%
Centennial BOCES	1	1%
Centennial R-1	3	5%
Center 26 JT	9	5%
Charter School Institute	191	4%
Cheraw 31	38	66%
Cherry Creek 5	1,708	11%
Cheyenne County RE-5	17	35%
Cheyenne Mountain 12	5	0%
Clear Creek RE-1	6	3%
Colorado Springs 11	113	1%
Cotopaxi RE-3	14	25%
Creede Consolidated 1	1	4%

School District	Number of Students in Concurrent Enrollment	Percent of 9 th -12 th Graders in Concurrent Enrollment
Cripple Creek-Victor RE-1	1	1%
Crowley County RE-1-J	118	88%
Deer Trail 26J	20	41%
Del Norte C-7	26	18%
Delta County 50(J)	257	16%
Denver County 1	1,852	9%
Dolores County RE No.2	15	18%
Dolores RE-4A	59	26%
Douglas County RE 1	1,567	9%
Durango 9-R	46	4%
Eads RE-1	21	39%
Eagle County RE 50	349	20%
East Grand 2	46	13%
East Otero R-1	109	29%
Eaton RE-2	61	13%
Edison 54 JT	25	26%
Elizabeth C-1	1	0%
Ellicott 22	14	5%
Englewood 1	58	6%
Expeditionary BOCES	1	1%
Falcon 49	92	2%
Florence RE-2	20	4%
Fort Morgan RE-3	84	9%
Fountain 8	2	0%
Fowler R-4J	39	35%
Frenchman RE-3	19	26%
Garfield 16	4	1%
Garfield RE-2	20	2%
Genoa-Hugo C113	4	11%
Gilpin County RE-1	11	15%
Granada RE-1	28	39%
Greeley 6	264	5%
Gunnison Watershed RE1J	34	8%
Hanover 28	5	8%
Harrison 2	34	2%
Haxtun RE-2J	25	26%
Hayden RE-1	17	15%
Hi-Plains R-23	8	16%
Hoehne Reorganized 3	35	26%
Holly RE-3	27	37%

Concurrent Enrollment 2012-2013

School District	Number of Students in Concurrent Enrollment	Percent of 9 th -12 th Graders in Concurrent Enrollment
Holyoke RE-1J	39	24%
Huerfano RE-1	8	7%
Idalia RJ-3	8	22%
Jefferson County R-1	1,309	5%
Johnstown-Milliken RE-5J	23	3%
Julesburg RE-1	15	2%
Karval RE-23	5	8%
Keenesburg RE-3(J)	116	20%
Kim REorganized 88	2	11%
Kiowa C-2	10	8%
Kit Carson R-1	10	32%
La Veta RE-2	19	27%
Lake County R-1	22	8%
Lamar RE-2	151	35%
Las Animas RE-1	31	24%
Lewis-Palmer 38	19	1%
Liberty J-4	8	36%
Limon RE-4J	44	31%
Littleton 6	314	6%
Lone Star 101	16	46%
Mancos RE-6	19	18%
Manitou Springs 14	20	4%
Manzanola 3J	17	35%
Mapleton 1	154	6%
Mc Clave RE-2	38	46%
Meeker RE1	96	48%
Mesa County Valley 51	494	8%
Miami/Yoder 60 JT	13	19%
Moffat 2	11	16%
Moffat County RE:No 1	151	26%
Monte Vista C-8	10	3%
Montezuma-Cortez RE-1	50	6%
Montrose County RE-1J	58	3%
Mountain BOCES	1	1%
North Conejos RE-1J	20	6%
Northglenn-Thornton (Adams 12 Five Star Schools)	244	2%
Norwood R-2J	11	17%
Otis R-3	10	18%

School District	Number of Students in Concurrent Enrollment	Percent of 9 th -12 th Graders in Concurrent Enrollment
Ouray R-1	8	14%
Park County RE-2	1	1%
Pawnee RE-12	6	21%
Peyton 23 JT	5	2%
Plainview RE-2	4	18%
Plateau RE-5	30	46%
Plateau Valley 50	13	6%
Platte Canyon 1	18	6%
Platte Valley RE-3	8	24%
Platte Valley RE-7	51	16%
Poudre R-1	412	5%
Prairie RE-11	8	16%
Primero Reorganized 2	8	13%
Pueblo City 60	324	7%
Pueblo County 70	243	9%
Rangely RE-4	33	27%
Ridgway R-2	28	27%
Roaring Fork RE-1	121	8%
Rocky Ford R-2	68	36%
Sanford 6J	1	1%
Sargent RE-33J	3	3%
Sheridan 2	31	6%
Sierra Grande R-30	11	12%
Silverton 1	1	7%
South Routt RE 3	26	25%
Springfield RE-4	28	26%
St Vrain Valley RE 1J	231	3%
Steamboat Springs RE-2	13	2%
Strasburg 31J	74	23%
Stratton R-4	10	24%
Summit RE-1	97	12%
Swink 33	52	50%
Thompson R2-J	295	6%
Trinidad 1	34	11%
Valley RE-1	133	20%
Vilas RE-5	6	6%
Walsh RE-1	20	42%
Weld County RE-1	4	1%
Weld County S/D RE-8	17	3%
Weldon Valley RE-20(J)	12	20%

Concurrent Enrollment 2012-2013

School District	Number of Students in Concurrent Enrollment	Percent of 9 th -12 th Graders in Concurrent Enrollment
West End RE-2	8	10%
West Grand 1-JT	13	11%
Westminster 50	28	1%
Widefield 3	49	2%
Wiggins RE-50(J)	22	15%
Wiley RE-13 JT	28	36%
Windsor RE-4	14	1%
Woodland Park RE-2	3	0%
Woodlin R-104	7	29%
Wray RD-2	49	23%
Yuma 1	52	22%

Appendix C: 2012-2013 Concurrent Enrollment Headcount, by Race/Ethnicity

Institution of Higher Education	Asian	African American (non-Hispanic)	Hawaiian or Pacific Islander	Hispanic	Native American or Alaskan Native	Unknown Ethnicity	White (non-Hispanic)	More than one race/ethnicity (non-Hispanic)	Non-Resident Alien
Two-Year Institutions	454	635	38	3,608	86	1,859	9,204	522	424
Aims Community College	2	2	1	157	3	36	464	15	
Arapahoe Community College	118	71	4	253	8	219	1,973	83	27
Colorado Mountain College	5	1	1	142	3	212	313	1	
Colorado Northwestern Community College	3		2	23	1	83	289	6	2
Community College of Aurora	195	362	17	790	13	192	1,176	189	27
Community College of Denver	27	83	3	738	7	249	168	28	213
Front Range Community College	47	22	5	382	7	116	1,377	59	81
Lamar Community College	1	4		95	3	36	240	4	13
Morgan Community College	5	4		76		158	490	6	15
Northeastern Junior College	2	1		45	3	88	282	2	1
Otero Junior College	2	5		165	2	33	294	11	3
Pikes Peak Community College	11	61	5	145	8	193	717	55	16
Pueblo Community College	9	13		283	18	124	658	41	6
Red Rocks Community College	32	8	1	198	7	64	739	27	18
Trinidad State Junior College	1	1		140	3	58	189	1	4
Four-Year Institutions	18	10	4	179	12	110	929	27	1
Adams State University				18		4	11		
Colorado Mesa University	8	5	2	110	8	19	785	23	
Colorado State University				2			6		
Colorado State University - Pueblo	2		1	10		6	14	1	
Fort Lewis College				7	2		38		
Metropolitan State University of Denver				3		1	2		
University of Colorado Boulder	2			1		2	24	1	
University of Colorado Colorado Springs	3	1		4	1	1	24		1
University of Colorado Denver	2						2	1	
University of Northern Colorado	1			1		2	10		
Western State Colorado University		4	1	23	1	75	13	1	
Grand Total	471	641	42	3,767	98	1,969	10,072	549	425

Notes: Includes Concurrent Enrollment and does not include ASCENT. Counts may differ based upon multiple enrollments and descriptive reporting. A nonresident alien is a person who is not a citizen or national of the United States and who is in this country on a visa or temporary basis and does not have the right to remain indefinitely.

Appendix D. 2012-2013 Concurrent Enrollment Headcount, by Gender

Institution of Higher Education	Female	Male	No Gender Data
Two-Year Institutions	9,036	7,652	73
Aims Community College	342	336	1
Arapahoe Community College	1,413	1,340	
Colorado Mountain College	366	311	
Colorado Northwestern Community College	246	162	
Community College of Aurora	1,563	1,379	14
Community College of Denver	855	621	37
Front Range Community College	1,156	938	1
Lamar Community College	211	182	
Morgan Community College	411	327	9
Northeastern Junior College	246	173	1
Otero Junior College	282	233	
Pikes Peak Community College	671	521	
Pueblo Community College	636	510	
Red Rocks Community College	518	576	
Trinidad State Junior College	236	150	10
Four-Year Institutions	738	532	17
Adams State University	19	14	
Colorado Mesa University	558	392	12
Colorado State University	6	2	
Colorado State University - Pueblo	18	15	
Fort Lewis College	29	18	
Metropolitan State University of Denver	3	3	
University of Colorado Boulder	11	19	
University of Colorado Colorado Springs	16	18	
University of Colorado Denver	2	3	
University of Northern Colorado	5	7	
Western State Colorado University	71	41	5
Grand Total	9,697	8,133	90
Note: Includes Concurrent Enrollment and does not include ASCENT. Counts may differ based upon multiple enrollments and descriptive reporting.			

This page is left blank intentionally.