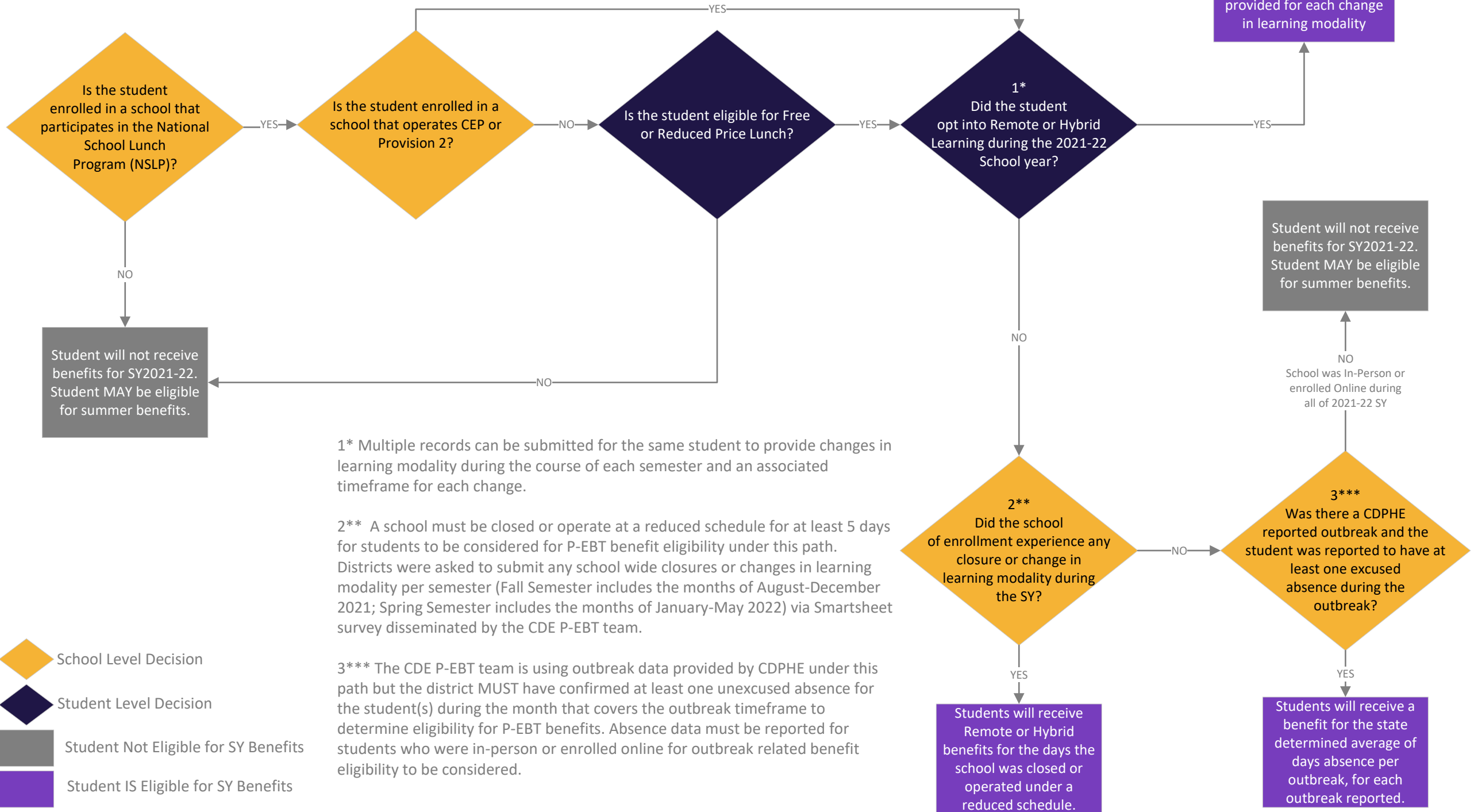






# School Year 2021-2022 Decision Flow for Benefit Allocation for P-EBT



1\* Multiple records can be submitted for the same student to provide changes in learning modality during the course of each semester and an associated timeframe for each change.

2\*\* A school must be closed or operate at a reduced schedule for at least 5 days for students to be considered for P-EBT benefit eligibility under this path. Districts were asked to submit any school wide closures or changes in learning modality per semester (Fall Semester includes the months of August-December 2021; Spring Semester includes the months of January-May 2022) via Smartsheet survey disseminated by the CDE P-EBT team.

3\*\*\* The CDE P-EBT team is using outbreak data provided by CDPHE under this path but the district MUST have confirmed at least one unexcused absence for the student(s) during the month that covers the outbreak timeframe to determine eligibility for P-EBT benefits. Absence data must be reported for students who were in-person or enrolled online for outbreak related benefit eligibility to be considered.

-  School Level Decision
-  Student Level Decision
-  Student Not Eligible for SY Benefits
-  Student IS Eligible for SY Benefits