

CDE P-EBT Data Collection


Data Pipeline Instructions



Background

These instructions can be used to assist staff responsible for uploading and completing the CDE Pandemic-EBT (P-EBT) data pipeline collection.

Districts should upload all enrolled students again including any new students to ensure all eligible students receive benefits they are entitled to.



Quick Links:

[Data Pipeline Access](#)

[Data Pipeline Home Screen](#)

[Format Checker Feature](#)

[Data File Upload](#)

[Validation Report](#)

[Status Dashboard](#)

[Cognos Report](#)

[Making Data Corrections](#)

[Submitting the P-EBT Data Collection](#)

[Common Errors](#)

[File Layout](#)

Data Pipeline Access

To access the Colorado Department of Education Data Pipeline, click <https://www.cde.state.co.us/idm/datapipeline>.

Data Pipeline

About Data Pipeline

Data Pipeline is a streamlined approach to efficiently move required education information from school districts to CDE. Data Pipeline reduces data redundancy, captures closer to real-time data, streamlines the data collection process and allows districts to exchange information on transferred students.

[Log in to Data Pipeline](#)

Resources

- [Data Pipeline Home Page](#)
Overview and instructions to join the discussion forum
- [Data Pipeline Fact Sheet \(PDF\)](#)
- [Data Pipeline Resources](#)
- [Data Pipeline Trainings](#)

Contact

For more information, contact [Data Pipeline Support](#).

Click on the Data Pipeline.



WARNING: This computer system may be accessed only by authorized personnel and used only for official state business. Unauthorized access or use of this computer system may subject violators to criminal, civil, and/or administrative action. Inappropriate use may subject violators to criminal, civil, and/or administrative action. All use subject to monitoring.

Do not bookmark this login page!

Sign In:
Enter your user name and password.

Username:

Password:

[Forgot your password?](#)

Log in using your existing credentials.

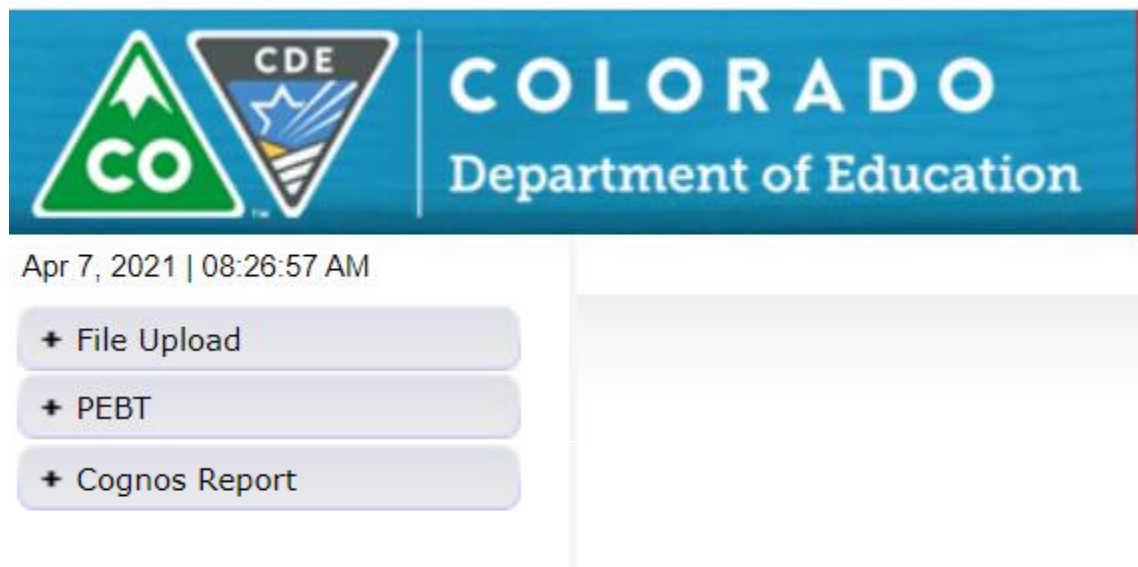
If you do not have credentials, refer to the IDM Quick Reference Guide Final also attached to this email. Each District should have an identified Data Respondent who is familiar with the CDE Data Pipeline and the process for submitting data to the State.

If you are not aware of who your Data Respondent is, contact your IT Department or reach out to p-ebt.datapipeline.support@cde.state.co.us.

The Data Respondent will need to ensure they have the Identity Management (IDM) role for the P-EBT collection set to **PIPELINE-####-PBT~LEAAPPROVER** where #### is the district code. They will also need to go into the Data Pipeline and assign themselves to the P-EBT data collection.

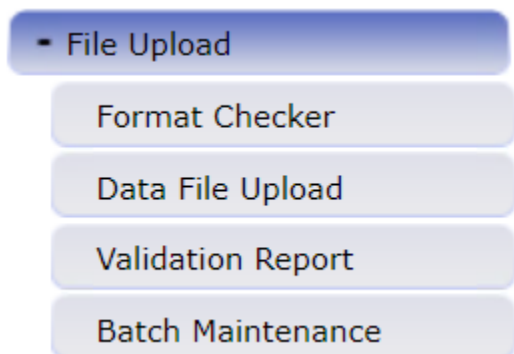
Data Pipeline Home Screen

Once the Data Respondent has logged into the P-EBT Data Collection, they will see the three available buttons.



Format Checker Feature

The File Upload function allows the user to complete the four actions below:



Format Checker allows the user to check the format of the file they are attempting to upload by selecting a file using the Choose File button in the File Name field.

Once the file has been selected, click on the Upload button.

- File Upload
- Format Checker
- Data File Upload
- Validation Report
- Batch Maintenance
- + PEBT
- + Dataset Administration
- + Pipeline Reports
- + Cognos Report

Format Checker

Dataset * Student Pandemic EBT Reimbursements ▾

File Type * Student Pandemic EBT Reimburse ▾

School Year * 2020-21 ▾

File Name * Choose File No file chosen

Upload

Data File Upload

- File Upload
- Format Checker
- Data File Upload
- Validation Report
- Batch Maintenance
- + PEBT
- + Dataset Administration
- + Pipeline Reports
- + Cognos Report

Data File Upload

Exception File

Dataset * Student Pandemic EBT Reimbursements ▾

File Type * Student Pandemic EBT Reimburse ▾

School Year * 2020-21 ▾

Organization/LEA * Select.. ▾

Locate File * Choose File No file chosen

Upload Type * Append Replace

Submit

Once the user is confident that the file format is valid, the Data File can be uploaded. The user will need to select the Organization/LEA if it does not automatically default to your District. Select a file using the Choose File button in the File Name field. Select the Replace radio button if you wish to upload and replace the previous data set or a brand-new data set. This will ensure your complete file is uploaded.

idmqa.cde.state.co.us says

Are you sure you want to replace your data? This will delete all existing data for the selected school year and file type.

OK

Cancel

Data File Upload

Exception File

Dataset * Student Pandemic EBT Reimbursements ▾

File Type * Student Pandemic EBT Reimburse ▾

School Year * 2020-21 ▾

Organization/LEA * 2690-Pueblo City 60 ▾

Locate File * Choose File SchoolDistri...s_Dups.xlsx

Upload Type * Append Replace

Submit

Once you have selected the file to upload, selected Append or Replace accordingly, and clicked Submit, a pop-up message will appear asking if you are sure you want to replace the data. Click the OK button.

Data File Upload

The File Upload request has been successfully submitted. Batch ID for the submitted request is 600341. An email will be sent after the processing is complete.

Exception File

Dataset * Student Pandemic EBT Reimbursements ▾

File Type * Student Pandemic EBT Reimburse ▾


School Year * 2020-21 ▾

Organization/LEA * 2690-Pueblo City 60 ▾

Locate File * Choose File No file chosen

Upload Type * Append Replace

Submit



You will receive a message and an email indicating that your file upload was successful.

Once the file is uploaded, you will need to check to see if there were any errors with loading the file. There are a couple of ways to do this:

- 1) Click and view the Validation Report
- 2) Click and view the Status Dashboard
- 3) Generate a Cognos Report that shows the P-EBT Error Detail Report

Validation Report

- File Upload
- Format Checker
- Data File Upload
- Validation Report
- Batch Maintenance
- PEBT
- Dataset Administration
- Pipeline Reports
- Cognos Report

Validation Report

Dataset * Student Pandemic EBT Reimbursements

School Year * 2020-21

Batch Id * Select...

File Type * Student Pandemic EBT Reimburse

Organization/LEA * Select...

View Report

Select your District. The Batch Id should automatically populate once the Organization/LEA is selected based on the upload that was already completed. Click on the View Report button.

Validation Report

Dataset * Student Pandemic EBT Reimbursements

School Year * 2020-21

Batch Id * Select...

File Type * Student Pandemic EBT Reimburse

Organization/LEA * Select...

View Report

Error Code	Error Type	Error Message	Count
99999	E	The SASID is invalid or name, birth date, or gender doesnt match whats in the RITS system for the entered SASID	102
PB17	E	<u>Primary Parent Telephone Number is a required field. If there is no phone number on file, enter None.</u>	2
PB19	E	Student Language Background does not contain a valid code.	2
PB21	E	FRPLEligible does not contain a valid code.	2
PB23	E	Student Gender does not contain a valid code.	2
PB24	E	Invalid Grade Level	2
PB30	E	School Code does not contain a valid code within the District.	2
PB34	E	Student Grade Level reported must be within grade range of school code reported.	2

The report will display the errors that exist in the upload and the number of records that are affected.

Status Dashboard

- File Upload
- Format Checker
- Status Dashboard
- File Record
- Dataset Administration
- Pipeline Reports
- Cognos Report

Status Dashboard

File Type * Student Pandemic EBT Reimburse

School Year * 2020-21

Organization/LEA * 1040-Academy 20

Submit

Under the PEBT function, select Status Dashboard.

Select your District and click on the Submit button.

Status Dashboard

File Type * Student Pandemic EBT Reimburse

School Year * 2020-21

Organization/LEA * 2690-Pueblo City 60

Submit

Finalized : No

Please note: Not all data issues are presented as warnings or errors. Review Cognos data reports for additional analysis regarding data quality.

[Excel](#)

LEA	Data Exists	Total Records	Validation Errors	RITS Errors	Ignore Errors	Overall Status	Data Locked	Last Updated Date
<input type="radio"/> 2690-PUEBLO CITY 60	Y	102	42	102	N	P	N	04/07/2021

This will show the number of records that have been uploaded and the number of errors that exist but it will not provide details about what the errors are.

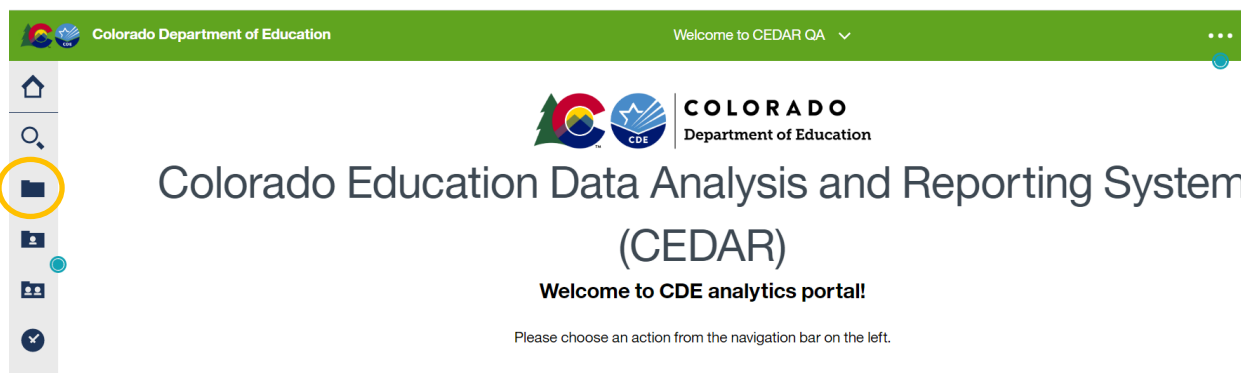
Cognos Report

+ File Upload

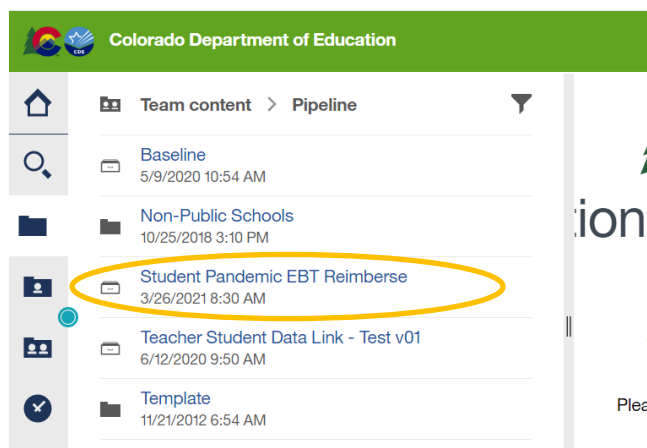
+ PEBT

- Cognos Report

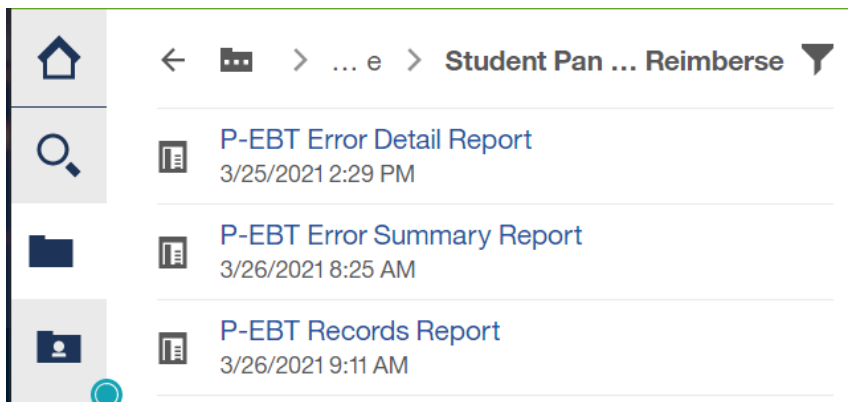
Click on the Cognos Report button. This will open a new window and allow you to select the Cognos Report you want to generate.



Click on the folder icon on the left-hand panel to open the report options.



Click on the Student Pandemic EBT Reimburse option.



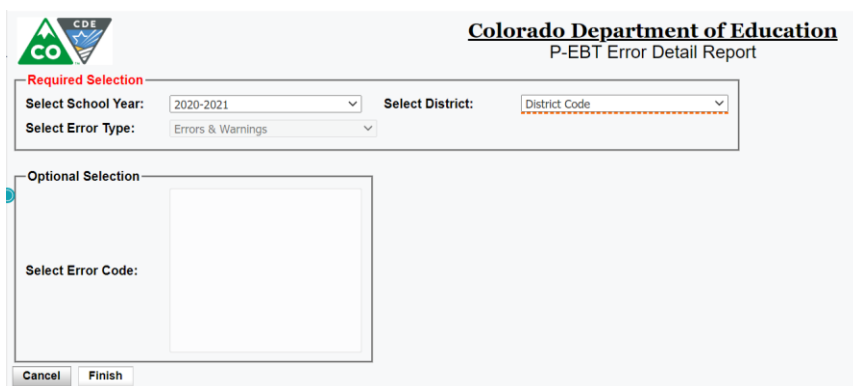
Student Pan ... Reimburse

- P-EBT Error Detail Report
3/25/2021 2:29 PM
- P-EBT Error Summary Report
3/26/2021 8:25 AM
- P-EBT Records Report
3/26/2021 9:11 AM

There will be three report option.

The first two reports will provide you with information about the errors that have occurred with your file upload. The last report “P-EBT Records Report” will provide a report of the data that has been uploaded.

Select the P-EBT Error Detail Report and click on the Finish button.



Colorado Department of Education
P-EBT Error Detail Report

Required Selection

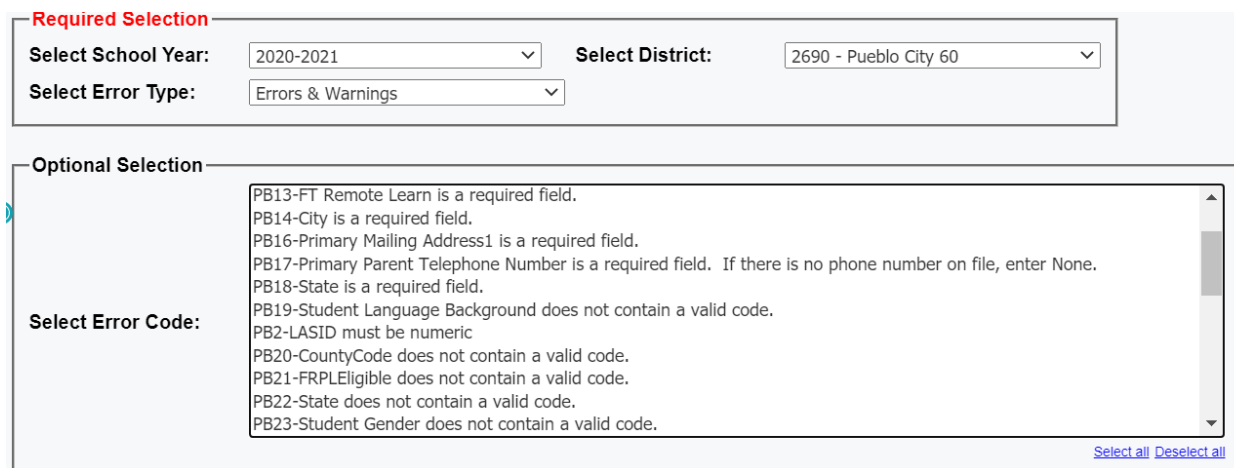
Select School Year: 2020-2021 Select District: District Code

Select Error Type: Errors & Warnings

Optional Selection

Select Error Code:

Cancel Finish



Required Selection

Select School Year: 2020-2021 Select District: 2690 - Pueblo City 60


Select Error Type: Errors & Warnings

Optional Selection

Select Error Code:

- PB13-FT Remote Learn is a required field.
- PB14-City is a required field.
- PB16-Primary Mailing Address1 is a required field.
- PB17-Primary Parent Telephone Number is a required field. If there is no phone number on file, enter None.
- PB18-State is a required field.
- PB19-Student Language Background does not contain a valid code.
- PB2-LASID must be numeric
- PB20-CountyCode does not contain a valid code.
- PB21-FRPLEligible does not contain a valid code.
- PB22-State does not contain a valid code.
- PB23-Student Gender does not contain a valid code.

[Select all](#) [Deselect all](#)



Cancel Finish

Details about the errors that occurred during your file upload will be displayed.

Click on the Finish button and a spreadsheet of each row and the specific error will be displayed.

Making Data Corrections

To make corrections to your data there are two options:

- 1) Make corrections to the file and reupload. Be sure to Select the Replace radio button when uploading a corrected file.

Data File Upload

Exception File

Dataset * Student Pandemic EBT Reimbursements ▾

File Type * Student Pandemic EBT Reimburse ▾

School Year * 2020-21 ▾

Organization/LEA * 2690-Pueblo City 60 ▾

Locate File * SchoolDistri...s_Dups.xlsx

Upload Type * Append Replace

- 2) Select the PEBT function and then select the Edit Record button.

File Upload

PEBT

Status Dashboard

Edit Record

Dataset Administration

Pipeline Reports

Cognos Report

Edit Record

File Type * Student Pandemic EBT Reimburse ▾

School Year * 2020-21 ▾

Error Records All ▾

Organization/LEA * Select... ▾

Batch ID * All ▾

Fields marked with * are mandatory

Enter your District and click on the Search button.

Edit Record

Fields shown in RED have an error

Total # of Records : 102

#	Primary Parents Address	Secondary Parents Address	Parents Address City	Parents Address State	Parents Address Zip	County Coc
<input checked="" type="checkbox"/>	800-7352 Proin Av.		Pueblo	CO-Colorado	81008	51
<input type="checkbox"/>	Ap #270-6971 Eget Street		Pueblo	CO-Colorado	81008	
<input type="checkbox"/>	P.O. Box 650, 9928 Arcu St.		Pueblo	CO-Colorado	81008	5
<input type="checkbox"/>	P.O. Box 147, 9206 Eu St.		Pueblo	CO-Colorado	81008	51
<input type="checkbox"/>	Ap #617-3960 Ut Street		Pueblo	CO-Colorado	81008	51
<input type="checkbox"/>	377-1042 Augue Rd.		Pueblo	CO-Colorado	81008	51
<input type="checkbox"/>	P.O. Box 156, 1695 Lectus Road		Pueblo	CO-Colorado	81008	51
<input type="checkbox"/>	Ap #104-6822 Aenean St.		Pueblo	CO-Colorado	81008	51

Page 1 of 5 25 Per Page

All errors will be highlighted in RED.

Go to the field you want to correct and enter or select the correct option.

Click on the check box to the left of the rows you want to save updates to and click on the Save button.

Edit Record

1 record(s) updated successfully.

Fields shown in RED have an error

Total # of Records : 102 Go to Standard View

#	School District/BOCES Code	School Code	Students State ID (SASID)	Local ID (LASID)	Students First Name	Students Middle Name	
<input type="checkbox"/>	2690-PUEBLO CITY 60	6132	8031105615	149126063	Sara	T	Park
<input type="checkbox"/>	2690-PUEBLO CITY 60	6132	3871877934	770627415	Grady	Y	Sper
<input type="checkbox"/>	2690-PUEBLO CITY 60	8082	9955430143	593050618	Echo	U	Kran
<input type="checkbox"/>	2690-PUEBLO CITY 60	8082	6393773152	826233527	Daniel	D	Linds
<input type="checkbox"/>	2690-PUEBLO CITY 60	6132	4503247501	893126144	Gray	R	Hoge
<input type="checkbox"/>	2690-PUEBLO CITY 60	6132	4315807139		Noah	H	Horn
<input type="checkbox"/>	2690-PUEBLO CITY 60	8082	4864029748	name	Yetta	M	Guy
<input type="checkbox"/>	2690-PUEBLO CITY 60	8082	2904632777	313074168	Cain	R	Jaco

You will receive a message indicated that the record has been updated.

Submitting the P-EBT Data Collection

Once all your errors have been resolved and the data is uploaded, click on the Submit to CDE button to finalize the process.

To get to the “Submit to CDE” button, from the Status Dashboard screen, click the radio button next to your District’s name and then click on the name of your District.

Status Dashboard

File Type * Student Pandemic EBT Reimbursements School Year * 2020-21 Organization/LEA * T190-Limon RE-4J Submit

Please note: Not all data issues are presented as warnings or errors. Review Cognos data reports for additional analysis regarding data quality. Finalized : No

LEA	Data Exists	Total Records	Validation Errors	RITS Errors	Ignore Errors	Overall Status	Data Locked	Last Updated Date
<input checked="" type="radio"/> [LEA Name]	Y	16	0	0	N	S	Y	04/13/2021

Click on the “Submit to CDE” button. Once that has been complete, the data will be submitted and locked.

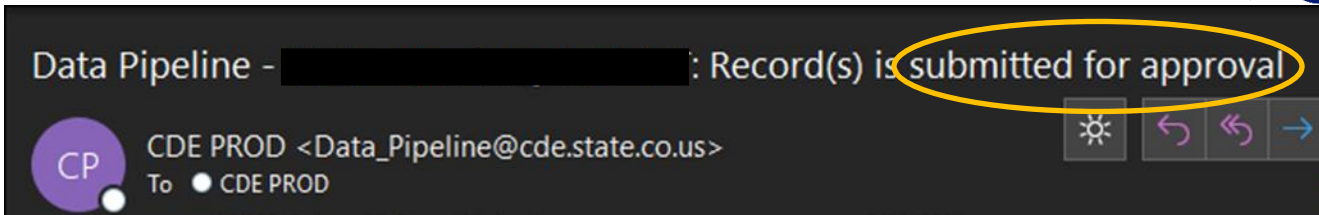
Student Pandemic EBT Reimbursements Status Dashboard (2020-21) : 1520-Durango 9-R

Data Exists Validation Errors
 RITS Errors Last Updated Date 04/19/2021

Y - Yes | N - No | IP - Pending | I - In Progress | S - Submitted | A - Accepted | R - Review | C - Pending LEA Comments

Submit to CDE Back

Once that step has been completed, the user should receive an email saying “Record(s) is submitted for approval”. There is no additional step to “approve” the collection. Once the “Submit to CDE” button has been clicked, the District is complete.



The user can also return to the Status Dashboard screen to verify the submission has been complete. Once the data has been submitted, the **Overall Status will display “S” for submitted and the Data Locked will display “Y”**.

	LEA	Data Exists	Total Records	Validation Errors	RITS Errors	Ignore Errors	Overall Status	Data Locked	Last Updated Date
0		Y	190	0	0	N	S	Y	04/22/2021

Common Errors

Occasionally, an email will be generated from Data Pipeline that indicates a file was uploaded successfully but there were actually NO records uploaded. Be sure to open the email and verify the number of records and the number of errors. If this email is received, it likely means the file structure was not accepted. **Please use the Format Checker feature in Data Pipeline to verify the file can be accepted.**

9170 - Education reEnvisioned BOCES Data Pipeline - PEBT: File Successfully Submitted Data Pipeline x

Student Pandemic EBT Reimbursements Processed by Data Pipeline for School year 2020-21:

Dataset: Student Pandemic EBT Reimbursements

File Type: Student Pandemic EBT Reimbursements

File: EBT20210427.csv

Submission ID: 604876

District:

Date: 04/27/2021 10:50 AM

Collection Type: Student Pandemic EBT Reimbursements Student Pandemic EBT Reimbursements

Name:

User ID:

Email:

Record Count: 0

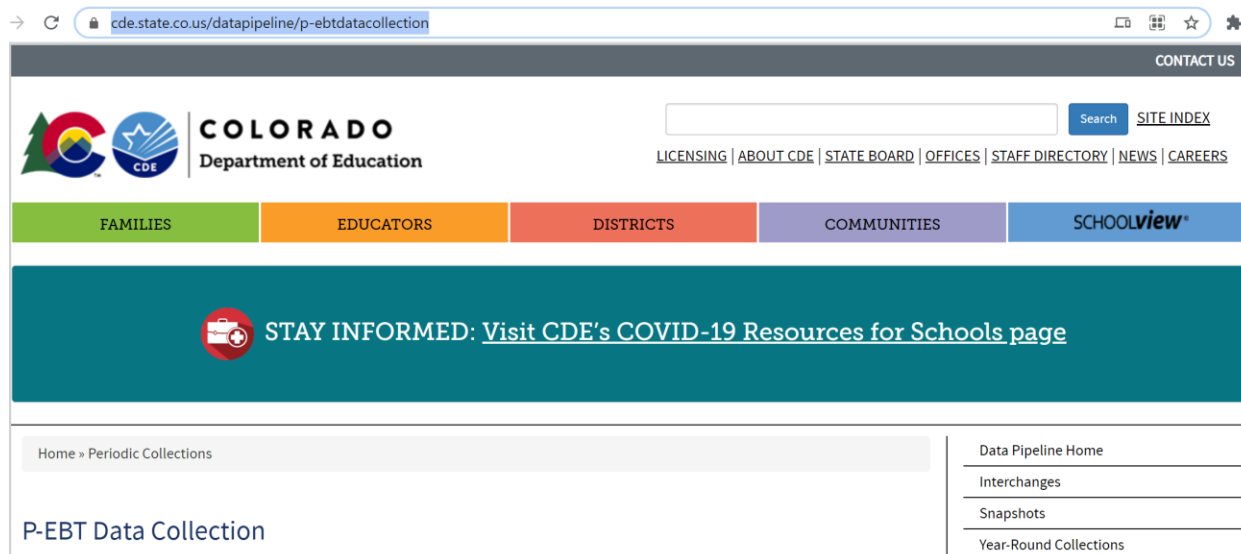
Error Count: 0

Data Pipeline test system (QA) can be accessed here: <https://cdx.cde.state.co.us/pipeline>

This data has **NOT been successfully uploaded** and has not been submitted.

File Layout

There is a dedicated webpage <https://www.cde.state.co.us/datapipeline/p-ebtdatacollection> for the P-EBT Data Collection.



The file layout is available on the webpage and has been sent to the identified District Data Respondents.

P-EBT Data Collection

Overview

The P-EBT program was created as part of the U.S. government response to the COVID-19 epidemic. P-EBT benefits are intended for school-aged children who would have received a free or reduced-price school meal during the time that schools were closed during the 2019-20 school year as well as during the current 2020-21 school year. P-EBT provides a cash-like benefit that will be issued to a P-EBT card or an existing EBT card. Existing EBT cards will automatically receive the additional P-EBT benefits and new P-EBT cards will be mailed directly to eligible students.

Student level data is needed in order to assess eligibility for P-EBT and also to obtain household information. This data collection will follow the typical process of new Data Pipeline collections. More information will be shared at regular town halls. This collection is a periodic data collection. More specific information will also be provided at upcoming training opportunities.

Deadlines

CDE requests that Local Education Agencies (LEAs) submit data by the following:

- First required collection due April 23, 2021
- Second required collection due May 31, 2021
- Potential upload due in August

File Layout and Definitions

- [2020-2021 P-EBT Data Collection](#) (posted 4/5/2021)

Below is an example of a file layout. The data contained in this snapshot is completely fictitious data.



SchoolDistrictCode	SchoolCode	SASID	LASID	StudentFirst	StudentMiddle	StudentLast	StudentGender	StudentDOB	StudentGrade	StudentLanguageBackground	PrimaryParentFirst	PrimaryParentLast	PrimaryParentTelephoneNumber	PrimaryMailingAddress1	PrimaryMailingAddress2	City	State	PostalCode	CountyCode	FRPLEligible	FT_RemoteLearn
2690	6132	330150004	755210799	Molly	U	William		112182012	30	eng	Fletcher	Coolley	3325011764	800-7352	Proin Av.	Pueblo	CO	81008	51	0	0
2690	6132	996457082	715622689	Auel	X	Horne		110162013	30	eng	Barry	Bauer	8460248778	Ap #270-6971	Eget Street	Pueblo	CO	81008	51	0	0
2690	2731	270029549	739243499	Sopoline	M	Lott		27262011	30	spa	Lois	Ware	9805579791	P.O. Box 650,	9928 Arcu St.	Pueblo	CO	81008	51	1	1
2690	2731	237825118	180766311	Cheyenne	T	Stark		23282013	30	spa	Mariam	Gill	6826975778	P.O. Box 147,	9206 Eu St.	Pueblo	CO	81008	51	1	1
2690	6132	803110561	149126063	Sara	T	Parks		111282012	30	eng	Lyle	Burt	7010957671	Ap #617-3960	Ut Street	Pueblo	CO	81008	51	0	0
2690	6132	387187793	770627415	Grady	Y	Spence		110102010	30	eng	Brent	Onill	4759994167	377-1042	Augue Rd.	Pueblo	CO	81008	51	0	0
2690	2731	995543014	593050618	Echo	U	Kramer		211032014	30	spa	Holly	Simon	8424873604	P.O. Box 156,	1695 Lectus Road	Pueblo	CO	81008	51	1	1
2690	2731	639377315	826233527	Daniel	D	Lindsay		27292009	30	spa	Garrison	Howe	5455114273	Ap #104-6822	Aeneas St.	Pueblo	CO	81008	51	1	1
2690	6132	450324750	893126144	Gray	R	Hogan		15072011	30	eng	Brianna	Albert	4909909150	Ap #751-3083	Luctus Av.	Pueblo	CO	81008	51	0	0
2690	6132	431580713	146502782	Noah	H	Horn		16072009	30	eng	Gillian	Sparks	6528477060	P.O. Box 820,	4697 Lacus. St.	Pueblo	CO	81008	51	0	0
2690	2731	486402974	922271847	Yetta	M	Guy		22182010	40	spa	Jenna	Coleman	8349140664	6430	Pede Ave	Pueblo	CO	81008	51	1	1
2690	2731	290463277	313074168	Cain	R	Jacobs		29212013	40	spa	Karleigh	White	5738609168	572-1415	Ac Av.	Pueblo	CO	81008	51	1	1
2690	6132	735363278	457907820	Kendall	I	Riley		14242013	40	eng	May	Lancaster	6486353940	P.O. Box 184,	2941 Ridiculus Av.	Pueblo	CO	81008	51	0	0
2690	6132	197783597	347979164	Azalia	I	Parsons		19292012	40	eng	Hannah	Clemons	3689605299	875-2944	Mauris. St.	Pueblo	CO	81008	51	0	0
2690	2731	892524836	313992072	Emery	L	Booth		21212015	40	spa	Drake	Holden	8550023429	561-838	Pharetra Avenue	Pueblo	CO	81008	51	1	1
2690	2731	426314247	281968250	Ulysses	X	Mills		22262011	40	spa	Ulysses	Hardin	6665796586	P.O. Box 111,	1520 Elit, Ave	Pueblo	CO	81008	51	1	1
2690	6132	926673497	292572578	Aiko	H	Joseph		112172014	40	eng	Abbot	Hutchinson	4752691634	Ap #672-1638	Pede. St.	Pueblo	CO	81008	51	0	0
2690	6132	818577866	970048974	Indira	Z	Payne		14192014	40	eng	Chase	Tanner	3466548175	P.O. Box 356,	1903 Nulla Road	Pueblo	CO	81008	51	0	0
2690	2731	993055262	887491813	Gwendoly	W	Maldonado		24132011	40	spa	Victoria	Maddox	6736845582	P.O. Box 114,	832 Est, St.	Pueblo	CO	81008	51	1	1
2690	2731	280309121	151245449	Amos	Z	Bass		21227009	40	spa	Maris	Russo	8262462703	7808	Dictum Avenue	Pueblo	CO	81008	51	1	1

For resources and training materials visit the [P-EBT data collection webpage](#). For questions, contact p-ebt.datepipeline.support@cde.state.co.us.