



Snapshot

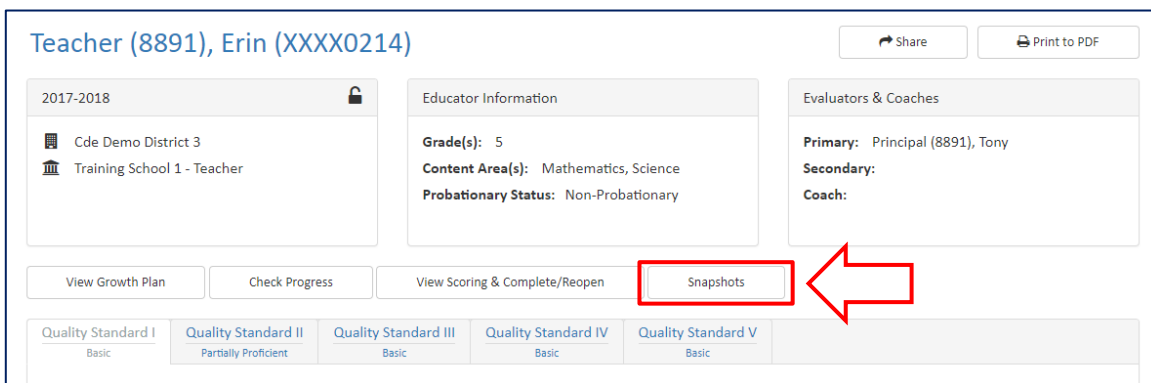
The Colorado Performance Management System allows for a “snapshot” to be taken of the Evaluator Assessment at any point during the evaluation cycle so that an evaluator may compare the progress of the educator on the rubric throughout the year.

Why use this feature? Many evaluators have expressed interest in celebrating the progress the educator has made from their mid-year review to the end-of-year review. This feature allows for the comparison of what changes have been made to the rubric from the time the snapshot was created.

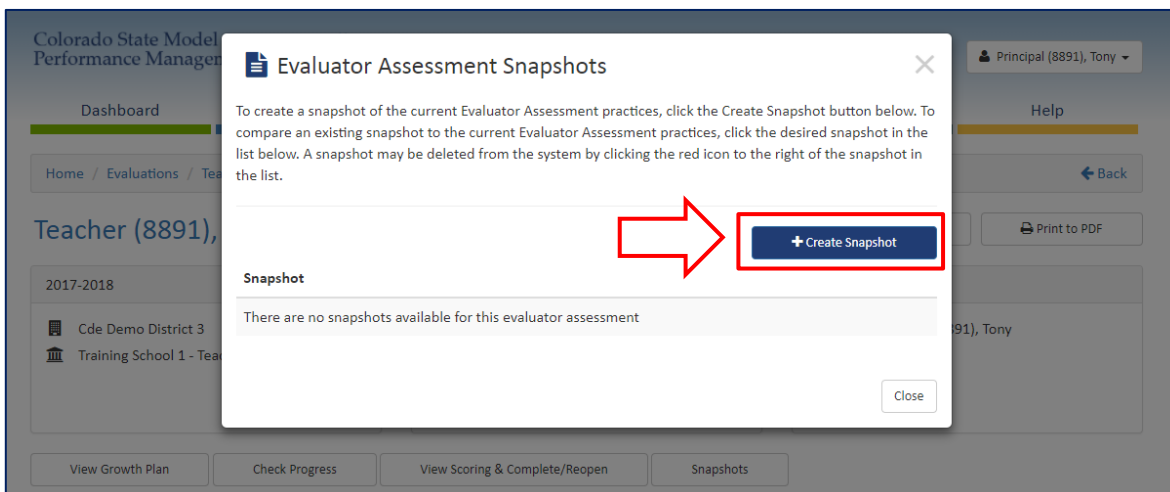
Step 1: Creating the Snapshot

An evaluator may create a snapshot by visiting an educator’s activity page and clicking on the Evaluator Assessment. From there, an evaluator can click on the “Snapshots” button.

NOTE: Only primary evaluators may create snapshots. However, secondary evaluators will be able to utilize the snapshot to view progress.



The evaluator can then click on “Create Snapshot”.



This will add a snapshot of the current practices that have been checked within the rubric.

NOTE: You have the ability to delete a snapshot at any time.

Evaluator Assessment Snapshots

To create a snapshot of the current Evaluator Assessment practices, click the Create Snapshot button below. To compare an existing snapshot to the current Evaluator Assessment practices, click the desired snapshot in the list below. A snapshot may be deleted from the system by clicking the red icon to the right of the snapshot in the list.

Only one snapshot per day is allowed. You must delete the existing snapshot to take another.

Snapshot

1/9/2018 - Snapshot by Principal (8891), Tony	
---	--

[+ Create Snapshot](#)

Close

Step 2: Using the Snapshot to View Progress

Once a snapshot has been created, an educator will be able to revisit that snapshot and see progress on the rubric at any point before the Evaluation Assessment has been completed. To view progress, click on the snapshot you would like to compare against (if multiple have been taken, they will display in list form).

Evaluator Assessment Snapshots

To create a snapshot of the current Evaluator Assessment practices, click the Create Snapshot button below. To compare an existing snapshot to the current Evaluator Assessment practices, click the desired snapshot in the list below. A snapshot may be deleted from the system by clicking the red icon to the right of the snapshot in the list.

Only one snapshot per day is allowed. You must delete the existing snapshot to take another.

Snapshot

1/9/2018 - Snapshot by Principal (8891), Tony	
---	--

[+ Create Snapshot](#)

Close

You will see the comparison is in place by the blue bar at the top. Click on “Stop Comparison” to view just the current rubric.

Secure | <https://copmstraining.randasolutions.com/Assessment/Assessment?workflowtempld=234344>

You are actively comparing the evaluator assessment with a snapshot taken on 01/09/2018 by Principal (8891), Tony. Stop comparison.

[View Growth Plan](#) [Check Progress](#) [View Scoring & Complete/Reopen](#) [Snapshots](#)

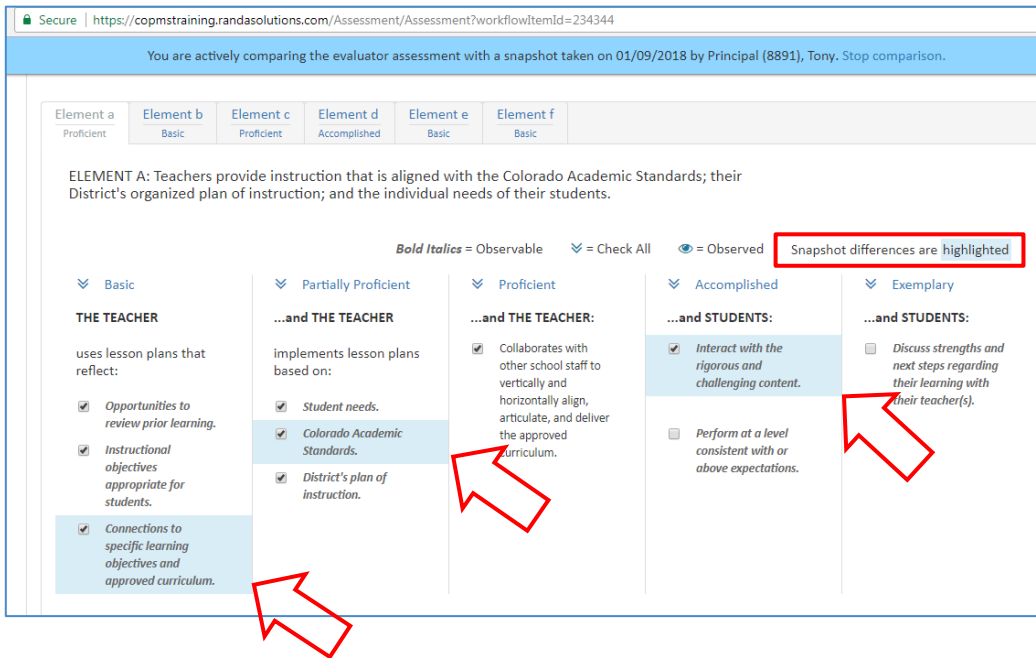
Quality Standard I	Quality Standard II	Quality Standard III	Quality Standard IV	Quality Standard V
Partially Proficient	Partially Proficient	Basic	Basic	Basic

Teacher

Quality Standard I

Teachers demonstrate mastery of and pedagogical expertise in the content they teach. The elementary teacher is an expert in literacy and mathematics and is knowledgeable in all other content that he or she teaches (e.g., science, social studies, arts, physical education, or world languages). The secondary teacher has knowledge of literacy and mathematics and is an expert in his or her content endorsement area(s).

By scrolling down to the rubric, all changes will be highlighted in blue.



Secure | <https://copmstraining.randasolutions.com/Assessment/Assessment?workflowItemId=234344>

You are actively comparing the evaluator assessment with a snapshot taken on 01/09/2018 by Principal (8891), Tony. Stop comparison.

Element a Proficient | Element b Basic | Element c Proficient | Element d Accomplished | Element e Basic | Element f Basic

ELEMENT A: Teachers provide instruction that is aligned with the Colorado Academic Standards; their District's organized plan of instruction; and the individual needs of their students.

Italic = Observable = Check All = Observed Snapshot differences are highlighted

Basic	Partially Proficient	Proficient	Accomplished	Exemplary
THE TEACHER uses lesson plans that reflect: <input checked="" type="checkbox"/> <i>Opportunities to review prior learning.</i> <input checked="" type="checkbox"/> <i>Instructional objectives appropriate for students.</i> <input checked="" type="checkbox"/> <i>Connections to specific learning objectives and approved curriculum.</i>	...and THE TEACHER implements lesson plans based on: <input checked="" type="checkbox"/> <i>Student needs.</i> <input checked="" type="checkbox"/> <i>Colorado Academic Standards.</i> <input checked="" type="checkbox"/> <i>District's plan of instruction.</i>	...and THE TEACHER: <input checked="" type="checkbox"/> Collaborates with other school staff to vertically and horizontally align, articulate, and deliver the approved curriculum.	...and STUDENTS: <input checked="" type="checkbox"/> <i>Interact with the rigorous and challenging content.</i> <input type="checkbox"/> Perform at a level consistent with or above expectations.	...and STUDENTS: <input type="checkbox"/> <i>Discuss strengths and next steps regarding their learning with their teacher(s).</i>

NOTE: If an Evaluation Assessment has been shared with the educator, they will also have the opportunity to use the snapshot feature to compare progress. However, they will not have the ability to create any new snapshots.

If you have any questions regarding this process, please do not hesitate to contact support@copms.randasolutions.com.