



Contents

Overview ..... 2

    Accessing & Navigating CEDAR/COGNOS ..... 2

    Extracting an Excel File ..... 5

Student Profile Reports (Student Interchange) ..... 6

    Student Demographics ..... 6

    Student School Association ..... 7

    Graduation Guidelines ..... 8

SEY Operational Reports ..... 10

    Reports ..... 10

Graduation/Completion ..... 14

    Definitions ..... 14

    Calculations ..... 15

    Reports ..... 16

Dropout ..... 22

    Definitions ..... 22

    Calculation ..... 23

    Reports ..... 23

Mobility/Stability ..... 26

    Definitions ..... 26

    Calculations ..... 27

    Reports ..... 27

## Overview

The Colorado Education Data Analysis and Reporting system (CEDAR) is a private, secure system which provides student level data to authorized users. Access to student-level data is limited to educators who have need for such data.

Often CEDAR is referred to as COGNOS since COGNOS is the software currently powering the Colorado Education Data Analysis and Reporting system (CEDAR).

Reports in CEDAR/COGNOS have multiple purposes. Some are used as operational reports to assist data respondents in looking up specific information on students, file/snapshot errors, and students missing from a snapshot due to profile errors. Other reports are used to validate data when finalizing a data collection. Many reports also provide districts with a preview of data that will be published based upon specific data collections. (i.e., graduation statistics)

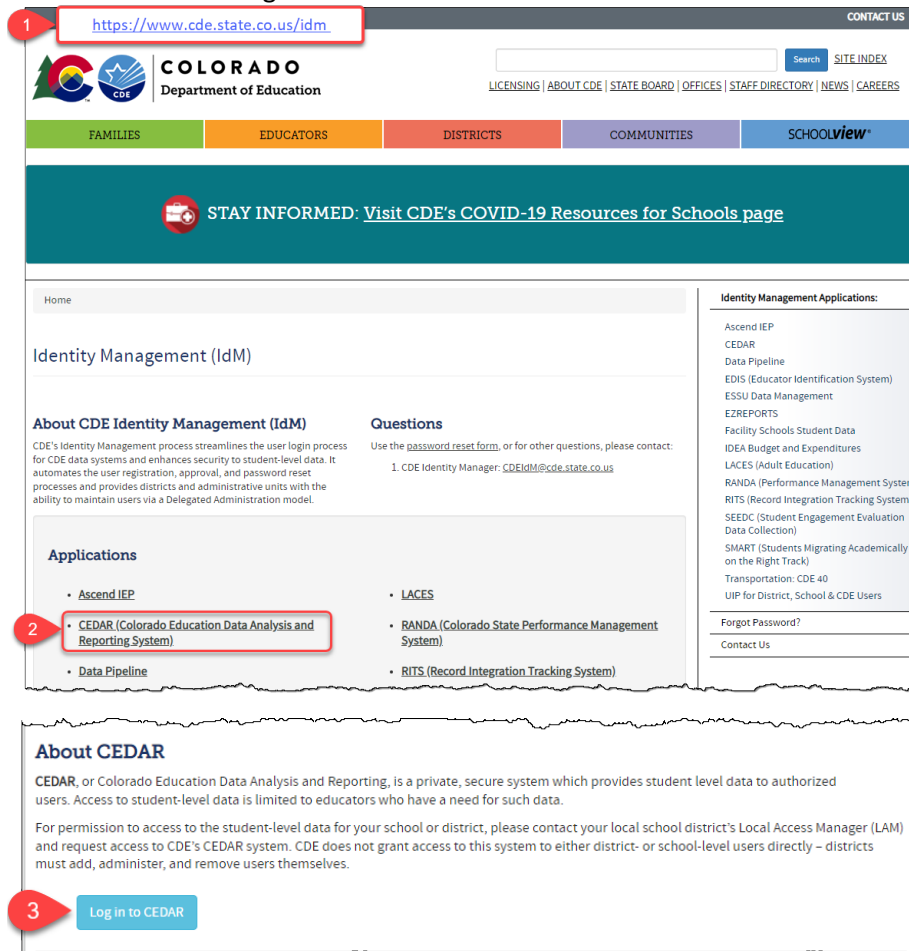
Student End of Year CEDAR/COGNOS reports are focused on the information needed to accurately report a student's educational history and validate graduation, completion, dropout, mobility, and stability rates.

## Accessing & Navigating CEDAR/COGNOS

### Access via Identity Management (IdM) webpage

Note: Google Chrome is the preferred browser when working with CEDAR/COGNOS reports.

1. Go to the IdM webpage: <https://www.cde.state.co.us/idm>
2. Select the CEDAR application link.
3. Select the 'Log in to CEDAR' button



**1** <https://www.cde.state.co.us/idm>

**2** [CEDAR \(Colorado Education Data Analysis and Reporting System\)](#)

**3** [Log in to CEDAR](#)

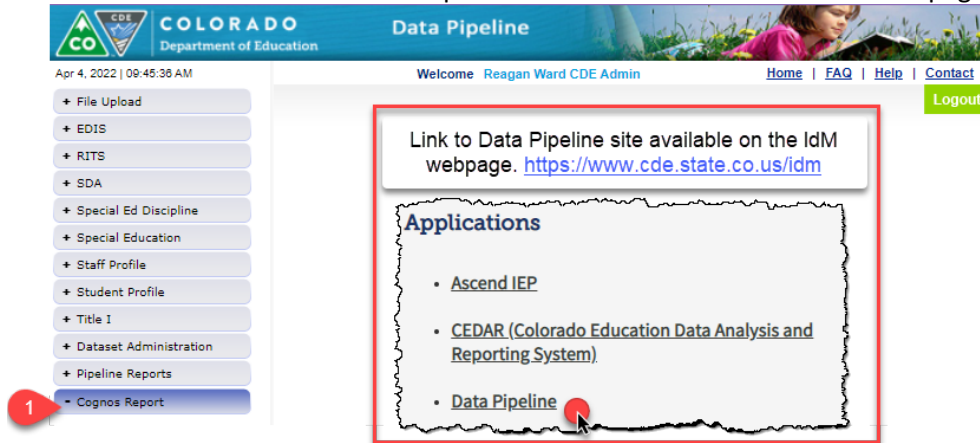
**About CEDAR**

CEDAR, or Colorado Education Data Analysis and Reporting, is a private, secure system which provides student level data to authorized users. Access to student-level data is limited to educators who have a need for such data.

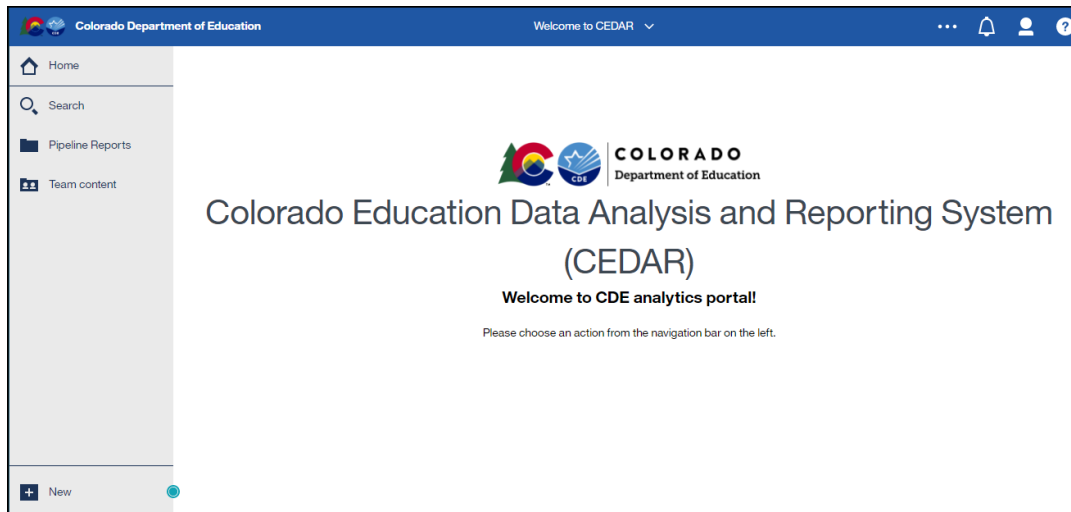
For permission to access to the student-level data for your school or district, please contact your local school district's Local Access Manager (LAM) and request access to CDE's CEDAR system. CDE does not grant access to this system to either district- or school-level users directly - districts must add, administer, and remove users themselves.

## Access via link in Data Pipeline

1. From the Data Pipeline site, select the 'COGNOS Report' button.
  - a. Note: Link to Data Pipeline site also available on the IdM webpage.




## CEDAR/COGNOS Home Screen




## Navigating CEDAR/COGNOS

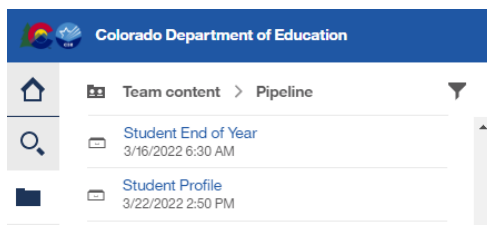
 Pipeline reports folder:

Select this folder to view available report categories (files)

 Pipeline Reports

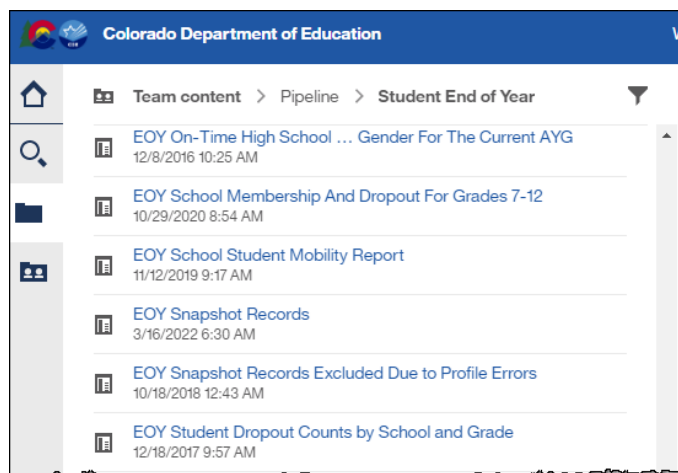
 Reports category file:

Reports are organized based upon a user's access permissions in IdM. Each file represents reports connected to a specific data collection/IdM user role. SEY data respondents should have access to the Student Profile and Student End of Year report categories.



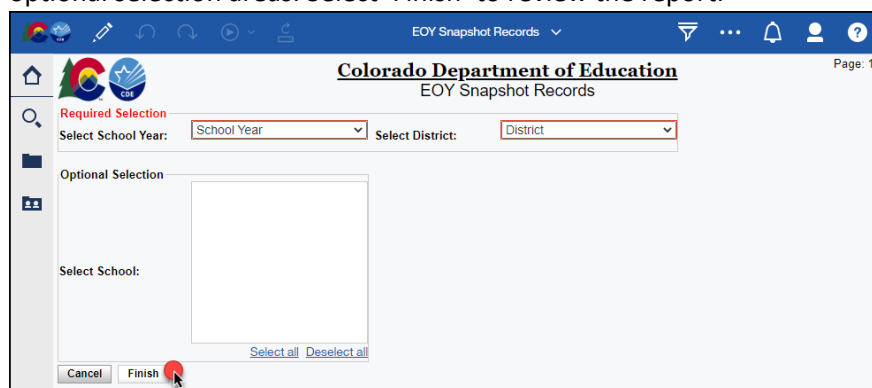
## Report:

Within each report category file is a list of all available reports. Select the desired report from the list.



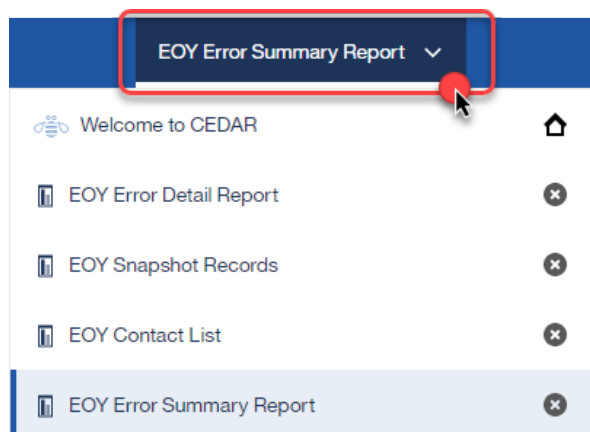
## Sample Report Screen:

Report screens will vary slightly based upon report. Complete the required selection dropdown menus and any desired optional selection areas. Select 'Finish' to review the report.



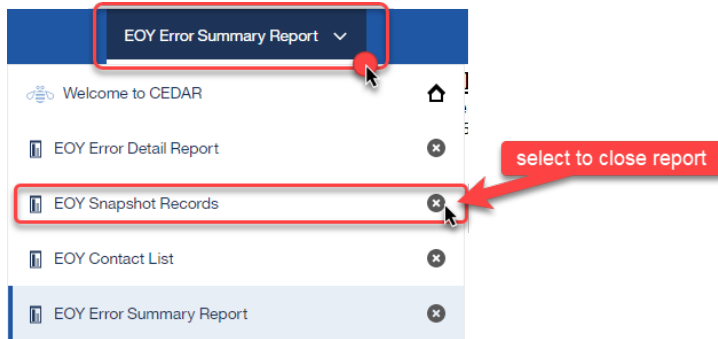
## Toggle between reports:

Select a recent report from the dropdown list at the top center of your screen.



## Close an open report:

Select the x button in the recent report dropdown list at the top center of your screen. This resets the report parameters if you wish to run the report again with different parameters.



## Reports with multiple pages:

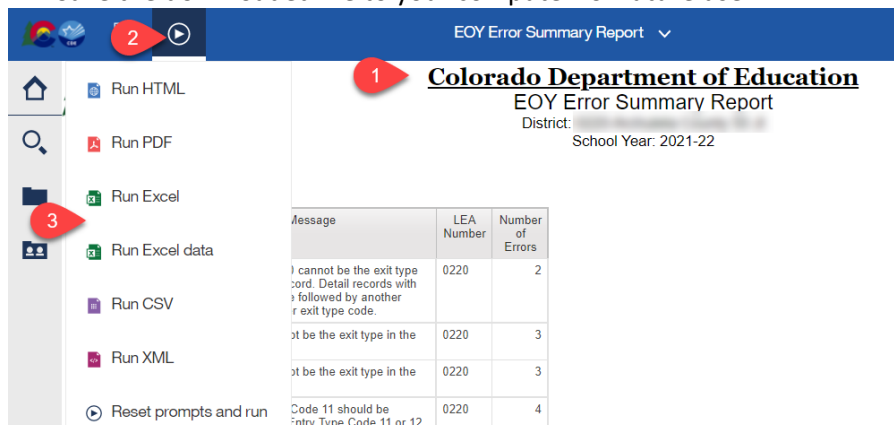
Often a report will contain multiple pages of information. Use the navigation arrows at the bottom of the screen to move through report pages.

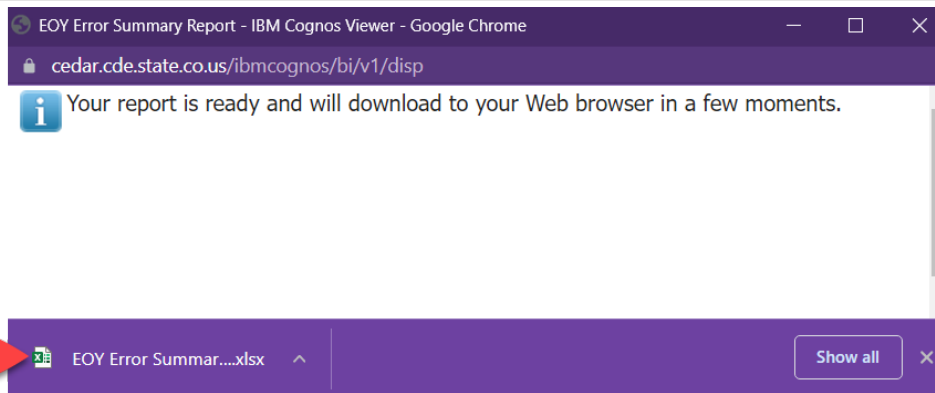


## Extracting an Excel File

It is often helpful to save a report as an excel file on your computer. This is especially beneficial when reviewing reports with many pages of data or if you wish to filter a report on a specific field. Since many of these reports are only available to data respondents, there may be times where a respondent may wish to save a copy of a report to share with other district employees who need access to this information. (For example, high school administration/counselors may wish to review the 'Graduation Guidelines: Student Completion List' report for their school to cross reference reported Graduation Guidelines measures for their students). Please remember to use your district's secure file sharing process when sharing personally identifiable information. As a reminder, email is not a secure method of sharing personally identifiable information (PII).

1. Open the desired report
2. Select the 'Run as' button at the top of the screen.
3. Select 'Run Excel' from the dropdown menu.
  - a. Note: If using Google Chrome, a new window will pop-up. Open the file once it completes downloading.
4. Save the downloaded file to your computer for future use.





## Student Profile Reports (Student Interchange)

Student End of Year data respondents have access to the 'student profile' report file in COGNOS/CEDAR. These reports are connected to data provided through the Student Interchange files (Student Demographics, Student School Association, and Graduation Guidelines). They are operational reports in nature, assisting districts with reporting accurate data on these files and providing historical information when helpful.

### Student Demographics

#### Student Demographics Error Summary Report

This report shows a list of the business rules triggered during a Student file upload (Student Demographics file). It matches the Data Pipeline Error report for the Student file.



#### Student Demographics Error Detail Report


This report shows a detailed list of student records and the corresponding triggered business rule during a Student file upload (Student Demographics file). It matches the detailed Data Pipeline Error report for the Student file.


#### English Learner Historical Reporting | ... by District | ... for Multiple SASIDs

These three reports provide historical information regarding the historical English Learner status of a student. The first allows a respondent to lookup an individual student's history by SASID, the second an entire list by the reporting district, and the third allows a respondent to look up multiple SASIDs at once.

Note: The 'School Year' column in these reports shows the Fall semester of the given year. For example, the 2021-2022 school year is shown as '2021' on these reports since it is reflecting the Student October data collection that takes place during the fall semester.

  <b>Colorado Department of Education</b> <span style="float: right;">Page</span>										
English Learner Historical Reporting										
District: <input type="text"/>										
School Year: 2022-2023										
GRP	SASID	School Year	Grade	District Code	Language Background	Language Proficiency	Language Program	Update Date	Tag Code	Error Indicator
Stu Oc	Current student (DEM) file	2018-2019	007							
Stu Oc		2019-2020	010							
Stu Oc		2020-2021	020							
Stu Oc		2021-2022	030							
Now		2022-2023	040							N
Stu Oct		2022-2023	040							





### Colorado Department of Education


#### English Learner Historical Reporting by District


District: \_\_\_\_\_

School Year: 2021-2022

Page: 1

SASID	Last Name	First Name	Date of Birth	Current Year						Prior Year				
				District	School	Language Background	Language Proficiency	Language Instruction Program	Error Indicator	OCT District	OCT School	OCT Language Background	OCT Language Proficiency	OCT Language Instruction Program





### Colorado Department of Education

#### English Learner Historical Reporting for Multiple SASIDs

District: \_\_\_\_\_

School Year: 2022-2023

GRP	SASID	School Year	Grade	District Code	Language Background	Language Proficiency	Bilingual	ESL	Language Program	Update Date	Tag Code	Error Indicator
Stu Oct	SASID 1	2018-2019	004			PHLOTE (4)						
Stu Oct		2019-2020	007			NEP (1)						
Stu Oct		2021-2022	020			FEP - Monitor Year 1						
Now		2022-2023	030			FEP - Monitor Year 2						
Stu Oct		2022-2023	030			FEP - Monitor Year 2						
Stu Oct	SASID 2	2011-2012	004			Not Applicable (0)						
Stu Oct		2012-2013	007			NEP (1)						
Stu Oct		2013-2014	010			NEP (1)						

### Homeless Detail Report

List of students by district who have been indicated as Homeless, both accompanied and unaccompanied, along with their primary nighttime residence.

SASID	Last Name	First Name	School Code	School Name	Entry Grade Level	School Entry Date	School Exit Date	Accompanied	Unaccompanied	In Shelters	Doubled Up	Unsheltered	Hotels/Motels
Accompanied - student is in custody of a parent/guardian Unaccompanied - student is not in the custody of a parent/guardian										<b>Primary Nighttime Residence</b>			

### Migrant Student List

List of students by district who have been identified as Migrant students by CDE's Office of Migrant Education. More information can be found on the [Office of Migrant Education's website](#).

SASID	Last Name	First Name	Birth Date	School Code	Migrant Arrival Date	Migrant End Date
-------	-----------	------------	------------	-------------	----------------------	------------------

### Title VI American Indian/Native Alaskan

This report provides a list of self-identified American Indian/Alaska Native students. This list may be used as a "trigger" for the Title VI ED 506 Indian Student eligibility certification form. If you have questions about American Indian/Native Alaskan services through Title VI please reach out to [CDE's Title VI office](#).

SASID	First Name	Middle Name	Last Name	Date of Birth	Grade Level	District Code	District Name	School Code	School Name	Federal Race	Amer Indian or Alaskan	Hispanic/Latino Ethnicity	White	Pacific Islander	Black	Asian	Most Recent Update
-------	------------	-------------	-----------	---------------	-------------	---------------	---------------	-------------	-------------	--------------	------------------------	---------------------------	-------	------------------	-------	-------	--------------------

### Student School Association

#### Student School Association Error Summary Report

This report shows a list of the business rules triggered during a Student School Association file upload. It matches the Data Pipeline Error report for the Student School Association file.



## Student School Association Error Detail Report

This report shows a detailed list of student records and the corresponding triggered business rule during a Student School Association file upload. It matches the detailed Data Pipeline Error report for the Student School Association file.

## Date First Enrolled in US Report

This report allows a respondent to look up the date on record with CDE that a student was first enrolled in a US school by SASID. This is based upon records reported in the data pipeline system.

SASID	School Code	LASID	First Name	Last Name	Date of Birth	Current Entry Grade Level	Current Date First Enrolled in SSA File	Calculated Date First Enrolled in US	Calculated Date First Enrolled Entry Type	Calculated Grade First Enrolled in CO
-------	-------------	-------	------------	-----------	---------------	---------------------------	---	--------------------------------------	---	---------------------------------------

## Foster Care Student List

This is a list of students who have been identified as in Foster Care by the Colorado Department of Education using data provided by the Colorado Department of Human Services. This information is confidential and should not be shared with unauthorized individuals.

SASID	First Name	Last Name	Date of Birth	Grade Level	School Code	School Name	FRL Eligibility
-------	------------	-----------	---------------	-------------	-------------	-------------	-----------------

## Home Based Students

This report shows a district's list of students with Student School Association record that indicates they are Home Based Education = Yes (1).

SASID	First Name	Last Name	Birth Date	School Code	School Name	Entry Grade Level	School Entry Date	School Exit Date	Home Based Education
-------	------------	-----------	------------	-------------	-------------	-------------------	-------------------	------------------	----------------------

## Students with an assigned Anticipated Year of Graduation

This list of students reflects students on your SSA file who have an assigned Anticipated Year of Graduation (AYG). It is based upon the prior year's student end of year reporting and does not update until this year's student end of year reporting is finalized. To review current AYG cohorts as updated by the creation of a new student end of year snapshot, please see the 'EOY Student List – Students from Current AYG' report in the Student End of Year COGNOS reporting category file.

SASID	First Name	Last Name	Gender	Date of Birth	Entry Grade Level	School Entry Date	School Exit Date	School Exit Type	Anticipated Year of Graduation	Last Year Reported	Starting Grade for AYG	Starting Year for AYG	Starting District for AYG
Current year data based upon SSA files.										Prior year data from the Student End of Year collection.			
					110				2023	2021	090	2020	1110
									2023	2021	090	2020	1040

AYG, Last Reported Year, and Starting Year for AYG represent the Spring semester of the school year. For example, school year 2020-2021 is shown as '2021' in these data fields.

## Graduation Guidelines

### Student Graduation Guidelines Error Summary Report

This report shows a list of the business rules triggered during a Graduation Guidelines file upload. It matches the Data Pipeline Error report for the Graduation Guidelines file.

### Student Graduation Guidelines Error Detail Report

This report shows a detailed list of student records and the corresponding triggered business rule during a Graduation Guidelines file upload. It matches the detailed Data Pipeline Error report for Graduation Guidelines file.



## Graduation Guidelines Student History Report


This report shows all Graduation Guidelines measures reported for a given SASID across all districts and years. It is designed to assist districts in looking up reported measures for transfer students. This report is limited by the available information. Districts are encouraged to report any Graduation Guidelines measure completed by all students throughout the year but are only required to report measures for graduating students. Some districts choose to only report the minimum required information and others report all available information.

Reporting District/BOCES code	Reported Year	Student's State ID (SASID)	School Code	Student's First Name	Student's Last Name	Student's Gender	Student's Date of Birth	Guideline Type	Guideline Name	Guideline Score	School Year of Completion
-------------------------------	---------------	----------------------------	-------------	----------------------	---------------------	------------------	-------------------------	----------------	----------------	-----------------	---------------------------

## Graduation Guidelines: List of Students - Summary

This report shows the Graduation Guidelines status for any student listed on your district's current SSA file who has at least one reported graduation guideline measure. If a student is not on this list that means no measures have been reported for their SASID, even if they are in a grade level where information may be anticipated. This quick status summary allows you to review students who have met one or both types of measures (English or Math), their Anticipated Year of Graduation, current grade level, and most recent exit status.

This report is limited by the available information in Data Pipeline. Districts are encouraged to report any Graduation Guidelines measure completed by all students throughout the year but are only required to report measures for graduating students. Some districts choose to only report the minimum required information and others report all available information.



**Colorado Department of Education**

Graduation Guidelines: List of Students - Summary

District:  

School Year: 2021-2022

AYG updates with the Student End of Year collection. Newly assigned AYGs (i.e. 9th grade students) won't be reflected until the Student End of Year collection begins.

Current School Code	Current School Name	SASID	First Name	Last Name	Current Grade	Current Exit Date	Current Exit Type	Anticipated Year of Graduation (AYG)	Met English Measure	Met Math Measure
			Student A		110	00000000	00	2023	Yes	Yes
			Student B		110	00000000	00	2023	No	No
			Student C		120	05192022	90	2022	No	Yes
			Student D		120	05192022	90	2022	No	No

Student information based upon current SSA file

Note: Only students with at least one reported graduation guidelines measure are listed.

Summarizes all reported GG information for a student. A student with 'No' may not have a record reported in this category or records below the benchmark for the given guideline name in the category

## Graduation Guidelines: Student Completion List

This report shows all reported Graduation Guidelines measures for any student listed on your district's current SSA file. If a student is not on this list that means no measures have been reported for their SASID, even if they are in a grade level where information may be anticipated. This detailed list of measures completed by a student allows you to review all reported measures with the score for that measure.

This report is limited by the available information in Data Pipeline. Districts are encouraged to report any Graduation Guidelines measure completed by all students throughout the year but are only required to report measures for graduating students. Some districts choose to only report the minimum required information and others report all available information.

Current School Code	Current School Name	SASID	First Name	Last Name	Current Grade Level	Guideline Type	Guideline Name	Guideline Score	Met Benchmark Y/N	Reporting District Code	School Year of Completion
Student information based upon current SSA file.						Math	QAS	253	Yes	0130	20202021
						Math	QAS	253	Yes	0040	20202021
						Math	QAS	253	Yes	0040	20192020
						English	CAP	1	Yes	0470	20202021

Calculated based upon the benchmark scores for the specific guideline type, name and score.

Any available Graduation Guidelines records for the matching SASID across all districts and school years.

## SEY Operational Reports

There are several available SEY reports that are not directly tied to publicly posted education statistics data but are operational in nature, designed to help data respondents with the process of reporting student end of year data. These reports update with new file uploads and/or when a new student end of year snapshot is created.

### Reports

#### EOY Error Summary Report

This report shows a list of the business rules triggered by a SEY snapshot. It matches the Data Pipeline Error report for the SEY Snapshot.

#### EOY Error Detail Report

This report shows a detailed list of student records and the corresponding business rules triggered by a SEY snapshot. It matches the Data Pipeline Error Detail report for the SEY Snapshot.

#### EOY Adjustments Error Summary Report

This report shows a list of the business rules triggered by an Adjustment file upload. Currently, there is no matching Data Pipeline Error report.

#### EOY Adjustments Error Detail Report

This report shows a detailed list of student records and the corresponding business rules triggered by an Adjustment file upload. Currently, there is no matching Data Pipeline Error Report.

#### EOY Snapshot Records

Use this report to review/download a list of all Student End of Year snapshot records for the current year or a prior year. This is especially helpful if you need to see how your district reported a student's finalized data in a prior year because you are getting a current year error/warning related to their entry/exit type.

Note: This report reflects the current SEY File Layout. When reviewing data for a prior year you may see columns without any data. These are data fields that have been added to the SEY File Layout after that reporting year.

Date First Enrolled in US	Military Connected	IPST Cohort Military	Military Enlisted	Alternate Assessment Participation	Homebased Education	Postsecondary Program Enrollment	Cause of Housing Crisis	Additional Cause of Housing Crisis	Non School Program
09042018		0							
08012015		0							
08012015									


Blank fields are data fields added to the SEY File Layout since this reporting year.

Example: 2019-2020 did not include these data fields, so they are blank.  
2020-2021 includes all of these fields and will contain information.

## EOY Snapshot Records Excluded Due to Profile Errors

This report shows a list of students who have errors on the SSA or DEM files and therefore are not pulling into the SEY snapshot. Address the errors on the Student Interchange files and create a new snapshot to ensure these records pull into the SEY snapshot.

Note: The ACC file was removed in 2020-2021. Errors on the GG file will not prevent a student from being included in the SEY snapshot but will prevent a graduating student from being associated with their reported GG measures. This may cause a SE301 error.



**Colorado Department of Education**  
**EOY Snapshot Records Excluded Due to Profile Errors**  
 District: [REDACTED]  
 School Year: 2021-2022

Page: 1

School Code	SASID	Student's Birth Date	Student's First Name	Student's Gender	Student's Last Name	SSA Error Indicator	DEM Error Indicator	ACC Error Indicator
						Y	N	
						N	Y	
						N	Y	
						N	Y	

Note: Errors on the GG file will not cause a student to be excluded from the SEY snapshot. They may cause a student to receive a SE301 error due to missing GG records.

ACC file removed in 2020-2021

## EOY Cross LEA Edit Report

This report shows a static list of students who triggered SE800 series warnings to be addressed during the Cross LEA Validation phase. Unlike the other error detail reports for SEY, this report shows the other district where the student has been reported and their exit status from the other district. This is designed to assist districts in reconciling records during the Cross LEA phase and provide information should a district need to partner with another Colorado district to reconcile the record.

Note: SE800 series warnings are static and do not clear when student records are updated. The parallel SE700 series errors/warnings will clear once student records have been updated.

Error Type	Error Code	Error Message	District Code	SASID	Student's First Name	Student's Last Name	Student's Gender	Student's Birth Date	Adjustment Justification Code	School Code	School Year	Student's Middle Name	Student Entry Grade Level	School Entry Date	School Entry Type	School Exit Date	School Exit Type	Student's Ethnicity	Student's Race Indian	Student's Race Asian	Student's Race Black	Student's Race White	Student's Race Hawaiian
SE800 series warning			Information from your district's SEY Snapshot records																				

Other District Code	Other District Student's First Name	Other District Student's Last Name	Other District Student's Middle Name	Other District Student's Birth Date	Other District School Code	Other District School Entry Date	Other District School Entry Type	Other District School Exit Date	Other District School Exit Type
Information from the other reporting district for this student needed for reconciling records during the Cross LEA Phase									

## EOY Contact List

This report shows a list of SEY data respondents and their contact information (as entered in Data Pipeline) to help SEY data respondents if they need to communicate with another district to resolve post collection SEY errors/warnings. This list can also be used when a district need to request confirmation of enrollment and attendance from another district. Only users with SEY User or SEY Approver roles in data pipeline are reflected in this list. SEY Viewers are not reflected.



year, or the current year compared to the subsequent year, three years of data is shown when available. This report only reflects data for the given SASID as reported by the reporting district. It does not show data reported by other districts.

Prior School Year 2020-2021 SEY Record(s):

School District/BOCES Code	Local ID (LASID)	Student's State ID (SASID)	Student's Last Name	Student's First Name	Student's Middle Name	Student's Gender	Student's Birth Date	School Code	Grade Level	School Entry Date	School Entry Type	School Exit Withdraw Date	School Exit Withdraw Type	Retention Code	Last Record Flag Internal (District)	Last Record Flag State Internal	Date First Enrolled in U.S.	Home Based Education
									080		02	00000000	00	0	1	1		

Current School Year 2021-2022 OCT Record(s):

School District/BOCES Code	Local ID (LASID)	Student's State ID (SASID)	Student's Last Name	Student's First Name	Student's Middle Name	Student's Gender	Student's Birth Date	School Code	Grade Level	Pupil Attendance Info	Home Based Education	Non Se	Prog
									090				

Current School Year 2021-2022 SEY Record(s):


School District/BOCES Code	Local ID (LASID)	Student's State ID (SASID)	Student's Last Name	Student's First Name	Student's Middle Name	Student's Gender	Student's Birth Date	School Code	Grade Level	School Entry Date	School Entry Type	School Exit Withdraw Date	School Exit Withdraw Type	Retention Code	Last Record Flag Internal (District)	Last Record Flag State Internal	Date First Enrolled in U.S.	Home Based Education
									090		11	00000000	00	0	1	1		

Subsequent School Year 2022-2023 OCT Record(s):

School District/BOCES Code	Local ID (LASID)	Student's State ID (SASID)	Student's Last Name	Student's First Name	Student's Middle Name	Student's Gender	Student's Birth Date	School Code	Grade Level	Pupil Attendance Info	Home Based Education	Non Se	Prog
									100				

## EOY AYG Lookup by SASID

This report allows districts to lookup a student by SASID to see if an AYG has been assigned to the student yet. Students entering a Colorado public high school for the first time are assigned an AYG based upon their grade level. Once assigned through the Student End of Year collection, AYG does not change. It will automatically pull into any subsequent collections. The number of years into the cohort and the last reported school year will update as snapshots are taken during the SEY collection.



Colorado Department of Education

EOY AYG lookup by SASID


Page: 1

Calculated based upon last reported year and AYG. Updates with SEY collection.

List						
SASID	Anticipated Year of Graduation	Starting District for Grad Cohort	Starting Year for Grad Cohort	Starting Grade for Grad Cohort	Number of Years into Grad Cohort	Last Reported School Year
	2025	1040	2022	090	2	2022
	2023	1040	2020	090	4	2022

## EOY Cross LEA lookup by SASID

This report allows a district to lookup a student by SASID to see if another school district has reported the same student in the same collection year. It is designed to support districts with entry/exit coding issues caused by conflicting records in two different districts. This report updates as districts create SEY snapshots.



Colorado Department of Education

EOY Cross LEA lookup by SASID

School Year: 2022-2023

Page: 1

Reporting District														Other Reporting District(s)												
Student's State ID (SASID)	District Code	Student Last Name	Student First Name	Student Middle Name	Student Gender	Student Date of Birth	School Code	Entry Grade Level	School Entry Date	School Entry Type	School Exit Date	School Exit Type	Retention Code	District Code	Student Last Name	Student First Name	Student Middle Name	Student Gender	Student Date of Birth	School Code	Grade Level	School Entry Date	School Entry Type	School Exit Date	School Exit Type	Retention Code
								110	08012022	02	08012022	13	0													

## Graduation/Completion

### Definitions

#### Graduate

Graduates are students who receive a regular high school diploma upon completion of local graduation requirements (i.e., course work and assessment) and met Colorado's Graduation Guidelines. This includes students with disabilities who meet all requirements of an IEP aligned with state standards. Students with exit type codes 90, 95, and 96 are counted as graduates when calculating graduation rates.

#### Completer

CDE defines a student as a completer when the student graduates High School and receives a diploma, receives a High School Equivalency Diploma (HSED), or receives a locally defined non-diploma certificate (achievement, attendance, completion). Students who are accepted to an institute of higher education without receiving a high school diploma are also considered completers. It is important to note the definition of completer includes graduates. This means the counts and rates associated with completers will always be equal to or greater than the graduation counts and rates. Students with exit type codes 90, 92, 93, 94, 95, 96 are counted as completers when calculating completion rates.

#### Anticipated Year of Graduation (AYG)

Anticipated Year of Graduation (AYG) is a student's assigned graduation cohort group. Graduation and completion rates are calculated based upon AYG cohort groups. A student's AYG is automatically assigned during the Student End of Year data collection process when they initially enter ninth grade or enter a Colorado district for the first time in high school. Once a student is assigned an AYG, they remain in that AYG cohort throughout their high school career even if they experience a grade reassignment or retention.

Grade Level	AYG Calculation	Example (Current Year 2021-2022)
9 <sup>th</sup>	Current Year + 3	AYG 2025
10 <sup>th</sup>	Current Year + 2	AYG 2024
11 <sup>th</sup>	Current Year + 1	AYG 2023
12 <sup>th</sup>	Current Year	AYG 2022

Note: AYG cohorts are represented by the year of the Spring semester of the anticipated school year of graduation. So, an AYG of 2022 means the student is anticipated to graduate in the 2021-2022 school year.

#### AYG Cohort

The group of students in a school/district with the same AYG. Includes students who transfer into a school/district. Students who are verified transfers out of a school/district are removed from the AYG cohort. Please see the list of exit types that comprise the AYG cohort posted on the [SEY Website](#).

#### On-Time Graduation/Completion

The four-year on-time graduation rate measures the percentage of students who graduate high school in four years or less after entering ninth grade. Thus, the on-time graduation/completion rates reflect early graduates and four-year graduates for a given AYG cohort.

#### Instructional Program Service Type (IPST) Cohort

Students belonging to one or more of the following categories at some point during their high school career are placed into the IPST cohort for that given category. These categories are based upon services provided by schools and/or district for students. A student may belong to one or more IPST cohort. Students do not need to belong to the IPST category in all four years of high school to be considered part of the IPST cohort, but rather need to belong to the IPST





category at some point during their high school career. For example, a student will be included in the Limited English Proficient IPST category if they were an English Learner in their 9<sup>th</sup> grade year even if they transitioned out of an EL program (former English Learner) later in their high school career.

- Students with Disabilities
  - English Learner
  - Economically Disadvantaged
  - Migrant
  - Title 1
- Homeless
  - Gifted and Talented
  - Foster
  - Military Connected
  - Postsecondary Program Participant

For more information about specific IPST categories, please see the [definitions on the Graduation Statistics page](#).

Calculations

Graduation Rate

Graduation rates are calculated for multiple AYG cohort groups each year. The 4-year on-time graduation rate reflects students who graduated within four years or less after entering ninth grade.

Colorado supports students continuing in high school who need more time to meet graduation requirements or who are participating in specific high school postsecondary programs. In Colorado, students may remain enrolled beyond their fourth year of high school to graduate in five, six or seven years after entering ninth grade. The 5-, 6-, and 7-year rates are calculated based upon students assigned to the same AYG cohort group who graduate in more time.

The AYG cohort reflects students who enter ninth grade at the same point, plus transfers in, minus verified transfers out. Please see the list of exit types that comprise the AYG cohort posted on the [SEY Website](#).

*Number of students in the AYG cohort receiving a regular diploma*

*Divided by*

*Number of students in the AYG cohort*

4 Year "On-Time"	5 Year	6 Year	7 Year
Number of students with the same AYG cohort who graduate in 4 years or less	Number of students with the same AYG cohort who graduate in 4 years or less	Number of students with the same AYG cohort who graduate in 4 years or less	Number of students with the same AYG cohort who graduate in 4 years or less
÷	<b>plus</b> students who graduate in 5 years	<b>plus</b> students who graduate in 5 or 6 years	<b>plus</b> students who graduate in 5, 6, or 7 years
÷	÷	÷	÷
Number of students in the same AYG cohort	Number of students in the same AYG cohort	Number of students in the same AYG cohort	Number of students in the same AYG cohort

Completion Rate

Completion rates are calculated for multiple AYG cohort groups each year. The 4-year on-time completion rate reflects students who graduated with a regular diploma, received a High School Equivalency Diploma (HSED), or received a non-diploma certificate within four years or less after entering ninth grade.



Colorado supports students continuing in high school who need more time to complete high school or who are participating in specific high school postsecondary programs. In Colorado, students may remain enrolled beyond their fourth year of high school to complete in five, six or seven years after entering ninth grade. The 5-, 6-, and 7-year rates are calculated based upon students assigned to the same AYG cohort group who complete high school in more time.

The AYG cohort reflects students who enter ninth grade at the same point, plus transfers in, minus verified transfers out. Please see the list of exit types that comprise the AYG cohort posted on the [SEY Website](#).

*Number of students in the AYG cohort receiving a regular diploma, HSED, or non-diploma certificate*

***Divided by***

*Number of students in the AYG cohort*


4 Year "On-Time"	5 Year	6 Year	7 Year
Number of students with the same AYG cohort who graduate, receive a HSED, or non-diploma certificate in 4 years or less  ÷  Number of students in the same AYG cohort	Number of students with the same AYG cohort who graduate, receive a HSED, or non-diploma certificate in 4 years or less <b>plus</b> students who graduate in 5 years  ÷  Number of students in the same AYG cohort	Number of students with the same AYG cohort who graduate, receive a HSED, or non-diploma certificate in 4 years or less <b>plus</b> students who graduate in 5 or 6 years  ÷  Number of students in the same AYG cohort	Number of students with the same AYG cohort who graduate, receive a HSED, or non-diploma certificate in 4 years or less <b>plus</b> students who graduate in 5, 6, or 7 years  ÷  Number of students in the same AYG cohort

## Reports

### EOY All Graduation and Completion Rates for AYG

This report shows the 3-, 4-, 5-, 6-, and 7-year graduation and completion rates for the selected AYG cohort. This report shows both school and district level information along with disaggregated subgroup information.

Subgroups: Gender, federal race/ethnicity, IPST category



**Colorado Department of Education**  
 EOY All Graduation and Completion Rates for AYG

Page: 1

**Required Selection**

Select AYG Cohort:  Select District:

**Colorado Department of Education**  
EOY All Graduation and Completion Rates for AYG  
Data Summary Report  
2014-2015 Student End of Year

Page: 2

3 year rates are not publicly posted  
"On-Time" graduation rates include 3 & 4 year graduates

DISTRICT: [Redacted]  
DISTRICT TOTAL

AINS CONFIDENTIAL DATA - FOR ADMINISTRATIVE UNIT USE ONLY

	3 Year Graduation Rate	3 Year Completion Rate	4 Year Graduation Rate	4 Year Completion Rate	5 Year Graduation Rate	5 Year Completion Rate	6 Year Graduation Rate	6 Year Completion Rate	7 Year Graduation Rate	7 Year Completion Rate
Female					96.4%	97.2%	96.9%	98.0%	97.5%	98.6%
Male					96.4%	97.2%	94.0%	98.0%	97.5%	97.2%
American Indian					87.5%	87.5%	87.5%	87.5%	87.5%	100.0%
Asian					97.8%	97.8%	97.8%	97.8%	98.9%	98.9%
Black					91.4%	92.9%	91.4%	94.3%	94.3%	97.1%
Hispanic										95.8%
White										98.2%
Native Hawaiian or Other Pacific Islander										100.0%
Two or More Races					95.7%	95.7%	97.8%	97.8%	97.8%	97.8%
Students with Disabilities					60.7%	62.6%	74.8%	77.6%	87.9%	92.5%
Limited English Proficient					86.2%	86.2%	86.2%	86.2%	86.2%	86.2%
Economically Disadvantaged					86.3%	88.3%	88.6%	91.5%	90.3%	94.1%
Migrant					100.0%	100.0%	100.0%	100.0%	100.0%	100.0%
Title 1					50.0%	50.0%	50.0%	75.0%	50.0%	75.0%
Homeless					85.7%	85.7%	85.7%	85.7%	92.9%	92.9%
Gifted and Talented					98.7%	99.3%	98.7%	99.7%	98.7%	99.7%
<b>Total</b>					<b>94.5%</b>	<b>95.6%</b>	<b>95.4%</b>	<b>96.8%</b>	<b>96.2%</b>	<b>97.9%</b>
Military connected					0.0%	0.0%	0.0%	0.0%	0.0%	0.0%
Foster					75.0%	75.0%	75.0%	75.0%	75.0%	83.3%

**Federal Race/Ethnicity**

Matches published rates for the given AYG cohort  
If the cohort has not yet reached it's 5th, 6th, or 7th year,  
the rates will all be 0.0%

Published data for these two IPST cohort categories is available on the interactive graduation dashboards

## EOY On-Time Graduation and Completion Rates

This report will display the 3-, 4-, 5-, 6-, or 7-year graduation, completion, and still enrolled counts/rates based on the values selected in the drop down at both the district and school level. This is how districts can preview their graduation/completion rates prior to the public release. Once the SEY collection opens, review the current rates by selecting the AYG that matches the current school year and select '4 years in cohort.'

**Colorado Department of Education**  
EOY On-Time Graduation and Completion Rates

Page: 1

**Required Selection**

Anticipated Year of Graduation:  Select District:

Number of Years in Cohort:

**Colorado Department of Education**  
EOY On-Time Graduation and Completion Rates  
Data Summary Report  
ON-TIME GRADUATION AND COMPLETION RATES FOR THE 2019-20 AYG  
4 YEARS IN GRADUATION COHORT  
THIS REPORT CONTAINS CONFIDENTIAL DATA - FOR DISTRICT USE ONLY

Page: 1

DISTRICT: [Redacted]

School Code	School Name	Graduation Base Count	Graduate Count	Graduate Rate	Completer Count	Completion Rate	Still Enrolled Count	Still Enrolled Rate
		30	26	86.7%	26	86.7%	0	0.0%
		520	456	87.7%	460	88.5%	27	5.2%
<b>Overall - Total</b>		<b>4,376</b>	<b>3,879</b>	<b>88.6%</b>	<b>3,916</b>	<b>89.5%</b>	<b>270</b>	<b>6.2%</b>

## EOY On-Time Graduation Rate by IPST Category for the Current AYG

This report is a more detailed look at the data contained in the report 'EOY On-Time Graduation and Completion Rates'. It displays graduation/completion information by instructional program service types (IPST) for the selected AYG and number of years in cohort at both the district and school level. Once the SEY collection opens, review the current rates by selecting the AYG that matches the current school year and select '4 years in cohort.' Students remain in the IPST cohort if they qualify for the cohort at least once during their high school career.

**Colorado Department of Education** Pa

**EOY On-Time Graduation Rate By IPST Category For The Current AYG**  
Data Summary Report  
2021-22 AYG - 4 YEARS IN GRADUATION COHORT  
THIS REPORT CONTAINS CONFIDENTIAL DATA - FOR ADMINISTRATIVE UNIT USE ONLY

**District Total**

	Cohort Base Count	Graduate Count	Graduation Rate	Completer Count	Completion Rate
ASCENT					
Student With Disabilities					
Limited English Proficient					
Economically Disadvantaged					
Migrant					
Title 1					
Homeless					
Gifted and Talented					
Foster					
Military <b>connected</b>					

ASCENT cohort includes all students retained for a postsecondary program with Retention Code = 2

### EOY On-Time Graduation Rates by Race/Ethnicity and Gender for the Current AYG

This report is a more detailed look at the data contained in the report 'EOY On-Time Graduation and Completion Rates'. It displays graduation/completion information by gender, race/ethnicity for the selected AYG and number of years in cohort at both the district and school level. Once the SEY collection opens, review the current rates by selecting the AYG that matches the current school year and select '4 years in cohort.'


**District Total**

		Graduation Base Count	Graduate Count	Graduation Rate	Completer Count	Completion Rate
Asian	Female					
	Total					
Black	Male					
	Female					
	Total					
Two or More Races	Male					
	Female					
	Total					
District Total	Male					
	Female					
	Total					

Disaggregated by federal race/ethnicity

### EOY On-Time High School Graduates and Other Completers by Race/Ethnicity and Gender for the Current AYG

This report shows counts of graduates, completers, and HSED recipients by gender and race/ethnicity at the district and school level. GED is synonymous with HSED on this report. Once the SEY collection opens, review the current counts by selecting the AYG that matches the current school year and select '4 years in cohort.'



**Colorado Department of Education**  
 EOY On-Time High School Graduates And Other Completers By Race/Ethnicity And Gender For The  
 Current AYG  
 Data Summary Report  
 2020-21 AYG - 4 YEARS IN GRADUATION COHORT  
 THIS REPORT CONTAINS CONFIDENTIAL DATA - FOR ADMINISTRATIVE UNIT USE ONLY

Page: 2

**District Total**

Race	High School Graduate Male	High School Graduate Female	Other Completer Male	Other Completer Female	GED Recipient Male	GED Recipient Female	Total Male	Total Female	Total
American Indian									
Asian									
Black									
Hispanic or Latino									
White									
Native Hawaiian									
Two or More Races									
<b>Total</b>									


GED means 'HSED' on this report.

### EOY Student List – Students from Current AYG

This report shows the AYG Cohort base for a given AYG cohort and IPST category. It includes graduation, completion, still enrolled, dropout/HSED transfer status. This report also shows the last reported school year for a student.

If the SEY collection has not yet opened, select the current year as the 'anticipated year of graduation' and 3 years as the 'number of years in cohort' to review the AYG cohort base as of last year's data.

Once the SEY collection opens and your district has created a snapshot, select the current year as the 'anticipated year of graduation' and 4 years as the 'number of years in cohort' to review the AYG cohort base that reflects the current SEY collection.



**Colorado Department of Education**  
 EOY Student List - Students from Current AYG

Page: 1

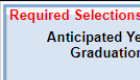
**Required Selections:**

Anticipated Year of Graduation:  Select District:

Number of Years in Cohort:  IPST Category:

Example: Review AYG cohort expecting to graduate this year August through April (unless participate in soft-open in March & April)

Cancel Finish



**Colorado Department of Education**  
 EOY Student List - Students from Current AYG


Page: 1

**Required Selections:**

Anticipated Year of Graduation:  Select District:

Number of Years in Cohort:  IPST Category:

Example: Review AYG cohort expecting to graduate this year & Finalized AYG Cohort base May - Collection Close



**Colorado Department of Education**  
**EOY Student List - Students from Current AYG**  
 Students from the 2021-2022 AYG  
 IPST Category - All Students

Page: 1

School Code	SCHOOL NAME	Last Name	First Name	SASID	Most Recent LASID	Anticipated Year of Graduation	Starting Grade for Grad Cohort	Starting Year for Grad Cohort	Starting District for Grad Cohort	Last Reported School Year	School Exit Type	Adjustment Justification Code	Graduate	Other Completer	Student Enrolled	Dropout Expulsion or GED Transfer
						2022				2021	00	00	0	0	1	0
						2022				2022	00	00	0	0	1	0
						2022				2022	00	00	0	0	1	0
						2022				2022	00	00	0	0	1	0
											00	00	0	0	1	0
											00	00	0	0	1	0
											40	00	0	0	0	1

GED means 'HSED' on this report.


from SEY snapshot

Students who are 'verified transfers out' are not reflected on this report.

This report only reflects students who comprise the AYG Cohort base for the selected AYG cohort. See the SEY website for a list of exit types that comprise the AYG cohort base.


### EOY All Membership Base Adjustments made for the AYG

This report will display a list of students by school for whom an adjustment was loaded for the selected school year. Adjustments are used to provide additional information about 7<sup>th</sup>-12<sup>th</sup> grade students who exited a school district in a prior year and were not enrolled during the current year. They adjust the exit status for dropouts (exit type 40), expulsions (exit type 50), and HSED transfers (exit type 70), which impacts graduation, completion, and dropout rates. Adjustments are typically made during the Cross LEA phase to address SE700 series errors.

<div>  <div> <b>Colorado Department of Education</b>  <b>EOY All Membership Base Adjustments made for the AYG</b>            Data Summary Report            2020-21 Student End of Year         </div> <div>           Page: 1         </div> </div>									
THIS REPORT CONTAINS CONFIDENTIAL DATA - FOR ADMINISTRATIVE UNIT USE ONLY									
DISTRICT: [REDACTED]									
School: <b>School A</b>									
Anticipated Year of Graduation: 2019									
SASID	Student's Last Name	Student's First Name	Student's Middle Name	Student's Birth Date	Student's Gender	Student's Federal Race	Adjustment School Year	Adjustment Justification Code	Year Adjustment Was Made
[REDACTED]	[REDACTED]	[REDACTED]	[REDACTED]	[REDACTED]	[REDACTED]	[REDACTED]	2018	42	2020
Anticipated Year of Graduation: 2021									
SASID	Student's Last Name	Student's First Name	Student's Middle Name	Student's Birth Date	Student's Gender	Student's Federal Race	Adjustment School Year	Adjustment Justification Code	Year Adjustment Was Made
[REDACTED]	[REDACTED]	[REDACTED]	[REDACTED]	[REDACTED]	[REDACTED]	[REDACTED]	2020	42	2021
[REDACTED]	[REDACTED]	[REDACTED]	[REDACTED]	[REDACTED]	[REDACTED]	[REDACTED]	2020	42	2021
School: <b>School B</b>									
Anticipated Year of Graduation: 2019									
SASID	Student's Last Name	Student's First Name	Student's Middle Name	Student's Birth Date	Student's Gender	Student's Federal Race	Adjustment School Year	Adjustment Justification Code	Year Adjustment Was Made

### EOY Students Still Enrolled in Current AYG Cohort Group


This report shows IPST information for the students still enrolled for the selected anticipated year of graduation and the number of years in cohort by district and school level.

 <b>Colorado Department of Education</b> EOY Students Still Enrolled in the Current AYG Cohort Group Data Summary Report 2020-21 AYG - 5 YEARS IN GRADUATION COHORT THIS REPORT CONTAINS CONFIDENTIAL DATA - FOR ADMINISTRATIVE UNIT USE ONLY			
District Total			
	Still Enrolled Count	Graduation Base Count	Still Enrolled Rate
ALL			
ASCENT			
Student With Disabilities			
Limited English Proficient			
Economically Disadvantaged			
Migrant			
Title1			
Homeless			
Gifted and Talented			
Foster			
Military Connected			

### EOY Student List – Early and Late Graduates and Completers

This report shows a list of students who are indicated as graduates for current year, but their AYG is not = current year. This report is found within the folder 'Phase 2' at the bottom of the Student End of Year report category file.

<a href="#">←</a> <a href="#">Pipeline</a> <a href="#">Student End of Year</a>
<b>Phase 2</b> 9/23/2013 3:26 AM

 <b>Colorado Department of Education</b> EOY Student List - Early and Late Graduates and Completers Data Summary Report 2021-22 Student End of Year Early and Late Graduates and Completers THIS REPORT CONTAINS CONFIDENTIAL DATA - FOR ADMINISTRATIVE UNIT USE ONLY									
DISTRICT: <b>0000 - All Districts</b>									
School Code	School Name	LAST_NAME_STUDENT	FIRST_NAME_STUDENT	SASID	AYG	Most Recently Reported Grade	District That First Assigned AYG	Most Recently Reported Exit Type	Most Recently Report Adjustment
					20222023	120		90	
					20202021	120		90	
					20202021			90	
					20192020	120		90	



## Dropout

### Definitions

#### Dropout

A 7<sup>th</sup>-12<sup>th</sup> grade student who was enrolled in school at any time during the current school year, including summer, but leaves school for a reason other than one of the following exclusionary conditions:

1. Transfers ([with adequate documentation](#)) to another public school district, private school, home based education program, or other state- or district-approved educational program.
2. Temporary absence due to suspension or expulsion.
3. Serious illness or death and does not complete their education.

This also includes a student who was in membership the previous school year and who does not return to school prior to the end of the current school year. (i.e. students who did not exit in a previous school year but did not attend school during the current year) Drop out students are coded with exit type = 40.

Students who reach the age of 21 before receiving a diploma or designation of completion (“age-outs”) are also counted as dropouts.

#### Membership Base

The membership base in dropout calculations represents the total number of students that were in membership in a school/district at any time during the current school year.

#### Instructional Program Service Type (IPST)

Students belonging to one or more of the following categories during the current school year. These categories are based upon services provided by schools and/or district for students. A student may belong to one or more IPST category.

- Students with Disabilities
- Limited English Proficient
- Economically Disadvantaged
- Migrant
- Title 1
- Homeless
- Gifted and Talented
- Foster
- Military Connected

Note: Military Connected is often referred to as ‘Military’ on reports. ASCENT reflects any student retained for a postsecondary program (ASCENT/P-TECH/TREP)

For more information about specific IPST categories, please see the [definitions on the Dropout Statistics page](#).

#### Alternative School

A public elementary or secondary school that addresses the needs of students that typically cannot be met in a regular school program. The school provides nontraditional education; serves as an adjunct to a regular school; and falls outside the categories of regular, special education, or vocational education. A school may be designated as an alternative school without also being designated as an alternative education campus (AEC).



## Calculation

The Colorado dropout rate is an annual rate, reflecting the percentage of all students enrolled in grades 7-12 who leave school during a single school year without subsequently attending another school or educational program.

A student can only be counted as a dropout once within a given reporting year (July 1 through June 30). However, if a student drops out during one school year, returns to school the following year, and then drops out again, they could be counted as a dropout in multiple collection years. (i.e., Student drops out in 2020-2021 and is counted in 2020-2021 dropout rates. Student then returns in 2021-2022 for part of the year and then drops out again, so they are counted in 2021-2022 dropout rates as well).

*Dropouts: Number of dropouts during the school year (Exit Types 40 and 01)*

***Divided by***

*Membership Base: Total number of students in membership at any time during the school year*


Dropout rates at the state and district level are broken into three categories.

1. Totals (Including Alternative Schools) – \*this is the official rate reflecting all students
2. Totals (Alternative Schools Only)
3. Totals (Excluding Alternative Schools)

## Reports

### EOY Students Dropout Rates by School and IPST

This report shows the total dropout at the school and district level along with subgroup rates by gender, race/ethnicity, and IPST category. This report allows districts to preview their dropout rates before they are publicly posted at the conclusion of the Student End of Year data collection cycle.

 <b>Colorado Department of Education</b> EOY Students Dropout Rates by School and IPST Data Summary Report 2021-22 Student End of Year			
THIS REPORT CONTAINS CONFIDENTIAL DATA - FOR ADMINISTRATIVE UNIT USE ONLY			
DISTRICT: <b>0000 - ALL STUDENTS</b>			
DISTRICT TOTALS (INCLUDING ALTERNATIVE SCHOOLS)			
	Pupil Count	Total Dropouts	Rate
American Indian			
Asian			
Black			
Hispanic or Latino			
White			
Native Hawaiian			
Two or More Races			
Female			
Male			
District			
INSTRUCTIONAL PROGRAM SERVICE TYPE			
STUDENTS WITH DISABILITIES			
LIMITED ENGLISH PROFICIENT			
ECONOMICALLY DISADVANTAGED			
MIGRANT			
TITLE I			
HOMELESS			
GIFTED AND TALENTED			
FOSTER			
MILITARY CONNECTED			

All Students

## EOY Student Dropout Counts by School and Grade

This report reflects dropout rates at the district and school level by grade level, gender, and race/ethnicity. School and district level rates by grade level are not publicly posted. State dropout rates by grade level are publicly posted.

THIS REPORT CONTAINS CONFIDENTIAL DATA - FOR ADMINISTRATIVE UNIT USE ONLY

**DISTRICT:** [REDACTED]

**DISTRICT TOTALS (ALTERNATIVE SCHOOLS ONLY)**

		American Indian			Asian			Black			Hispanic or Latino			White			Native Hawaiian			Two or More Races			Totals		
		Pupil Count	Dropouts	Rate	Pupil Count	Dropouts	Rate	Pupil Count	Dropouts	Rate	Pupil Count	Dropouts	Rate	Pupil Count	Dropouts	Rate	Pupil Count	Dropouts	Rate	Pupil Count	Dropouts	Rate	Pupil Count	Dropouts	Rate
Grade 7	Female																								
	Totals																								
Grade 8	Male																								
	Female																								
	Totals																								
Grade 9	Male																								
	Female																								
	Totals																								
Grade 10	Male																								
	Female																								
	Totals																								
Grade 11	Male																								
	Female																								
	Totals																								
Grade 12	Male																								
	Female																								
	Totals																								
District Totals	Male																								
	Female																								
	Totals																								

## EOY School Membership and Dropout for Grades 7-12

This report displays the internal counts CDE uses to create the pupil count for the dropouts. This report is broken down by grade, race/ethnicity, and gender for each school and district. In addition to this, this report contains links to see a list of the students who make up the following: Transfers within district, GED (HSED) Transfers, Dropouts, Deceased or Seriously Ill, and retentions.

Column	Details
Beginning Pupil Count (1)	Students with entry type 00, 02, 03, 11 (first record only)
Retention from Prior Year (2A)	Students with a retention code in the prior year
Incoming Transfers (2B)	Students with entry type 01, 06, 10, 11 (other than first record), 12, 13, 14, 15, 16, 17, 18, 19, 20, 21, 25, 26, 30, 45, 55, 56, 90, 92, 93
Retrievals (3)	Students with entry type 40, 50, or 70
Pupil Count (1 + 2B + 3)	School Level: 1 + 2B + 3 District Level: 1 + 2B + 3 – 4
Outgoing transfers within district (4)	Students with exit type 10, 11, 20, 56
Outgoing transfers outside of district (5)	Students with exit type 06, 12, 13, 14, 15, 16, 18, 19, 21, 22, 26
Deceased or Seriously Ill (6)	Students with exit type 02 or 30
Expulsions and GED Transfers (7A)	Students with exit type 50 or 70 *GED means HSED
Dropouts (7B)	Students with exit type 50 or 01
Total Withdrawals (Add 4+5+6+7A+7B)	Add columns 4 + 5 + 6 + 7A + 7B
Total Enrollment (Columns 1 + 2B + 3 minus Total Withdrawals)	Add columns 1 + 2B + 3 – Total withdrawals
These students will repeat same grade next year (Placed in 2A next year)	Students with retention code 1, 2, or 3
Next Year Beginning Count	Pupil Count – Total Withdrawals – Retentions – Graduates/Completers = Next Year Beginning Count

DISTRICT: <span style="background-color: #cccccc;">[District Name]</span>			DISTRICT TOTALS (ALL SCHOOLS)															
Grade	Race/Ethnicity	Gender	Beginning Pupil Count (1)	Retentions from Prior Year (2A)	Incoming Transfers (2B)	Retrievals (3)	Pupil Count (1+2B+3)	Outgoing Transfers within District (4)	Outgoing Transfers Outside District (5)	Deceased or Seriously Ill (6)	Expulsions and OED Transfers (7A)	Dropouts (7B)	Total Withdrawals (Add 4+5+6+7A+7B)	Total Enrollment (Columns 1+2B+3) Minus Total Withdrawals	These students will repeat same grade next year. (Placed in 2A next year.)	Next Year Beginning Count		
Grade 12	American Indian	Male																
		Female																
	Asian	Male																
		Female																
	Black	Male																
		Female																
	Hispanic or Latino	Male																
		Female																
	White	Male																
		Female																
	Native Hawaiian	Male																
		Female																
	Two or More Races	Male																
		Female																
	Total																	
	<a href="#">List of Students Transfers Within District</a>																	
	<a href="#">List of Students GED Transfers</a>																	
	<a href="#">List of Students Dropouts</a>																	
	<a href="#">List of Students Deceased or Seriously Ill</a>																	
	<a href="#">List of Students Retentions</a>																	

## EOY Student Dropout List

This report reflects the list of students coded as dropouts for a district in the given year.

School Code	SASID	First Name	Last Name	Federal Race	Gender	Grade Level	School Exit Type
-------------	-------	------------	-----------	--------------	--------	-------------	------------------

## EOY End of Year Membership by School, Grade, Race/Ethnicity and Gender

This report displays the reported total number of students in membership within each grade at the school and district level. It is a matrix showing race/ethnicity and gender by grade level.

DISTRICT: <span style="background-color: #cccccc;">[District Name]</span>			DISTRICT TOTALS																											
	American Indian			Asian			Black			Hispanic or Latino			White			Native Hawaiian			Two or More Races			TOTAL								
	Female	Male	Total	Female	Male	Total	Female	Male	Total	Female	Male	Total	Female	Male	Total	Female	Male	Total	Female	Male	Total	Female	Male	Total						
Pre-kindergarten (Preschool)																														
Half Day Kindergarten (450+ hours)																														
Full Day Kindergarten (900+ hours)																														
Grade 1																														
Grade 2																														
Grade 3																														
Grade 4																														
Grade 5																														
Grade 6																														
Grade 7																														
Grade 8																														
Grade 9																														
Grade 10																														
Grade 11																														
Grade 12																														
Total																														

## Mobility/Stability

### Definitions

---

#### **Mobile Student**

A student is considered mobile at any time s/he enters or exits a school or district in a manner that is not part of the normal educational progression. Examples of 'unanticipated' or 'non-normal' movement within a school year are mid-year grade advancements, entry into a school or district after October 1<sup>st</sup>, or exit from a school or district before the end of the school year. These types of movement are considered instances of student mobility.

#### **Instance of Mobility**

An instance of mobility represents each time a student experiences an unanticipated movement within the school year. A student may have a no instance of mobility, a single instance of mobility, or multiple instances of mobility depending on their educational history. Examples of 'unanticipated' or 'non-normal' movement within a school year are mid-year grade advancements, entry into a school or district after October 1<sup>st</sup>, or exit from a school or district before the end of the school year. These types of movement are considered instances of student mobility.

#### **Stable Student**

Students who remain in a district or school without interruption throughout the academic year. These students follow a normal educational progression without an instance of mobility.

#### **Normal Educational Progression**

Examples of a normal educational progression include advancing grades between academic years, matriculating between elementary school and middle school or between middle school and high school, and exiting as a graduate or completer at the end of 12<sup>th</sup> grade.

#### **Membership Base/Pupil Count**

The total (cumulative) number of students in membership at any time during the academic year.

#### **Instructional Program Service Type (IPST)**

Students belonging to one or more of the following categories during the current school year. These categories are based upon services provided by schools and/or district for students. A student may belong to one or more IPST category.

- Students with Disabilities
- Limited English Proficient
- Economically Disadvantaged
- Migrant
- Title 1
- Homeless
- Gifted and Talented
- Foster
- Military Connected

Note: Military Connected is often referred to as 'Military' on reports. ASCENT reflects any student retained for a postsecondary program (ASCENT/P-TECH/TREP)

For more information about specific IPST categories, please see the [definitions on the Mobility/Stability Statistics page](#).

## Calculations

---

The timeframe in which mobility/stability rates are calculated was modified in the 2017-2018 school year. Only entries and exits that occur from the October Count date to the end of the school year are included in the calculation. Students must have a gap in attendance of more than 10 days for a move to be considered mobile.

There is a slight difference between school level and district level mobility rates because a student who moves between schools in a district is not counted as mobile at the district level. Only instances where a student enters and/or exits the district are counted for district level mobility rates. However, a student who moves between schools in the same district are counted in the mobility rates for both schools they attended because they entered and/or exited a school.

### Mobility Rate

The mobility rate represents the percent of students who move into or out of a district within a school year. This rate is based upon an unduplicated count of students meaning a student is may only be counted once in the mobility rate for a district even if they had multiple instances of mobility in that district throughout the academic year.

*Unduplicated count of grade K-12 students who moved into or out of the school or district during the academic year*

***Divided by***

*Membership Base: Total number of students in membership at any time during the academic year*

### Mobility Incidence Rate

The mobility incidence rate represents all instances of mobility for a student within a school year. This rate is based upon a duplicated count of students meaning a student may be counted more than once in the mobility incidence rate if they had multiple instances of mobility in that district throughout the academic year.

*Duplicated count of grade K-12 students who moved into or out of the school or district during the academic year*

***Divided by***

*Membership Base: Total number of students in membership at any time during the academic year*

### Stability Rate

The stability rate represents the percent of students who remained in a district/school without interruption throughout the school year. This is an unduplicated count of students meaning that a stable student may only be counted once in the stability rate for the district.

*Unduplicated count of K-12 students who remained in the district without interruption during the academic year*

***Divided by***

*Membership Base: Total number of students in membership at any time during the academic year*

## Reports

---

### EOY Mobility Rates by School, Grade, Race/Ethnicity, Gender, and IPST

This report provides contains the stability, mobility, and mobility incidence rates at both a school and district level for the selected school year. Disaggregated rates are also provided by grade level, race/ethnicity, IPST, and gender. This report allows districts to preview their mobility/stability rates before they are publicly posted at the conclusion of the Student End of Year data collection cycle.

DISTRICT: **0000 - Mobility SE**

## DISTRICT TOTAL

	PUPIL COUNT	TOTAL STUDENTS WHO WERE STABLE	STABILITY RATE	TOTAL STUDENTS WHO WERE MOBILE	STUDENT MOBILITY RATE (unduplicated)	TOTAL INSTANCES OF MOBILITY	MOBILITY INCIDENCE RATE (duplicated)
Grade K Half Day							
Grade K Full Day							
Grade 01							
Grade 02							
Grade 03							
Grade 04							
Grade 05							
Grade 06							
Grade 07							
Grade 08							
Grade 09							
Grade 10							
Grade 11							
Grade 12							

	PUPIL COUNT	TOTAL STUDENTS WHO WERE STABLE	STABILITY_RATE	TOTAL STUDENTS WHO WERE MOBILE	MOBILITY_RATE	TOTAL INSTANCES OF MOBILITY	INCIDENCE_RATE
American Indian							
Asian							
Black							
Hispanic or Latino							
White							
Native Hawaiian							
Two or More Races							

Federal race/ethnicity

	PUPIL COUNT	TOTAL STUDENTS WHO WERE STABLE	STABILITY_RATE	TOTAL STUDENTS WHO WERE MOBILE	MOBILITY_RATE	TOTAL INSTANCES OF MOBILITY	INCIDENCE_RATE
Students with Disabilities							
Limited English Proficient							
Economically Disadvantaged							
Migrant							
Title I							
Homeless							
Gifted And Talented							
Foster							
Military Connected							

	PUPIL COUNT	TOTAL STUDENTS WHO WERE STABLE	STABILITY RATE	TOTAL STUDENTS WHO WERE MOBILE	STUDENT MOBILITY RATE (unduplicated)	TOTAL INSTANCES OF MOBILITY	MOBILITY INCIDENCE RATE (duplicated)
Female							
Male							
Total							

## EOY District Student Mobility Report

This report shows a list of students by SASID with their mobility status at the district level and their number of mobility incidents for the given school year.

SASID	First Name	Last Name	District Mobile Y/N	District Mobile Incidents
			N	0
			Y	1

## EOY School Student Mobility Report

This report shows a list of all students by SASID with their mobility status at the school level and their number of mobility incidents for the given school year.



SASID	School Code	School Name	First Name	Last Name	Entry Grade Level	School Entry Date	School Entry Type	School Exit Date	School Exit Type	School Mobile Y/N	School Mobile Incidents	School Population	District Mobile	District Mobile Incidents	District Population
										N	0	Y	N	0	Y
										Y	1	Y	N	0	Y

### EOY End of Year Membership by School, Grade, Race/Ethnicity and Gender

This report displays the reported total number of students in membership within each grade at the school and district level. It is a matrix showing race/ethnicity and gender by grade level.

DISTRICT: **0000 - DISTRICT TOTALS**

DISTRICT TOTALS	American Indian			Asian			Black			Hispanic or Latino			White			Native Hawaiian			Two or More Races			TOTAL		
	Female	Male	Total	Female	Male	Total	Female	Male	Total	Female	Male	Total	Female	Male	Total	Female	Male	Total	Female	Male	Total	Female	Male	Total
Pre-kindergarten (Preschool)																								
Half Day Kindergarten (450+ hours)																								
Full Day Kindergarten (900+ hours)																								
Grade 1																								
Grade 2																								
Grade 3																								
Grade 4																								
Grade 5																								
Grade 6																								
Grade 7																								
Grade 8																								
Grade 9																								
Grade 10																								
Grade 11																								
Grade 12																								
Total																								