

Alternate Education Campus – Actual Measures

Purpose:

To collect measures and aggregated optional data to include in the AEC SPF for Alternative Education Campuses (AECs). These optional measures are not mandatory, but are supplemental and add greater context to the state-required measures on the AEC SPF.

Dependencies:

School code must be associated with an Alternate Education Campus

Record Expectation:


The LEA should submit 1 record per metric per school each year.

Contact B Sanders (sanders_b@cde.state.co.us) with questions.



- Indicates Primary Key

Name of Field	Field Length	Text Start Position	Text End Position	CSV order	Excel Column	Examples	Remarks
STUDENT FILE							
NOTE: ZERO-FILL ALL NON-APPLICABLE FIELDS UNLESS OTHERWISE NOTED							
* Indicates required							
District Code*	4	1	4	1	A2	0000	
School Code *	4	5	8	2	B2	1234	
AEC Indicator*	1	9	9	3	C2	2	Code for the indicator
AEC Assessment*	3	10	12	4	D2	121	Code for the Assessment
AEC Assessment Category*	4	13	16	5	E2	1060	Code for the Assessment Category
AEC Assessment Category Metric Code*	1	17	17	6	F2	3	Metric used for the indicator, assessment, and assessment



Alternate Education Campus – Actual Measures

							category combination
AEC Students Meeting Measure	6	18	23	7	G2	15	Note: not always relevant (depends on metric). Blanks allowed.
AEC Total Students for Measure*	6	24	29	8	H2	40	
AEC Student Rate for Measure*	4	30	33	9	I2	37.5	

BACKGROUND INFORMATION

NOTE: Blanks are allowed only where noted. Otherwise zero-fill all fields.


School District/BOCES Code – A unique code assigned to a district by CDE. Refer to School District/BOCES Code table. School District/BOCES Code Table.

School Code – A unique code assigned by CDE to a school building. Refer to "School Building Codes" posted at http://www.cde.state.co.us/datapipeline/org_orgcodes for a listing of school codes.

AEC Indicator - The indicator associated with a given optional measure. All optional measures submitted must fall into one of the AEC Indicators listed below. See table below for AEC Indicator codes associated with each valid subindicator/category/metric combination.

AEC Assessment – The name of the assessment or subindicator being submitted for consideration as an optional measure for the AEC SPF. Choose from the list below of previously approved optional measures. Choosing one of the previously approved measures below does not guarantee approval of your submitted measure. CDE reserves the right to reach out with clarifying questions regarding your submitted data and collection methods. See table below for previously approved AEC Subindicator codes associated with each valid indicator/subindicator/category/metric combination.

AEC Assessment Category – The content area or specific area of interest of the assessment or subindicator being submitted for consideration as an optional measure for the AEC SPF. Choose from the list below of previously approved optional measures. Choosing one of the previously approved subindicators below does not guarantee approval of your submitted measure. CDE reserves the right to reach out with clarifying questions regarding your submitted data and collection methods. See table below for previously approved AEC Subindicator Category codes



Alternate Education Campus – Actual Measures

associated with each valid indicator/subindicator/category/metric combination.

AEC Assessment Category Metric Code - The metric type for your optional measure. See table below for previously approved AEC Subindicator Category codes associated with each valid subindicator/category/metric combination.


AEC Students Meeting Measure – Count of students meeting the selected metric. *NOTE:* if your selected metric type is Percentile Rank, MGP, or Mean Score, you may leave this field blank.

AEC Total Students for Measure – Count of the total number of student contributing to the metric. *This field must be completed.* The minimum N size for optional measures submitted to the Academic Achievement, Student Engagement, and Post-Secondary and Workforce Readiness indicators is 16. The minimum N size for optional measures submitted to the Academic Growth indicator is 20.

AEC Student Rate for Measure – Value representing the number of students meeting the selected metric. Enter data as follows by metric type:

- Percentages should be entered as decimals to the hundredth place out of 1. Example: .53
- Percentile Ranks should be entered as integers to the tenth decimal place. Example: 47.5
- Growth scores should be entered as appropriate. This may be like a percentage, or like a percentile rank, depending on the assessment.
- MGPs should be entered as integers to the tenth decimal place. Example: 47.5
- Mean scores should be entered as appropriate. This may be like a percentage, or like a percentile rank, depending on the assessment.

Note: any data entered with more than two decimal places will be rounded by our data warehouse and appear in a two decimal place format if accepted for inclusion in the Alternative Education Campus (AEC) School Performance Framework (SPF).




Alternate Education Campus – Actual Measures

Valid combinations for Indicator/Subindicator/Category/Metric with Codes


Use this table to determine the codes for the elements of a given approved optional measure for the AEC SPF. Only codes submitted with these valid indicator/subindicator/category/metric combinations are usable in Data Pipeline. The table below is sorted first by AEC SPF indicator, then alphabetically by subindicator and category within each indicator. This table is also available as a spreadsheet on the [AEC Collections website](#).

INDICATOR	INDICATOR CODE	MEASURE	MEASURE CODE	CATEGORY	CATEGORY CODE	METRIC	METRIC CODE
ACH	1	ACHIEVING ANNUAL IEP GOALS	110	ACHIEVING ANNUAL IEP GOALS	1000	PERCENTAGE	
ACH	1	ACT (FOR 9TH AND 10TH GRADERS)	120	MATH	1170	PERCENTAGE	1
ACH	1	ACT (FOR 9TH AND 10TH GRADERS)	120	READING	1200	PERCENTAGE	1
ACH	1	IREADY ACHIEVEMENT	610	MATH	1170	PERCENTAGE	1
ACH	1	NEXT GEN ACCUPLACER ACHIEVEMENT	670	ARITHMETIC	1550	PERCENTAGE	1
ACH	1	NEXT GEN ACCUPLACER ACHIEVEMENT	670	QAS	1560	PERCENTAGE	1
ACH	1	NEXT GEN ACCUPLACER ACHIEVEMENT	670	READING	1200	PERCENTAGE	1
ACH	1	NEXT GEN ACCUPLACER ACHIEVEMENT	670	WRITING	1300	PERCENTAGE	1
ACH	1	NWEA MAP ACHIEVEMENT	260	GENERAL SCIENCE	1500	PERCENTAGE	1




Alternate Education Campus – Actual Measures

ACH	1	NWEA MAP ACHIEVEMENT	260	LANGUAGE USAGE	1161	PERCENTAGE	1
ACH	1	NWEA MAP ACHIEVEMENT	260	MATH	1170	PERCENTAGE	1
ACH	1	NWEA MAP ACHIEVEMENT	260	READING	1200	PERCENTAGE	1
ACH	1	PROGRAM COMPETENCIES	290	CTE	1100	PERCENTAGE	1
ACH	1	READING PLUS	300	READING FLUENCY	1211	PERCENTAGE	1
ACH	1	RED ROCKS CREDIT COMPLETION RATE	320	CREDIT COMPLETION	1080	PERCENTAGE	1
ACH	1	SCANTRON	350	MATH	1170	PERCENTAGE	1
ACH	1	SCANTRON	350	READING	1200	PERCENTAGE	1
ACH	1	STAR ENTERPRISE	371	MATH	1170	PERCENTAGE	1
ACH	1	STAR ENTERPRISE	371	READING	1200	PERCENTAGE	1
ACH	1	STAR PERCENTILE RANK	373	MATH	1170	PERCENTILE RANK	2
ACH	1	STAR PERCENTILE RANK	373	READING	1200	PERCENTILE RANK	2
ACH	1	TABE	390	LANGUAGE ARTS	1160	PERCENTAGE	1
ACH	1	TABE	390	MATH	1170	PERCENTAGE	1
ACH	1	TABE	390	READING	1200	PERCENTAGE	1
ACH	1	WORKKEYS	420	MATH	1170	PERCENTAGE	1
ACH	1	WORKKEYS	420	READING	1200	PERCENTAGE	1
ACH	1	WORKKEYS	420	WRITING	1300	PERCENTAGE	1
GRO	2	ACT TO ACT GROWTH	121	ENGLISH	1310	PERCENTAGE	1
GRO	2	ACT TO ACT GROWTH	121	MATH	1170	PERCENTAGE	1
GRO	2	ACT TO ACT GROWTH	121	READING	1200	PERCENTAGE	1




Alternate Education Campus – Actual Measures

GRO	2	ACT TO ACT GROWTH	121	SCIENCE	1320	PERCENTAGE	1
GRO	2	IEP GROWTH OBJECTIVES	150	READING AND LANGUAGE USE	1201	PERCENTAGE	1
GRO	2	IREADY GROWTH	611	MATH	1170	PERCENTAGE	1
GRO	2	IREADY GROWTH	611	READING	1200	PERCENTAGE	1
GRO	2	NEXT GEN ACCUPLACER GROWTH	671	ARITHMETIC	1550	PERCENTAGE	1
GRO	2	NEXT GEN ACCUPLACER GROWTH	671	QAS	1560	PERCENTAGE	1
GRO	2	NEXT GEN ACCUPLACER GROWTH	671	READING	1200	PERCENTAGE	1
GRO	2	NEXT GEN ACCUPLACER GROWTH	671	WRITING	1300	PERCENTAGE	1
GRO	2	NWEA MAP GROWTH TARGET	261	GENERAL SCIENCE	1500	PERCENTAGE	1
GRO	2	NWEA MAP GROWTH TARGET	261	LANGUAGE USAGE	1161	PERCENTAGE	1
GRO	2	NWEA MAP GROWTH TARGET	261	MATH	1170	PERCENTAGE	1
GRO	2	NWEA MAP GROWTH TARGET	261	READING	1200	PERCENTAGE	1
GRO	2	NWEA MAP RIT CHANGE PERCENTILE	262	LANGUAGE USAGE	1161	PERCENTILE RANK	2
GRO	2	NWEA MAP RIT CHANGE PERCENTILE	262	MATH	1170	PERCENTILE RANK	2




Alternate Education Campus – Actual Measures

GRO	2	NWEA MAP RIT CHANGE PERCENTILE	262	READING	1200	PERCENTILE RANK	2
GRO	2	READING PLUS	300	READING FLUENCY	1211	PERCENTAGE	1
GRO	2	SCANTRON	350	MATH	1170	PERCENTAGE	1
GRO	2	SCANTRON	350	READING	1200	PERCENTAGE	1
GRO	2	STAR ENTERPRISE - MGP	372	MATH	1170	MGP	4
GRO	2	STAR ENTERPRISE - MGP	372	READING	1200	MGP	4
GRO	2	STAR GROWTH TARGET	374	MATH	1170	PERCENTAGE	1
GRO	2	STAR GROWTH TARGET	374	READING	1200	PERCENTAGE	1
GRO	2	TABE	390	LANGUAGE ARTS	1160	PERCENTAGE	1
GRO	2	TABE	390	MATH	1170	PERCENTAGE	1
GRO	2	TABE	390	READING	1200	PERCENTAGE	1
GRO	2	WIDA ACCESS	400	ENGLISH LANGUAGE PROFICIENCY	1120	MGP	4
GRO	2	WORKKEYS	420	MATH	1170	PERCENTAGE	1
GRO	2	WORKKEYS	420	READING	1200	PERCENTAGE	1
GRO	2	WORKKEYS	420	WRITING	1300	PERCENTAGE	1
PWR	4	100 HOURS EMPLOYMENT	680	100 HOURS EMPLOYMENT	1570	PERCENTAGE	1
PWR	4	ACCUPLACER PLACEMENT	101	EARLY ALGEBRA	1110	PERCENTAGE	1
PWR	4	ACCUPLACER PLACEMENT	101	READING COMPREHENSION	1210	PERCENTAGE	1
PWR	4	ACCUPLACER PLACEMENT	101	SENTENCE SKILLS	1260	PERCENTAGE	1




Alternate Education Campus – Actual Measures

PWR	4	CONCURRENT ENROLLMENT PASSER RATE	170	CONCURRENT ENROLLMENT PASSER RATE	1070	PERCENTAGE	1
PWR	4	CORE CREDIT PROGRESS RATE	780	CORE CREDIT PROGRESS RATE	1630	PERCENTAGE	1
PWR	4	CREDIT COURSE COMPLETION	181	BY COURSE	1340	PERCENTAGE	1
PWR	4	CREDIT COURSE COMPLETION	181	BY STUDENT	1350	PERCENTAGE	1
PWR	4	CTE COURSE COMPLETION	440	CTE COURSE COMPLETION	1360	PERCENTAGE	1
PWR	4	DPS ADEQUATE YEARLY CREDITS	650	BY STUDENT	1350	PERCENTAGE	1
PWR	4	GRADUATING SENIOR ACT SCORE	230	PERCENT AT BENCHMARK	1370	PERCENTAGE	1
PWR	4	GRADUATION	220	GRADUATION	1150	PERCENTAGE	1
PWR	4	ICAP COMPLETION	690	ICAP COMPLETION	1580	PERCENTAGE	1
PWR	4	JUNIOR ACT SCORES	450	COMPOSITE SCORE	1065	MEAN SCORE	6
PWR	4	MENTOR COURSE CREDIT ATTAINMENT	860	MENTOR COURSE CREDIT ATTAINMENT	1680	PERCENTAGE	1
PWR	4	PASSING RATES	540	PASSING RATES	1510	PERCENTAGE	1
PWR	4	POST-COMPLETION SUCCESS RATE	280	POST COMPLETION SUCCESS RATE	1380	PERCENTAGE	1
PWR	4	POSTSECONDARY ACCEPTANCE RATE	460	POSTSECONDARY ACCEPTANCE RATE	1390	PERCENTAGE	1
PWR	4	POSTSECONDARY OPPORTUNITY RATE	850	POSTSECONDARY OPPORTUNITY RATE	1670	PERCENTAGE	1
PWR	4	SENIOR ACT SCORE	360	PERCENT AT BENCHMARK	1400	PERCENTAGE	1




Alternate Education Campus – Actual Measures

PWR	4	SENIOR SAT SCORE	590	EVIDENCE BASED READING AND WRITING	1520	MEAN SCORE	6
PWR	4	SENIOR SAT SCORE	590	MATH	1170	MEAN SCORE	6
PWR	4	WORKFORCE READINESS	410	WORKFORCE READINESS	1290	PERCENTAGE	1
PWR	4	WORKKEYS CERTIFICATE	421	CERTIFICATE EARNED RATE	1040	PERCENTAGE	1
STENG	3	5ESSENTIALS SURVEY	810	OVERALL SCORE	1640	MEAN	6
STENG	3	BASC-BESS SURVEY	720	PERCENT OF STUDENTS NEEDING LEAST SUPPORT	1610	PERCENTAGE	1
STENG	3	BEHAVIOR	140	BEHAVIOR	1030	PERCENTAGE	1
STENG	3	CO AEC SEL SURVEY	790	OVERALL SCORE	1640	COMPOSITE SCORE	5
STENG	3	CHERRY CREEK DISTRICT-WIDE STUDENT SURVEY	740	POSITIVE RESPONSE RATE	1440	PERCENTAGE	1
STENG	3	CPS STUDENT SURVEY	700	POSITIVE RESPONSE RATE	1440	PERCENTAGE	1
STENG	3	DPS DROPOUT RECOVERY	652	RECOVERED STUDENT COUNT	1620	COUNT	8
STENG	3	DPS STUDENT SATISFACTION SURVEY	651	POSITIVE RESPONSE RATE	1440	PERCENTAGE	1
STENG	3	DURANGO END OF YEAR SURVEY	490	POSITIVE RESPONSE RATE	1440	PERCENTAGE	1
STENG	3	FOUNTAIN STUDENT SURVEY	830	POSITIVE RESPONSE RATE	1440	PERCENTAGE	1
STENG	3	GATEWAY KEYS DATA	210	GATEWAY KEYS DATA	1130	PERCENTAGE	1



Alternate Education Campus – Actual Measures

STENG	3	INDIVIDUAL PROTECTIVE FACTORS INDEX	510	BEHAVIOR	1030	PERCENTAGE	1
STENG	3	JEFFCO DISTRICT WIDE STUDENT SURVEY	190	SUBCONSTRUCT MEAN	1280	MEAN SCORE	6
STENG	3	LEAP SURVEY	750	POSITIVE RESPONSE RATE	1440	PERCENTAGE	1
STENG	3	PANORAMA SURVEY	550	POSITIVE RESPONSE RATE	1440	PERCENTAGE	1
STENG	3	POSITIVE SOCIO-EMOTIONAL OR PSYCHOLOGICAL ADJUSTMENT RATE	270	POSITIVE RESPONSE RATE	1440	PERCENTAGE	1
STENG	3	RETURNING STUDENT RATE	340	RETURNING STUDENT RATE	1250	PERCENTAGE	1
STENG	3	SEARS-A SURVEY	520	POSITIVE RESPONSE RATE	1440	PERCENTAGE	1
STENG	3	SOCIOEMOTIONAL REGULATION PRACTICES	840	USE RATE	1650	PERCENTAGE	1
STENG	3	STUDENT DISCIPLINE RATE	530	JEFFERSON HS	1450	PERCENTAGE	1
STENG	3	STUDENT DISCIPLINE RATE	530	NAS LAKEWOOD	1460	PERCENTAGE	1
STENG	3	STUDENT DISCIPLINE RATE	530	NAS LOWRY	1470	PERCENTAGE	1
STENG	3	STUDENT DISCIPLINE RATE	530	NAS THORNTON	1480	PERCENTAGE	1




Alternate Education Campus – Actual Measures

STENG	3	STUDENT DISCIPLINE RATE	530	NLCS	1490	PERCENTAGE	1
STENG	3	STUDENT DISCIPLINE RATE	530	WEC	1660	PERCENTAGE	1
STENG	3	STUDENT RE-ENGAGEMENT RATE	380	STUDENT RE-ENGAGEMENT RATE	1270	PERCENTAGE	1
STENG	3	YOUTH AND TRUTH SURVEY	820	POSITIVE REPOSE RATE	1440	PERCENTAGE	1

Document Changes

Date	Description of change	Reason for change	Elements affected
8/31/2017	Document Created		
12/6/2017	Updated field definitions		
5/2/2018	Updated codes	Newly approved optional measures	Subindicators, categories
11/27/2018	Updated codes; added notes about specificity of decimal places	Approved measures for 2019 AEC SPF	Subindicators, categories, final subindicator value
10/22/2019	Updated codes	Approved measures for 2020 AEC SPF	Subindicators, categories



Alternate Education Campus – Actual Measures

12/14/2022	Updated codes	Approved measures for 2022 AEC SPF	Subindicators, categories
------------	---------------	---------------------------------------	---------------------------

