

2015-2016 Student Interchange – IPST Overwrite

Purpose:

The purpose of the IPST Overwrite file is to provide districts the flexibility to overwrite a student's IPST cohort information. This file may be used if a student's migrant, free and reduced lunch, English Language Learner, gifted and talented, or homeless status changed during the course of the year.

Dependencies:

Student has been assigned a SASID and updated in the RITS system.




Student has data in the student demographics and student school association files

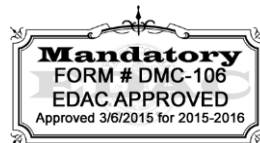
Record Expectation:

In the Student Interchange-Student Demographic file the LEA should submit 1 record per student per LEA for any student whose IPST status has changed during the year.



- Indicates Primary Key

Name of Field	Field Length	Text Start Position	Text End Position	CSV order	Excel Column	Examples	Remarks
STUDENT FILE							
NOTE: ZERO-FILL ALL NON-APPLICABLE FIELDS							
* Indicates required							
DISTRICT_CODE* 	4	1	4	1	A2	0000	
SCHOOL_CODE* 	4	5	8	2	B2	0000	This can be any school code for a primary school the student attended during the school year. CDE recommends the last school attended.
SASID* 	10	9	18	3	C2	0000000000	



2015-2016 Student Interchange – IPST Overwrite

FIRST_NAME_STUDENT*	30	19	48	4	D2	Valid name	
LAST_NAME_STUDENT*	30	49	78	5	E2	Valid name	
GENDER_STUDENT*	2	79	80	6	F2	01	
BIRTH_DATE_STUDENT*	8	81	88	7	G2	12312013	Format is MMDDYYYY
FREE_REDUCED_LUNCH*	2	89	90	8	H2	00, 01, 02	Modified 03 – Not eligible is now 00 – Not eligible
MIGRANT*	1	91	91	9	I2	0	
HOMELESS*	1	92	92	10	J2	0	
BILINGUAL*	1	93	93	11	K2	0	
ESL_STATUS*	1	94	94	12	L2	0	
GIFTED_AND_TALENTED*	1	95	95	13	M2	0	

BACKGROUND INFORMATION

NOTE: Zero-fill all non-applicable fields. No blanks are allowed.

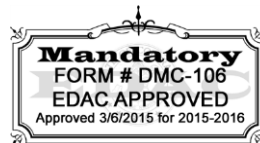
School District/BOCES Code – A unique code assigned to a district by CDE. Refer to School District/BOCES Code table. School District/BOCES Code Table.

School Code – A unique code assigned by CDE to a school building. Refer to School Building Code Table.

Student's State ID (SASID) – A **unique** ten digit number must be assigned to each student by CDE.

Student's First Name – A name given to an individual at birth, baptism, or during another naming ceremony, or through legal change.

Student's Last Name – The name borne in common by members of a family.



2015-2016 Student Interchange – IPST Overwrite

Student's Gender – An individual's sex.

01	Female
02	Male

Student's Date of Birth – The month, day, and year on which an individual was born (i.e. 09151989).

Free/Reduced Lunch Eligible – Student meets the eligibility criteria for free or reduced lunch pursuant to the provisions of the "Federal National School Lunch Act". For specific guidelines in meeting the criteria for free/reduced lunch, refer to the procedures manual and the Rules for the Administration of the Public School Finance Act. **Note:** Although a school may not provide a lunch program, eligibility should be marked, if documented. Districts may use Student October or updated information if it is available.

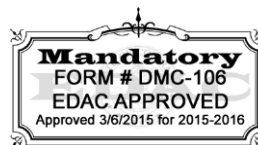
00	Not Eligible
01	Free Lunch Eligible
02	Reduced Lunch Eligible

Migrant -- A Migrant student according to 1115(b)(1)(A) and 1309(2) of the No Child Left Behind Act of 2001 and section 200.81(d) of the Code of Federal Regulations, a child is eligible for the Migrant Education Program if:

1. The child is younger than 22 and has not graduated from high school or does not hold a high school equivalency certificate (this means that the child is entitled to a free public education or is of an age below compulsory school attendance); and
2. The child is a migrant agricultural worker or a migrant fisher or has a parent, spouse, or guardian who is a migrant agricultural worker or a migrant fisher; and
3. The child has moved within the preceding 36 months in order to obtain (or seek) or to accompany (or join) a parent, spouse, or guardian to obtain (or seek), temporary or seasonal employment in qualifying agricultural or fishing work; and
4. Such employment is for economic necessity; and
5. The child has moved from one school district to another.

Mark any student who is eligible, while attending the reporting district on October 1, whether or not program services are provided.

Note: To obtain a listing of all eligible Migrant Students in your district contact your local Regional Migrant Education Director, by clicking the



2015-2016 Student Interchange – IPST Overwrite

link below.

http://www.cde.state.co.us/cde_english/download/Migrant/migrantregions.pdf

To obtain a listing of districts by migrant region, click on the link listed below.

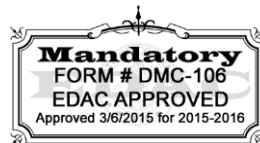
http://www.cde.state.co.us/cde_english/elau_migrant.htm

0	No
1	Yes

Homeless -- Flag if the student meets the criteria of a homeless individual according to the 2001 McKinney-Vento reauthorization Act. A homeless individual is one who lacks a “fixed, regular, and adequate primary nighttime residence,” including children and youth who are:

1. Sharing housing due to loss of housing or economic hardship (not due to cultural preference or a desire to save money)
2. Living in motels, hotels, trailer parks, or camping grounds due to lack of alternative adequate housing.
3. Living in emergency or transitional housing.
4. Abandoned in hospitals.
5. Awaiting foster care.
6. Living in cars, parks, public spaces, abandoned buildings, substandard housing, or bus or train stations.
7. Children and youth who have a primary nighttime residence that is a public or private place not designed for or ordinarily used as regular sleeping accommodations.
8. Migratory children who qualify as homeless because they are living in circumstances described above.

NOTE: Not all persons living in the situations described would be considered homeless. Two major factors to consider when making a determination are the adequacy and permanence of the housing. Information to assist with determining Homelessness by the definition can be accessed at: http://www.cde.state.co.us/cdeprevention/download/pdf/det_elig.pdf



2015-2016 Student Interchange – IPST Overwrite

0	No
3	Yes and is in the physical custody of a parent or guardian
4	Yes and is not in the physical custody of a parent or guardian (unaccompanied youth)

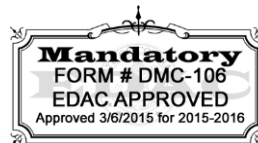
Bilingual – This one digit field indicates whether the student is currently enrolled in a bilingual program, is in the monitoring period, or is exited.

This is only for reporting English Language Learners in Bilingual programs to develop English. Districts may not include English speaking students in Dual language programs in this field.

0	No or Not Applicable
1	Yes – Student is in a Bilingual Program
2	Redesignated Bilingual Program (Monitored Year 1)
3	Redesignated Bilingual Program (Monitored Year 2)
4	Exited Bilingual Program (Year 3+)
5	Not in Bilingual Program, Parent Choice

ESL Status – This one digit field indicates whether the student is currently enrolled in English as a Second Language Immersion program, is in the monitoring period, or is exited.

0	No or Not Applicable
1	Yes – Student is in an ESL Program
2	Redesignated ESL Program (Monitored Year 1)
3	Redesignated ESL Program (Monitored Year 2)
4	Exited ESL Program (Year 3+)



2015-2016 Student Interchange – IPST Overwrite

5	Not in ESL Program, Parent Choice
---	-----------------------------------

To determine “Redesignated” status:

Students in a language acquisition program may be ready to be redesignated into a two-year monitoring period (Monitored Year 1, and Monitored Year 2) as outlined by Office of Civil Rights criteria and Title III, Section 3121(a)4.


Definition of a “Redesignated status” student:

1. Has achieved a “Fluent” category on a reliable and valid language proficiency assessment
2. Has achieved age and grade level academic achievement standards and proficiencies commensurate to the achievement of mainstream students at a partially proficient level. After one year of monitoring, it is the district’s decision as to whether to place the student back into a language acquisition program or to monitor for a second year.

To determine if a student is eligible for “Exited” status: After a two year monitoring period, district personnel must evaluate if a student is ready for formal exit from the bilingual or ESL program. It is the district’s final decision as to whether or not the student is ready for exit based on the following criteria. Exited students are no longer monitored, but must be reported as exited (Bilingual or ESL status =4) for the remainder of their time in the district. Exited status:

1. Has achieved a “Fluent” category on a reliable and valid language proficiency assessment
2. Has achieved age and grade level academic achievement standards and proficiencies commensurate to the achievement of mainstream students at a partially proficient level.

Gifted and Talented (02) “R” – Students who have been formally identified, using district wide procedures aligned with CDE guidelines, as being endowed with a high degree of exceptionality or potential in mental ability, academics, creativity, or talents (visual, performing, musical arts, or leadership). Students are provided instructional accommodations in the classroom, and other school or district options, on a continuum of services according to identified strengths. The instructional program provides special educational opportunities including acceleration,



2015-2016 Student Interchange – IPST Overwrite

differentiated instruction, affective and career counseling, and high-level enrichment. A plan for services might include options and resources outside the classroom, such as parent, community, or higher-education interventions and resources.

0	No / Not Gifted
1	Language Arts Gifted
2	Mathematics Gifted
3	Both Language Arts & Mathematics Gifted
4	Other Gifted (i.e. leadership, creativity, spatial, visual, performing or musical arts)

Document Changes

Date	Description of change	Reason for change	Elements affected
8/19/13	Document Created		
1/14/2015	Change school year	Adjust to new school year	None
4/1/2016	Change school year	Adjust to new school year	None

