




Essential Question
What does a new community need to thrive?



Background Knowledge

- Community settlement on the dry land plains of Northeastern Colorado
- Types of maps to represent communities.



Source 1
Town abandoned because of continuous crop failures. Keota, Colorado

Strategy Instructions:

Sourcing
Contextualization
Close Reading
Corroboration
Map Interpretation

Source 2
USGS Topographic map of Keota from 1972



Discussion

1. How did Keota residents create a town to support farmers?
2. How can we learn about this community from studying the school?
3. How did the general store support the community?
4. What do you observe about the availability of water near Keota from the maps?



Assessment
How were students able to draw understanding from the primary sources used in relation to the essential questions?