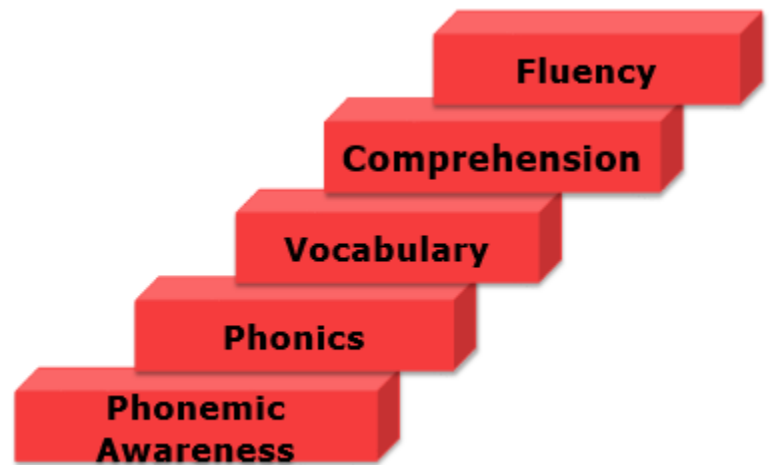


November 2018 – Istation Newsletter for Colorado Educators

Let's talk about progress monitoring. How do you know what areas to monitor? Use the Hierarchy of Reading! Monitoring student progress can help teachers make informed decisions about where to go with classroom instruction. Being able to see growth over time in students' data gives teachers an idea of what's working and what to try next. Progress monitoring should occur in area of intervention on a regular basis.




Consider these reports to help identify areas in need of additional instructional support. They can provide insight for areas in need and ensure you are getting the most out of progress monitoring and instruction with your students.

Priority Report

[Edit Report](#) [Save Report](#) [Export Details](#) [Print](#)

Overview of current groups for this class:
 Student count does not include acknowledged alerts where intervention has been delivered:
 ISIP Early Reading: Comprehension (3 Students)
 Cycle 9: Read with Meaning (2 Students)
 ISIP Early Reading: Text Fluency (3 Students)

Critical Intervention
 1 student has been identified at or below the 10th percentile and in need of critical intervention.

ISIP Early Reading: Comprehension

Recommended Teacher Directed Lesson:
 Teacher Resources Lessons:
 ISIP - Reading Comprehension

[Resource Details](#) [Download File](#)

Students in this Group	Tier	Priority Status	Overall Tier	Date Listed	Usage Since this Alert (hh:mm)	Current Cycle
<input type="checkbox"/> Noah	3	✖	3	Thu May 7	00:07	6
<input checked="" type="checkbox"/> Kamaria	2	⚠	2	Thu May 7	00:10	9
Intervention Note (optional): <div style="border: 1px solid black; width: 150px; height: 15px; margin-bottom: 5px;"></div> 200 char						
<input type="checkbox"/> Nicholas	2	✖	3	Thu May 7	00:00	9

[Save](#)
Save checked boxes and optional intervention notes

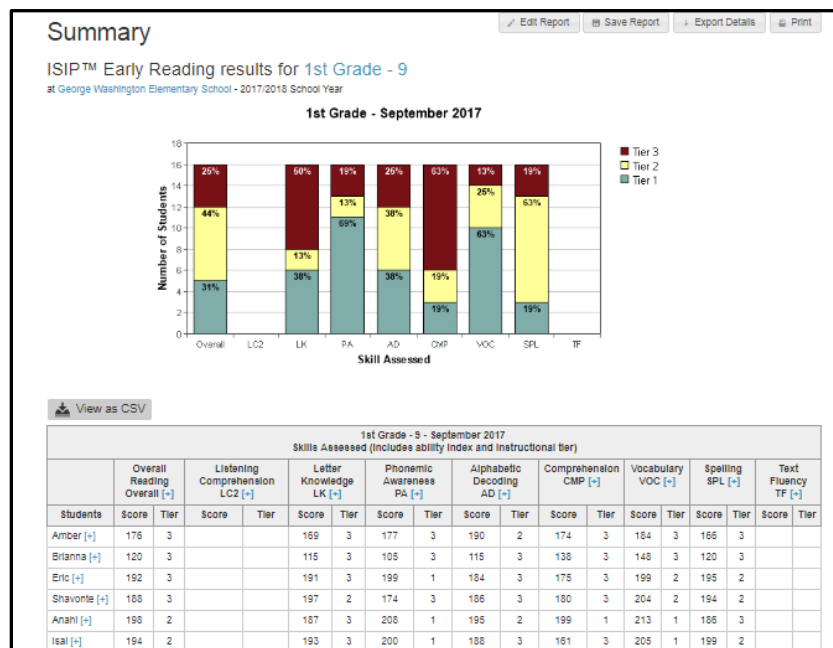
Groups students who have shown difficulty on the assessment.

Suggested Teacher Directed Lessons are linked in PDF format for remediating that skill.

Allows for document interventions provided.

Can be used to discuss student performance with administrators or intervention team.

ISIP Summary Report



Hovering over the graph shows the number of students per tier.

Individual student results are listed in the table below the graph.

Instructional tiers are displayed for Overall Reading and for each subtest.

Identify skills that need emphasis in the classroom.

Identify students in need of additional support.

Need help solving the data mystery? Have questions about Istation and ELAT? Register for our **live** webinars

Free Informational Webinars

Pursue the C.L.U.E. (Creating Logical and Unique Education)

Tuesday, December 11, 3:30 – 5:30 PM MDT

[Register](#)

Learn About Istation and ELAT

Tuesday, November 6, 3:00 – 4:00 PM

Wednesday, November 7, 8:30 – 9:30 AM

Tuesday, November 13, 3:00 – 4:00 PM

Thursday, November 15, 8:30 – 9:30 AM

[Register](#)

Try searching our Teacher Resources using the “Search by Text” feature to locate **Comprehension lessons Main Idea** Lesson Kindergarten and up!

How about some **books** for the changing of seasons and cause effect?
Search for Earth: Day, Night & Seasons

A decorative autumn-themed border featuring pumpkins, grapes, pears, and various leaves in shades of orange, red, and green. The border is positioned along the bottom and left sides of the page.

[illegible]

Istation

Customer Support
1-866-883-7323 Option 2
support@istation.com