



COLORADO
Department of Education

Strategies to Increase Student Participation Rates

February 25, 2020

Post-school Outcomes Interviews



Why Collect Post School Outcome Data?

Indicator 14

Indicator 14 requires states to report the “percent of youth who are no longer in secondary school, had IEPs in effect at the time they left school, and were:

- A. Enrolled in higher education within one year of leaving high school.
- B. Enrolled in higher education or competitively employed within one year of leaving high school.
- C. Enrolled in higher education or in some other postsecondary education or training program; or competitively employed or in some other employment within one year of leaving high school.

(20 U.S.C.1416(a)(3)(B))



Interview Participation

Post-school Outcome Interview 2019



Quick STATE Stats



As a state,

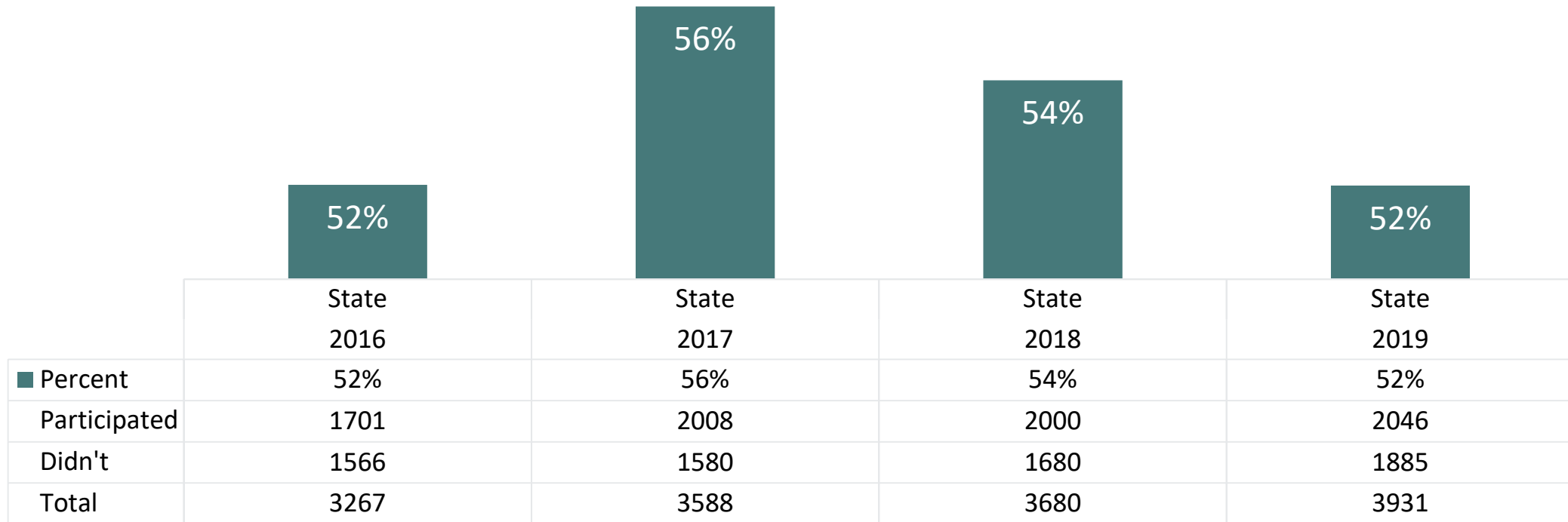
- We had approximately 5426 “exiters” in SY2017-18.
- 3986 of them were selected in the interview sample.
- This sample was reduced by 55 students who either returned to HS or passed away.
- Among the remaining 3931 students in the sample,
2046 (52%) participated* in the interview.
- This means approximately 38% of ALL former students who had IEPs at the time of leaving secondary education were interviewed.

*Participated = Indicated as “interview began” as the contact outcome.



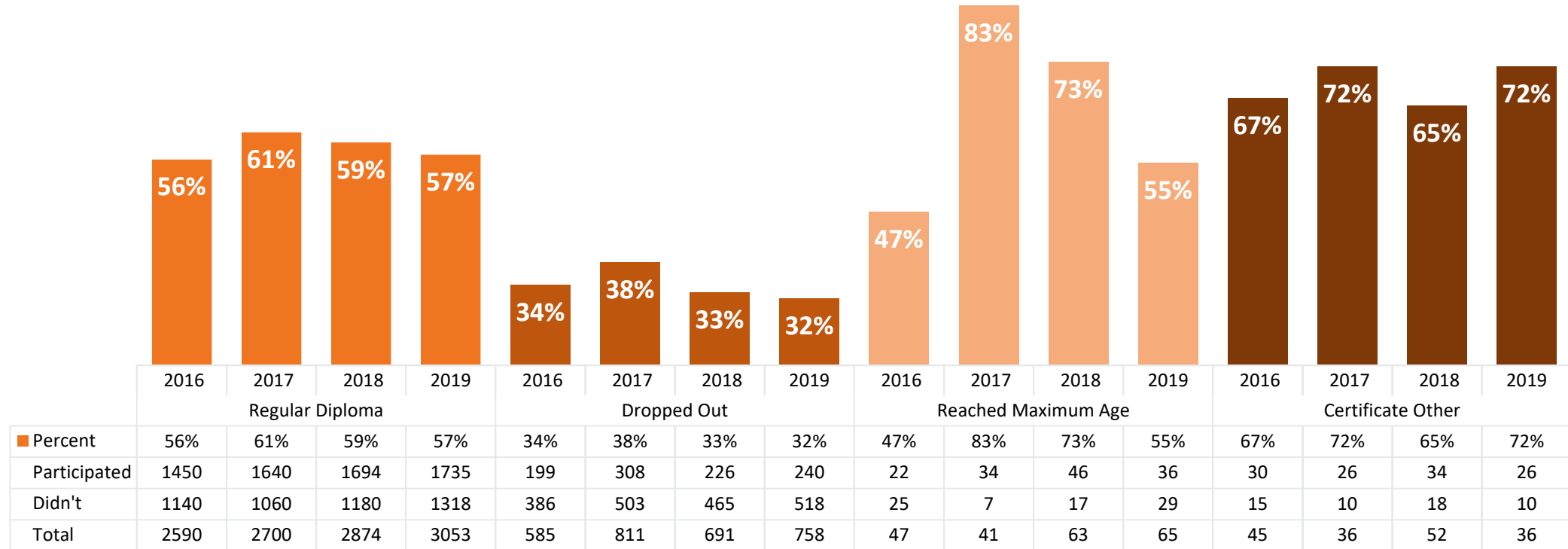
Who participated in the PSO interview? 4-Year Overall

State - Four Year Participation



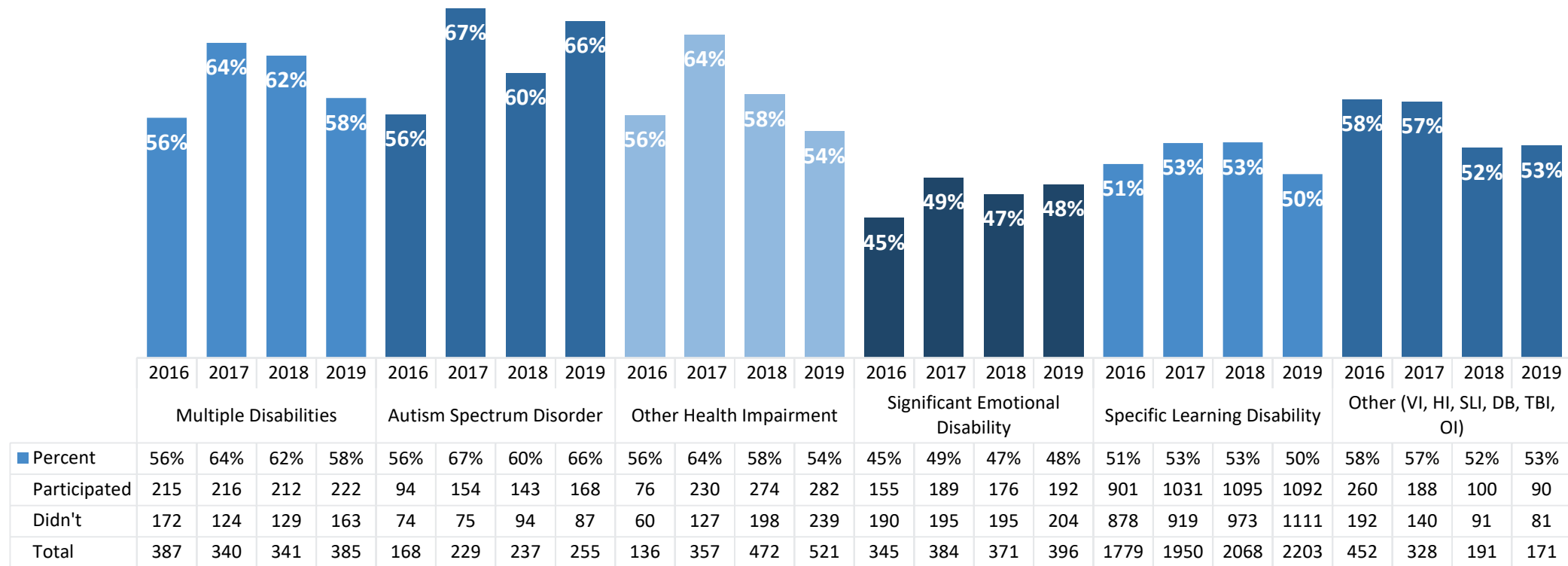
Who participated in the PSO interview? Exit Type

State - Exit Type 4-Year

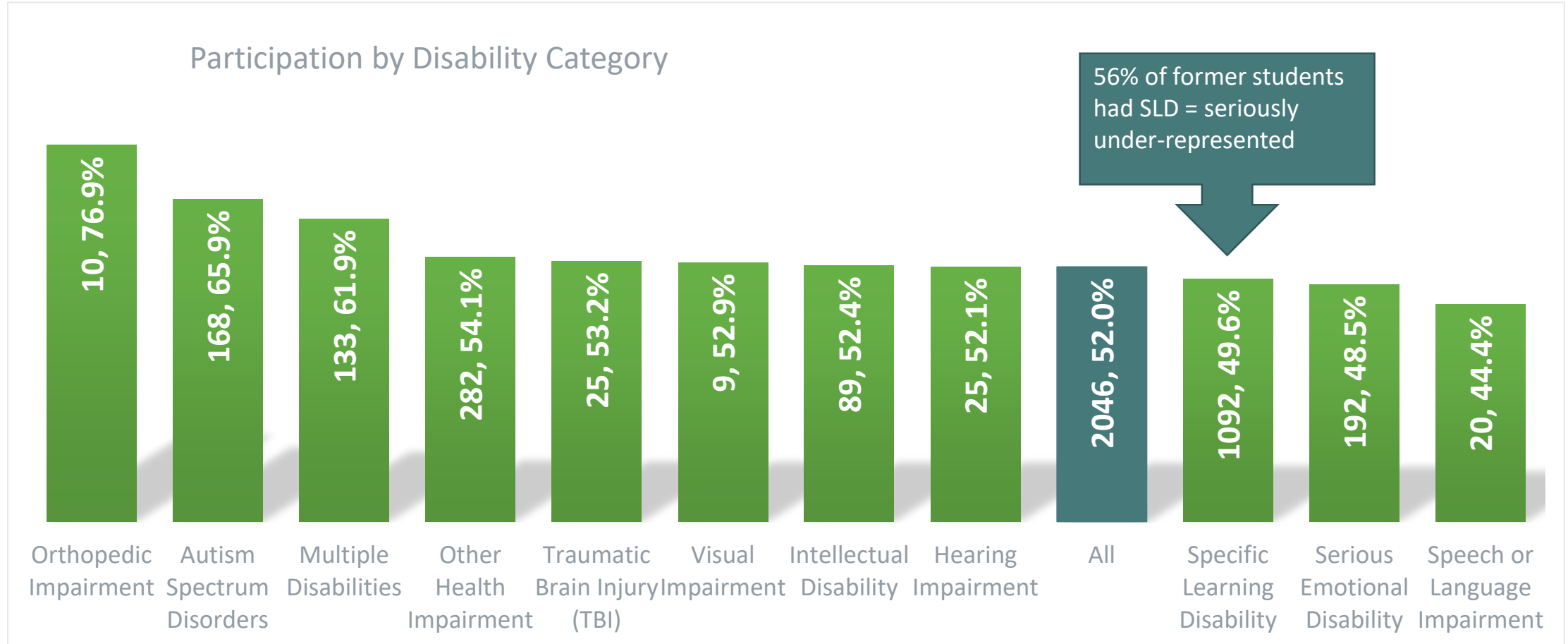


Who participated in the PSO interview? Disability Type

State - Disability 4-Year



Who participated in the PSO interview? Disability Category

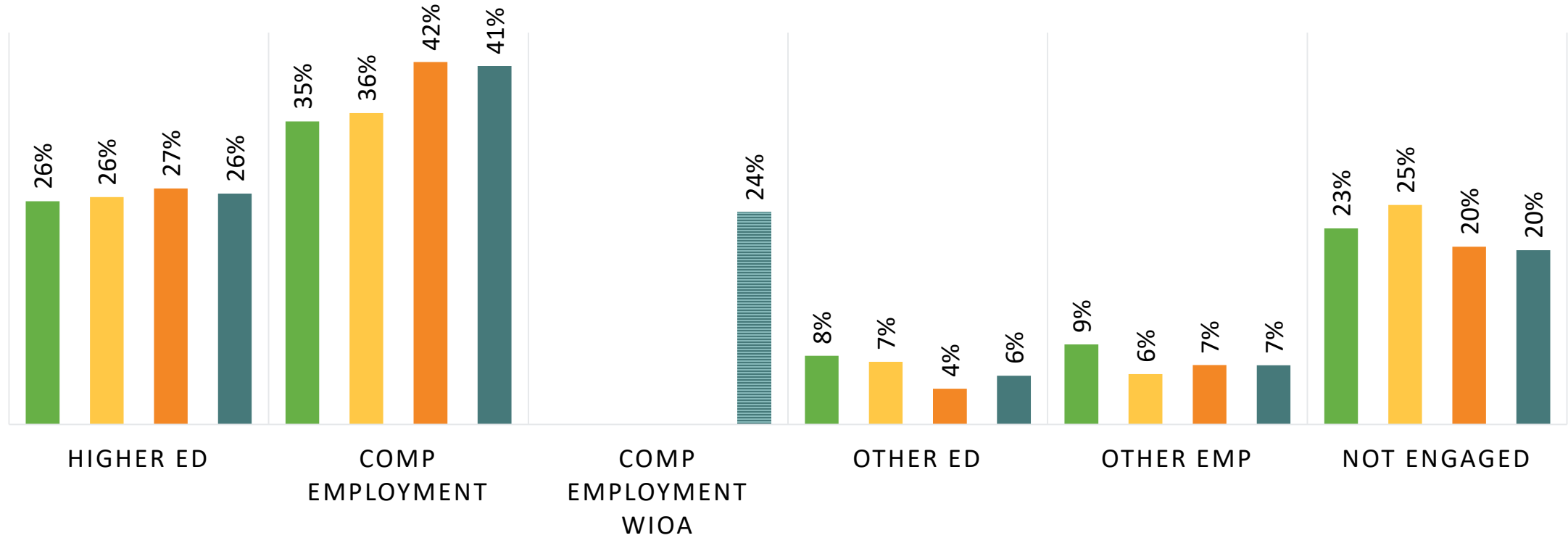


How are your students engaged?



STATE 2016-2019

2016 2017 2018 2019



Purpose

Purpose of this call today?



- Our state target is to reach and interview at least 60% of former students
 - As a state, we have not met this target for the last 4 years and we have been declining for the last 2 years (56%, 54%, 52%)
 - It is alarming that our results are declining
- When only 52% of students are interviewed, we are obtaining results that are not truly reflective of whether all former students are experiencing successful outcomes

Purpose of the call...

- To clarify expectations around number of call attempts
- To discuss the importance of reaching all former students and provide strategies to increase your students' participation rates

Districts that have reached 90-100% of former students

- Weld 4 – Windsor – 100%
- Westminster Public Schools – 99%
- El Paso 12 – Cheyenne Mountain – 92%
- Weld 5J, Johnstown-Milliken – 92%
- Estes Park – 89%

Strategies

Strategies to increase participation rates

- SWAP takes the lead on Indicator 14 interviews (260 contract days)
 - Use school district data posted in Infinite Campus
 - Phone calls and emails of students and immediate family members
 - Ask a close friend of the family
 - Contact a brother or sister if there is information in IC
 - Former SWAP student files are kept for several years, if the student in the sample is a former SWAP student, the number is accessible

1. Strategies to increase participation rates

- Teachers, counselors, and other school personnel
 - Oftentimes, school personnel have cell phone number of students and know of other students in the school who are close friends who might be able to help find the student in question
- Online phone directories (Anywho.com)
 - Use the parent name along with address or phone number

2. Strategies to increase participation rates

- Social Media
 - Search Facebook to find student and information about where they have lived, the high school they attended, and where they are working
 - Then make a home visit or visit the place of employment
- Fill out PSO interview postcards at the exit meeting (we have some if you would like to use them to pre-notify families)

3. Strategies to increase participation rates

- Districts offer reward systems, i.e., coffee card for each completed interview
- Reunion nights-very similar to back to school nights
- Road show to discuss expectations for the interviews
- Discuss PSO interviews at regional meetings

4. Strategies to increase participation rates

- Review and practice PSO interview questions during resource class
- Discuss the interview with youth and parents **during each** IEP meeting.
- Provide information about the interview in graduation packets.
- Discuss the interview during the Summary of Performance meeting and collect current contact information – multiple phone numbers and email addresses.

5. Strategies to increase participation rates



- Develop a media campaign to get people interested- videos, post cards, etc.
- Maintain a list of family members still in school who may know how to reach the student
- Use Facebook, Twitter, Instagram to pre-notify families
- Send pre-notification letters or post cards to parents and youth (1-2 week notice prior to phone contact)

6. Strategies to increase participation rates

- Relationships
- Persistence, persistence, persistence – No longer is it 3 attempts and done!!!!

Additional Strategies You've Tried?



Target is
greater than or equal to
60% participation



If you'd like to chat about any of the following:

- The PSO interview contents
- Secondary transition
- Increasing graduation and decreasing dropout
- How to engage students in the community after they exit high school



Please contact your ESSU Secondary Transition Specialist!!

- Gail Lott Lott_g@cde.state.co.us or 303-501-0347
- If you'd like to chat about the PSO data, please contact Miki Imura (imura_m@state.co.us)

