



COLORADO
Department of Education

Exceptional Student Services Unit
1560 Broadway, Suite 1100
Denver, CO 80202-5149

Steven Sandoval
ADAMS 50, WESTMINSTER PUBLIC SCHOOLS
Adams County SD 50
6933 Raleigh Street
Westminster, CO 80030-5912

April 27, 2023

Dear Steven Sandoval,

As a condition for accepting Federal (IDEA) funds dedicated to meeting the individual needs of students with disabilities, the CDE must annually review the Administrative Unit (AU)'s performance to determine if the AU:

- 1) Meets the requirements and purposes of Part B of IDEA,
- 2) Needs assistance in implementing the requirements of Part B of IDEA,
- 3) Needs intervention in implementing the requirements of Part B of IDEA, or
- 4) Needs substantial intervention in implementing the requirements of Part B of IDEA.

34 C.F.R. § 300.603(b)(1)

Based on an evaluation using the criteria identified below, the CDE has made the following determinations for ADAMS 50, WESTMINSTER PUBLIC SCHOOLS:

- Compliance Determination: Needs Assistance
- Results Determination: Needs Assistance

Overall Determination for ADAMS 50, WESTMINSTER PUBLIC SCHOOLS: **Needs Assistance** for the implementation of Part B of the IDEA for SY2021-2022.

The AU's performance is measured based on information provided by the AU, information obtained through monitoring visits, and other public information made available to the AU.

In making the determination in Spring 2023, the CDE considered data submitted by ADAMS 50, WESTMINSTER PUBLIC SCHOOLS throughout SY2021-2022 in the following manner:



1. A **Compliance Matrix** that includes scoring on SPP/APR Compliance Indicators and other compliance elements
2. A **Results Matrix** that includes scoring on Results Elements
3. A **Compliance Score** and **Compliance Determination**
4. A **Results Score** and **Results Determination**
5. An **AU Percentage** based on the Compliance Score and the Results Score. The Compliance Score is weighted at **50%** and the Results Score is weighted at **50%** to calculate the RDA Percentage.
6. A consideration of **Special Conditions**
7. The AU's overall **Determination**

SPP/APR compliance indicators and other compliance elements examined in the current determination:

Indicator 4A: Whether the AU has significant discrepancy from the state in the rate of out-of-school suspensions/expulsions of students with disabilities that sum up to greater than 10 days in a school year.

Indicator 4B: Whether the AU has disproportionate representation by race/ethnicity in the rate of out-of-school suspensions/expulsions of students with disabilities that sum up to greater than 10 days in a school year, and the disproportionate representation is due to inappropriate policies, procedures, or practices.

Indicator 9: Whether the AU has disproportionate representation of students with disabilities by race/ethnicity due to inappropriate policies, procedures, or practices.

Indicator 10: Whether the AU has disproportionate representation of students with disabilities by race/ethnicity in a specific disability category due to inappropriate policies, procedures, or practices.

Indicator 11: Percent of children who were evaluated within 60 calendar days of receiving parental consent for initial evaluation.

Indicator 12: Percent of children referred by Part C prior to age 3, who are found eligible for Part B, and who have an IEP developed and implemented by their third birthdays.

Indicator 13: Percent of youth ages 15 and above with an IEP that includes each of the required components for secondary transition.

Timely and Accurate Data Submission: The timeliness and accuracy of data submitted by the AUs under section 616 and 618 of the IDEA.

SPP/APR results indicators and other results elements examined in the current determination:

Indicator 1: Percent of youth with IEPs graduating from high school with a regular diploma.

Indicator 2: Percent of youth ages 14 and above with IEPs who exited from school due to dropping out.

Indicator 3: Statewide assessments participation, regular assessment mean scale score, and alternate assessment proficiency rate.

In addition, the following results elements are also included:



1. Median Growth Percentile in ELA and Math
2. Rise Up in ELA and Math (No data in SY2021-2022)
3. Keep Up in ELA and Math (No data in SY2021-2022)
4. For information only: Regular assessment mean scale score in ELA and Math with “IEP exiters” included. (Please see “How CO Made Determinations 2023,” for detailed information.)

Indicator 7: Percent of preschool children who showed substantial growth and those who reached age expectations by the time they exited the program in positive socio-emotional skills, acquisition and use of knowledge and skills, and use of appropriate behaviors.

Indicator 14: Percent of youth who are no longer in secondary school, had IEPs in effect at the time they left school, and

1. Whom AUs attempted to contact.
2. Participated in the post-school outcome interview.
3. Interview results indicate that the youth is enrolled in higher ed or some other postsecondary education or training program; or competitively employed or in some other employment within one year of leaving high school.

Please access <http://www.cde.state.co.us/cdesped/determperf> for various resources related to the determinations.

CDE is committed to supporting ADAMS 50, WESTMINSTER PUBLIC SCHOOLS in its efforts to improve results for children with disabilities and looks forward to working with you over the next year.

If you have any questions regarding this determination or the process, please contact Gloria Durosko at Durosko_g@cde.state.co.us.

Sincerely,



Paul Foster, Ed.D
Executive Director; State Director of Special Education
Exceptional Student Services Unit

Posted to <http://www.cde.state.co.us/cdesped/determperf> on 5/5/2023




AU Determination 2023 for 01070 - Adams 50, Westminster

AU Percentage

63.9%

AU Determination:

Needs Assistance



COLORADO
Department of Education

*Special Conditions: None

Special conditions can move an AU into a lower RDA determination category.

Sub-scores

Compliance Score

81.3

out of 100



Compliance
Determination

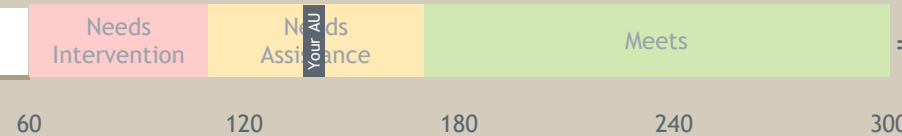
Needs
Assistance

x 50%

Results Score

139.5

out of 300



Results
Determination

Needs Assistance

x 50%

AU Compliance Matrix 2023



COLORADO
Department of Education

Administrative Unit: 01070 - Adams 50, Westminster

Indicator	Performance	Points Eligible	Points Earned
4A: Significant discrepancy in the rate of suspension and expulsion from the state rate.	2.74	2	1
2 = The rate of children with disabilities who received suspensions/expulsions for > 10 days in a school year was below 2.62 1 = Rate is above threshold for current year 0 = Rate is above threshold for the current and previous two school years			
4B: Significant discrepancy in the rate of suspensions and expulsions from the state rate by race and ethnicity.	Year 1 Discrepancy for Hispanic	2	1
2 = No racial category was found with significant discrepancy for Indicator 4B 1 = At least one racial category was found with significant discrepancy for current year 0 = At least one racial category was found with significant discrepancy for the current and the previous two school years, and 2) policies, procedures, and/or practices were found to contribute to the significant discrepancy and do not comply with requirements relating to the development and implementation of IEPs, the use of positive behavioral interventions and supports, and procedural safeguards.			
Indicator 9: Disproportionate representation of racial and ethnic groups in special education and related services due to inappropriate identification.	No disproportionate representation	2	2
Indicator 10: Disproportionate representation of racial and ethnic groups in specific disability categories due to inappropriate identification.	No disproportionate representation	2	2
2 = No racial category was found with disproportionate representation due to inappropriate identification for Indicators 9 and 10. 1 = At least one racial category was found with disproportionate representation for the current year 0 = At least one racial category was found with disproportionate representation for the current and previous year			
Indicator 11: Timely initial evaluation	100%	2	2
Indicator 12: IEP developed and implemented by third birthday.	100%	2	2
Indicator 13: Secondary transition	100%	2	2
2 = Indicators were at least 95% compliant 1 = Indicators were at least 75% and less than 95% compliant 0 = Indicators were less than 75% compliant in the current year <u>OR</u> less than 95% compliant for the current and previous year			
Timely and Accurate Data Submission	Yes	2	1
Special Education December Count, Special Education End of Year Collection, Special Education Discipline Collection, and Indicator 13 file review 2 = All above submissions were both timely and accurate 1 = One or two of the above submissions were late and/or inaccurate 0 = Three or four of the above submissions were late and/or inaccurate			
Total Points Available:		16	
Compliance Points Earned:		13	
Compliance Score:		81.3 out of 100	
Compliance Determination:		Needs Assistance	

90 to 100 = Meets Requirements

80 to 89 = Needs Assistance

0 to 79 = Needs Intervention

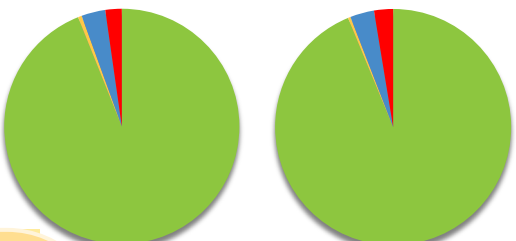
AU Results Matrix 2023



COLORADO
Department of Education

Administrative Unit: 01070 - Adams 50, Westminster

State Assessment Participation Detail

ELA		ELA	Math	MATH	
Participated	542		Participated	541	
Excused	3		Excused	2	
Parent Opt-out	19		Parent Opt-out	19	
Unexcused	13		Unexcused	15	
OSEP Participation Rate	93.9%		OSEP Participation Rate	93.8%	
CO IEP Participation Rate	97.1%		CO IEP Participation Rate	97.0%	

State Assessment Participation

(Part of Indicator 3a)	N	%	AU's Percentile	Rubric	Points Eligible	Points Earned
ELA Participation	542	97.1%	46	95% ≤ AU = 3 AU < 95% = 0	3	3
Math Participation	541	97.0%	45		3	3

Regular Assessment

(Part of Indicator 3b)		N	Score	AU's Percentile	Rubric	Eligible	Earned
ELA Mean Scale Score (reg)	Current IEP	446	692.4	7	AU ≥ 712.0 = 9	9	0
	* IEP Exiter	61	723.6		712 > AU ≥ 701.9 = 6		
	* Combined	507	696.2		701.9 > AU ≥ 693.6 =3		
					AU < 693.6 = 0		
Math Mean Scale Sore (reg)	Current IEP	445	691.8	7	AU ≥ 711.8 = 9	9	0
	* IEP Exiter	60	712.1		711.8 > AU ≥ 701.1 = 6		
	* Combined	505	694.2		701.1 > AU ≥ 694.2 = 3		
					AU < 694.2 = 0		
* IEP Exiter and Combined provided for information only							

Alternate Assessment

(Part of Indicator 3c)		N	%	AU's Percentile	Rubric	Points Eligible	Points Earned
ELA Prof Rate (Alt)		61	18.0%	31	AU ≥ 48.8% = 6 48.8% > AU ≥ 31.6% = 4 31.6% > AU ≥ 17.9% = 2 AU < 17.9% = 0	6	2
Math Prof Rate (Alt)		61	11.5%	28	AU ≥ 26.7% = 6 26.7% > AU ≥ 14.1% = 4 14.1% > AU ≥ 6.9% = 2 AU < 6.9% = 0	6	2

Note:

Preschool Achievement and Growth (Indicator 7)**

		N	% Succeeded	AU's Percentile	0	.5	1.0	1.5	Points Eligible	Points Earned
A. Positive social-emotional skills	A1. Growth	54	70.2%	39	73.9%.....82%.....91.5%				1.5	0.0
	A2. Achievement		46.3%	7					1.5	0.0
B. Acquisition & Use of Knowledge and Skills	B1. Growth	54	72.9%	34	72.1%.....80.4%.....91.2%				1.5	0.5
	B2. Achievement		44.4%	17					1.5	0.0
C. Use of appropriate behaviors to meet their needs	C1. Growth	54	70.7%	42	66.7%.....76.2%.....86.6%				1.5	0.5
	C2. Achievement		63.0%	29					1.5	0.5

Note:

Achievement Points Earned:

11.5 out of 45

Academic Achievement 15%

**Growth = Of those children who entered or exited the program below age expectations, the percent who substantially increased their rate of growth by time of exit from the program; Achievement = functioning within age expectations by time of exit

AU Results Matrix 2023 Continued



COLORADO
Department of Education

Administrative Unit: 01070 - Adams 50, Westminster

Academic Growth 50%	Median Growth Percentile		N	Median Growth %ile	AU's Percentile	Rubric	Points Eligible	Points Earned
	ELA		146	30.0	14	AU ≥ 47 = 15 47 > AU ≥ 39.1 = 10 39.1 > AU ≥ 33 = 5 AU < 33 = 0	15	0
	Math		109	39.0	36	AU ≥ 47 = 15 47 > AU ≥ 40.7 = 10 40.7 > AU ≥ 34.5 = 5 AU < 34.5 = 0	15	5
	Rise Up		N	% Rise Up	AU's Percentile	Rubric	Points Eligible	Points Earned
	ELA		no data	no data		90th≤AU = 4 50th≤AU<90th = 3 15th≤AU<50th = 2 AU<15th = 1	45	30
	Math						45	30
	Keep Up		N	% Keep Up	AU's Percentile	Rubric	Points Eligible	Points Earned
	ELA		no data	no data		90th≤AU = 4 50th≤AU<90th = 3 15th≤AU<50th = 2 AU<15th = 1	15	10
	Math						15	10
	Academic Growth Points Earned:							85 out of 150

Postsecondary and Workforce Readiness 35%	Graduation Rate		N	%Graduated	Highest Rate Percentile	Rubric	Points Eligible	Points Earned
	4 Year Grad Rate	91	40.7%	8	21	AU ≥ 92.3% = 21	21	7
	5 Year Grad Rate	89	66.3%			92.3% > AU ≥ 79.2% = 14		
	6 Year Grad Rate	58	69.0%			79.2% > AU ≥ 66.9% = 7		
	7 Year Grad Rate	75	66.7%			AU < 66.9% = 0		
	Note:							
	IEP Dropout Exiter Rate Indicator 2		N	%Dropout Exiters	AU's Percentile	Rubric	Points Eligible	Points Earned
	Rate	74	25.7%	77	AU <6.5% = 42	42	14	
	N = students age ≥ 14 who exited schools				6.5% ≤ AU < 19% = 28			
	% = students who exited due to dropping out				19% ≤ AU <34.2% = 14			
					AU ≥ 34.2% = 0			
	Note:							
	Post-School Outcomes Indicator 14		N	%		Rubric	Points Eligible	Points Earned
	Contacts Attempted	70	100.0%		6	AU = 100% = 6	6	6
N = Students in Sample				AU < 100% = 0				
Students Participated	70	97.1%		6	60% ≤ AU = 6	6	6	
N = # in adjusted sample					60% > AU = 0			
% = of students who participated out of adjusted sample								
Outcome (Enrolled in higher ed, or in some other postsecondary ed or training program; or competitively employed or in some other employment)	68	69.1%	Percentile Rank 10	AU ≥ 91.5% = 30	30	10		
				91.5% > AU ≥ 75.3% = 20				
				75.3%> AU ≥59.8% = 10				
				AU < 59.8% = 0				
PS and Workforce Points Earned:						43 out of 105		

Academic Achievement:	11.5 out of 45
Academic Growth:	85.0 out of 150
PS and Workforce Readiness:	43.0 out of 105
Final Results Score:	139.5 out of 300.0
Results Determination:	Needs Assistance
170 to 300 = Meets Requirements 110 to 169 = Needs Assistance 0 to 109 = Needs Intervention	

If the AU's final points eligible are less than 300, the original scores have been adjusted to meet the full scale of 45, 150, or 105 proportionally.