



Colorado Department of Education  
Adult Education and Family Literacy

Program Facts 2004-05

**Adult Learner Enrollment**

English as a Second Language ESL Including EL/Civics	63%	9,427
Adult Basic Education ABE Levels 0-8.9	28%	4,244
Adult Secondary Education ASE Levels 9-12.9 GED/High School Diploma	9%	1,340
<b>Total in AEFLA Programs</b>	<b>100%</b>	<b>15,011</b>

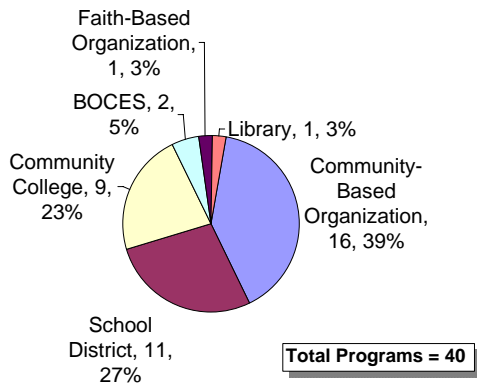
**Race/Ethnicity**

Hispanic	69%	10,381
White (non-Hispanic)	19%	2,781
Asian or Pacific Islander	6%	922
Black (non-Hispanic)	4%	641
American Indian or Alaskan Native	2%	286
<b>Total in AEFLA Programs</b>	<b>100%</b>	<b>15,011</b>

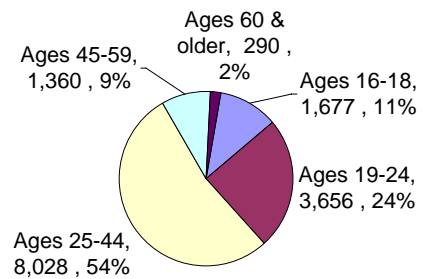
**Gender**

Female	60%	8,947
Male	40%	6,064
<b>Total in AEFLA Programs</b>	<b>100%</b>	<b>15,011</b>

**WIA II Funded Agencies by Provider Type**



**Age of Learners**



**Total Learners = 15,011**

**Learner Status at Enrollment**

Employed	7,754
Unemployed	4,827
Not in the Labor Force	2,430
On Public Assistance	1,297
Adults in Correctional Facilities	458
Adults in Community Corrections	218
Disabled Adults	384

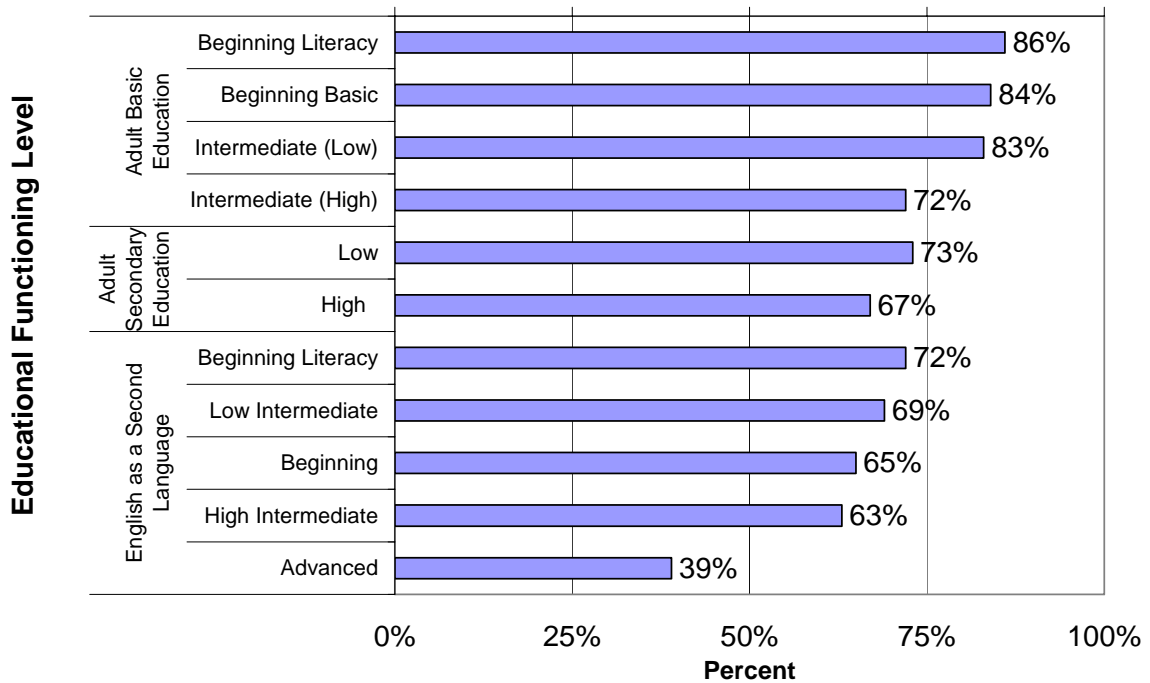
Source: Colorado Adult Education System of Accountability and Reporting (CAESAR), FY 2005 Data.

## Performance Results 2004-05

### Improvement in Literacy Skills

This chart represents the percentage of adults enrolled at each educational functioning level who acquired the basic skills needed to complete that level as validated by standardized assessments.

### Improvement in Literacy Skills: Educational Gains by Level



### Learner Goal Attainment

The following table is based on the results of local follow-up surveys of adult learners

<i>Outcome</i>	<i>No. With Goal</i>	<i>State Goal</i>	<i>Achieved</i>
Enter Post-Secondary Education or Training	301	49%	71%

The following table is based on the results of data matching between AEFLA and GED state databases

<i>Outcome</i>	<i>No. With Goal</i>	<i>State Goal</i>	<i>Achieved</i>
Earn a GED or High School Diploma	1,260	56%	67%

The following table is based on the results of local follow-up surveys of adult learners

<i>Outcome</i>	<i>No. With Goal</i>	<i>State Goal</i>	<i>Achieved</i>
Obtain Employment	176	57%	83%
Retain or Improve Employment	402	80%	69%