

Take Home Intergenerational Literacy Activity – Transportation Repetition

Skills for Children:

2-4 year olds –repetitive language
vocabulary development
oral language
fine motor (coloring)
eye-hand coordination (coloring)

4-7 year olds – as above and fluency in language

CASAS Competencies:

7.4.1 – Identify or utilize effective study strategies

Vocabulary for Parents:

go	airplane	color
marker	crayon	colored pencil
fine motor	boat	eye-hand coordination
car	oral language	helicopter
jet	rocket	sailboat
train	truck	fluency

Instructions for Parents:

Parents: Please work with your child to complete this activity.

Skills that your child is learning in this activity are:


- ✓ **Repetition (practicing a sentence pattern to improve fluency)**
- ✓ **Eye-hand coordination (drawing and coloring)**
- ✓ **Fine motor (drawing and coloring)**
- ✓ **Oral language (practicing to say the rhyme)**

After the activity:

- **Read the story together.**
- **Practice naming each object.**
- **Continue the “I see a _____. Go _____ go!” pattern around your house with other objects.**
- **Encourage your child to color the pictures.**

DLTK's Mini Books

Go Car Go!

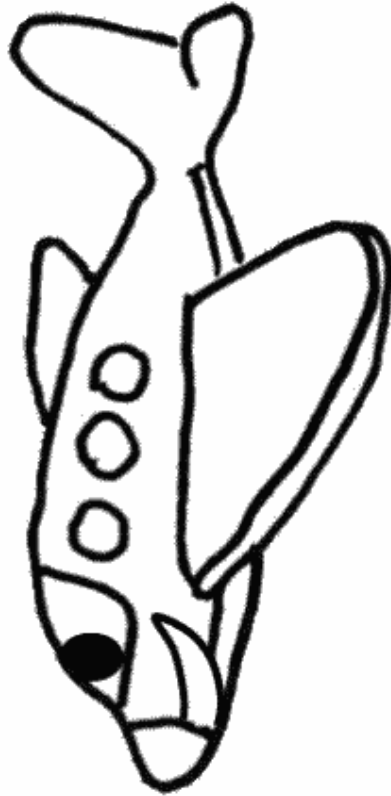



Created by: Leanne Guenther

Helping Children Grow




Free printables from <http://www.dltk-teach.com>




I see an airplane.

Go airplane go!




I see a boat.

Go boat go!



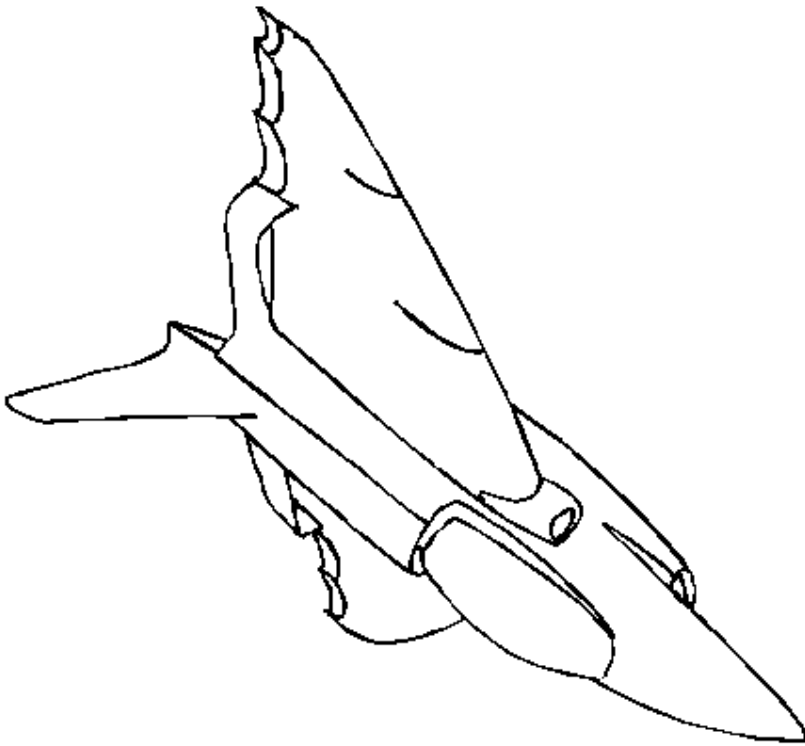
I see a car.

Go car go!




I see a helicopter.

Go helicopter go!



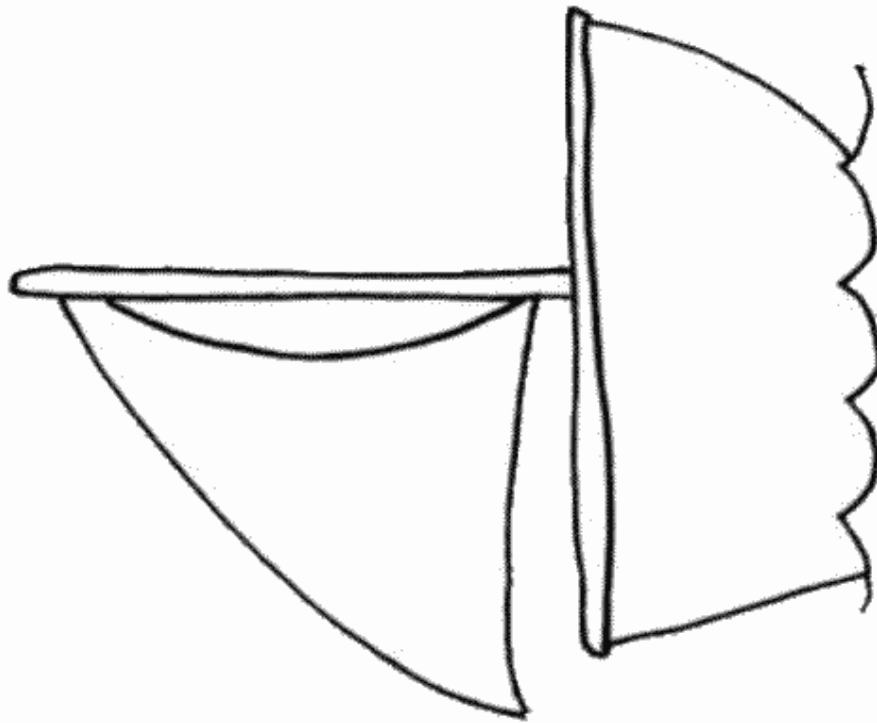
I see a jet.

Go jet go!




I see a rocket.

Go rocket go!



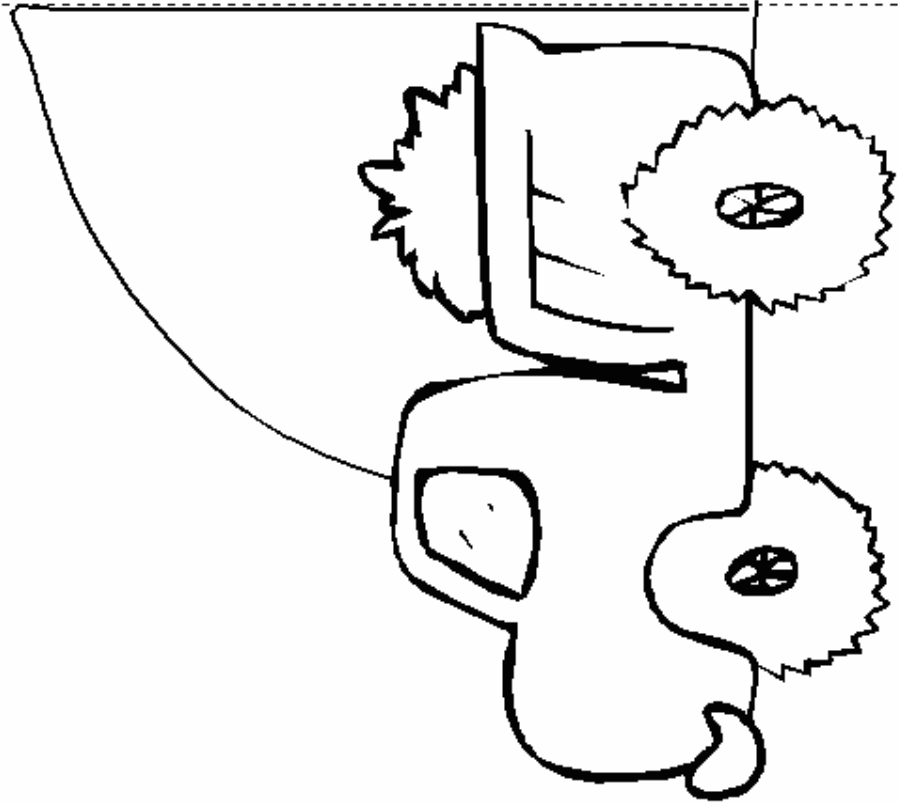
I see a sailboat.

Go sailboat go!



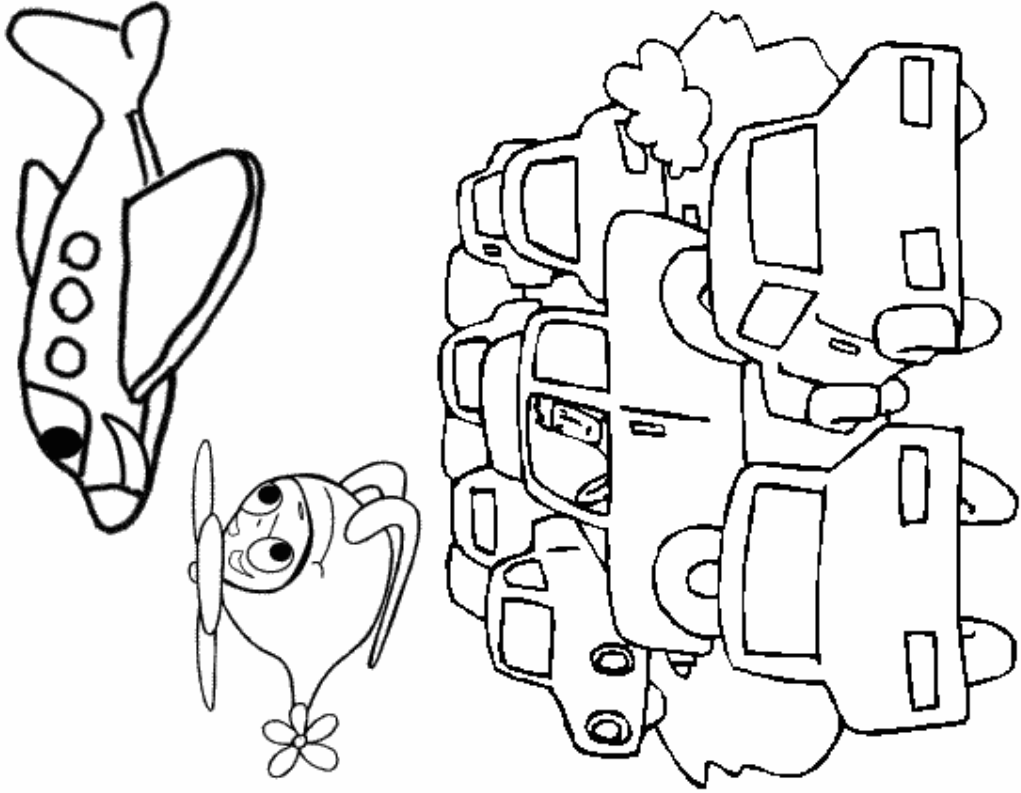
I see a train.

Go train go!



I see a truck.

Go truck go!



Go! Go! Go!

Take Home Intergenerational Literacy Activity – Transportation Vocabulary and Rhyming

Skills for Children:

Colorado Reading/Writing Standard 1.1

2-4 year olds – eye-hand coordination (coloring)

vocabulary

oral language development

4-7 year olds – as above and written language development

CASAS Competencies: No specific competencies are addressed with this activity

Vocabulary for Parents:

boat

airplane

rocket ship

space ship

travel

illustrate

expand

rhythm

rhyme

Have the parents cut the pages apart and staple them before taking home. Not all families will have scissors and staples at home.

Note: The child's picture can be cut from a photograph and placed on the first page or the child can draw their own.

Instructions for Parents:


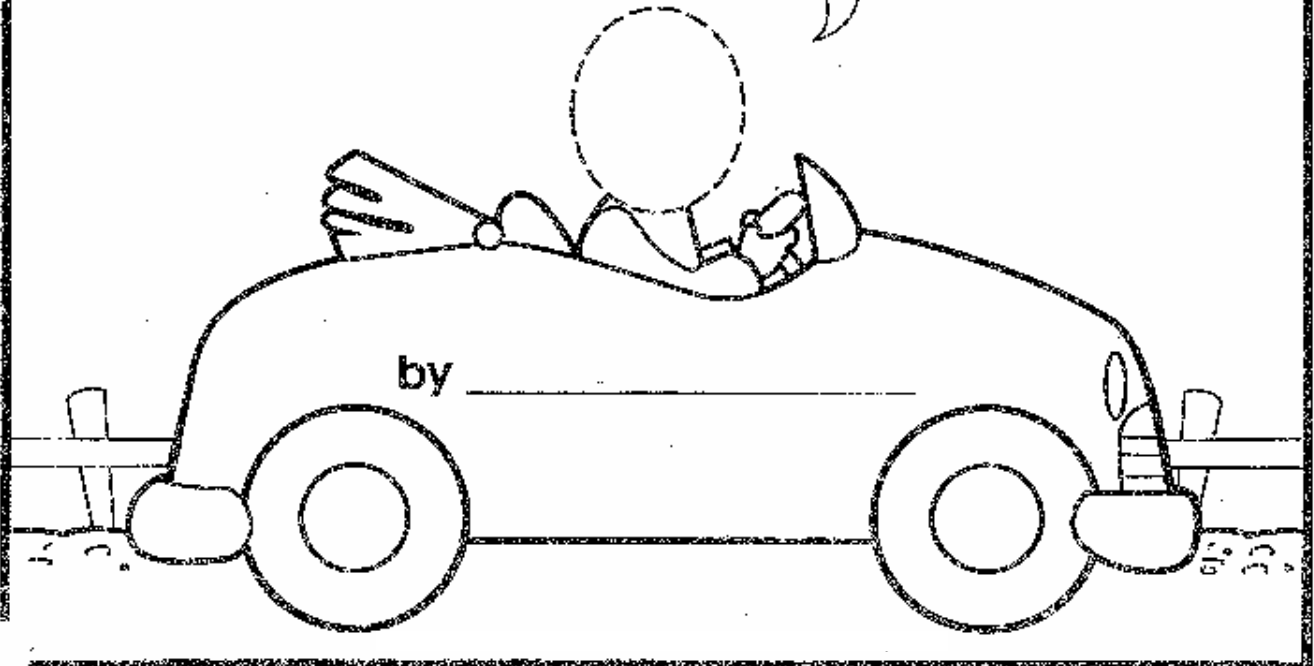
**Parents: Please work with your child to complete this activity.
Skills that your child is learning in this activity are:**

- ✓ **Eye-hand coordination (coloring)**
- ✓ **Fine motor (coloring)**
- ✓ **Rhyming**
- ✓ **Oral language development**
- ✓ **Expanding sentences with more information**


After the activity:

- **Practice reading the story together.**
- **Have your children expand the sentences to describe what they see when traveling. If the child can write, have he/she write about each picture.**

I Can Travel

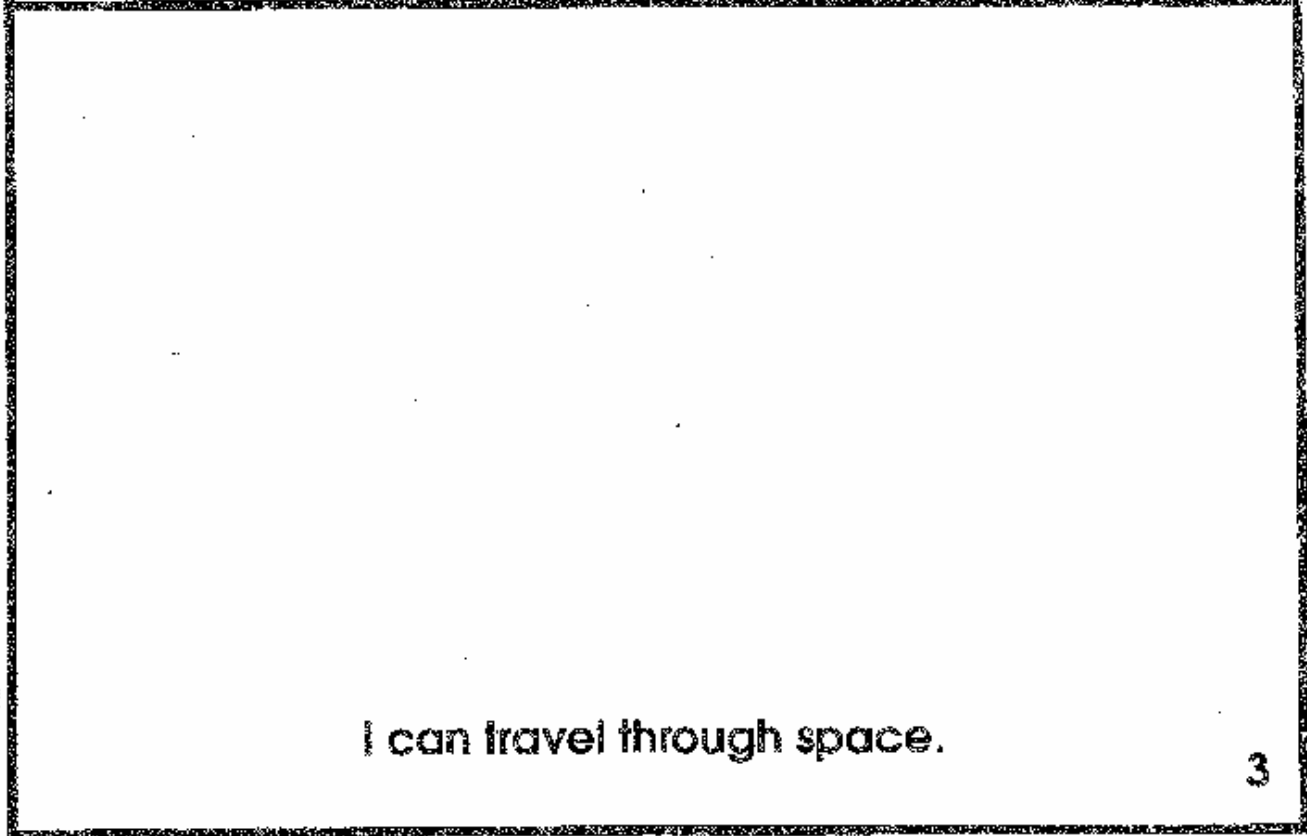


I can travel on land.



I can travel on the sea.

2



I can travel through space.

3



I can travel through the air.

4

Land, sea, space, air...
I can travel everywhere!

5

Take Home Intergenerational Literacy Activity – Transportation Cutting and Tracing

Skills for Children:

2-4 year olds – tracing (fine motor)
cutting (fine motor)
eye-hand coordination (cutting and tracing)
vocabulary of vehicles
comparing sizes (early math skill)

4-7 year olds – this activity is not appropriate for this age group

CASAS Competencies: no specific competencies are addresses in this activity

Vocabulary for Parents:

train	boat	airplane
van	trace	draw
cut	practice	transportation
small	bigger	compare

Instructions for Parents:

**Parents: Please work with your child to complete this activity.
Skills that your child is learning in this activity are:**

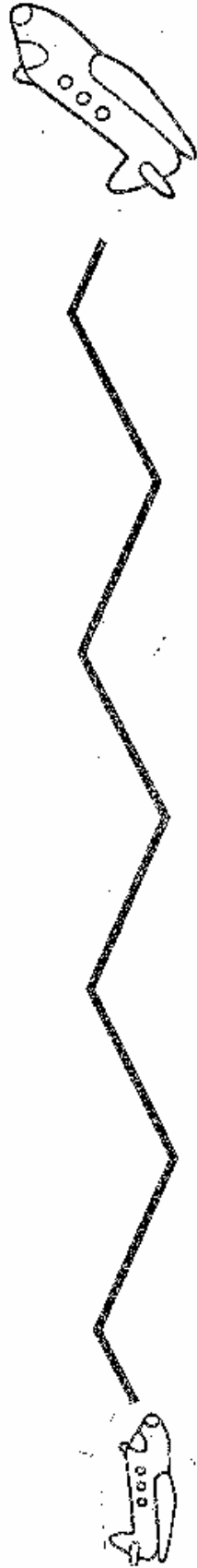
- ✓ **Eye-hand coordination (tracing and cutting)**
- ✓ **Fine motor (tracing and cutting)**
- ✓ **Naming different types of transportation**

After the activity:

- **Draw more lines for your child to practice cutting or tracing.**
- **Practice saying the vocabulary.**
- **Help your child find objects that are big and small.**

Vehicle Paths

Cut or trace from the small vehicle to the bigger one.



Take Home Intergenerational Literacy Activity – Transportation Shapes and Counting

Skills for Children:

Colorado Math Standard 4.2

2-4 year olds – visual discrimination (shapes)

counting

identifying colors

coloring (fine motor and eye-hand coordination)

4-7 year olds – as above and writing name

CASAS Competencies:

6.6.2 – Recognize, use, and measure linear dimensions, geometric shapes, or angles

Vocabulary for Parents:

train

color

marker

crayon

colored pencil

fine motor

triangle

circle

eye-hand coordination

square

rectangle

red

blue

green

yellow

find

scavenger hunt

Instructions for Parents:

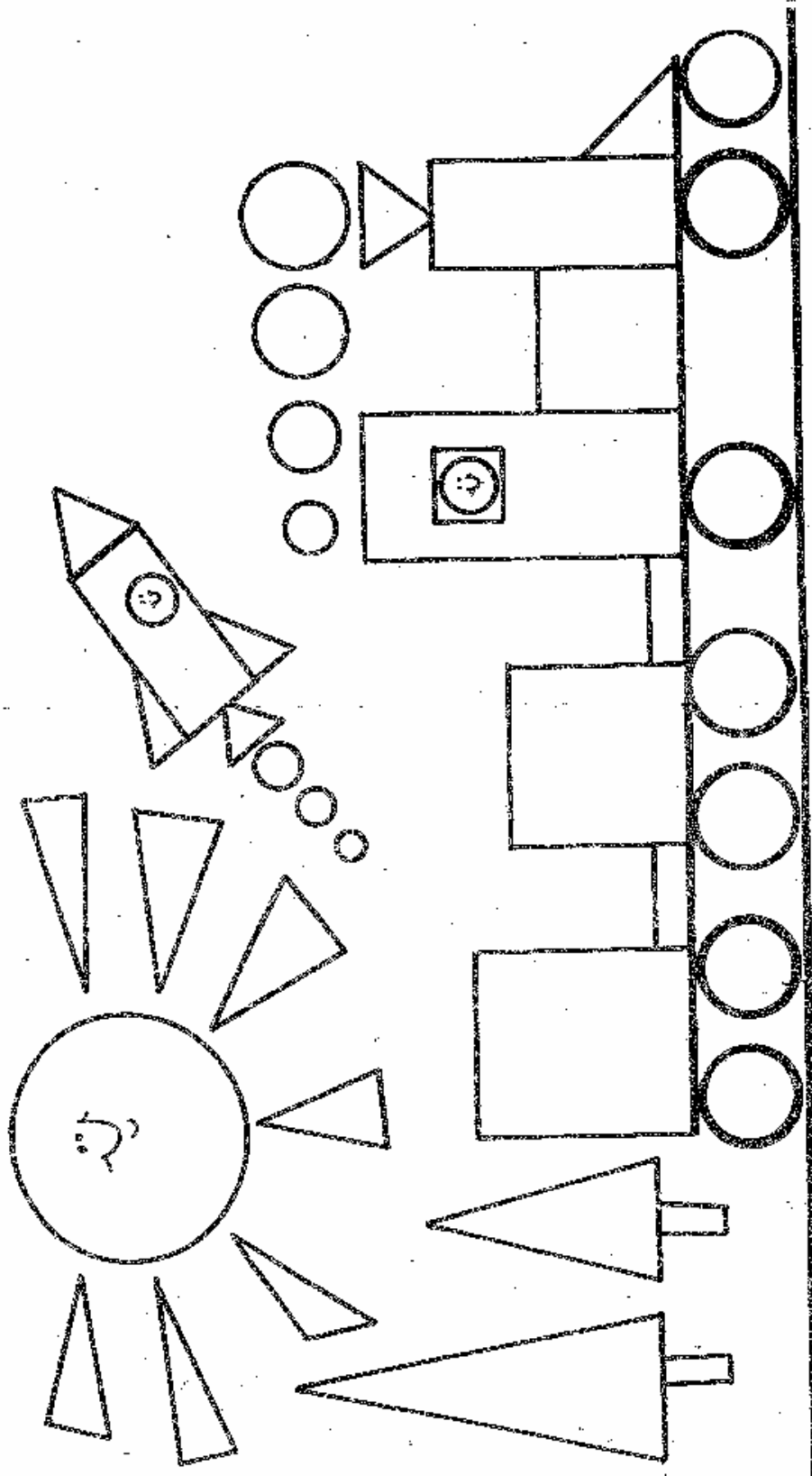
**Parents: Please work with your child to complete this activity.
Skills that your child is learning in this activity are:**

- ✓ **Eye-hand coordination (drawing and coloring)**
- ✓ **Fine motor (drawing and coloring)**
- ✓ **Counting**
- ✓ **Naming and using colors**
- ✓ **Naming and finding shapes**

After the activity:

- **Go on a shape hunt in your house.**
- **Help your child make another picture using shapes.**
- **Practice saying the vocabulary. Color names and shape names.**

Name _____



Color each shape. Count the shapes. Write the number on the line.

_____ Yellow ○'s

_____ Green △'s

_____ Blue □'s

_____ Red □'s

Take Home Intergenerational Literacy Activity – Transportation Vocabulary

Skills for Children:

Colorado Reading/Writing Standard 2.2

2-4 year olds – vocabulary development

oral language

rhyming and rhythm

fine motor (drawing and coloring)

eye-hand coordination (drawing and coloring)

4-7 year olds – as above

CASAS Competencies: no specific competencies are addressed in this activity

Vocabulary for Parents:

train

draw

color

marker

crayon

colored pencil

fine motor

rhyme

eye-hand coordination

rhythm

oral language

imagine

pretend

possible items seen from a train (cow, horses, car, tree, river, etc.)

Instructions for Parents:

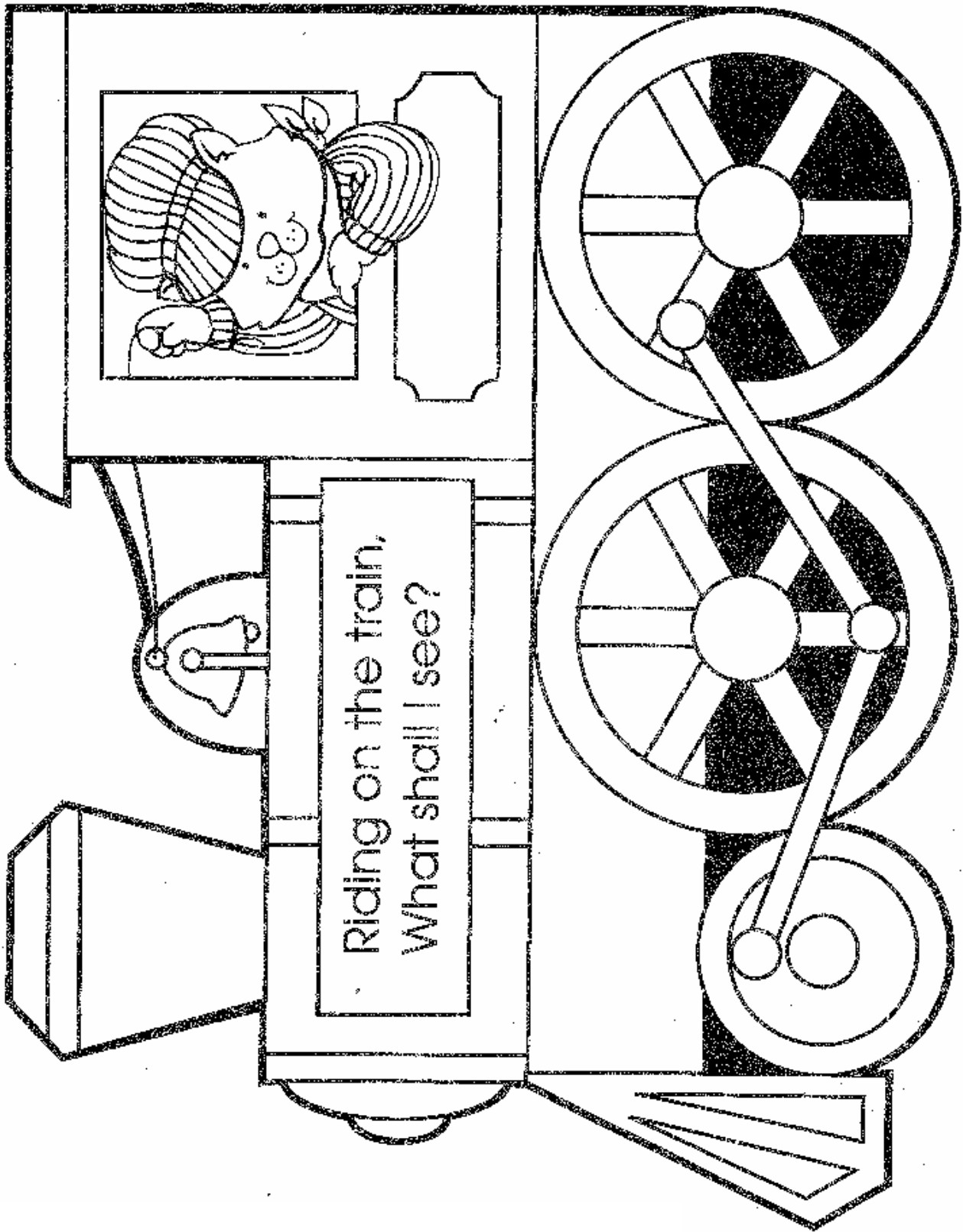
Parents: Please work with your child to complete this activity.

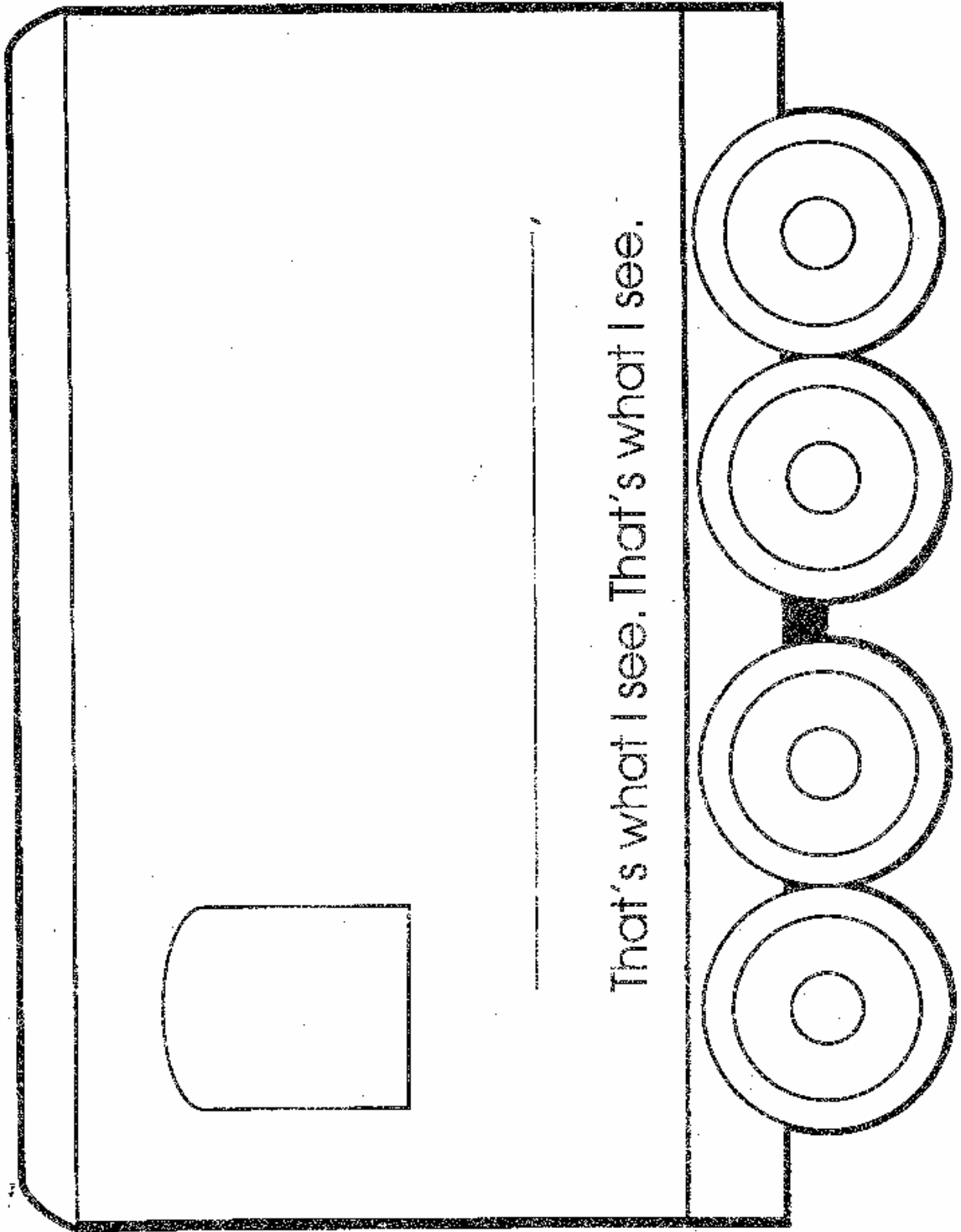
Skills that your child is learning in this activity are:

- ✓ **Eye-hand coordination (drawing and coloring)**
- ✓ **Fine motor (drawing and coloring)**
- ✓ **Vocabulary development (naming items to see from the train)**
- ✓ **Oral language (practicing to say the rhyme)**
- ✓ **Rhyming**

After the activity:

- **Read the story together.**
- **Practice naming each object.**
- **Pretend the train is a boat or an airplane. What would be different?**
- **Help your child imagine some unusual things that they would not see from a train window. Example: dinosaur**





Take Home Intergenerational Literacy Activity – Transportation Visual Discrimination

Skills for Children:

Colorado Math Standard 2.1

2-4 year olds – cutting (fine motor)
eye-hand coordination (cutting)
gluing (fine and sometimes gross motor)
visual discrimination (pre-reading and problem solving)
vocabulary development

4-7 year olds – as above

CASAS Competencies:

7.2.2 – Analyze a situation, statement, or process, identifying component elements and causal and part/whole relationships

Vocabulary for Parents:

cut	glue	paste	place
boat	airplane	train	van
visual	discrimination	notice	differences
problem solving	spelling	missing	vehicle
transportation			

Instructions for Parents:

**Parents: Please work with your child to complete this activity.
Skills that your child is learning in this activity are:**

- ✓ **Fine motor (cutting)**
- ✓ **Eye-hand coordination (cutting)**
- ✓ **Visual discrimination (which one is missing)**
- ✓ **Problem solving (which one is needed)**
- ✓ **Vocabulary development**

After the activity:

- **Practice naming each object.**
- **Count the number of each object. Example: How many boats are there?**
- **Color each vehicle.**

What's Missing?

Look at each row.

What's missing?





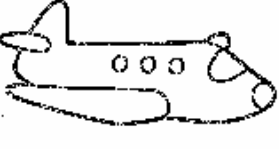










Cut and



glue.





Take Home Intergenerational Literacy Activity – Transportation Sequencing

Skills for Children:

2-4 year olds – cutting (fine motor)
sequencing (pre-reading and math)
coloring (fine motor, eye-hand coordination)
telling the story (oral language, vocabulary building)

4-7 year olds – as above and writing skills

CASAS Competencies: no specific competencies are addresses in this activity

Vocabulary for Parents:

cut	order	sequencing
dirty	clean	wash
water	hose	bucket
soap	rag	sponge
car wash	beginning	middle
end		

Instructions for Parents:

Parents: Please work with your child to complete this activity.

Skills that your child is learning in this activity are:

- ✓ **Fine motor (cutting and coloring)**
- ✓ **Eye-hand coordination (cutting)**
- ✓ **Sequencing (putting the story in order)**
- ✓ **Oral language (telling the story)**
- ✓ **Written language (writing a story)**

After the activity:

- **Practice reading the book together.**
- **Make another book together about something in your daily life. Have your child draw the pictures or write sentences and then put them in order.**
- **Ask your child if something happened at the beginning, middle or end of a story.**

Cut the four pictures apart. Put the pictures in order.
Write a sentence about each picture.

