

## Take Home Intergenerational Literacy Activity – Health Fruits

### Skills for Children:

2-4 year olds – vocabulary development (fruits, colors)  
fine motor skills (coloring)  
following a pattern (repetition)

4-7 year olds – same as above and recall of story

### CASAS Competencies:

7.4.1 – Identify or utilize effective study strategies

### Vocabulary for Parents:

apples	bananas	cherries
grapes	kiwis	oranges
pears	strawberries	watermelon
recall	repetition	pattern

Instructions for Parents:

---

**Parents: Please work with your child to complete this activity.  
Skills that your child is learning in this activity are:**

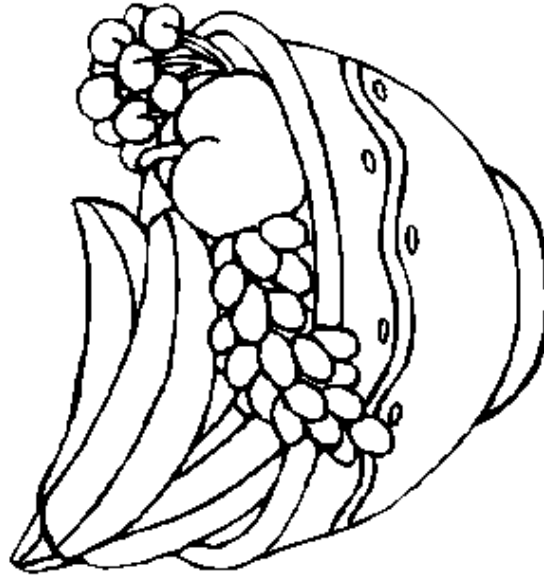
- ✓ **Vocabulary development**
- ✓ **Fine motor skills**
- ✓ **Following a pattern and repetition**

### **After the activity:**

- **Read the book together frequently.**
- **Encourage your child to continue the pattern and find more foods that they like.**
- **Help your child recognize these fruits at the grocery store. Practice feeling and describing the texture.**

DLTK's Mini Books

# Fruit




Created by: Leanne Guenther


Helping Children Grow



Free printables from <http://www.dltk-teach.com>




I like apples.




I like bananas.

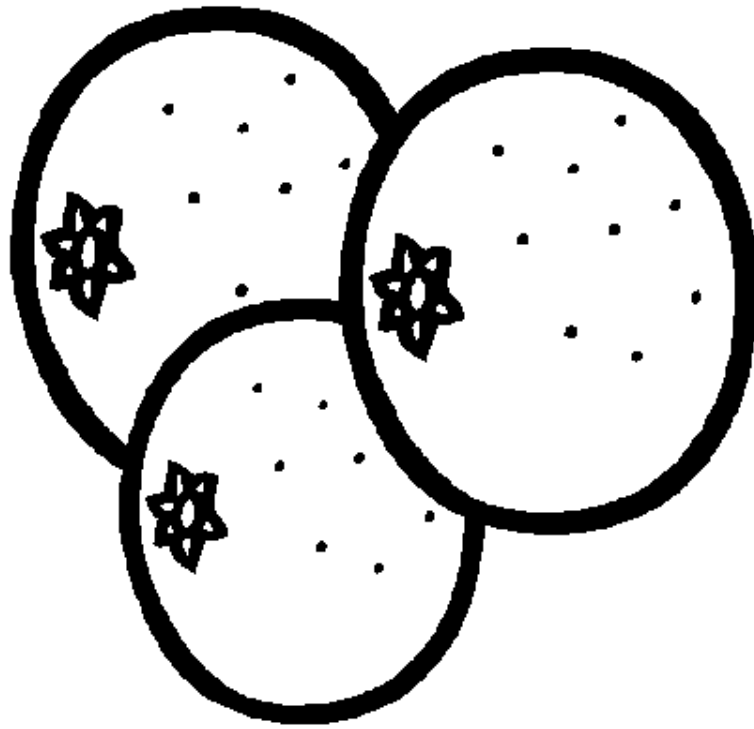
1 2




I like grapes.



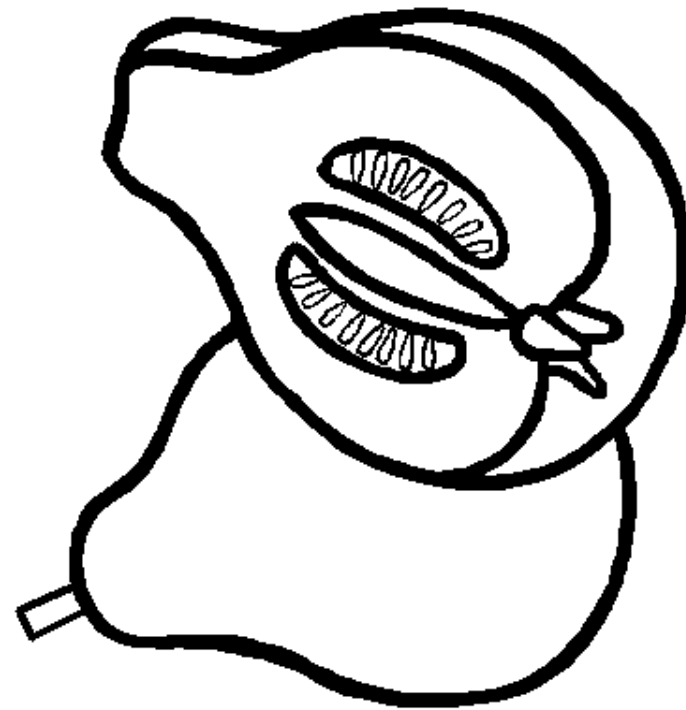
I like cherries.




I like oranges.




I like kiwis.



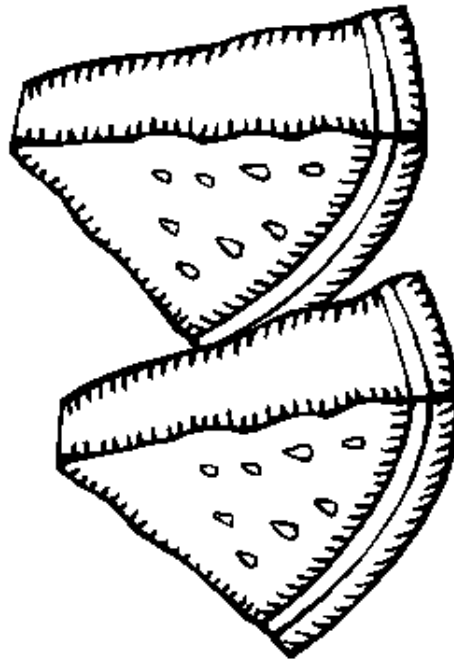
I like pears.



I like strawberries.




**I like FRUIT!**



**I like watermelon.**


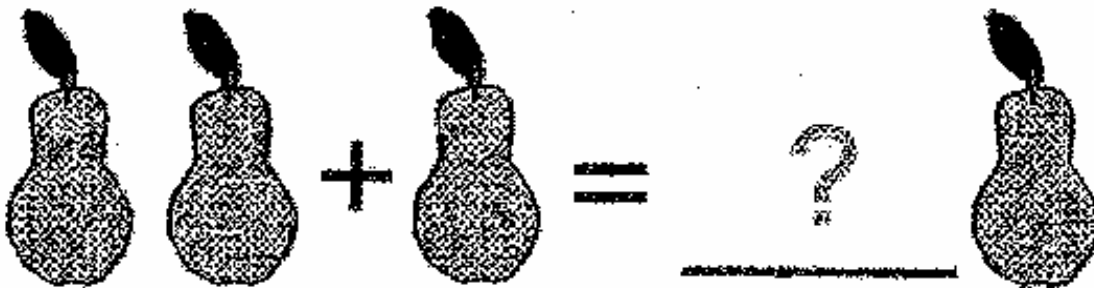
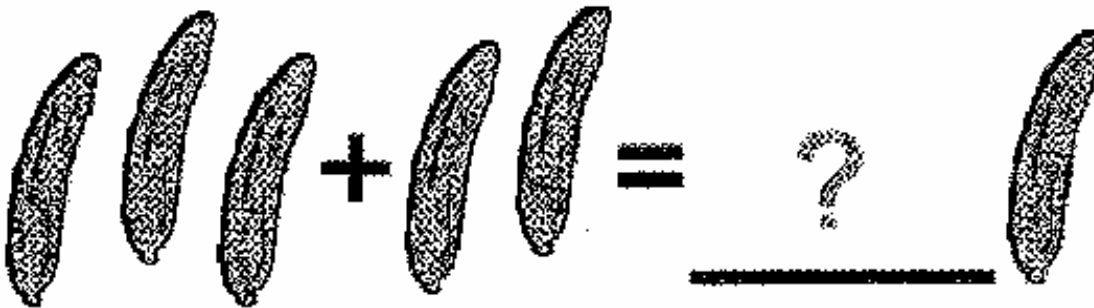
Color the foods that were in the story.

Hint: FRUIT



# Adding Fruit

Add the fruit and write the correct number on the line.



Draw your favorite fruit here!

## Take Home Intergenerational Literacy Activity – Health Designing a Treat

### Skills for Children:

Colorado Reading/Writing Standard 2.3

2-4 year olds – vocabulary development  
problem solving  
fine motor (drawing and coloring)

4-7 year olds – same as above and writing development

### CASAS Competencies:

7.2.6 – Generate ideas using divergent and convergent approaches, and also through creative imagination

### Vocabulary for Parents:

creative	problem solving
develop	wrapper
encourage	prompt
rectangle	delicious
candy bar	

Instructions for Parents:

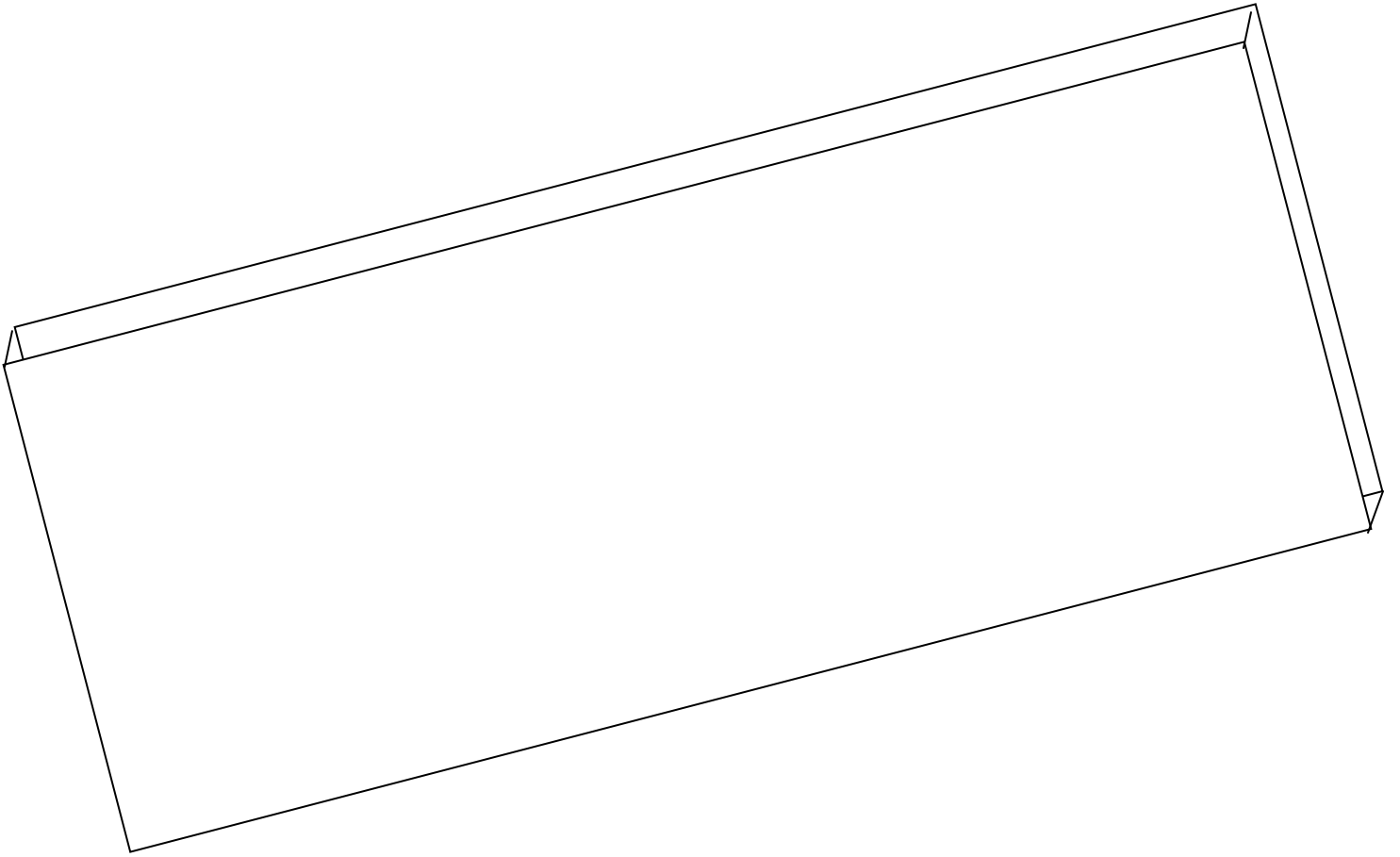
---

**Parents: Please work with your child to complete this activity.  
Skills that your child is learning in this activity are:**

- ✓ **Vocabulary development**
- ✓ **Problem solving**
- ✓ **Writing and pre-writing skills**

### **After the activity:**

- **Point out the shape of a rectangle. Help your child find rectangles around the house.**
- **Examine labels for foods in your house. Help your child recognize common words such as milk, cereal, etc.**
- **Help your child use food labels to find each letter of the alphabet.**



Design a wrapper and make up a name for a delicious new candy bar.

## Take Home Intergenerational Literacy Activity – Health Creative Writing

### Skills for Children:

Colorado Reading/Writing Standard 4.4

2-4 year olds – vocabulary development  
problem solving

4-7 year olds – same as above and writing development

### CASAS Competencies:

7.2.6 – Generate ideas using divergent and convergent approaches, and also through creative imagination

### Vocabulary for Parents:

creative	problem solving
develop	pizza
encourage	prompt
pretend	triangle

Instructions for Parents:

---


**Parents: Please work with your child to complete this activity.  
Skills that your child is learning in this activity are:**

- ✓ **Vocabulary development**
- ✓ **Problem solving**
- ✓ **Writing and pre-writing skills**

### **After the activity:**

- **Pick a different food each day and pretend that is the only food for the day.**
- **Encourage your child to retell the story.**
- **Point out the shape of a triangle. Help your child find triangles around the house.**

What if we could only eat pizza?



© www.atozteachersstuff.com

What if we could only eat pizza?

A large inverted triangle with a thick black border. The top edge of the triangle is a wavy line. Inside the triangle, there are 15 horizontal lines for writing, starting from the wavy top edge and ending at the bottom point.

## Take Home Intergenerational Literacy Activity – Health Sorting and Sequencing

### Skills for Children:

Colorado Math Standard 5.2

2-4 year olds – sequencing (pre-reading skill)  
classifying (pre-math skill)  
fine motor (cutting)  
patterning (math skill)

4-7 year olds – same as above and letter recognition

### CASAS Competencies:

7.2.3 – Make comparisons, differentiate among, sorting, and classifying items, information, or ideas.

### Vocabulary for Parents:

sort	size	color	type
uppercase	lowercase	pattern	sequence
smallest	largest	size	bake
prick	baker	classify	cupcake
round	square	finger play	pat

Instructions for Parents:

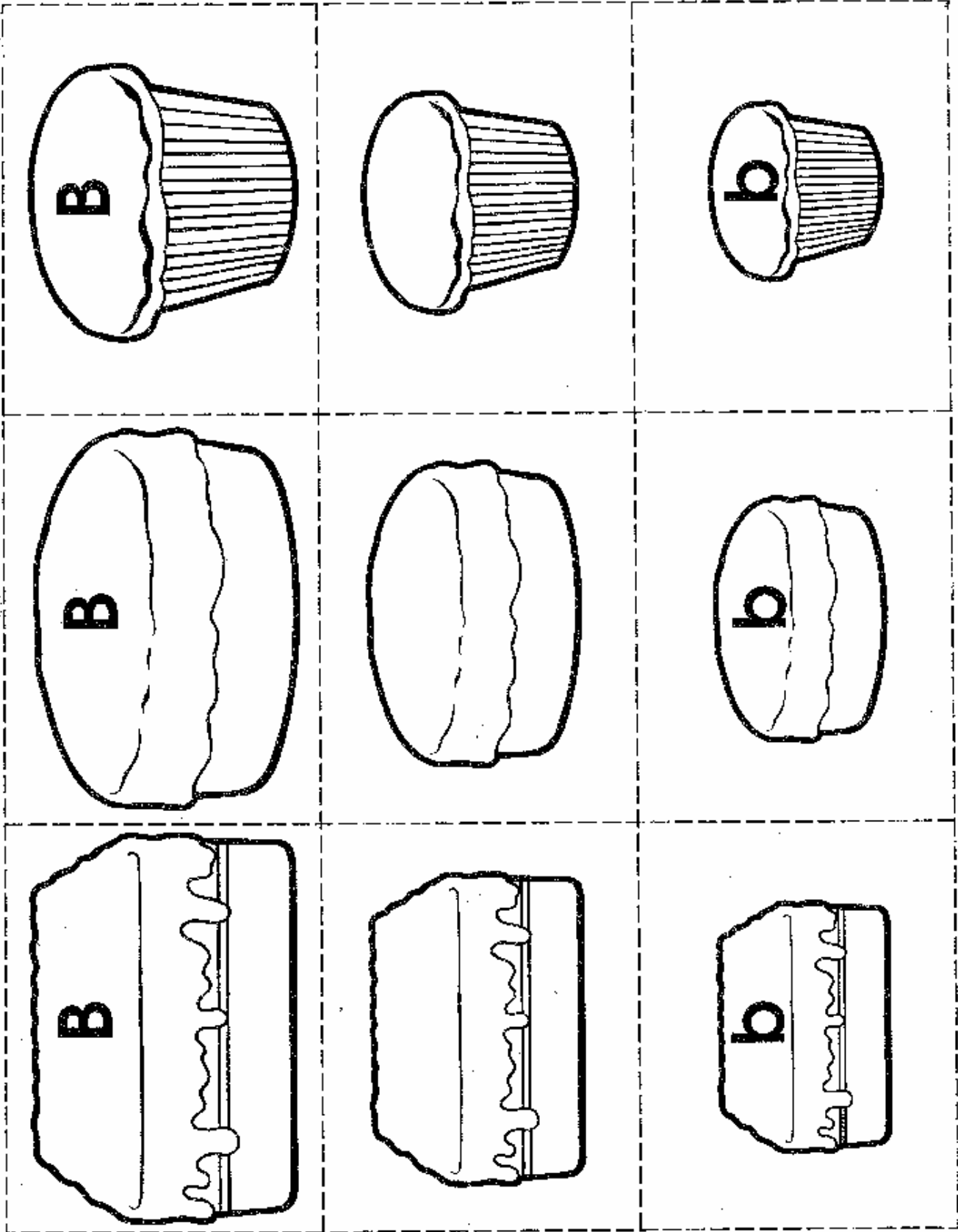
---

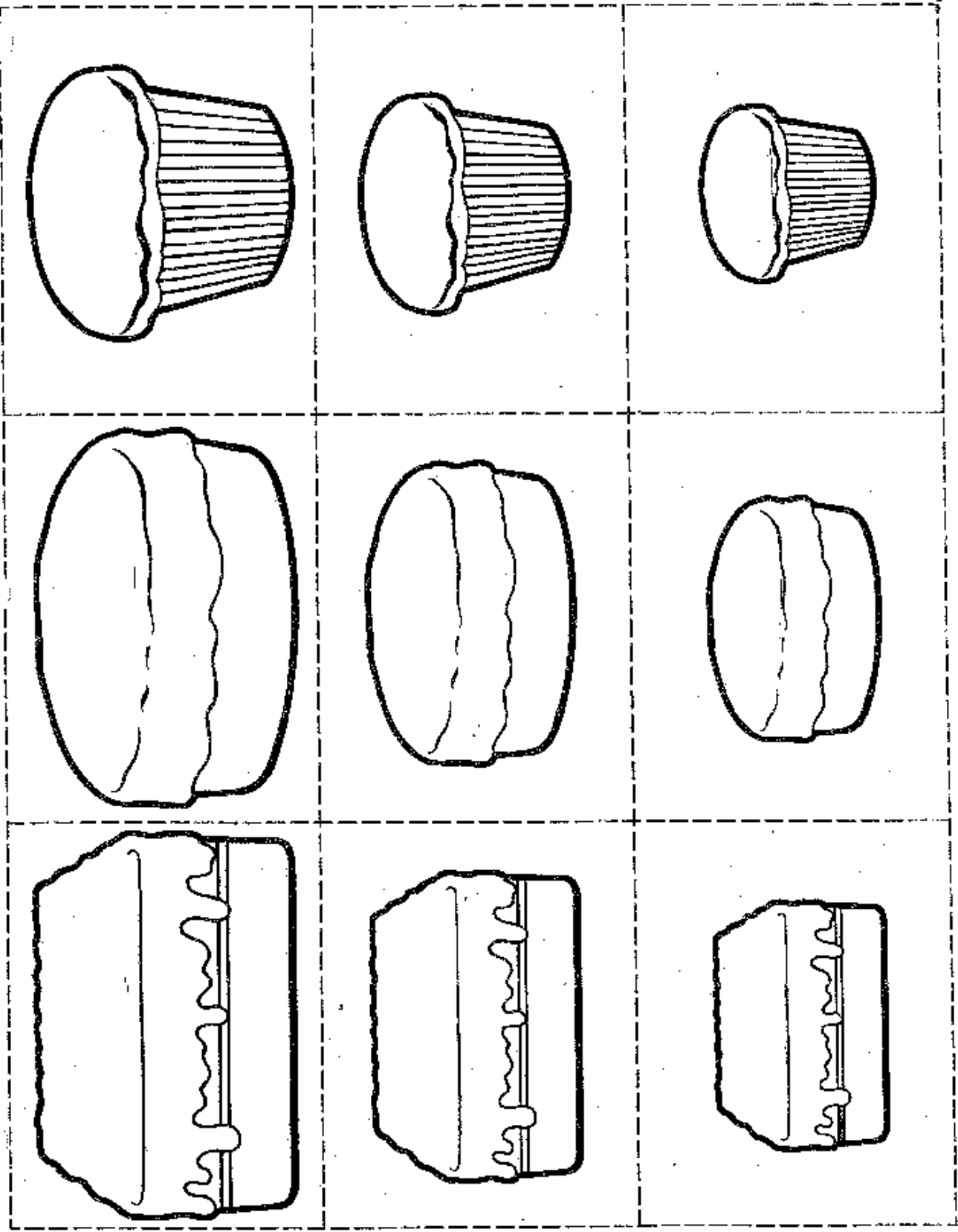
**Parents: Please work with your child to complete this activity.  
Skills that your child is learning in this activity are:**

- ✓ **Sequencing**
- ✓ **Classifying**
- ✓ **Patterning**
- ✓ **Fine motor skills**

### **During the activity:**

- **Help your child sort the cakes by size, color, type, and uppercase/ lowercase/ no letter.**
- **Have your child color the cakes to make a pattern.**
- **Help your child sequence the cakes by size from smallest to largest or largest to smallest.**
- **Read and act the finger play together.**







**Pat-a-cake, pat-a-cake, baker's man.  
Bake me a cake as fast as you can.  
Pat it and prick it and mark it with a B.  
Put it in the oven for baby and me!**