



Text to Speech Functionality for the PARCC Assessments

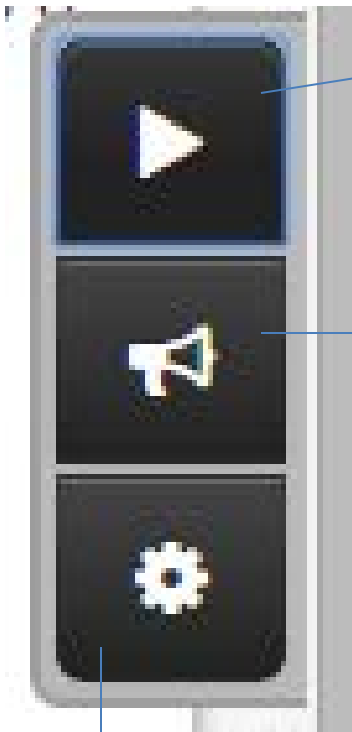


Text-to-Speech (TTS) Functionality

- The TTS player is available on the right hand side of the screen when the student navigates to the items in the test.
- The TTS player does not automatically begin playing, so the student has to click play for the TTS to begin reading the content.
- Once the student clicks the play button, the TTS will start and the button changes to a stop button. The student can stop the test or use the focus tool to repeat any part of the test item at any time.
- Students can adjust the speed of the voice from normal to fast.
- TTS samples for students are available at the PARCC Website

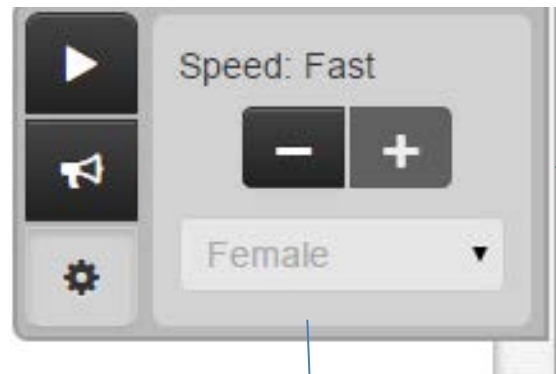
Text-to-Speech (TTS) Functionality

The student can select the play icon to begin the TTS; The play button also changes to a stop button if a student wants to stop the TTS from reading.



Focus tool allows the student to listen to a paragraph or text again

Setting icon allows the student to access the speed for the TTS






Currently only a female voice is available for TTS

Once the student selects the setting icon, they can then adjust the speed from normal to fast.

How to Access the Text-to-Speech Tutorial

Practice Tests

-  Sample Items
-  Tutorials
-  Practice Tests



Want to see PARCC items in action? Would you like to know how PARCC is different from previous tests?

Wait! Before you start, does your computer, laptop, or tablet have what it takes? The PARCC assessment works with many devices and browsers, but not all. [Find out the technology guidelines here.](#)

English Language Arts/Literacy Practice Tests

Do you want to know what taking the English/Language Arts/Literacy portion of the PARCC Performance-Based Assessment is like? A practice test for each grade is available below for you to use to familiarize yourself with the kinds of items and format used for the PBA tests.

[View English Language Arts/Literacy Practice Tests »](#)

Spring 2014 Release

The spring 2014 release consisted of Performance-Based Assessment tests in English Language Arts/Literacy and End-of-Year tests in mathematics.

What's available:

- Grades 3–11 Performance-Based Assessment tests for ELA

Mathematics Practice Tests

Do you want to know what taking the Mathematics portion of the PARCC End-of-Year is like? A practice test for each grade is available below for you to use to familiarize yourself with the kinds of items and format used for the EOY tests.

[View Mathematics Practice Tests »](#)

January 2015 Release

What's available:

- Grades 3–11 End-of-Year tests for ELA
- Grades 3–8 Performance-Based tests for mathematics
- Algebra I, Geometry, and Algebra II Performance-Based tests for mathematics

Notes about scoring:

How to Access the Text-to-Speech Tutorial

TestNav 8 Tutorial

This tutorial should be used to familiarize students with how to navigate the TestNav 8 computer-based environment (advancing, going back, tool bar, embedded supports and accommodations).

[View TestNav 8 Tutorial »](#)

Printable Paper-Based Student Tutorials (High School)

These printable paper-based high school tutorials will help familiarize students with paper-based assessments.

[Printable Tutorials ▼](#)

Online Student Tutorials (High School)

These online tutorials will help familiarize students with the PARCC assessments.

[Online Student Tutorials ▼](#)

Text to Speech Tutorials

These tutorials will help familiarize students with how to use the TestNav 8 computer-based Text to Speech accommodation.

[View English Language Arts/Literacy \(ELA\) »](#)

[View Mathematics »](#)

Equation Editor

These quick reference guides will help familiarize students with how to use the Equation Editor Tool.

[Equation Editor Guide ▼](#)

[Practice with the Equation Editor ▼](#)

[Equation Editor Tutorials ▼](#)

Graphing Calculator

These links connect to Texas Instruments' Graphing Calculator software trial version that can be downloaded and accessed for 90 days. The software may be used to familiarize students with the online Texas Instruments TI-84+ graphing calculator which is available in the Infrastructure Trial, Field Tests, and Operational Tests for High School math.

At this time, there is a version for Windows and a Macintosh version, but there is not currently an iOS or Chromebook version.

[TI Graphing Calculator Software ▼](#)

How to Access the Text-to-Speech Tutorial

TN8

Guest



Welcome! You are about to start a test.

ELA PARCC Sample Gr 3-5

There is 1 section.

There are 2 total questions.

[Start Test Now »](#)

Directions: This is a test to measure your knowledge and skills.

- Some questions may ask you to select your answer from several possible choices. Click the circle next to the best answer.
- Some questions may ask you to write an answer. Click in the box and type your answer there. Before you begin to type, read the question carefully. Answer the question as completely as you can. Explain your thoughts and ideas clearly. Read what you have written to be sure it says what you want it to say. These questions are worth more points than the others.
- Some questions may ask you to work with objects on the screen. Follow the directions on the screen to answer those questions.

It is best to answer every question even if you are not sure if your answer is correct.

Let's listen to an example of the TTS

Read the passage from "The Cricket and the Cougar" and answer the questions.

from "The Cricket and the Cougar"

by Katherine Chandler

1 One day the cougar was out walking in the woods. As he was stepping near an old rotten log, he heard a tiny voice say, "Oh, please don't step there. That's my house, and with one step more you will destroy it."

2 The cougar looked down and saw a little cricket sitting on the log. He roared, "And is it you, weak little creature, that dares to tell me where to step? Don't you know that I am king of the beasts?"

3 "You may be king of the beasts, but I am king of my house, and I don't want you to break it down, king or no king."

4 The cougar was amazed at such daring. "Don't you know, you weakling, that I could kill you and your house

Part A

What is the meaning of the word **master** as it is used in paragraphs 5 and 6?

- A. understand
- B. conquer
- C. befriend
- D. frighten

Part B

Which detail from the story best supports the answer to Part A?

- A. "Don't you know that I am king of the beasts?"
- B. "Well, little boaster, you have that cousin here tomorrow..."