



CDE Data Tools & Reports

Accountability & Continuous Improvement

The purpose of this fact sheet is to provide a brief overview of the data visualization tools and resources that are available to support the work of education stakeholders. This includes CDE tools and reports for individual schools and districts, tools and reports to access statewide datasets, and other school and district data that is publicly available.

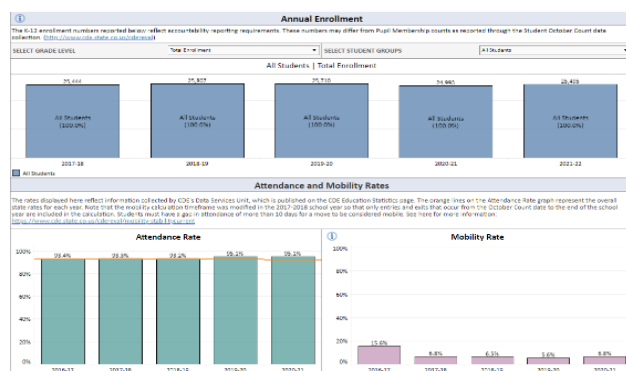


Tools & Reports for Individual Schools and Districts

<http://www.cde.state.co.us/accountability/schoolviewdataandresults>

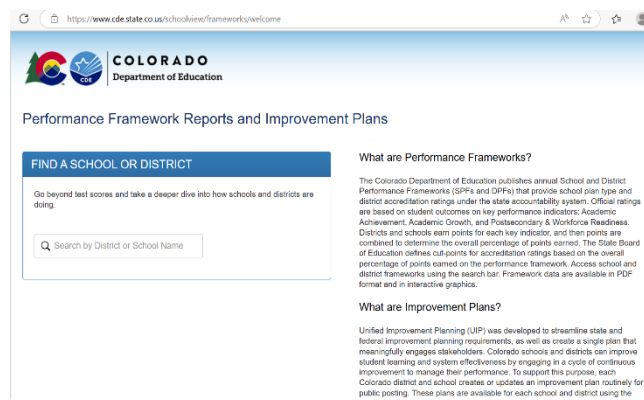
School and District Dashboard

This dashboard is made up of a suite of reports with longitudinal data. The dashboards allow users to interact with graphs and tables showing demographic information along with performance data and ratings generated under the state accountability system. The purpose of the dashboards is to provide school and district accountability data trends across years to support school and district improvement planning.



Framework Reports and Unified Improvement Plans

District and School Performance Frameworks are used to determine performance ratings under the state accountability system. Unified Improvement Plans document the strategies that districts and schools implement as part of the continuous improvement cycle. Use this tool to access reports for individual districts and schools in PDF format.


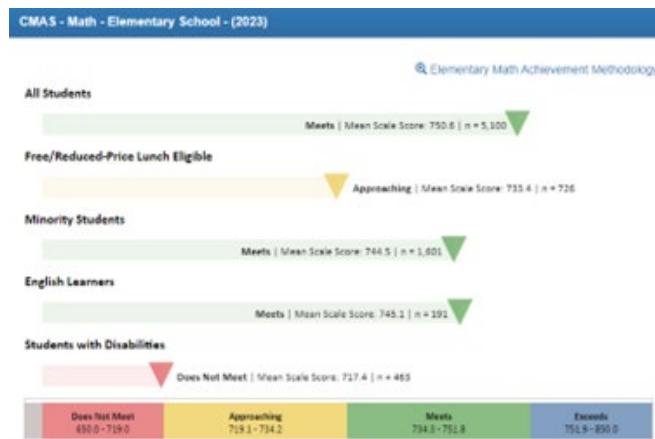


Online Frameworks and Unified Improvement Plans

This tool provides an interactive version of the frameworks that is designed for the public. Users can see high level reports initially and then can dig into accountability data more deeply. There are links to official SPF/DPF reports, school and district UIPs, and district accreditation contracts. Every district's most recently signed accreditation contract is available in the [online accreditation contract portal](#). The purpose of these tools is to provide multiple years of performance framework data that is more accessible to better understand school and district ratings.

Performance Snapshot

The Snapshot provides an overview of key elements from the most recent District and School Performance Framework Reports and Unified Improvement Plans. This report is primarily designed for users with existing knowledge of the performance frameworks and improvement planning process but provides a significant amount of explanatory information that makes it accessible to broader audiences. Use this tool to access reports for individual districts and schools. The purpose of the tool is to provide a single-year snapshot of performance framework and UIP data to better understand accountability and improvement planning processes.

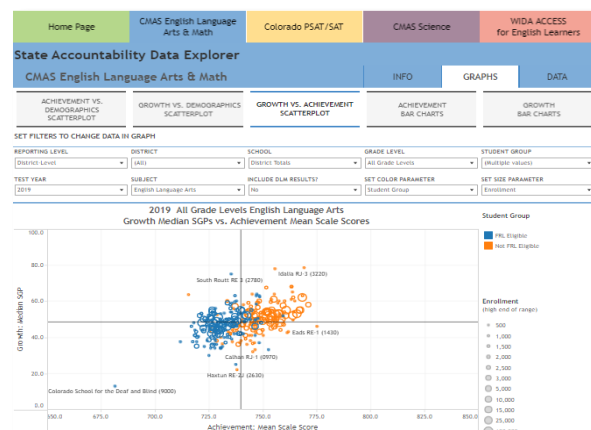


Tools and Reports to Access Statewide Datasets

<http://www.cde.state.co.us/accountability/schoolviewdataandresults>


Data Explorer Tool

This online tool provides access to graphs and tables showing performance outcome measures calculated at the state, district, and school levels. These measures encompass the metrics used within the state performance frameworks but also provide access to a broader set of information that may be used to support improvement planning efforts or to facilitate other types of evaluation and analysis. Data tables can be exported to spreadsheets, and graphs can be downloaded in PDF format or as image files. District users may access [a secure version of this tool](#) that displays performance data for their own district and schools even in cases where there are not enough records to meet the minimum n-count thresholds for public reporting.



State Accountability Data Files

Go here to access a repository of files containing performance framework information for all schools and districts in the state. Files include spreadsheets with current and historical performance framework results, along with copies of PowerPoint presentations and other reports presented to the State Board of Education.



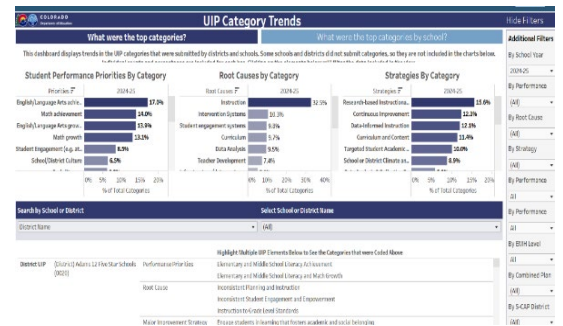
Teaching and Learning Survey (TLCC)

The Teaching and Learning Conditions in Colorado (TLCC) is a statewide, confidential survey intended to support school, district, and state improvement planning, as well as research and policy. Use this to access an interactive report showing TLCC survey results for schools and districts across the state.



UIP Elements Dashboard (NEW!)

Identify UIP trends statewide and within districts, enhance the development of targeted supports, foster collaboration across sites that are working on similar focus areas, and improve transparency of UIP data. To learn more about the data included in the dashboard, see the [UIP Category Guidance](#).

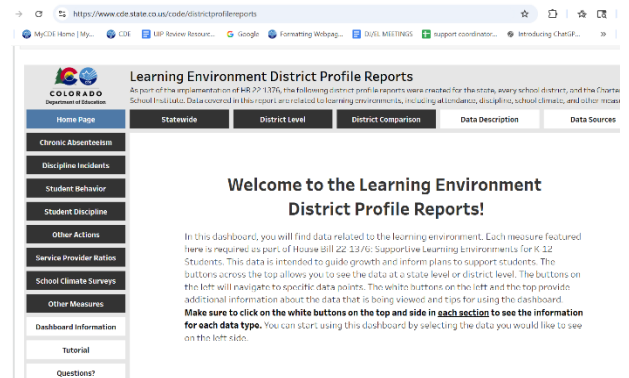


Other School and District Data

<https://www.cde.state.co.us/schoolview>

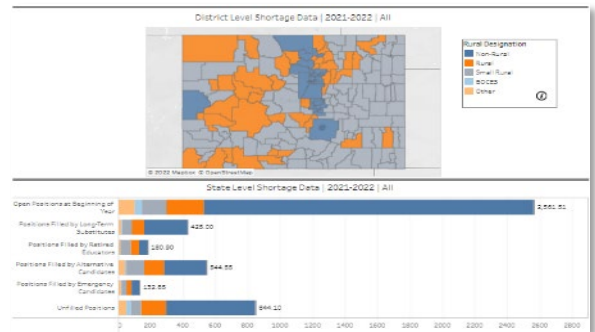
Learning Environment District Profile Reports

The district profile reports are a public dashboard that CDE manages involving measures related to the learning environment, including chronic absenteeism, student discipline and behavior, school climate survey information, and mental health professional ratios. The information is disaggregated by student groups and contains data at the state- and district levels.



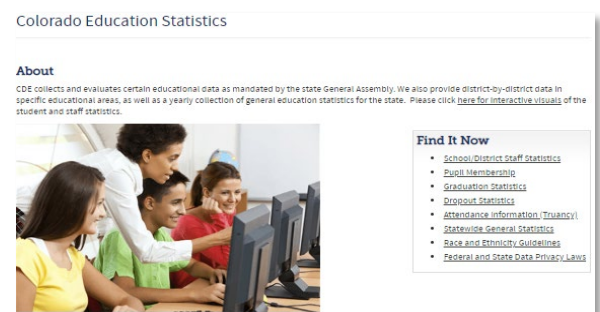
Educator Talent Data Tools & Reports

Explore data related to the preparation, recruitment, employment, evaluation, and mobility of Colorado educators. Use this to find interactive reports and flat files with related data.



Colorado Education Statistics

Download annual education statistics including attendance, graduation/completion, mobility/stability, dropout, school/district staff statistics, suspension/expulsion, and pupil membership data. Includes access to historical data.



WHERE CAN I LEARN MORE OR GET ADDITIONAL SUPPORT?

The School Improvement & Planning team is available to provide professional development and technical assistance related to data use, state accountability, and improvement planning both remotely and in-person. For more information, please contact us via e-mail at: uiphelp@cde.state.co.us.